

02-Jan-2024 Participant Wise OI		03-Jan-2024 Participant Wise OI	
Contracts		Contracts	Change
FII Net Index Future OI	79465	FII Net Index Future OI	-8867
DII Net Index Future OI	-12566	DII Net Index Future OI	-6400
Pro Net Index Future OI	-24265	Pro Net Index Future OI	-20177
Retail Net Index Future OI	-42634	Retail Net Index Future OI	-31455

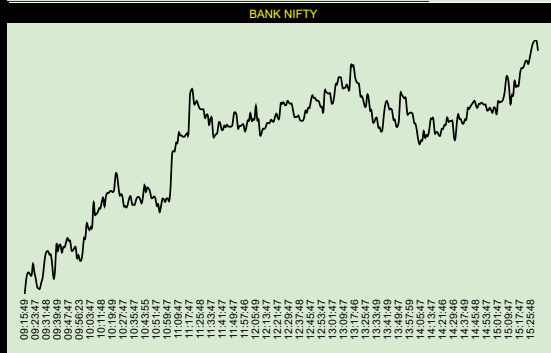
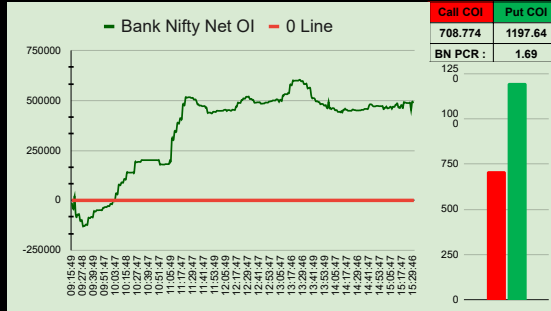
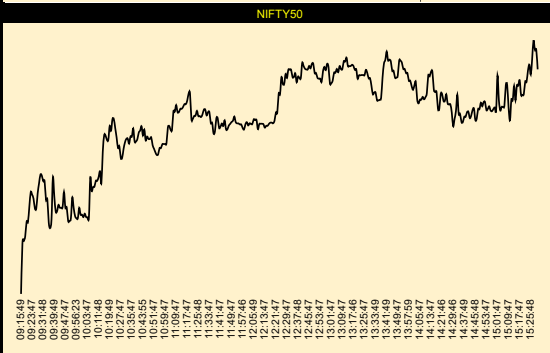
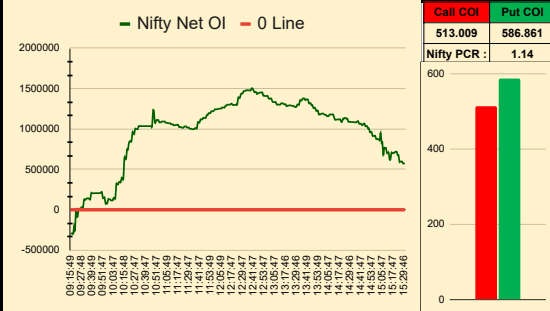


NIFTY50		India VIX 13.33	BANK NIFTY	
Current Expiry	2024-01-04		Current Expiry	2024-01-10
Nifty Prev. Cl	21,517.35		BN Prev. Cl	47,704.95
Nifty50 Open	21,605.80	88.45	BN Open	47,805.40
Nifty50 High	21,685.65		BN High	48,281.20
Nifty50 Low	21,564.55		BN Low	47,738.15
Nifty50 Spot LTP	21,658.60	52.80	BN Spot LTP	48,195.85
Nifty50 VWAP Diff	70.60	Bullish	BN VWAP Diff	242.76
Nifty Expected Day High	21,756.50	70.85	BN Expected Day High	48,138.90
Nifty Expected Day Low	21,455.10	109.45	BN Expected Day Low	47,471.90
Max Call OI (Resistance)	21650	735,179	Max Call OI (Resistance)	49000
Max Put OI (Support)	21650	543,585	Max Put OI (Support)	45000
Nifty50 SRR is	Bearish	0.74	Bank Nifty SRR is	Bullish
SRR Says 21650 Strike is Strong Resistance			SRR Says 48000 Strike is Strong Support	

CALL COI	PCR	PUT COI	CALL COI	PCR	PUT COI
206073	5.21	1073277	211768	3.5	741932
0		0	0		0
Price Action	NET OI	VWAP Diff	Price Action	NET OI	VWAP Diff
Bullish	Bullish	70.6	Bullish	Bullish	242.76


Global Markets					
US	US	Canada	LONDON	JAPAN	CHINA
Dow Jones	Nasdaq	S&P/TSX	FTSE 100	Nikkei 225	Hang Seng
37,430.19	14,592.21	20,818.58	7,685.68	33,288.29	16,614.00
-284.85(-0.76%)	-173.73(-1.18%)	-53.56(-0.26%)	0%	-187.67(-0.56%)	-12.5(-0.08%)


04-Jan-2024 19:14:37 OIDeer.com					
Strike	Open Interest	Strike	Open Interest	Strike	Open Interest
Call Writer (OTM)	21800	238218	Call Writer (OTM)	48500	95110
Call Writer (OTM)	21750	144291	Call Writer (OTM)	48400	54940
Call Writer (OTM)	21700	325898	Call Writer (OTM)	48300	73400
Call Writer (ATM)	21650	735179	Call Writer (ATM)	48200	85380
21,658.60	Total	1443586	48,195.85	Total	308830
Put Writer (ATM)	21650	543585	Put Writer (ATM)	48200	80313
Put Writer (OTM)	21600	432967	Put Writer (OTM)	48100	74898
Put Writer (OTM)	21550	149905	Put Writer (OTM)	48000	167492
Put Writer (OTM)	21500	226844	Put Writer (OTM)	47900	70518
Total		1353301	Total		393221





Symbol	Sector	O=H	LTP	OPEN	HIGH	LOW
INDPETRO	F&O Oil Gas & Fuels		576 (-49)	380	382.35	358.2
SYRMA	Capital Goods		634.7 (-29.35)	664.95	669.85	634
MANKIND	Healthcare		2079 (-76.55)	2155.85	2164.45	2060
VAIBHAVGBL	Consumer Durable		417 (-15.2)	430	447.7	415.15
JBCHEPHARM	Healthcare		1642.3 (-58)	1710	1733.4	1591.6
PSPPROJECT	Construction		739 (-22.6)	746.45	748.95	726.1
PVRRINOX	F&O Infra Ent & Publica	O=H	1667.15 (-46.65)	1720	1720	1656.4
ACE	Information Technol		902 (-23.5)	931.1	937	895
HIKAL	Healthcare		300 (-7.75)	309.3	309.7	298.05
GLAND	Healthcare	O=H	1980 (-51.1)	2043	2057.6	1968.4
SBCL	Capital Goods	O=H	584 (-14.5)	599.9	599.9	568.05
SAGCEM	Instruction Materi		282.4 (-6.75)	290	296.5	281.05
CARYSIL	Consumer Durable		840 (-20.05)	860	871	829.05
MAHLOG	Services		434.3 (-10.35)	443.95	447.8	433.4
SHYAMMETL	Metals & Mining		653.4 (-15.3)	670	682	651.55


#	Symbol	Sector	O=L	LTP	OPEN	HIGH	LOW
1	WOCKPHARMA	Healthcare	O=L	1296.6 (177.1)	335.9	399	335.9
2	SHANTIGEAR	Capital Goods		215.05 (25.15)	515.35	566.95	512
3	PURVA	Realty		1399 (152.95)	189.85	201	185.95
4	NRRBEARING	Automobile		307.5 (25.75)	291.3	308.75	290
5	DOMSHIRAM	Diversified		1141 (102.65)	1040	1175	1026.6
6	INOXWIND	Capital Goods		1099.95 (95.9)	363.35	399	363
7	KOLTEPATIL	Consumer Durable	O=L	567 (47.85)	521.75	578.2	521.75
8	TITAGARH	Capital Goods		471.9 (34.9)	1012.6	473.7	1000.9
9	SDREJPROP	F&O		2212.55 (160.2)	2063.95	2236.8	2055
10	TORNTPOWER	Power		1017 (72.7)	1005	1071.95	983
11	RELINFRA	Power		231.5 (16.35)	218	234.6	217.2
12	RUSTOMJEE	Realty		675.1 (42.1)	628.6	696.3	624.55
13	BBTC	FMCG	O=L	1590 (98.65)	1492.85	1665.15	1492.85
14	DLF (F&O)	Capital Goods		762.5 (46.85)	718	764.75	717.5
15	BRIGADE	Realty		925 (55.65)	872	984.9	870.1


Nifty ATM		Current Expiry	Exp High : 21,756.50	70.85	Not Break	Resistanc	21650	BN ATM	Thursday		Exp High : 48,138.90	-142.30	Breakout	Resistanc	49000		
21650		2024-01-04	Exp Low : 21,455.10	109.45	Not Break	Support	21650	48200			Exp Low : 47,471.90	266.25	Not Break	Support	48000		
Time	NET Oi	+▲-▼	Net Oi Signal	Price Action Signal	VWAP Diff	Strike	Nifty PCR	Nifty LTP	Time	NET Oi	+▲-▼	Net Oi Signal	Price Action Signal	VWAP Diff	Strike	BN PCR	BN LTP
09:15:49	-293887	0	Bearish	Wait	13.83		0.23	21,572.30	09:15:49	-11831	0	Bearish	Wait	-19.57		0.94	47,796.35
09:16:47	-293887	0	Bearish	Wait	7.34		0.23	21,593.10	09:16:47	-38689	-26858	Bearish	Wait	-5.09		0.72	47,821.90
09:17:46	-293887	0	Bearish	Wait	7.34		0.23	21,594.20	09:17:46	-38689	0	Bearish	Wait	-5.09		0.72	47,833.70
09:18:47	-293887	0	Bearish	Wait	16.97	Buy 21400 CE	0.23	21,596.10	09:18:47	21819	60508	Bullish	Wait	6.50		1.16	47,835.35
09:19:48	-197029	96858	Bearish	Wait	14.96		0.65	21,602.10	09:19:48	-61115	-82934	Bearish	Wait	14.16		0.74	47,831.00
09:20:47	-252255	-55226	Bearish	Wait	15.28		0.59	21,602.10	09:20:47	-84492	-23377	Bearish	Wait	19.66	Buy 47500 CE	0.67	47,831.00
09:21:47	8524	260779	Bullish	Wait	21.78		1.01	21,608.50	09:21:47	-71457	13035	Bearish	Wait	0.57		0.77	47,851.10
09:22:47	-79440	-87964	Bearish	Wait	18.38		0.89	21,614.45	09:22:47	-71457	0	Bearish	Wait	-13.70		0.77	47,835.50
09:23:47	-79440	0	Bearish	Wait	19.25		0.89	21,613.40	09:23:47	-71457	0	Bearish	Wait	-11.57		0.77	47,824.05
09:24:49	7560	87000	Bullish	Wait	19.51		1.01	21,611.75	09:24:49	-100835	-29378	Bearish	Wait	-10.81		0.73	47,809.15
09:25:48	7560	0	Bullish	Wait	19.92		1.01	21,607.70	09:25:48	-100835	0	Bearish	Wait	-14.86		0.73	47,806.10
09:26:47	7560	0	Bullish	Wait	16.75		1.01	21,607.70	09:26:47	-100835	0	Bearish	Wait	-27.66	Buy 48100 PE	0.73	47,806.10
09:27:48	31032	23472	Bullish	Wait	16.34		1.03	21,613.95	09:27:48	-128311	-27476	Bearish	Wait	-16.54		0.71	47,817.25
09:28:48	31032	0	Bullish	Bullish	23.93		1.03	21,618.10	09:28:48	-128314	-3	Bearish	Bullish	-0.87		0.71	47,825.60
09:29:48	31032	0	Bullish	Bullish	22.65		1.03	21,621.70	09:29:48	-128314	0	Bearish	Bullish	15.23		0.71	47,848.35
09:30:49	124765	93733	Bullish	Bullish	26.19		1.13	21,621.30	09:30:49	-121471	6843	Bearish	Bullish	15.03		0.74	47,867.60
09:31:48	124765	0	Bullish	Bullish	23.57		1.13	21,619.00	09:31:48	-121471	0	Bearish	Bullish	52.14	Buy 47600 CE	0.74	47,873.85
09:32:47	124765	0	Bullish	Bullish	23.57		1.13	21,619.00	09:32:47	-121471	0	Bearish	Bullish	52.14		0.74	47,873.85
09:33:49	141059	16294	Bullish	Bullish	18.82		1.13	21,611.35	09:33:49	-88756	32715	Bearish	Bullish	34.93		0.81	47,867.65
09:34:50	141059	0	Bullish	Bullish	12.63		1.13	21,611.35	09:34:50	-88756	0	Bearish	Bullish	16.90		0.81	47,867.65
09:35:48	141059	0	Bullish	Bearish	11.65		1.13	21,601.85	09:35:48	-88756	0	Bearish	Bullish	2.15		0.81	47,847.50
09:36:49	131937	-9122	Bullish	Bearish	12.23		1.11	21,599.55	09:36:49	-83021	5735	Bearish	Bullish	-2.80		0.83	47,824.35
09:37:48	131937	0	Bullish	Bearish	12.24		1.11	21,603.20	09:37:48	-83021	0	Bearish	Bullish	-1.50		0.83	47,839.00
09:38:48	204948	73011	Bullish	Bullish	27.25		1.18	21,620.60	09:38:48	-83021	0	Bearish	Bullish	63.57		0.83	47,886.30
09:39:49	204948	0	Bullish	Bullish	24.71		1.18	21,612.75	09:39:49	-55596	27425	Bearish	Bullish	44.34		0.88	47,874.70
09:40:48	204948	0	Bullish	Bearish	21.12		1.18	21,606.50	09:40:48	-55596	0	Bearish	Bullish	43.07		0.88	47,885.05
09:41:48	204948	0	Bullish	Bearish	17.62		1.18	21,606.50	09:41:48	-55596	0	Bearish	Bullish	40.06		0.88	47,885.05
09:42:48	205714	766	Bullish	Bearish	16.38		1.17	21,609.15	09:42:48	-49451	6145	Bearish	Bullish	40.06		0.9	47,871.95
09:43:48	205714	0	Bullish	Bearish	14.80		1.17	21,608.00	09:43:48	-49451	0	Bearish	Bullish	24.99		0.9	47,881.70
09:44:47	205714	0	Bullish	Bearish	16.02		1.17	21,608.00	09:44:47	-49451	0	Bearish	Bullish	45.78		0.9	47,881.70
09:45:47	205924	210	Bullish	Bearish	20.44		1.16	21,608.25	09:45:47	-48925	526	Bearish	Bullish	52.16		0.9	47,890.10
09:46:47	205924	0	Bullish	Bullish	22.80		1.16	21,614.50	09:46:47	-48925	0	Bearish	Bullish	38.58		0.9	47,898.20
09:47:47	205924	0	Bullish	Bearish	14.80		1.16	21,608.00	09:47:47	-48925	0	Bearish	Bullish	24.99		0.9	47,893.00
09:48:47	205924	0	Bullish	Bullish	14.80		1.16	21,608.00	09:48:47	-48925	0	Bearish	Bullish	24.99		0.9	47,893.00
09:49:47	216220	10296	Bullish	Bullish	10.46		1.16	21,602.50	09:49:47	-37423	11502	Bearish	Bullish	26.26		0.93	47,875.80
09:50:47	216220	0	Bullish	Bearish	16.02		1.16	21,602.50	09:50:47	-37423	0	Bearish	Bullish	28.85		0.93	47,875.80


Nifty ATM		Current Expiry	Exp High : 21,756.50	70.85	Not Break	Resistanc	21650	BN ATM	Thursday		Exp High : 48,138.90	-142.30	Breakout	Resistanc	49000		
21650		2024-01-04	Exp Low : 21,455.10	109.45	Not Break	Support	21650	48200			Exp Low : 47,471.90	266.25	Not Break	Support	48000		
Time	NET Oi	+▲-▼	Net Oi Signal	Price Action Signal	VWAP Diff	Strike	Nifty PCR	Nifty LTP	Time	NET Oi	+▲-▼	Net Oi Signal	Price Action Signal	VWAP Diff	Strike	BN PCR	BN LTP
09:51:47	149011	-67209	Bullish	Bearish	16.02		1.11	21,603.65	09:51:47	-33517	3906	Bearish	Bearish	45.78		0.93	47,879.60
09:52:48	149011	0	Bullish	Bearish	20.05		1.11	21,612.25	09:52:48	-33517	0	Bearish	Bullish	35.94		0.93	47,881.50
09:53:47	149011	0	Bullish	Bullish	7.01		1.11	21,607.90	09:53:47	-33517	0	Bearish	Bearish	1.61		0.93	47,861.20
09:54:49	79670	-69341	Bullish	Bearish	18.26		1.05	21,604.55	09:54:49	-28591	4926	Bearish	Bearish	37.45		0.94	47,867.10
09:56:23	79670	0	Bullish	Bearish	17.93		1.05	21,603.60	09:56:23	-28602	-11	Bearish	Bearish	27.43		0.94	47,857.80
09:56:48	80771	1101	Bullish	Bearish	19.39		1.06	21,603.60	09:56:48	-28602	0	Bearish	Bearish	29.84		0.94	47,857.80
09:57:50	130304	49533	Bullish	Bearish	11.43		1.09	21,607.95	09:57:50	-18157	10445	Bearish	Bearish	28.85		0.97	47,870.90
09:58:49	130304	0	Bullish	Bearish	18.89		1.09	21,605.10	09:58:49	-18157	0	Bearish	Bullish	57.30		0.97	47,897.85
09:59:48	130304	0	Bullish	Bearish	10.94		1.09	21,605.10	09:59:48	-18157	0	Bearish	Bearish	45.63		0.97	47,897.85
10:00:48	116503	-13801	Bullish	Bearish	12.29		1.08	21,604.10	10:00:48	-1686	16471	Bearish	Bullish	54.94		1	47,924.60
10:01:47	116503	0	Bullish	Bearish	14.79		1.08	21,605.50	10:01:47	-1686	0	Bearish	Bullish	75.21		1	47,918.25
10:02:49	116503	0	Bullish	Bullish	15.57		1.08	21,604.10	10:02:49	-1686	0	Bearish	Bullish	75.21		1	47,912.70
10:03:47	146944	30441	Bullish	Bullish	12.94		1.09	21,604.00	10:03:47	33055	34741	Bullish	Bullish	59.41		1.06	47,918.75
10:04:48	146944	0	Bullish	Bullish	11.64		1.09	21,604.00	10:04:48	33055	0	Bullish	Bullish	61.69		1.06	47,918.75
10:05:50	146944	0	Bullish	Bullish	25.05		1.09	21,620.40	10:05:50	33055	0	Bullish	Bullish	102.40		1.06	47,962.85
10:06:50	313512	166568	Bullish	Bullish	24.58		1.22	21,614.90	10:06:50	76197	43142	Bullish	Bullish	74.22		1.16	47,941.30
10:07:50	313512	0	Bullish	Bullish	24.52		1.22	21,616.55	10:07:50	76197	0	Bullish	Bullish	82.47		1.16	47,942.50
10:08:48	313512	0	Bullish	Bullish	24.39		1.22	21,616.70	10:08:48	76197	0	Bullish	Bullish	73.08		1.16	47,944.90
10:09:50	342606	29094	Bullish	Bullish	27.24		1.23	21,619.15	10:09:50	89254	13057	Bullish	Bullish	76.74		1.18	47,952.55
10:10:47	342606	0	Bullish	Bullish	27.24		1.23	21,619.15	10:10:47	89254	0	Bullish	Bullish	76.74		1.18	47,952.55
10:11:48	342606	0	Bullish	Bullish	23.60		1.23	21,620.70	10:11:48	89283	29	Bullish	Bullish	91.02		1.18	47,964.65
10:12:48	394385	51779	Bullish	Bullish	28.12		1.27	21,623.05	10:12:48	106006	16723	Bullish	Bullish	94.33		1.21	47,972.00
10:13:48	394385	0	Bullish	Bullish	25.30		1.27	21,618.10	10:13:48	106006	0	Bullish	Bullish	78.80		1.21	47,956.30
10:14:47	394385	0	Bullish	Bullish	27.80		1.27	21,631.10	10:14:47	106006	0	Bullish	Bullish	88.82		1.21	47,974.40
10:15:48	633816	239431	Bullish	Bullish	36.74		1.5	21,637.95	10:15:48	139482	33476	Bullish	Bullish	93.33		1.29	47,980.60
10:16:47	633816	0	Bullish	Bullish	43.95		1.5	21,637.95	10:16:47	139482	0	Bullish	Bullish	95.37		1.29	47,980.60
10:17:48	633816	0	Bullish	Bullish	40.94		1.5	21,636.10	10:17:48	139482	0	Bullish	Bullish	99.05		1.29	47,984.05
10:18:47	745931	112115	Bullish	Bullish	42.45		1.62	21,636.10	10:18:47	139017	-465	Bullish	Bullish	92.95		1.28	47,984.05
10:19:49	745931	0	Bullish	Bullish	48.12		1.62	21,641.90	10:19:49	139086	69	Bullish	Bullish	88.51		1.28	47,982.25
10:20:54	819967	74036	Bullish	Bullish	41.71		1.69	21,639.90	10:20:54	139086	0	Bullish	Bullish	84.29		1.28	47,987.40
10:21:50	848555	28588	Bullish	Bullish	44.15		1.73	21,644.70	10:21:50	139666	580	Bullish	Bullish	108.07		1.28	48,014.25
10:22:48	848555	0	Bullish	Bullish	39.86		1.73	21,644.70	10:22:48	139666	0	Bullish	Bullish	92.02		1.28	48,014.25
10:23:48	848555	0	Bullish	Bullish	41.64		1.73	21,641.00	10:23:48	139666	0	Bullish	Bullish	93.60		1.28	47,993.95
10:24:48	956369	107814	Bullish	Bullish	37.76		1.86	21,637.10	10:24:48	190811	51145	Bullish	Bullish	93.60		1.41	47,976.35
10:25:49	956369	0	Bullish	Bullish	37.76		1.86	21,632.75	10:25:49	190811	0	Bullish	Bullish	86.87		1.41	47,978.65
10:26:47	936757	-19612	Bullish	Bullish	31.22		1.82	21,633.40	10:26:47	190811	0	Bullish	Bullish	58.63		1.41	47,974.15


Nifty ATM		Current Expiry	Exp High : 21,756.50	70.85	Not Break	Resistanc	21650	BN ATM	Thursday		Exp High : 48,138.90	-142.30	Breakout	Resistanc	49000		
21650		2024-01-04	Exp Low : 21,455.10	109.45	Not Break	Support	21650	48200			Exp Low : 47,471.90	266.25	Not Break	Support	48000		
Time	NET Oi	+▲-▼	Net Oi Signal	Price Action Signal	VWAP Diff	Strike	Nifty PCR	Nifty LTP	Time	NET Oi	+▲-▼	Net Oi Signal	Price Action Signal	VWAP Diff	Strike	BN PCR	BN LTP
10:27:47	999930	63173	Bullish	Bearish	30.12		1.88	21,628.65	10:27:47	192902	2091	Bullish	Bearish	58.59		1.41	47,956.75
10:28:47	999930	0	Bullish	Bearish	30.12		1.88	21,628.65	10:28:47	192902	0	Bullish	Bearish	58.59		1.41	47,956.75
10:29:47	999930	0	Bullish	Bearish	31.07		1.88	21,632.30	10:29:47	192899	-3	Bullish	Bearish	59.65		1.41	47,954.15
10:30:46	999930	0	Bullish	Bearish	31.07		1.88	21,635.00	10:30:46	192899	0	Bullish	Bearish	59.65		1.41	47,961.25
10:31:47	1035793	35863	Bullish	Bullish	39.33		1.9	21,636.50	10:31:47	201489	8590	Bullish	Bearish	87.28		1.42	47,971.60
10:32:48	1035793	0	Bullish	Bearish	37.06		1.9	21,636.65	10:32:48	201489	0	Bullish	Bearish	69.34		1.42	47,974.30
10:33:52	1035793	0	Bullish	Bearish	35.30		1.9	21,634.55	10:33:52	201489	0	Bullish	Bearish	62.79		1.42	47,960.15
10:34:47	1035793	0	Bullish	Bearish	34.25		1.9	21,637.50	10:34:47	201489	0	Bullish	Bearish	57.02		1.42	47,959.35
10:35:47	1035793	0	Bullish	Bearish	34.25		1.9	21,637.50	10:35:47	201489	0	Bullish	Bearish	57.02		1.42	47,959.35
10:36:46	1035793	0	Bullish	Bearish	35.49		1.9	21,640.85	10:36:46	201489	0	Bullish	Bearish	55.18		1.42	47,968.95
10:37:48	1035793	0	Bullish	Bearish	39.28		1.9	21,635.45	10:37:48	201489	0	Bullish	Bearish	72.59		1.42	47,973.00
10:38:46	1035793	0	Bullish	Bullish	39.28		1.9	21,635.45	10:38:46	201489	0	Bullish	Bearish	72.59		1.42	47,973.00
10:39:47	1035793	0	Bullish	Bullish	41.12		1.9	21,636.45	10:39:47	201489	0	Bullish	Bearish	79.82		1.42	47,968.15
10:40:47	1035793	0	Bullish	Bullish	36.78		1.9	21,639.15	10:40:47	201489	0	Bullish	Bullish	76.57		1.42	47,961.90
10:41:57	1035793	0	Bullish	Bullish	39.94		1.9	21,640.00	10:41:57	201489	0	Bullish	Bullish	85.24		1.42	47,975.35
10:42:48	1035793	0	Bullish	Bullish	41.09		1.9	21,641.75	10:42:48	201489	0	Bullish	Bullish	86.91		1.42	47,994.75
10:43:55	1035793	0	Bullish	Bullish	35.61		1.9	21,637.95	10:43:55	201489	0	Bullish	Bullish	68.37		1.42	47,982.50
10:45:05	1035793	0	Bullish	Bullish	37.93		1.9	21,640.40	10:45:05	201489	0	Bullish	Bullish	79.57		1.42	47,990.60
10:45:48	1035793	0	Bullish	Bearish	35.57		1.9	21,635.85	10:45:48	201489	0	Bullish	Bullish	77.32		1.42	47,988.60
10:46:48	1035793	0	Bullish	Bullish	35.57		1.9	21,637.50	10:46:48	201489	0	Bullish	Bullish	77.32		1.42	47,983.50
10:47:47	1219120	183327	Bullish	Bearish	34.32		2.06	21,636.50	10:47:47	201489	0	Bullish	Bullish	69.31		1.42	47,971.75
10:48:48	1219120	0	Bullish	Bearish	34.32		2.06	21,636.50	10:48:48	201489	0	Bullish	Bullish	69.31		1.42	47,971.75
10:49:47	1085469	-133651	Bullish	Bearish	31.23		1.83	21,637.15	10:49:47	200716	-773	Bullish	Bullish	51.36		1.4	47,974.25
10:50:47	1085469	0	Bullish	Bearish	27.80		1.83	21,633.90	10:50:47	200715	-1	Bullish	Bearish	36.80		1.4	47,970.15
10:51:47	1110842	25373	Bullish	Bearish	26.80		1.84	21,632.45	10:51:47	180151	-20564	Bullish	Bearish	46.40		1.36	47,957.05
10:52:47	1110842	0	Bullish	Bearish	26.80		1.84	21,630.95	10:52:47	180151	0	Bullish	Bearish	46.40		1.36	47,960.00
10:53:48	1110842	0	Bullish	Bearish	26.19		1.84	21,629.85	10:53:48	180151	0	Bullish	Bearish	35.30		1.36	47,945.70
10:54:47	1083427	-27415	Bullish	Bearish	26.61		1.8	21,630.15	10:54:47	179496	-655	Bullish	Bearish	40.95		1.35	47,955.90
10:55:48	1083427	0	Bullish	Bearish	27.14		1.8	21,632.70	10:55:48	179496	0	Bullish	Bearish	50.91		1.35	47,969.30
10:56:47	1083427	0	Bullish	Bearish	30.44		1.8	21,632.70	10:56:47	179496	0	Bullish	Bearish	56.66		1.35	47,969.30
10:57:49	1092932	9505	Bullish	Bearish	33.12		1.8	21,634.30	10:57:49	181505	2009	Bullish	Bearish	55.63		1.36	47,964.35
10:58:51	1092932	0	Bullish	Bearish	31.34		1.8	21,634.40	10:58:51	181543	38	Bullish	Bearish	67.07		1.36	47,970.35
10:59:47	1092932	0	Bullish	Bearish	31.50		1.8	21,634.40	10:59:47	181543	0	Bullish	Bearish	55.26		1.36	47,970.35
11:00:49	1092932	0	Bullish	Bearish	31.50		1.8	21,634.70	11:00:49	181543	0	Bullish	Bearish	55.26		1.36	47,966.35
11:01:51	1081043	-11889	Bullish	Bullish	34.07		1.78	21,641.20	11:01:51	183216	1673	Bullish	Bullish	52.97		1.36	47,991.85
11:04:49	1075354	-5689	Bullish	Bullish	35.74		1.78	21,641.85	11:04:49	200114	16898	Bullish	Bullish	115.93		1.39	48,048.95


Nifty ATM		Current Expiry	Exp High : 21,756.50	70.85	Not Break	Resistanc	21650	BN ATM	Thursday		Exp High : 48,138.90	-142.30	Breakout	Resistanc	49000		
21650		2024-01-04	Exp Low : 21,455.10	109.45	Not Break	Support	21650	48200			Exp Low : 47,471.90	266.25	Not Break	Support	48000		
Time	NET Oi	+▲-▼	Net Oi Signal	Price Action Signal	VWAP Diff	Strike	Nifty PCR	Nifty LTP	Time	NET Oi	+▲-▼	Net Oi Signal	Price Action Signal	VWAP Diff	Strike	BN PCR	BN LTP
11:05:49	1075354	0	Bullish	Bullish	35.26		1.78	21,640.30	11:05:49	200114	0	Bullish	Bullish	152.03		1.39	48,057.20
11:06:47	1071706	-3648	Bullish	Bullish	36.80		1.77	21,640.30	11:06:47	304822	104708	Bullish	Bullish	169.93		1.69	48,057.20
11:07:47	1071706	0	Bullish	Bullish	41.41		1.77	21,647.85	11:07:47	304822	0	Bullish	Bullish	165.58		1.69	48,072.40
11:08:48	1071706	0	Bullish	Bullish	39.13		1.77	21,647.85	11:08:48	304822	0	Bullish	Bullish	177.30		1.69	48,072.40
11:09:47	1059568	-12138	Bullish	Bullish	41.66		1.77	21,650.55	11:09:47	345254	40432	Bullish	Bullish	168.09		1.79	48,091.20
11:10:48	1059568	0	Bullish	Bullish	39.50		1.77	21,647.65	11:10:48	345254	0	Bullish	Bullish	183.34		1.79	48,086.05
11:11:47	1059568	0	Bullish	Bullish	41.40		1.77	21,647.65	11:11:47	345254	0	Bullish	Bullish	182.67		1.79	48,086.05
11:12:47	1047013	-12555	Bullish	Bullish	41.07		1.74	21,649.00	11:12:47	386042	40788	Bullish	Bullish	165.58		1.86	48,083.65
11:13:47	1047013	0	Bullish	Bullish	40.22		1.74	21,649.00	11:13:47	386042	0	Bullish	Bullish	161.05		1.86	48,083.65
11:14:47	1047013	0	Bullish	Bullish	42.15		1.74	21,649.80	11:14:47	386042	0	Bullish	Bullish	172.94		1.86	48,087.10
11:15:49	1052028	5015	Bullish	Bullish	45.42		1.73	21,650.95	11:15:49	409655	23613	Bullish	Bullish	187.47		1.91	48,090.00
11:16:47	1052028	0	Bullish	Bullish	47.61		1.73	21,650.95	11:16:47	409655	0	Bullish	Bullish	206.37		1.91	48,090.00
11:17:47	1052028	0	Bullish	Bullish	45.21		1.73	21,652.45	11:17:47	409655	0	Bullish	Bullish	228.61		1.91	48,155.75
11:18:47	1025736	-26292	Bullish	Bullish	46.73		1.7	21,655.35	11:18:47	477841	68186	Bullish	Bullish	222.99		2.13	48,168.95
11:19:47	1025736	0	Bullish	Bullish	42.41		1.7	21,655.35	11:19:47	477939	98	Bullish	Bullish	259.21		2.13	48,168.95
11:20:47	1025736	0	Bullish	Bearish	42.41		1.7	21,644.80	11:20:47	477939	0	Bullish	Bullish	259.21		2.13	48,144.60
11:21:47	1016679	-9057	Bullish	Bearish	39.72		1.69	21,644.80	11:21:47	514810	36871	Bullish	Bullish	220.27		2.18	48,144.60
11:22:47	1016679	0	Bullish	Bearish	36.58		1.69	21,646.05	11:22:47	514810	0	Bullish	Bullish	203.26		2.18	48,149.45
11:23:47	1016679	0	Bullish	Bearish	38.12		1.69	21,646.20	11:23:47	514810	0	Bullish	Bullish	209.61		2.18	48,142.55
11:24:47	1031907	15228	Bullish	Bullish	38.31		1.7	21,648.15	11:24:47	516485	1675	Bullish	Bullish	182.54		2.18	48,135.95
11:25:48	1031907	0	Bullish	Bearish	35.42		1.7	21,646.00	11:25:48	516449	-36	Bullish	Bullish	183.06		2.18	48,133.95
11:26:46	1031907	0	Bullish	Bearish	35.42		1.7	21,646.00	11:26:46	516449	0	Bullish	Bullish	183.06		2.18	48,133.95
11:27:47	1018573	-13334	Bullish	Bearish	33.95		1.68	21,645.60	11:27:47	513239	-3210	Bullish	Bullish	168.20		2.15	48,132.60
11:28:47	1018573	0	Bullish	Bearish	29.55		1.68	21,646.70	11:28:47	513240	1	Bullish	Bullish	164.95		2.15	48,118.15
11:29:47	1018573	0	Bullish	Bearish	33.14		1.68	21,648.65	11:29:47	513240	0	Bullish	Bullish	168.40		2.15	48,123.25
11:30:48	1003118	-15455	Bullish	Bearish	35.06		1.67	21,648.65	11:30:48	505123	-8117	Bullish	Bearish	146.45		2.11	48,123.25
11:31:48	1003118	0	Bullish	Bearish	36.06		1.67	21,646.25	11:31:48	505123	0	Bullish	Bearish	141.99		2.11	48,105.55
11:32:48	1003118	0	Bullish	Bearish	37.00		1.67	21,647.60	11:32:48	505123	0	Bullish	Bearish	149.56		2.11	48,116.95
11:33:47	997451	-5667	Bullish	Bullish	33.02		1.65	21,647.60	11:33:47	495499	-9624	Bullish	Bearish	145.20		2.07	48,116.95
11:34:49	997451	0	Bullish	Bearish	33.87		1.65	21,643.10	11:34:49	481351	-14148	Bullish	Bearish	140.66		2.04	48,084.95
11:35:47	997451	0	Bullish	Bearish	28.80		1.65	21,643.10	11:35:47	481351	0	Bullish	Bearish	127.63		2.04	48,084.95
11:36:48	1011397	13946	Bullish	Bearish	29.21		1.66	21,638.75	11:36:48	475029	-6322	Bullish	Bearish	138.89		2.02	48,088.20
11:37:47	1011397	0	Bullish	Bearish	35.60		1.66	21,639.65	11:37:47	475029	0	Bullish	Bearish	144.95		2.02	48,091.30
11:38:48	1011397	0	Bullish	Bearish	33.72		1.66	21,645.05	11:38:48	475029	0	Bullish	Bearish	160.92		2.02	48,108.95
11:39:47	1081314	69917	Bullish	Bearish	33.61		1.72	21,645.05	11:39:47	471892	-3137	Bullish	Bearish	133.60		2.02	48,108.95
11:40:47	1081314	0	Bullish	Bearish	33.66		1.72	21,641.05	11:40:47	471939	47	Bullish	Bearish	126.92		2.02	48,097.30


Nifty ATM		Current Expiry	Exp High : 21,756.50	70.85	Not Break	Resistanc	21650	BN ATM	Thursday		Exp High : 48,138.90	-142.30	Breakout	Resistanc	49000		
21650		2024-01-04	Exp Low : 21,455.10	109.45	Not Break	Support	21650	48200			Exp Low : 47,471.90	266.25	Not Break	Support	48000		
Time	NET Oi	+▲-▼	Net Oi Signal	Price Action Signal	VWAP Diff	Strike	Nifty PCR	Nifty LTP	Time	NET Oi	+▲-▼	Net Oi Signal	Price Action Signal	VWAP Diff	Strike	BN PCR	BN LTP
11:41:47	1081314	0	Bullish	Bearish	36.56		1.72	21,641.60	11:41:47	471939	0	Bullish	Bearish	140.51		2.02	48,096.30
11:42:47	1118577	37263	Bullish	Bearish	39.35		1.74	21,642.90	11:42:47	471939	0	Bullish	Bearish	149.86		2.02	48,104.00
11:43:47	1118577	0	Bullish	Bearish	35.92		1.74	21,641.85	11:43:47	463346	-8593	Bullish	Bearish	147.06		1.99	48,101.20
11:44:47	1118577	0	Bullish	Bearish	37.35		1.74	21,644.20	11:44:47	463346	0	Bullish	Bullish	129.00		1.99	48,105.60
11:45:48	1138305	19728	Bullish	Bearish	36.61		1.75	21,640.50	11:45:48	439521	-23825	Bullish	Bearish	130.17		1.91	48,102.25
11:46:47	1138305	0	Bullish	Bearish	36.61		1.75	21,640.50	11:46:47	439524	3	Bullish	Bearish	133.47		1.91	48,102.25
11:47:47	1138305	0	Bullish	Bearish	38.18		1.75	21,642.05	11:47:47	439524	0	Bullish	Bullish	135.72		1.91	48,102.10
11:48:46	1138305	0	Bullish	Bearish	38.18		1.75	21,642.75	11:48:46	439524	0	Bullish	Bullish	135.72		1.91	48,106.30
11:49:47	1172787	34482	Bullish	Bullish	44.34		1.78	21,643.55	11:49:47	436244	-3280	Bullish	Bullish	153.90		1.9	48,125.60
11:50:47	1172787	0	Bullish	Bullish	42.53		1.78	21,644.05	11:50:47	436244	0	Bullish	Bullish	157.54		1.9	48,128.30
11:51:47	1195707	22920	Bullish	Bullish	44.75		1.8	21,645.80	11:51:47	443558	7314	Bullish	Bullish	159.77		1.92	48,122.05
11:52:48	1195707	0	Bullish	Bearish	44.13		1.8	21,643.50	11:52:48	443579	21	Bullish	Bearish	144.38		1.92	48,099.05
11:53:49	1195707	0	Bullish	Bullish	43.00		1.8	21,642.95	11:53:49	443579	0	Bullish	Bullish	154.40		1.92	48,103.10
11:54:48	1219674	23967	Bullish	Bullish	40.22		1.82	21,642.95	11:54:48	442584	-995	Bullish	Bullish	140.60		1.91	48,103.10
11:55:48	1219674	0	Bullish	Bearish	40.24		1.82	21,642.50	11:55:48	448754	6170	Bullish	Bullish	142.83		1.93	48,105.80
11:56:48	1219674	0	Bullish	Bullish	37.00		1.82	21,642.50	11:56:48	448759	5	Bullish	Bullish	133.41		1.93	48,105.80
11:57:46	1227895	8221	Bullish	Bearish	40.36		1.82	21,641.05	11:57:46	448473	-286	Bullish	Bearish	133.02		1.92	48,093.50
11:58:47	1244196	16301	Bullish	Bearish	40.92		1.84	21,640.40	11:58:47	448464	-9	Bullish	Bearish	142.76		1.92	48,100.10
11:59:44	1244196	0	Bullish	Bullish	41.37		1.84	21,642.60	11:59:44	448464	0	Bullish	Bullish	148.62		1.92	48,113.05
12:00:47	1244196	0	Bullish	Bullish	41.37		1.84	21,643.45	12:00:47	448464	0	Bullish	Bullish	148.62		1.92	48,113.30
12:01:47	1247868	3672	Bullish	Bearish	49.00		1.85	21,642.10	12:01:47	449148	684	Bullish	Bullish	150.15		1.92	48,126.70
12:02:47	1247868	0	Bullish	Bearish	40.39		1.85	21,643.00	12:02:47	449148	0	Bullish	Bearish	144.05		1.92	48,112.80
12:03:47	1252978	5110	Bullish	Bearish	41.57		1.86	21,642.70	12:03:47	453224	4076	Bullish	Bearish	139.26		1.93	48,116.30
12:04:47	1252978	0	Bullish	Bearish	41.42		1.86	21,642.70	12:04:47	453724	500	Bullish	Bearish	148.13		1.93	48,116.30
12:05:49	1252978	0	Bullish	Bullish	42.66		1.86	21,644.65	12:05:49	453726	2	Bullish	Bullish	156.69		1.93	48,139.90
12:06:47	1266349	13371	Bullish	Bullish	42.96		1.87	21,644.35	12:06:47	447539	-6187	Bullish	Bullish	147.51		1.91	48,114.55
12:07:46	1266349	0	Bullish	Bullish	41.72		1.87	21,644.35	12:07:46	452118	4579	Bullish	Bullish	140.57		1.92	48,114.55
12:08:47	1266349	0	Bullish	Bearish	40.17		1.87	21,640.55	12:08:47	452118	0	Bullish	Bearish	130.02		1.92	48,087.15
12:09:47	1266349	0	Bullish	Bullish	40.17		1.87	21,642.65	12:09:47	452118	0	Bullish	Bearish	130.02		1.92	48,089.15
12:10:47	1290172	23823	Bullish	Bullish	39.86		1.88	21,642.80	12:10:47	449307	-2811	Bullish	Bullish	136.31		1.9	48,097.95
12:11:47	1290172	0	Bullish	Bullish	39.73		1.88	21,642.80	12:11:47	449310	3	Bullish	Bearish	136.51		1.9	48,097.95
12:12:47	1301469	11297	Bullish	Bearish	38.61		1.89	21,642.60	12:12:47	454155	4845	Bullish	Bearish	143.33		1.91	48,100.30
12:13:47	1301469	0	Bullish	Bearish	38.62		1.89	21,641.20	12:13:47	453551	-604	Bullish	Bearish	147.77		1.91	48,108.15
12:14:48	1301469	0	Bullish	Bearish	40.89		1.89	21,641.95	12:14:48	453551	0	Bullish	Bearish	142.26		1.91	48,108.85
12:15:46	1301469	0	Bullish	Bearish	40.89		1.89	21,641.95	12:15:46	453551	0	Bullish	Bearish	142.26		1.91	48,108.85
12:16:48	1312081	10612	Bullish	Bullish	40.41		1.89	21,642.75	12:16:48	470061	16510	Bullish	Bearish	165.95		1.96	48,114.80

Nifty ATM		Current Expiry	Exp High : 21,756.50	70.85	Not Break	Resistanc	21650	BN ATM	Thursday		Exp High : 48,138.90	-142.30	Breakout	Resistanc	49000		
21650		2024-01-04	Exp Low : 21,455.10	109.45	Not Break	Support	21650	48200			Exp Low : 47,471.90	266.25	Not Break	Support	48000		
Time	NET Oi	+▲-▼	Net Oi Signal	Price Action Signal	VWAP Diff	Strike	Nifty PCR	Nifty LTP	Time	NET Oi	+▲-▼	Net Oi Signal	Price Action Signal	VWAP Diff	Strike	BN PCR	BN LTP
12:17:47	1312081	0	Bullish	Bullish	39.24		1.89	21,643.25	12:17:47	470061	0	Bullish	Bearish	157.22		1.96	48,111.85
12:18:47	1298412	-13669	Bullish	Bearish	41.96		1.88	21,643.25	12:18:47	488605	18544	Bullish	Bearish	164.81		2.01	48,111.85
12:19:47	1297770	-642	Bullish	Bearish	40.58		1.88	21,643.00	12:19:47	488632	27	Bullish	Bullish	182.72		2.01	48,121.10
12:20:47	1297770	0	Bullish	Bearish	40.58		1.88	21,644.05	12:20:47	488632	0	Bullish	Bullish	182.72		2.01	48,125.85
12:21:47	1297770	0	Bullish	Bullish	39.03		1.88	21,647.40	12:21:47	488632	0	Bullish	Bullish	168.87		2.01	48,117.85
12:22:47	1304857	7087	Bullish	Bullish	44.26		1.88	21,647.40	12:22:47	501899	13267	Bullish	Bullish	178.99		2.04	48,117.85
12:23:47	1304857	0	Bullish	Bullish	43.95		1.88	21,655.20	12:23:47	501892	-7	Bullish	Bullish	165.10		2.04	48,144.00
12:24:47	1387051	82194	Bullish	Bullish	51.81		1.99	21,655.20	12:24:47	510605	8713	Bullish	Bullish	172.03		2.07	48,144.00
12:25:47	1387051	0	Bullish	Bullish	55.32		1.99	21,662.15	12:25:47	509773	-832	Bullish	Bullish	200.07		2.07	48,146.90
12:26:47	1387051	0	Bullish	Bullish	56.41		1.99	21,659.35	12:26:47	509773	0	Bullish	Bullish	192.17		2.07	48,142.10
12:27:47	1430007	42956	Bullish	Bullish	58.26		2.05	21,659.35	12:27:47	518532	8759	Bullish	Bullish	191.82		2.08	48,142.10
12:28:47	1440988	10981	Bullish	Bullish	54.01		2.06	21,663.45	12:28:47	518662	130	Bullish	Bullish	174.70		2.08	48,149.40
12:29:47	1440988	0	Bullish	Bullish	55.68		2.06	21,661.80	12:29:47	518662	0	Bullish	Bullish	178.56		2.08	48,146.05
12:30:48	1467260	26272	Bullish	Bullish	54.57		2.08	21,665.25	12:30:48	519773	1111	Bullish	Bullish	181.25		2.08	48,144.05
12:31:46	1471837	4577	Bullish	Bullish	55.22		2.09	21,665.25	12:31:46	508034	-11739	Bullish	Bullish	157.70		2.03	48,144.05
12:32:48	1471837	0	Bullish	Bullish	55.25		2.09	21,665.20	12:32:48	508034	0	Bullish	Bullish	155.38		2.03	48,132.05
12:33:47	1480158	8321	Bullish	Bullish	52.22		2.09	21,662.20	12:33:47	508034	0	Bullish	Bearish	141.00		2.03	48,120.15
12:34:47	1480158	0	Bullish	Bullish	49.65		2.09	21,662.20	12:34:47	502261	-5773	Bullish	Bullish	138.05		2.03	48,120.15
12:35:47	1480158	0	Bullish	Bullish	49.65		2.09	21,663.75	12:35:47	502261	0	Bullish	Bullish	138.05		2.03	48,120.00
12:36:47	1478542	-1616	Bullish	Bullish	46.77		2.07	21,660.00	12:36:47	489651	-12610	Bullish	Bearish	133.96		1.98	48,122.40
12:37:48	1478542	0	Bullish	Bullish	45.76		2.07	21,662.40	12:37:48	489648	-3	Bullish	Bearish	138.60		1.98	48,114.30
12:38:48	1478542	0	Bullish	Bearish	47.35		2.07	21,661.80	12:38:48	489648	0	Bullish	Bearish	138.11		1.98	48,112.95
12:39:47	1502608	24066	Bullish	Bullish	48.70		2.09	21,661.80	12:39:47	491005	1357	Bullish	Bearish	146.41		1.98	48,112.95
12:40:46	1502608	0	Bullish	Bullish	48.70		2.09	21,668.05	12:40:46	491005	0	Bullish	Bearish	146.41		1.98	48,118.05
12:41:47	1483045	-19563	Bullish	Bullish	50.61		2.06	21,666.80	12:41:47	491020	15	Bullish	Bearish	158.50		1.98	48,131.35
12:42:49	1458299	-24746	Bullish	Bullish	49.94		2.02	21,665.65	12:42:49	491486	466	Bullish	Bearish	156.92		1.98	48,127.70
12:43:47	1458299	0	Bullish	Bullish	50.11		2.02	21,665.35	12:43:47	484706	-6780	Bullish	Bearish	153.05		1.95	48,136.60
12:44:47	1458299	0	Bullish	Bullish	50.11		2.02	21,665.35	12:44:47	484706	0	Bullish	Bearish	153.05		1.95	48,136.60
12:45:47	1433602	-24697	Bullish	Bullish	49.99		1.99	21,666.80	12:45:47	484612	-94	Bullish	Bullish	167.02		1.95	48,149.80
12:46:47	1443587	9985	Bullish	Bullish	52.92		1.99	21,665.80	12:46:47	485653	1041	Bullish	Bullish	163.11		1.95	48,159.55
12:47:48	1443587	0	Bullish	Bullish	53.82		1.99	21,667.70	12:47:48	485653	0	Bullish	Bullish	180.51		1.95	48,154.90
12:48:50	1451512	7925	Bullish	Bullish	50.67		2	21,667.70	12:48:50	489713	4060	Bullish	Bullish	171.37		1.96	48,154.90
12:49:47	1452509	997	Bullish	Bullish	51.03		2	21,663.85	12:49:47	489865	152	Bullish	Bullish	174.23		1.96	48,150.10
12:50:47	1452509	0	Bullish	Bullish	49.49		2	21,663.85	12:50:47	489865	0	Bullish	Bullish	165.20		1.96	48,150.10
12:51:47	1452509	0	Bullish	Bullish	49.49		2	21,661.90	12:51:47	489865	0	Bullish	Bullish	165.20		1.96	48,147.05
12:52:48	1414818	-37691	Bullish	Bearish	49.40		1.96	21,661.50	12:52:48	495046	5181	Bullish	Bullish	161.84		1.97	48,138.55

Nifty ATM		Current Expiry	Exp High : 21,756.50	70.85	Not Break	Resistanc	21650	BN ATM	Thursday		Exp High : 48,138.90	-142.30	Breakout	Resistanc	49000		
21650		2024-01-04	Exp Low : 21,455.10	109.45	Not Break	Support	21650	48200			Exp Low : 47,471.90	266.25	Not Break	Support	48000		
Time	NET Oi	+▲-▼	Net Oi Signal	Price Action Signal	VWAP Diff	Strike	Nifty PCR	Nifty LTP	Time	NET Oi	+▲-▼	Net Oi Signal	Price Action Signal	VWAP Diff	Strike	BN PCR	BN LTP
12:53:47	1414818	0	Bullish	Bearish	45.44		1.96	21,661.50	12:53:47	495046	0	Bullish	Bullish	148.36		1.97	48,138.55
12:54:47	1408666	-6152	Bullish	Bearish	46.26		1.94	21,660.15	12:54:47	496888	1842	Bullish	Bearish	162.48		1.98	48,128.85
12:55:47	1408666	0	Bullish	Bearish	46.26		1.94	21,664.55	12:55:47	496888	0	Bullish	Bullish	162.48		1.98	48,167.20
12:56:47	1408666	0	Bullish	Bullish	52.12		1.94	21,666.40	12:56:47	500397	3509	Bullish	Bullish	188.43		1.99	48,166.00
12:57:48	1408699	33	Bullish	Bearish	52.47		1.94	21,665.05	12:57:48	500516	119	Bullish	Bullish	175.89		2.01	48,163.50
12:58:47	1377185	-31514	Bullish	Bullish	52.17		1.91	21,667.70	12:58:47	500530	14	Bullish	Bullish	165.63		2.01	48,162.80
12:59:46	1377185	0	Bullish	Bullish	50.42		1.91	21,666.30	12:59:46	500530	0	Bullish	Bullish	162.23		2.01	48,162.65
13:00:47	1377185	0	Bullish	Bearish	43.43		1.91	21,659.60	13:00:47	505763	5233	Bullish	Bearish	145.64		2.02	48,145.75
13:01:47	1377185	0	Bullish	Bearish	43.43		1.91	21,659.60	13:01:47	505763	0	Bullish	Bearish	145.64		2.02	48,145.75
13:02:46	1347026	-30159	Bullish	Bearish	43.43		1.88	21,660.70	13:02:46	502856	-2907	Bullish	Bullish	156.01		2.01	48,159.30
13:03:48	1333504	-13522	Bullish	Bullish	48.51		1.85	21,664.00	13:03:48	493548	-9308	Bullish	Bullish	173.80		1.97	48,179.90
13:04:47	1333504	0	Bullish	Bullish	49.58		1.85	21,664.00	13:04:47	503079	9531	Bullish	Bullish	190.59		1.99	48,179.90
13:05:47	1333504	0	Bullish	Bullish	48.10		1.85	21,665.55	13:05:47	503079	0	Bullish	Bullish	185.91		1.99	48,191.55
13:06:45	1333504	0	Bullish	Bullish	50.71		1.85	21,664.20	13:06:45	498301	-4778	Bullish	Bullish	185.53		1.97	48,193.05
13:07:52	1303837	-29667	Bullish	Bullish	52.04		1.82	21,666.75	13:07:52	524754	26453	Bullish	Bullish	178.05		2.02	48,190.40
13:08:49	1303837	0	Bullish	Bullish	53.36		1.82	21,665.50	13:08:49	524754	0	Bullish	Bullish	175.17		2.02	48,173.25
13:09:47	1302040	-1797	Bullish	Bearish	52.25		1.81	21,665.50	13:09:47	531716	6962	Bullish	Bullish	161.83		2.03	48,173.25
13:10:47	1302040	0	Bullish	Bullish	51.08		1.81	21,668.75	13:10:47	531950	234	Bullish	Bullish	176.08		2.04	48,173.75
13:11:46	1302040	0	Bullish	Bullish	55.90		1.81	21,668.65	13:11:46	531951	1	Bullish	Bullish	184.50		2.04	48,179.30
13:12:47	1318023	15983	Bullish	Bullish	52.62		1.83	21,670.25	13:12:47	531951	0	Bullish	Bullish	187.23		2.04	48,173.15
13:13:47	1318023	0	Bullish	Bullish	53.32		1.83	21,666.75	13:13:47	538837	6886	Bullish	Bullish	176.97		2.05	48,171.30
13:14:48	1318023	0	Bullish	Bullish	53.58		1.83	21,666.75	13:14:48	538837	0	Bullish	Bullish	198.78		2.05	48,212.75
13:15:47	1306065	-11958	Bullish	Bullish	50.41		1.82	21,666.75	13:15:47	578070	39233	Bullish	Bullish	225.86		2.19	48,212.75
13:16:46	1306065	0	Bullish	Bullish	50.41		1.82	21,667.30	13:16:46	578070	0	Bullish	Bullish	225.86		2.19	48,214.30
13:17:46	1306250	185	Bullish	Bullish	50.17		1.82	21,666.80	13:17:46	578070	0	Bullish	Bullish	199.37		2.19	48,195.00
13:18:47	1282725	-23525	Bullish	Bearish	47.96		1.79	21,665.20	13:18:47	599387	21317	Bullish	Bearish	193.43		2.23	48,185.05
13:19:47	1289415	6690	Bullish	Bullish	43.92		1.79	21,665.40	13:19:47	599312	-75	Bullish	Bearish	178.43		2.23	48,182.15
13:20:47	1289415	0	Bullish	Bearish	42.77		1.79	21,661.50	13:20:47	599312	0	Bullish	Bearish	176.48		2.23	48,179.25
13:21:49	1293389	3974	Bullish	Bearish	42.44		1.8	21,662.90	13:21:49	599946	634	Bullish	Bearish	170.56		2.22	48,158.10
13:22:47	1292541	-848	Bullish	Bearish	42.83		1.8	21,662.90	13:22:47	599892	-54	Bullish	Bearish	168.11		2.22	48,158.10
13:23:49	1292541	0	Bullish	Bearish	43.58		1.8	21,663.05	13:23:49	599894	2	Bullish	Bearish	172.50		2.22	48,151.25
13:24:47	1286628	-5913	Bullish	Bearish	43.32		1.79	21,663.00	13:24:47	599894	0	Bullish	Bearish	160.29		2.22	48,140.20
13:25:47	1286628	0	Bullish	Bearish	43.44		1.79	21,663.00	13:25:47	603389	3495	Bullish	Bearish	174.70		2.22	48,140.20
13:26:48	1286628	0	Bullish	Bearish	43.44		1.79	21,665.20	13:26:48	603389	0	Bullish	Bearish	174.70		2.22	48,160.85
13:27:53	1274201	-12427	Bullish	Bearish	44.66		1.77	21,663.85	13:27:53	596820	-6569	Bullish	Bearish	177.17		2.2	48,153.50
13:28:50	1274344	143	Bullish	Bearish	45.75		1.77	21,661.65	13:28:50	596820	0	Bullish	Bearish	150.60		2.2	48,132.10

Nifty ATM		Current Expiry	Exp High : 21,756.50	70.85	Not Break	Resistanc	21650	BN ATM	Thursday		Exp High : 48,138.90	-142.30	Breakout	Resistanc	49000		
21650		2024-01-04	Exp Low : 21,455.10	109.45	Not Break	Support	21650	48200			Exp Low : 47,471.90	266.25	Not Break	Support	48000		
Time	NET Oi	+▲-▼	Net Oi Signal	Price Action Signal	VWAP Diff	Strike	Nifty PCR	Nifty LTP	Time	NET Oi	+▲-▼	Net Oi Signal	Price Action Signal	VWAP Diff	Strike	BN PCR	BN LTP
13:29:46	1274344	0	Bullish	Bearish	40.92		1.77	21,661.65	13:29:46	596820	0	Bullish	Bearish	145.07		2.2	48,132.10
13:30:48	1302025	27681	Bullish	Bearish	45.37		1.8	21,658.55	13:30:48	583179	-13641	Bullish	Bearish	133.79		2.17	48,111.05
13:31:48	1301995	-30	Bullish	Bearish	41.90		1.8	21,655.05	13:31:48	583179	0	Bullish	Bearish	113.46		2.17	48,110.45
13:32:47	1301995	0	Bullish	Bearish	41.75		1.8	21,655.75	13:32:47	583179	0	Bullish	Bearish	115.47		2.17	48,117.40
13:33:49	1354059	52064	Bullish	Bearish	41.67		1.84	21,655.75	13:33:49	583179	0	Bullish	Bearish	110.41		2.17	48,117.40
13:34:50	1354059	0	Bullish	Bearish	43.78		1.84	21,652.55	13:34:50	562209	-20970	Bullish	Bearish	104.60		2.1	48,100.60
13:35:48	1354059	0	Bullish	Bearish	43.12		1.84	21,652.55	13:35:48	562208	-1	Bullish	Bearish	92.43		2.1	48,100.60
13:36:47	1377570	23511	Bullish	Bearish	42.68		1.85	21,652.75	13:36:47	562208	0	Bullish	Bearish	97.05		2.1	48,093.25
13:37:47	1377570	0	Bullish	Bearish	42.68		1.85	21,653.70	13:37:47	562208	0	Bullish	Bearish	97.05		2.1	48,097.30
13:38:47	1377570	0	Bullish	Bearish	48.10		1.85	21,661.95	13:38:47	527533	-34675	Bullish	Bearish	112.49		2	48,123.30
13:40:02	1358103	-19467	Bullish	Bullish	52.58		1.84	21,667.70	13:40:02	511939	-15594	Bullish	Bearish	121.61		1.96	48,141.75
13:40:48	1366957	8854	Bullish	Bullish	55.90		1.85	21,669.35	13:40:48	511935	-4	Bullish	Bearish	135.74		1.96	48,149.30
13:41:49	1366957	0	Bullish	Bullish	61.00		1.85	21,672.80	13:41:49	511935	0	Bullish	Bullish	147.13		1.96	48,144.05
13:42:48	1361865	-5092	Bullish	Bullish	59.29		1.84	21,669.10	13:42:48	508121	-3814	Bullish	Bullish	116.03		1.95	48,133.90
13:43:48	1318709	-43156	Bullish	Bullish	55.84		1.82	21,669.45	13:43:48	496355	-11766	Bullish	Bullish	108.08		1.92	48,135.15
13:44:49	1318709	0	Bullish	Bullish	55.59		1.82	21,668.65	13:44:49	496356	1	Bullish	Bullish	114.28		1.92	48,131.45
13:45:48	1318709	0	Bullish	Bullish	55.14		1.82	21,664.75	13:45:48	496356	0	Bullish	Bearish	94.88		1.92	48,114.90
13:46:47	1293728	-24981	Bullish	Bullish	54.17		1.79	21,664.75	13:46:47	491770	-4586	Bullish	Bearish	88.88		1.91	48,114.90
13:47:49	1293728	0	Bullish	Bullish	53.22		1.79	21,661.95	13:47:49	491770	0	Bullish	Bullish	103.99		1.91	48,102.90
13:48:47	1260730	-32998	Bullish	Bullish	52.08		1.77	21,661.95	13:48:47	481644	-10126	Bullish	Bullish	100.77		1.87	48,102.90
13:49:47	1260730	0	Bullish	Bullish	51.12		1.77	21,662.80	13:49:47	482988	1344	Bullish	Bullish	114.39		1.87	48,115.30
13:50:50	1260730	0	Bullish	Bullish	53.00		1.77	21,669.00	13:50:50	482988	0	Bullish	Bullish	118.11		1.87	48,161.35
13:51:47	1226454	-34276	Bullish	Bullish	54.61		1.74	21,669.00	13:51:47	481743	-1245	Bullish	Bullish	125.58		1.87	48,161.35
13:52:49	1226454	0	Bullish	Bullish	55.51		1.74	21,668.10	13:52:49	475220	-6523	Bullish	Bullish	104.81		1.85	48,156.90
13:53:49	1226454	0	Bullish	Bearish	54.38		1.74	21,665.55	13:53:49	475220	0	Bullish	Bullish	106.25		1.85	48,154.00
13:54:47	1181861	-44593	Bullish	Bearish	52.60		1.7	21,665.55	13:54:47	476735	1515	Bullish	Bullish	108.23		1.85	48,154.00
13:55:50	1181861	0	Bullish	Bearish	47.60		1.7	21,663.80	13:55:50	464120	-12615	Bullish	Bearish	61.96		1.81	48,126.00
13:56:48	1181861	0	Bullish	Bearish	45.88		1.7	21,663.80	13:56:48	464114	-6	Bullish	Bearish	39.00		1.81	48,126.00
13:57:59	1191145	9284	Bullish	Bearish	46.62		1.71	21,660.65	13:57:59	494148	30034	Bullish	Bearish	69.31		1.91	48,127.60
13:58:48	1191145	0	Bullish	Bearish	42.23		1.71	21,660.65	13:58:48	462183	-31965	Bullish	Bullish	77.91		1.85	48,127.60
13:59:47	1191145	0	Bullish	Bearish	39.07		1.71	21,658.45	13:59:47	462183	0	Bullish	Bullish	52.39		1.85	48,124.65
14:00:47	1181104	-10041	Bullish	Bearish	41.05		1.7	21,656.90	14:00:47	457234	-4949	Bullish	Bullish	77.76		1.84	48,109.55
14:01:47	1176126	-4978	Bullish	Bearish	39.49		1.7	21,658.75	14:01:47	461680	4446	Bullish	Bullish	65.47		1.84	48,107.10
14:02:47	1176126	0	Bullish	Bearish	39.49		1.7	21,660.20	14:02:47	461656	-24	Bullish	Bearish	44.34		1.84	48,094.95
14:03:47	1160075	-16051	Bullish	Bearish	30.57		1.68	21,652.95	14:03:47	460314	-1342	Bullish	Bearish	49.26		1.84	48,077.80
14:04:45	1160075	0	Bullish	Bearish	30.01		1.68	21,651.25	14:04:45	451692	-8622	Bullish	Bearish	59.05		1.81	48,069.85

Nifty ATM		Current Expiry	Exp High : 21,756.50	70.85	Not Break	Resistanc	21650	BN ATM	Thursday		Exp High : 48,138.90	-142.30	Breakout	Resistanc	49000		
21650		2024-01-04	Exp Low : 21,455.10	109.45	Not Break	Support	21650	48200			Exp Low : 47,471.90	266.25	Not Break	Support	48000		
Time	NET Oi	+▲-▼	Net Oi Signal	Price Action Signal	VWAP Diff	Strike	Nifty PCR	Nifty LTP	Time	NET Oi	+▲-▼	Net Oi Signal	Price Action Signal	VWAP Diff	Strike	BN PCR	BN LTP
14:05:47	1160075	0	Bullish	Bearish	29.97		1.68	21,652.80	14:05:47	451692	0	Bullish	Bearish	50.51		1.81	48,077.05
14:06:47	1179897	19822	Bullish	Bearish	33.30		1.69	21,652.80	14:06:47	451692	0	Bullish	Bearish	92.87		1.81	48,077.05
14:07:46	1179897	0	Bullish	Bearish	34.36		1.69	21,653.95	14:07:46	443708	-7984	Bullish	Bearish	68.85		1.8	48,093.80
14:08:47	1179897	0	Bullish	Bearish	34.62		1.69	21,652.95	14:08:47	443708	0	Bullish	Bearish	75.53		1.8	48,081.45
14:09:46	1179897	0	Bullish	Bearish	34.62		1.69	21,653.85	14:09:46	443708	0	Bullish	Bearish	75.53		1.8	48,086.85
14:10:47	1179897	0	Bullish	Bearish	33.27		1.69	21,655.55	14:10:47	441280	-2428	Bullish	Bearish	59.78		1.79	48,085.10
14:11:47	1149497	-30400	Bullish	Bullish	41.78		1.65	21,662.85	14:11:47	447060	5780	Bullish	Bearish	84.90		1.8	48,096.45
14:12:49	1116423	-33074	Bullish	Bullish	41.56		1.63	21,662.45	14:12:49	439997	-7063	Bullish	Bearish	113.33		1.79	48,115.45
14:13:47	1116423	0	Bullish	Bullish	43.02		1.63	21,664.40	14:13:47	453092	13095	Bullish	Bullish	111.55		1.83	48,116.60
14:14:47	1116423	0	Bullish	Bullish	44.87		1.63	21,664.40	14:14:47	453092	0	Bullish	Bullish	103.90		1.83	48,116.60
14:15:47	1119022	2599	Bullish	Bearish	32.96		1.64	21,657.15	14:15:47	459307	6215	Bullish	Bearish	88.06		1.84	48,090.45
14:16:46	1119022	0	Bullish	Bullish	29.95		1.64	21,655.95	14:16:46	453748	-5559	Bullish	Bullish	78.49		1.82	48,091.90
14:17:47	1119022	0	Bullish	Bullish	29.95		1.64	21,655.95	14:17:47	453748	0	Bullish	Bullish	78.49		1.82	48,091.90
14:18:47	1119022	0	Bullish	Bearish	27.89		1.64	21,649.05	14:18:47	449276	-4472	Bullish	Bullish	72.69		1.81	48,086.05
14:19:47	1090538	-28484	Bullish	Bearish	32.78		1.63	21,649.05	14:19:47	448969	-307	Bullish	Bullish	74.92		1.81	48,086.05
14:20:48	1090538	0	Bullish	Bullish	29.89		1.63	21,655.15	14:20:48	448969	0	Bullish	Bullish	85.89		1.81	48,097.70
14:21:46	1127624	37086	Bullish	Bullish	32.52		1.65	21,655.15	14:21:46	448969	0	Bullish	Bullish	86.41		1.81	48,097.70
14:22:47	1127624	0	Bullish	Bearish	32.52		1.65	21,652.30	14:22:47	448969	0	Bullish	Bullish	86.41		1.81	48,105.30
14:23:46	1136446	8822	Bullish	Bearish	28.60		1.66	21,652.30	14:23:46	454687	5718	Bullish	Bullish	83.67		1.82	48,105.30
14:24:48	1136446	0	Bullish	Bearish	28.60		1.66	21,655.05	14:24:48	454687	0	Bullish	Bullish	83.67		1.82	48,119.05
14:25:47	1126492	-9954	Bullish	Bearish	28.85		1.65	21,651.30	14:25:47	452288	-2399	Bullish	Bearish	87.18		1.81	48,110.90
14:26:47	1126492	0	Bullish	Bearish	27.82		1.65	21,650.80	14:26:47	452288	0	Bullish	Bearish	84.72		1.81	48,112.35
14:27:46	1089999	-36493	Bullish	Bearish	22.40		1.63	21,650.80	14:27:46	450484	-1804	Bullish	Bearish	89.04		1.81	48,112.35
14:28:47	1089999	0	Bullish	Bearish	17.46		1.63	21,647.40	14:28:47	450415	-69	Bullish	Bullish	62.03		1.81	48,110.75
14:29:46	1089999	0	Bullish	Bearish	17.48		1.63	21,641.75	14:29:46	450415	0	Bullish	Bearish	30.87		1.81	48,082.45
14:30:46	1086115	-3884	Bullish	Bearish	20.13		1.65	21,644.80	14:30:46	450415	0	Bullish	Bearish	71.72		1.81	48,079.95
14:31:47	1086115	0	Bullish	Bearish	24.82		1.65	21,648.05	14:31:47	450974	559	Bullish	Bullish	82.39		1.83	48,108.05
14:32:47	1086115	0	Bullish	Bullish	29.83		1.65	21,654.85	14:32:47	450974	0	Bullish	Bullish	102.49		1.83	48,124.95
14:33:49	1086115	0	Bullish	Bearish	24.94		1.65	21,646.85	14:33:49	453492	2518	Bullish	Bullish	100.96		1.84	48,116.00
14:34:47	1082874	-3241	Bullish	Bearish	19.90		1.64	21,646.85	14:34:47	453558	66	Bullish	Bullish	87.93		1.84	48,116.00
14:35:48	1082874	0	Bullish	Bearish	18.99		1.64	21,643.50	14:35:48	453558	0	Bullish	Bullish	80.02		1.84	48,108.25
14:36:46	1082874	0	Bullish	Bearish	18.27		1.64	21,643.50	14:36:46	457498	3940	Bullish	Bullish	91.30		1.85	48,108.25
14:37:49	1095628	12754	Bullish	Bearish	19.45		1.65	21,645.70	14:37:49	458138	640	Bullish	Bearish	94.50		1.85	48,115.50
14:38:46	1095628	0	Bullish	Bearish	20.44		1.65	21,645.70	14:38:46	458138	0	Bullish	Bullish	109.38		1.85	48,115.50
14:39:48	1066137	-29491	Bullish	Bearish	23.29		1.63	21,647.60	14:39:48	458141	3	Bullish	Bullish	124.51		1.85	48,135.85
14:40:47	1066137	0	Bullish	Bearish	23.29		1.63	21,647.75	14:40:47	458141	0	Bullish	Bullish	124.51		1.85	48,134.85

Nifty ATM		Current Expiry	Exp High : 21,756.50	70.85	Not Break	Resistanc	21650	BN ATM	Thursday		Exp High : 48,138.90	-142.30	Breakout	Resistanc	49000		
21650		2024-01-04	Exp Low : 21,455.10	109.45	Not Break	Support	21650	48200			Exp Low : 47,471.90	266.25	Not Break	Support	48000		
Time	NET Oi	+▲-▼	Net Oi Signal	Price Action Signal	VWAP Diff	Strike	Nifty PCR	Nifty LTP	Time	NET Oi	+▲-▼	Net Oi Signal	Price Action Signal	VWAP Diff	Strike	BN PCR	BN LTP
14:41:47	1066137	0	Bullish	Bearish	21.57		1.63	21,645.15	14:41:47	472533	14392	Bullish	Bullish	129.18		1.89	48,139.60
14:42:46	1050504	-15633	Bullish	Bullish	23.40		1.62	21,646.15	14:42:46	480726	8193	Bullish	Bullish	123.93		1.9	48,143.15
14:43:47	1050504	0	Bullish	Bullish	23.40		1.62	21,648.50	14:43:47	480726	0	Bullish	Bullish	123.93		1.9	48,147.15
14:44:48	1066408	15904	Bullish	Bullish	21.15		1.64	21,649.10	14:44:48	480010	-716	Bullish	Bullish	102.12		1.9	48,149.40
14:45:48	1066408	0	Bullish	Bearish	18.17		1.64	21,644.35	14:45:48	474172	-5838	Bullish	Bullish	90.91		1.88	48,140.65
14:46:48	1035790	-30618	Bullish	Bearish	17.69		1.63	21,644.90	14:46:48	470839	-3333	Bullish	Bullish	109.54		1.87	48,136.70
14:47:48	1035790	0	Bullish	Bullish	22.41		1.63	21,648.90	14:47:48	470839	0	Bullish	Bullish	122.43		1.87	48,143.70
14:48:47	1034626	-1164	Bullish	Bullish	22.88		1.62	21,648.90	14:48:47	470839	0	Bullish	Bullish	114.43		1.87	48,143.70
14:49:47	1005155	-29471	Bullish	Bullish	26.43		1.61	21,651.55	14:49:47	473094	2255	Bullish	Bullish	109.40		1.88	48,146.10
14:50:48	1005155	0	Bullish	Bullish	25.46		1.61	21,650.05	14:50:48	473094	0	Bullish	Bullish	114.35		1.88	48,144.10
14:51:48	962345	-42810	Bullish	Bullish	26.12		1.58	21,651.80	14:51:48	473094	0	Bullish	Bullish	111.41		1.88	48,142.30
14:52:47	960484	-1861	Bullish	Bullish	23.17		1.58	21,651.80	14:52:47	471885	-1209	Bullish	Bullish	93.97		1.88	48,142.30
14:53:47	960484	0	Bullish	Bullish	22.70		1.58	21,648.45	14:53:47	471843	-42	Bullish	Bearish	99.78		1.88	48,132.20
14:54:47	915406	-45078	Bullish	Bullish	27.68		1.57	21,648.95	14:54:47	471905	62	Bullish	Bearish	98.94		1.88	48,132.35
14:55:47	914909	-497	Bullish	Bullish	27.30		1.57	21,650.05	14:55:47	471509	-396	Bullish	Bearish	92.07		1.88	48,136.90
14:56:47	914909	0	Bullish	Bearish	26.28		1.57	21,648.35	14:56:47	471509	0	Bullish	Bearish	81.67		1.88	48,132.20
14:57:47	914909	0	Bullish	Bearish	29.99		1.57	21,648.00	14:57:47	456682	-14827	Bullish	Bearish	107.92		1.85	48,127.60
14:58:47	877288	-37621	Bullish	Bullish	26.15		1.55	21,648.90	14:58:47	463693	7011	Bullish	Bearish	93.16		1.88	48,137.30
14:59:47	877288	0	Bullish	Bullish	26.15		1.55	21,649.55	14:59:47	463693	0	Bullish	Bearish	93.16		1.88	48,134.95
15:00:48	877288	0	Bullish	Bearish	28.41		1.55	21,648.30	15:00:48	469988	6295	Bullish	Bearish	84.84		1.9	48,125.20
15:01:47	867325	-9963	Bullish	Bullish	28.41		1.56	21,662.80	15:01:47	461453	-8535	Bullish	Bullish	104.56		1.88	48,148.20
15:02:49	867325	0	Bullish	Bullish	33.74		1.56	21,652.60	15:02:49	461453	0	Bullish	Bullish	107.92		1.88	48,146.60
15:03:46	951066	83741	Bullish	Bearish	34.42		1.65	21,648.30	15:03:46	462905	1452	Bullish	Bullish	99.83		1.89	48,147.50
15:04:46	832856	-118210	Bullish	Bearish	33.20		1.57	21,649.80	15:04:46	468077	5172	Bullish	Bullish	108.58		1.9	48,149.05
15:05:47	832856	0	Bullish	Bearish	36.57		1.57	21,649.80	15:05:47	468079	2	Bullish	Bullish	146.56		1.9	48,155.10
15:06:48	678251	-154605	Bullish	Bullish	33.53		1.46	21,650.35	15:06:48	458661	-9418	Bullish	Bullish	146.53		1.88	48,168.95
15:07:49	762509	84258	Bullish	Bullish	43.32		1.55	21,658.80	15:07:49	468829	10168	Bullish	Bullish	180.66		1.92	48,192.65
15:08:47	762509	0	Bullish	Bullish	42.55		1.55	21,658.80	15:08:47	468829	0	Bullish	Bullish	155.41		1.92	48,192.65
15:09:47	762509	0	Bullish	Bullish	34.28		1.55	21,649.60	15:09:47	468829	0	Bullish	Bullish	136.69		1.92	48,175.40
15:10:52	704812	-57697	Bullish	Bearish	31.99		1.57	21,644.20	15:10:52	478993	10164	Bullish	Bullish	118.17		1.98	48,143.70
15:11:50	704812	0	Bullish	Bullish	33.79		1.57	21,652.70	15:11:50	478993	0	Bullish	Bullish	116.84		1.98	48,159.90
15:12:47	704812	0	Bullish	Bullish	34.72		1.57	21,652.70	15:12:47	485594	6601	Bullish	Bullish	135.17		2.01	48,159.90
15:13:49	626103	-78709	Bullish	Bullish	37.85		1.53	21,658.50	15:13:49	466860	-18734	Bullish	Bullish	142.56		1.97	48,186.20
15:14:47	626103	0	Bullish	Bearish	35.96		1.53	21,652.55	15:14:47	466860	0	Bullish	Bullish	145.71		1.97	48,175.15
15:15:48	703110	77007	Bullish	Bullish	40.48		1.65	21,658.65	15:15:48	462986	-3874	Bullish	Bullish	152.80		1.96	48,177.65
15:16:47	703110	0	Bullish	Bullish	46.96		1.65	21,658.65	15:16:47	476001	13015	Bullish	Bullish	168.52		2.01	48,177.65

Nifty ATM	Nifty Spot	Nifty Pre CL	Nifty Open	Nifty High	Nifty Low	India VIX	Current Expiry	Exp High	21,756.50	70.85	Not Break	Resistanc	21650	BN ATM	BN Spot	BN Pre CL	BN Open	BN High	BN Low	India VIX	Thursday	Exp High	48,138.90	-142.30	Breakout	Resistanc	49000		
21650	21,658.60	21517.35	21,605.80	21,685.65	21,564.55	13.33	2024-01-04	Exp Low	21,455.10	109.45	Not Break	Support	21650	48200	48,195.85	47,704.95	47,805.40	48,281.20	47,738.15	13.33		Exp Low	47,471.90	266.25	Not Break	Support	48000		
Time	Call COI (Bearish ▼)	Call COI (+▲-▼)	Short Covering	Put COI (Bullish ▲)	Put COI (+▲-▼)	Long UW	NET Oi	+▲-▼	Net Oi Signal	Price Action Signal	VWAP	Strike	Nifty PCR	Nifty LTP	Time	Call COI (Bearish ▼)	Call COI (+▲-▼)	Short Covering	Put COI (Bullish ▲)	Put COI (+▲-▼)	Long Unwinding	NET Oi	+▲-▼	Net Oi Signal	Price Action Signal	VWAP Diff	Strike	BN PCR	BN LTP
09:15:49	380093	0	0	86206	0		-293887	0	Bearish	Wait	13.83	0.23	21,572.30	09:15:49	210972	0	0	199141	0		-11831	0	Bearish	Wait	-19.57		0.94	47,796.35	
09:16:47	380093	0	0	86206	0		-293887	0	Bearish	Wait	7.34	0.23	21,593.10	09:16:47	138158	-72814	Short C	99469	-99672	Long UW	-38689	-26858	Bearish	Wait	-5.09		0.72	47,821.90	
09:17:46	380093	0	0	86206	0		-293887	0	Bearish	Wait	7.34	0.23	21,594.20	09:17:46	138158	0	0	99469	0		-38689	0	Bearish	Wait	-5.09		0.72	47,833.70	
09:18:47	380093	0	0	86206	0		-293887	0	Bearish	Wait	16.97	0.23	21,596.10	09:18:47	138158	0	0	159977	60508		21819	60508	Bullish	Wait	6.50	1.16	47,835.35		
09:19:48	558954	178861		361925	275719		-197029	96858	Bearish	Wait	14.96	0.65	21,602.10	09:19:48	231484	93326		170369	10392		-61115	-82934	Bearish	Wait	14.16		0.74	47,831.00	
09:20:47	614180	55226		361925	0		-252255	-55226	Bearish	Wait	15.28	0.59	21,602.10	09:20:47	254861	23377		170369	0		-84492	-23377	Bearish	Wait	19.66	Buy 47500 CE	0.67	47,831.00	
09:21:47	614180	0	0	622704	260779		8524	260779	Bullish	Wait	21.78	1.01	21,608.50	09:21:47	307913	53052		236456	66087		-71457	13035	Bearish	Wait	0.57		0.77	47,851.10	
09:22:47	702144	87964		622704	0		-79440	-87964	Bearish	Wait	18.38	0.89	21,614.45	09:22:47	307913	0	0	236456	0		-71457	0	Bearish	Wait	-13.70		0.77	47,835.50	
09:23:47	702144	0	0	622704	0		-79440	0	Bearish	Wait	19.25	0.89	21,613.40	09:23:47	307913	0	0	236456	0		-71457	0	Bearish	Wait	-11.57		0.77	47,824.05	
09:24:49	834370	132226		841930	219226		7560	87000	Bullish	Wait	19.51	1.01	21,611.75	09:24:49	380136	72223		279301	42845		-100835	-29378	Bearish	Wait	-10.81		0.73	47,809.15	
09:25:48	834370	0	0	841930	0		7560	0	Bullish	Wait	19.92	1.01	21,607.70	09:25:48	380136	0	0	279301	0		-100835	0	Bearish	Wait	-14.86		0.73	47,806.10	
09:26:47	834370	0	0	841930	0		7560	0	Bullish	Wait	16.75	1.01	21,607.70	09:26:47	380136	0	0	279301	0		-100835	0	Bearish	Wait	-27.66	Buy 48100 PE	0.73	47,806.10	
09:27:48	950898	116528		981930	140000		31032	23472	Bullish	Wait	16.34	1.03	21,613.95	09:27:48	438148	58012		309837	30536		-128311	-27476	Bearish	Wait	-16.54		0.71	47,817.25	
09:28:48	950898	0	0	981930	0		31032	0	Bullish	Bullish	23.93	1.03	21,618.10	09:28:48	438151	3	0	309837	0		-128314	-3	Bearish	Bullish	-0.87		0.71	47,825.60	
09:29:48	950898	0	0	981930	0		31032	0	Bullish	Bullish	22.65	1.03	21,621.70	09:29:48	438151	0	0	309837	0		-128314	0	Bearish	Bullish	15.23		0.71	47,848.35	
09:30:49	979719	28821		1104484	122554		124765	93733	Bullish	Bullish	26.19	1.13	21,621.30	09:30:49	459575	21424		338104	28267		-121471	6843	Bearish	Bullish	15.03		0.74	47,867.60	
09:31:48	979719	0	0	1104484	0		124765	0	Bullish	Bullish	23.57	1.13	21,619.00	09:31:48	459575	0	0	338104	0		-121471	0	Bearish	Bullish	52.14	Buy 47600 CE	0.74	47,873.85	
09:32:47	979719	0	0	1104484	0		124765	0	Bullish	Bullish	23.57	1.13	21,619.00	09:32:47	459575	0	0	338104	0		-121471	0	Bearish	Bullish	52.14		0.74	47,873.85	
09:33:49	1077814	98095		1218873	114389		141059	16294	Bullish	Bullish	18.82	1.13	21,611.35	09:33:49	463490	3915		374734	36630		-88756	32715	Bearish	Bullish	34.93		0.81	47,867.65	
09:34:50	1077814	0	0	1218873	0		141059	0	Bullish	Bullish	12.63	1.13	21,611.35	09:34:50	463490	0	0	374734	0		-88756	0	Bearish	Bullish	16.90		0.81	47,867.65	
09:35:48	1077814	0	0	1218873	0		141059	0	Bullish	Bearish	11.65	1.13	21,601.85	09:35:48	463490	0	0	374734	0		-88756	0	Bearish	Bullish	2.15		0.81	47,847.50	
09:36:49	1175517	97703		1307454	88581		131937	-9122	Bullish	Bearish	12.23	1.11	21,599.55	09:36:49	477737	14247		394716	19982		-83021	5735	Bearish	Bullish	-2.80		0.83	47,824.35	
09:37:48	1175517	0	0	1307454	0		131937	0	Bullish	Bearish	12.24	1.11	21,603.20	09:37:48	477737	0	0	394716	0		-83021	0	Bearish	Bullish	-1.50		0.83	47,839.00	
09:38:48	1150745	-24772	Short C	1355693	48239		204948	73011	Bullish	Bullish	27.25	1.18	21,620.60	09:38:48	477737	0	0	394716	0		-83021	0	Bearish	Bullish	63.57		0.83	47,886.30	
09:39:49	1150745	0	0	1355693	0		204948	0	Bullish	Bullish	24.71	1.18	21,612.75	09:39:49	464414	-13323	Short C	408818	14102		-55596	27425	Bearish	Bullish	44.34		0.88	47,874.70	
09:40:48	1150745	0	0	1355693	0		204948	0	Bullish	Bearish	21.12	1.18	21,606.50	09:40:48	464414	0	0	408818	0		-55596	0	Bearish	Bullish	43.07		0.88	47,885.05	
09:41:48	1150745	0	0	1355693	0		204948	0	Bullish	Bearish	17.62	1.18	21,606.50	09:41:48	464414	0	0	408818	0		-55596	0	Bearish	Bullish	40.06		0.88	47,885.05	
09:42:48	1230201	79456		1435915	80222		205714	766	Bullish	Bearish	16.38	1.17	21,609.15	09:42:48	483661	19247		434210	25392		-49451	6145	Bearish	Bullish	40.06		0.9	47,871.95	
09:43:48	1230201	0	0	1435915	0		205714	0	Bullish	Bearish	14.80	1.17	21,608.00	09:43:48	483661	0	0	434210	0		-49451	0	Bearish	Bullish	24.99		0.9	47,881.70	
09:44:47	1230201	0	0	1435915	0		205714	0	Bullish	Bearish	16.02	1.17	21,608.00	09:44:47	483661	0	0	434210	0		-49451	0	Bearish	Bullish	45.78		0.9	47,881.70	
09:45:47	1278145	47944		1484069	48154		205924	210	Bullish	Bearish	20.44	1.16	21,608.25	09:45:47	492714	9053		443789	9579		-48925	526	Bearish	Bullish	52.16		0.9	47,890.10	
09:46:47	1278145	0	0	1484069	0		205924	0	Bullish	Bullish	22.80	1.16	21,614.50	09:46:47	492714	0	0	443789	0		-48925	0	Bearish	Bullish	38.58		0.9	47,898.20	
09:47:47	1278145	0	0	1484069	0		205924	0	Bullish	Bearish	14.80	1.16	21,608.00	09:47:47	492714	0	0	443789	0		-48925	0	Bearish	Bullish	24.99		0.9	47,893.00	
09:48:47	1278145	0	0	1484069	0		205924	0	Bullish	Bullish	14.80	1.16	21,608.00	09:48:47	492714	0	0	443789	0		-48925	0	Bearish	Bullish	24.99		0.9	47,893.00	
09:49:47	1319215	41070		1535435	51366		216220	10296	Bullish	Bullish	10.46	1.16	21,602.50	09:49:47	504087	11373		466664	22875		-37423	11502	Bearish	Bullish	26.26		0.93	47,875.80	
09:50:47	1319215	0	0	1535435	0		216220	0	Bullish	Bearish	16.02	1.16	21,602.50	09:50:47	504087	0	0	466664	0		-37423	0	Bearish	Bullish	28.85		0.93	47,875.80	
09:51:47	1417445	98230		1566456	31021		149011	-67209	Bullish	Bearish	16.02	1.11	21,603.65	09:51:47	511695	7608		478178	11514		-33517	3906	Bearish	Bearish	45.78		0.93	47,879.60	
09:52:48	1417445	0	0	1566456	0		149011	0	Bullish	Bearish	20.05	1.11	21,612.25	09:52:48	511695	0	0	478178	0		-33517	0	Bearish	Bullish	35.94		0.93	47,881.50	
09:53:47	1417445	0	0	1566456	0		149011	0	Bullish	Bullish	7.01	1.11	21,607.90	09:53:47	511695	0	0	478178	0		-33517	0	Bearish	Bearish	1.61		0.93	47,861.20	
09:54:49	1460521	43076		1540191	-26265	Long UW	79670	-69341	Bullish	Bearish	18.26	1.05	21,604.55	09:54:49	517801														



Nifty ATM	Nifty Spot	Nifty Pre C	Nifty Open	Nifty High	Nifty Low	India VIX	Current Expiry	Exp High	21,756.50	70.85	Not Break	Resistanc	21650	BN ATM	BN Spot	BN Pre CL	BN Open	BN High	BN Low	India VIX	Thursday	Exp High	48,138.90	-142.30	Breakout	Resistanc	49000		
21650	21,658.60	21517.35	21,605.80	21,685.65	21,564.55	13.33	2024-01-04	Exp Low	21,455.10	109.45	Not Break	Support	21650	48200	48,195.85	47,704.95	47,805.40	48,281.20	47,738.15	13.33		Exp Low	47,471.90	266.25	Not Break	Support	48000		
Time	Call COI (Bearish ▼)	Call COI (+▲▼)	Short Covering	Put COI (Bullish ▲)	Put COI (+▲▼)	Long UW	NET Oi	+▲▼	Net Oi Signal	Price Action Signal	VWAP Diff	Strike	Nifty PCR	Nifty LTP	Time	Call COI (Bearish ▼)	Call COI (+▲▼)	Short Covering	Put COI (Bullish ▲)	Put COI (+▲▼)	Long Unwinding	NET Oi	+▲▼	Net Oi Signal	Price Action Signal	VWAP Diff	Strike	BN PCR	BN LTP
10:17:48	1263902	0	0	1897718	0		633816	0	Bullish	Bullish	40.94		1.5	21,636.10	10:17:48	478786	0	0	618268	0		139482	0	Bullish	Bullish	99.05		1.29	47,984.05
10:18:47	1195304	-68598	Short C	1941235	43517		745931	112115	Bullish	Bullish	42.45		1.62	21,636.10	10:18:47	492473	13687		631490	13222		139017	-465	Bullish	Bullish	92.95		1.28	47,984.05
10:19:49	1195304	0	0	1941235	0		745931	0	Bullish	Bullish	48.12		1.62	21,641.90	10:19:49	492404	-69		631490	0		139086	69	Bullish	Bullish	88.51		1.28	47,982.25
10:20:54	1195304	0	0	2015271	74036		819967	74036	Bullish	Bullish	41.71		1.69	21,639.90	10:20:54	492404	0		631490	0		139086	0	Bullish	Bullish	84.29		1.28	47,987.40
10:21:50	1166716	-28588	Short C	2015271	0		848555	28588	Bullish	Bullish	44.15		1.73	21,644.70	10:21:50	497835	5431		637501	6011		139666	580	Bullish	Bullish	108.07		1.28	48,014.25
10:22:48	1166716	0	0	2015271	0		848555	0	Bullish	Bullish	39.86		1.73	21,644.70	10:22:48	497835	0		637501	0		139666	0	Bullish	Bullish	92.02		1.28	48,014.25
10:23:48	1166716	0	0	2015271	0		848555	0	Bullish	Bullish	41.64		1.73	21,641.00	10:23:48	497835	0		637501	0		139666	0	Bullish	Bullish	93.60		1.28	47,993.95
10:24:48	1116550	-50166	Short C	2072919	57648		956369	107814	Bullish	Bullish	37.76		1.86	21,637.10	10:24:48	468015	-29820	Short C	658826	21325		190811	51145	Bullish	Bullish	93.60		1.41	47,976.35
10:25:49	1116550	0	0	2072919	0		956369	0	Bullish	Bullish	37.76		1.86	21,632.75	10:25:49	468015	0		658826	0		190811	0	Bullish	Bullish	86.87		1.41	47,978.65
10:26:47	1136162	19612	0	2072919	0		936757	-19612	Bullish	Bullish	31.22		1.82	21,633.40	10:26:47	468015	0		658826	0		190811	0	Bullish	Bullish	58.63		1.41	47,974.15
10:27:47	1136162	0	0	2136092	63173		999930	63173	Bullish	Bearish	30.12		1.88	21,628.65	10:27:47	476007	7992		668909	10083		192902	2091	Bullish	Bearish	58.59		1.41	47,956.75
10:28:47	1136162	0	0	2136092	0		999930	0	Bullish	Bearish	30.12		1.88	21,628.65	10:28:47	476007	0		668909	0		192902	0	Bullish	Bearish	58.59		1.41	47,956.75
10:29:47	1136162	0	0	2136092	0		999930	0	Bullish	Bearish	31.07		1.88	21,632.30	10:29:47	476010	3		668909	0		192899	-3	Bullish	Bearish	59.65		1.41	47,954.15
10:30:46	1136162	0	0	2136092	0		999930	0	Bullish	Bearish	31.07		1.88	21,635.00	10:30:46	476010	0		668909	0		192899	0	Bullish	Bearish	59.65		1.41	47,961.25
10:31:47	1150275	14113	0	2186068	49976		1035793	35863	Bullish	Bullish	39.33		1.9	21,636.50	10:31:47	477475	1465		678964	10055		201489	8590	Bullish	Bearish	87.28		1.42	47,971.60
10:32:48	1150275	0	0	2186068	0		1035793	0	Bullish	Bearish	37.06		1.9	21,636.65	10:32:48	477475	0		678964	0		201489	0	Bullish	Bearish	69.34		1.42	47,974.30
10:33:52	1150275	0	0	2186068	0		1035793	0	Bullish	Bearish	35.30		1.9	21,634.55	10:33:52	477475	0		678964	0		201489	0	Bullish	Bearish	62.79		1.42	47,960.15
10:34:47	1150275	0	0	2186068	0		1035793	0	Bullish	Bearish	34.25		1.9	21,637.50	10:34:47	477475	0		678964	0		201489	0	Bullish	Bearish	57.02		1.42	47,959.35
10:35:47	1150275	0	0	2186068	0		1035793	0	Bullish	Bearish	34.25		1.9	21,637.50	10:35:47	477475	0		678964	0		201489	0	Bullish	Bearish	57.02		1.42	47,959.35
10:36:46	1150275	0	0	2186068	0		1035793	0	Bullish	Bearish	35.49		1.9	21,640.85	10:36:46	477475	0		678964	0		201489	0	Bullish	Bearish	55.18		1.42	47,968.95
10:37:48	1150275	0	0	2186068	0		1035793	0	Bullish	Bearish	39.28		1.9	21,635.45	10:37:48	477475	0		678964	0		201489	0	Bullish	Bearish	72.59		1.42	47,973.00
10:38:46	1150275	0	0	2186068	0		1035793	0	Bullish	Bullish	39.28		1.9	21,635.45	10:38:46	477475	0		678964	0		201489	0	Bullish	Bearish	72.59		1.42	47,973.00
10:39:47	1150275	0	0	2186068	0		1035793	0	Bullish	Bullish	41.12		1.9	21,636.45	10:39:47	477475	0		678964	0		201489	0	Bullish	Bearish	79.82		1.42	47,968.15
10:40:47	1150275	0	0	2186068	0		1035793	0	Bullish	Bullish	36.78		1.9	21,639.15	10:40:47	477475	0		678964	0		201489	0	Bullish	Bullish	76.57		1.42	47,961.90
10:41:57	1150275	0	0	2186068	0		1035793	0	Bullish	Bullish	39.94		1.9	21,640.00	10:41:57	477475	0		678964	0		201489	0	Bullish	Bullish	85.24		1.42	47,975.35
10:42:48	1150275	0	0	2186068	0		1035793	0	Bullish	Bullish	41.09		1.9	21,641.75	10:42:48	477475	0		678964	0		201489	0	Bullish	Bullish	86.91		1.42	47,994.75
10:43:55	1150275	0	0	2186068	0		1035793	0	Bullish	Bullish	35.61		1.9	21,637.95	10:43:55	477475	0		678964	0		201489	0	Bullish	Bullish	68.37		1.42	47,982.50
10:45:05	1150275	0	0	2186068	0		1035793	0	Bullish	Bullish	37.93		1.9	21,640.40	10:45:05	477475	0		678964	0		201489	0	Bullish	Bullish	79.57		1.42	47,990.60
10:45:48	1150275	0	0	2186068	0		1035793	0	Bullish	Bearish	35.57		1.9	21,635.85	10:45:48	477475	0		678964	0		201489	0	Bullish	Bullish	77.32		1.42	47,988.60
10:46:48	1150275	0	0	2186068	0		1035793	0	Bullish	Bullish	35.57		1.9	21,637.50	10:46:48	477475	0		678964	0		201489	0	Bullish	Bullish	77.32		1.42	47,983.50
10:47:47	1150275	0	0	2369395	183327		1219120	183327	Bullish	Bearish	34.32		2.06	21,636.50	10:47:47	477475	0		678964	0		201489	0	Bullish	Bullish	69.31		1.42	47,971.75
10:48:48	1150275	0	0	2369395	0		1219120	0	Bullish	Bearish	34.32		2.06	21,636.50	10:48:48	477475	0		678964	0		201489	0	Bullish	Bullish	69.31		1.42	47,971.75
10:49:47	1305759	155484	0	2391228	21833		1085469	-133651	Bullish	Bearish	31.23		1.83	21,637.15	10:49:47	498381	20906		699097	20133		200716	-773	Bullish	Bullish	51.36		1.4	47,974.25
10:50:47	1305759	0	0	2391228	0		1085469	0	Bullish	Bearish	27.80		1.83	21,633.90	10:50:47	498382	1		699097	0		200715	-1	Bullish	Bearish	36.80		1.4	47,970.15
10:51:47	1323050	17291	0	2433892	42664		1110842	25373	Bullish	Bearish	26.80		1.84	21,632.45	10:51:47	505156	6774		685307	-13790	Long UW	180151	-20564	Bullish	Bearish	46.40		1.36	47,957.05
10:52:47	1323050	0	0	2433892	0		1110842	0	Bullish	Bearish	26.80		1.84	21,630.95	10:52:47	505156	0		685307	0		180151	0	Bullish	Bearish	46.40		1.36	47,960.00
10:53:48	1323050	0	0	2433892	0		1110842	0	Bullish	Bearish	26.19		1.84	21,629.85	10:53:48	505156	0		685307	0		180151	0	Bullish	Bearish	35.30		1.36	47,945.70
10:54:47	1356936	33886	0	2440363	6471		1083427	-27415	Bullish	Bearish	26.61		1.8	21,630.15	10:54:47	506627	1471		686123	816		179496	-655	Bullish	Bearish	40.95		1.35	47,955.90
10:55:48	1356936	0	0	2440363	0		1083427	0	Bullish	Bearish	27.14		1.8	21,632.70	10:55:48	506627	0		686123	0		179496	0	Bullish	Bearish	50.91		1.35	47,969.30
10:56:47	135693																												

Nifty ATM	Nifty Spot	Nifty Pre CL	Nifty Open	Nifty High	Nifty Low	India VIX	Current Expiry	Exp High	21,756.50	70.85	Not Break	Resistanc	21650	BN ATM	BN Spot	BN Pre CL	BN Open	BN High	BN Low	India VIX	Thursday	Exp High	48,138.90	-142.30	Breakout	Resistanc	49000		
21650	21,658.60	21517.35	21,605.80	21,685.65	21,564.55	13.33	2024-01-04	Exp Low	21,455.10	109.45	Not Break	Support	21650	48200	48,195.85	47,704.95	47,805.40	48,281.20	47,738.15	13.33		Exp Low	47,471.90	266.25	Not Break	Support	48000		
Time	Call COI (Bearish ▼)	Call COI (+▲-▼)	Short Covering	Put COI (Bullish ▲)	Put COI (+▲-▼)	Long UW	NET Oi	+▲-▼	Net Oi Signal	Price Action Signal	VPW Diff	Strike	Nifty PCR	Nifty LTP	Time	Call COI (Bearish ▼)	Call COI (+▲-▼)	Short Covering	Put COI (Bullish ▲)	Put COI (+▲-▼)	Long Unwinding	NET Oi	+▲-▼	Net Oi Signal	Price Action Signal	VPW Diff	Strike	BN PCR	BN LTP
11:21:47	1463350	-3158	Short C	2480029	-12215	Long UW	1016679	-9057	Bullish	Bearish	39.72	1.69	21,644.80	11:21:47	436732	12119		951542	48990		514810	36871	Bullish	Bullish	220.27	2.18	48,144.60		
11:22:47	1463350	0		2480029	0		1016679	0	Bullish	Bearish	36.58	1.69	21,646.05	11:22:47	436732	0		951542	0		514810	0	Bullish	Bullish	203.26	2.18	48,149.45		
11:23:47	1463350	0		2480029	0		1016679	0	Bullish	Bearish	38.12	1.69	21,646.20	11:23:47	436732	0		951542	0		514810	0	Bullish	Bullish	209.61	2.18	48,142.55		
11:24:47	1474879	11529		2506786	26757		1031907	15228	Bullish	Bullish	38.31	1.7	21,648.15	11:24:47	437948	1216		954433	2891		516485	1675	Bullish	Bullish	182.54	2.18	48,135.95		
11:25:48	1474879	0		2506786	0		1031907	0	Bullish	Bearish	35.42	1.7	21,646.00	11:25:48	437984	36		954433	0		516449	-36	Bullish	Bullish	183.06	2.18	48,133.95		
11:26:46	1474879	0		2506786	0		1031907	0	Bullish	Bearish	35.42	1.7	21,646.00	11:26:46	437984	0		954433	0		516449	0	Bullish	Bullish	183.06	2.18	48,133.95		
11:27:47	1489321	14442		2507894	1108		1018573	-13334	Bullish	Bearish	33.95	1.68	21,645.60	11:27:47	445454	7470		958693	4260		513239	-3210	Bullish	Bullish	168.20	2.15	48,132.60		
11:28:47	1489321	0		2507894	0		1018573	0	Bullish	Bearish	29.55	1.68	21,646.70	11:28:47	445453	-1		958693	0		513240	1	Bullish	Bullish	164.95	2.15	48,118.15		
11:29:47	1489321	0		2507894	0		1018573	0	Bullish	Bearish	33.14	1.68	21,648.65	11:29:47	445453	0		958693	0		513240	0	Bullish	Bullish	168.40	2.15	48,123.25		
11:30:48	1504076	14755		2507194	-700		1003118	-15455	Bullish	Bearish	35.06	1.67	21,648.65	11:30:48	453278	7825		958401	-292		505123	-8117	Bullish	Bearish	146.45	2.11	48,123.25		
11:31:48	1504076	0		2507194	0		1003118	0	Bullish	Bearish	36.06	1.67	21,646.25	11:31:48	453278	0		958401	0		505123	0	Bullish	Bearish	141.99	2.11	48,105.55		
11:32:48	1504076	0		2507194	0		1003118	0	Bullish	Bearish	37.00	1.67	21,647.60	11:32:48	453278	0		958401	0		505123	0	Bullish	Bearish	149.56	2.11	48,116.95		
11:33:47	1532082	28006		2529533	22339		997451	-5667	Bullish	Bullish	33.02	1.65	21,647.60	11:33:47	462902	9624		958401	0		495499	-9624	Bullish	Bearish	145.20	2.07	48,116.95		
11:34:49	1532082	0		2529533	0		997451	0	Bullish	Bearish	33.87	1.65	21,643.10	11:34:49	462902	0		944253	-14148	Long UW	481351	-14148	Bullish	Bearish	140.66	2.04	48,084.95		
11:35:47	1532082	0		2529533	0		997451	0	Bullish	Bearish	28.80	1.65	21,643.10	11:35:47	462902	0		944253	0		481351	0	Bullish	Bearish	127.63	2.04	48,084.95		
11:36:48	1543984	11902		2555381	25848		1011397	13946	Bullish	Bearish	29.21	1.66	21,638.75	11:36:48	464243	1341		939272	-4981	Long UW	475029	-6322	Bullish	Bearish	138.89	2.02	48,088.20		
11:37:47	1543984	0		2555381	0		1011397	0	Bullish	Bearish	35.60	1.66	21,639.65	11:37:47	464243	0		939272	0		475029	0	Bullish	Bearish	144.95	2.02	48,091.30		
11:38:48	1543984	0		2555381	0		1011397	0	Bullish	Bearish	33.72	1.66	21,645.05	11:38:48	464243	0		939272	0		475029	0	Bullish	Bearish	160.92	2.02	48,108.95		
11:39:47	1505270	-38714	Short C	2586584	31203		1081314	69917	Bullish	Bearish	33.61	1.72	21,645.05	11:39:47	462860	-1383	Short C	934752	-4520	Long UW	471892	-3137	Bullish	Bearish	133.60	2.02	48,108.95		
11:40:47	1505270	0		2586584	0		1081314	0	Bullish	Bearish	33.66	1.72	21,641.05	11:40:47	462813	-47		934752	0		471939	47	Bullish	Bearish	126.92	2.02	48,097.30		
11:41:47	1505270	0		2586584	0		1081314	0	Bullish	Bearish	36.56	1.72	21,641.60	11:41:47	462813	0		934752	0		471939	0	Bullish	Bearish	140.51	2.02	48,096.30		
11:42:47	1508145	2875		2626722	40138		1118577	37263	Bullish	Bearish	39.35	1.74	21,642.90	11:42:47	462813	0		934752	0		471939	0	Bullish	Bearish	149.86	2.02	48,104.00		
11:43:47	1508145	0		2626722	0		1118577	0	Bullish	Bearish	35.92	1.74	21,641.85	11:43:47	466711	3898		930057	-4695	Long UW	463346	-8593	Bullish	Bearish	147.06	1.99	48,101.20		
11:44:47	1508145	0		2626722	0		1118577	0	Bullish	Bearish	37.35	1.74	21,644.20	11:44:47	466711	0		930057	0		463346	0	Bullish	Bullish	129.00	1.99	48,105.60		
11:45:48	1514409	6264		2652714	25992		1138305	19728	Bullish	Bearish	36.61	1.75	21,640.50	11:45:48	481380	14669		920901	-9156	Long UW	439521	-23825	Bullish	Bearish	130.17	1.91	48,102.25		
11:46:47	1514409	0		2652714	0		1138305	0	Bullish	Bearish	36.61	1.75	21,640.50	11:46:47	481377	-3		920901	0		439524	3	Bullish	Bearish	133.47	1.91	48,102.25		
11:47:47	1514409	0		2652714	0		1138305	0	Bullish	Bearish	38.18	1.75	21,642.05	11:47:47	481377	0		920901	0		439524	0	Bullish	Bullish	135.72	1.91	48,102.10		
11:48:46	1514409	0		2652714	0		1138305	0	Bullish	Bearish	38.18	1.75	21,642.75	11:48:46	481377	0		920901	0		439524	0	Bullish	Bullish	135.72	1.91	48,106.30		
11:49:47	1502736	-11673	Short C	2675523	22809		1172787	34482	Bullish	Bullish	44.34	1.78	21,643.55	11:49:47	483687	2310		919931	-970		436244	-3280	Bullish	Bullish	153.90	1.9	48,125.60		
11:50:47	1502736	0		2675523	0		1172787	0	Bullish	Bullish	42.53	1.78	21,644.05	11:50:47	483687	0		919931	0		436244	0	Bullish	Bullish	157.54	1.9	48,128.30		
11:51:47	1491572	-11164	Short C	2687279	11756		1195707	22920	Bullish	Bullish	44.75	1.8	21,645.80	11:51:47	483985	298		927543	7612		443558	7314	Bullish	Bullish	159.77	1.92	48,122.05		
11:52:48	1491572	0		2687279	0		1195707	0	Bullish	Bearish	44.13	1.8	21,643.50	11:52:48	483964	-21		927543	0		443579	21	Bullish	Bearish	144.38	1.92	48,099.05		
11:53:49	1491572	0		2687279	0		1195707	0	Bullish	Bullish	43.00	1.8	21,642.95	11:53:49	483964	0		927543	0		443579	0	Bullish	Bullish	154.40	1.92	48,103.10		
11:54:48	1490651	-921		2710325	23046		1219674	23967	Bullish	Bullish	40.22	1.82	21,642.95	11:54:48	484959	995		927543	0		442584	-995	Bullish	Bullish	140.60	1.91	48,103.10		
11:55:48	1490651	0		2710325	0		1219674	0	Bullish	Bearish	40.24	1.82	21,642.50	11:55:48	484959	0		933713	6170		448754	6170	Bullish	Bullish	142.83	1.93	48,105.80		
11:56:48	1490651	0		2710325	0		1219674	0	Bullish	Bullish	37.00	1.82	21,642.50	11:56:48	484954	-5		933713	0		448759	5	Bullish	Bullish	133.41	1.93	48,105.80		
11:57:46	1490651	0		2718546	8221		1278985	8221	Bullish	Bearish	40.36	1.82	21,641.05	11:57:46	486186	1232		934659	946		448473	-286	Bullish	Bearish	133.02	1.92	48,093.50		
11:58:47	1474350	-16301	Short C	2718546	0		1244196	16301	Bullish	Bearish	40.92	1.84	21,640.40	11:58:47	486195	9		934659	0		448464	-9	Bullish	Bearish	142.76	1.92	48,100.10		
11:59:44	1474350	0		2718546	0		1244196	0	Bullish	Bullish	41.37	1.84	21,642.60	11:59:44	486195	0		934659	0		448464	0	Bullish	Bullish	148.62	1.92	48,113.05		
12:00:47	1474350	0		2718546	0		1244196	0	Bullish	Bullish	41.37	1.84	21,643.45	12:00:47	486195	0		934659	0		448464	0	Bullish	Bullish	148.62	1.92	48,113.30		
12:01:47	1474739	389																											



Nifty ATM	Nifty Spot	Nifty Pre C	Nifty Open	Nifty High	Nifty Low	India VIX	Current Expiry	Exp High	21,756.50	70.85	Not Break	Resistanc	21650	BN ATM	BN Spot	BN Pre CL	BN Open	BN High	BN Low	India VIX	Thursday	Exp High	48,138.90	-142.30	Breakout	Resistanc	49000		
21650	21,658.60	21517.35	21,605.80	21,685.65	21,564.55	13.33	2024-01-04	Exp Low	21,455.10	109.45	Not Break	Support	21650	48200	48,195.85	47,704.95	47,805.40	48,281.20	47,738.15	13.33	Observer	Exp Low	47,471.90	266.25	Not Break	Support	48000		
Time	Call COI (Bearish ▼)	Call COI (+▲▼)	Short Covering	Put COI (Bullish ▲)	Put COI (+▲▼)	Long UW	NET Oi	+▲▼	Net Oi Signal	Price Action Signal	VWAP Diff	Strike	Nifty PCR	Nifty LTP	Time	Call COI (Bearish ▼)	Call COI (+▲▼)	Short Covering	Put COI (Bullish ▲)	Put COI (+▲▼)	Long Unwinding	NET Oi	+▲▼	Net Oi Signal	Price Action Signal	VWAP Diff	Strike	BN PCR	BN LTP
12:23:47	1486276	0		2791133	0		1304857	0	Bullish	Bullish	43.95	1.88	21,655.20	12:23:47	484137	7		986029	0		501892	-7	Bullish	Bullish	165.10		2.04	48,144.00	
12:24:47	1401235	-85041	Short C	2788286	-2847	Long UW	1387051	82194	Bullish	Bullish	51.81	1.99	21,655.20	12:24:47	475424	-8713	Short C	986029	0		510605	8713	Bullish	Bullish	172.03		2.07	48,144.00	
12:25:47	1401235	0		2788286	0		1387051	0	Bullish	Bullish	55.32	1.99	21,662.15	12:25:47	475424	0		985197	-832		509773	-832	Bullish	Bullish	200.07		2.07	48,146.90	
12:26:47	1401235	0		2788286	0		1387051	0	Bullish	Bullish	56.41	1.99	21,659.35	12:26:47	475424	0		985197	0		509773	0	Bullish	Bullish	192.17		2.07	48,142.10	
12:27:47	1358279	-42956	Short C	2788286	0		1430007	42956	Bullish	Bullish	58.26	2.05	21,659.35	12:27:47	480808	5384		999340	14143		518532	8759	Bullish	Bullish	191.82		2.08	48,142.10	
12:28:47	1358279	0		2799267	10981		1440988	10981	Bullish	Bullish	54.01	2.06	21,663.45	12:28:47	480678	-130		999340	0		518662	130	Bullish	Bullish	174.70		2.08	48,149.40	
12:29:47	1358279	0		2799267	0		1440988	0	Bullish	Bullish	55.68	2.06	21,661.80	12:29:47	480678	0		999340	0		518662	0	Bullish	Bullish	178.56		2.08	48,146.05	
12:30:48	1357089	-1190	Short C	2824349	25082		1467260	26272	Bullish	Bullish	54.57	2.08	21,665.25	12:30:48	480678	0		1000451	1111		519773	1111	Bullish	Bullish	181.25		2.08	48,144.05	
12:31:46	1352512	-4577	Short C	2824349	0		1471837	4577	Bullish	Bullish	55.22	2.09	21,665.25	12:31:46	492417	11739		1000451	0		508034	-11739	Bullish	Bullish	157.70		2.03	48,144.05	
12:32:48	1352512	0		2824349	0		1471837	0	Bullish	Bullish	55.25	2.09	21,665.20	12:32:48	492417	0		1000451	0		508034	0	Bullish	Bullish	155.38		2.03	48,132.05	
12:33:47	1363293	10781		2843451	19102		1480158	8321	Bullish	Bullish	52.22	2.09	21,662.20	12:33:47	492417	0		1000451	0		508034	0	Bullish	Bearish	141.00		2.03	48,120.15	
12:34:47	1363293	0		2843451	0		1480158	0	Bullish	Bullish	49.65	2.09	21,662.20	12:34:47	487911	-4506	Short C	990172	-10279	Long UW	502261	-5773	Bullish	Bullish	138.05		2.03	48,120.15	
12:35:47	1363293	0		2843451	0		1480158	0	Bullish	Bullish	49.65	2.09	21,663.75	12:35:47	487911	0		990172	0		502261	0	Bullish	Bullish	138.05		2.03	48,120.00	
12:36:47	1378602	15309		2857144	13693		1478542	-1616	Bullish	Bullish	46.77	2.07	21,660.00	12:36:47	499871	11960		989522	-650		489651	-12610	Bullish	Bearish	133.96		1.98	48,122.40	
12:37:48	1378602	0		2857144	0		1478542	0	Bullish	Bullish	45.76	2.07	21,662.40	12:37:48	499874	3		989522	0		489648	-3	Bullish	Bearish	138.60		1.98	48,114.30	
12:38:48	1378602	0		2857144	0		1478542	0	Bullish	Bearish	47.35	2.07	21,661.80	12:38:48	499874	0		989522	0		489648	0	Bullish	Bearish	138.11		1.98	48,112.95	
12:39:47	1376889	-1713	Short C	2879497	22353		1502608	24066	Bullish	Bullish	48.70	2.09	21,661.80	12:39:47	501798	1924		992803	3281		491005	1357	Bullish	Bearish	146.41		1.98	48,112.95	
12:40:46	1376889	0		2879497	0		1502608	0	Bullish	Bullish	48.70	2.09	21,668.05	12:40:46	501798	0		992803	0		491005	0	Bullish	Bearish	146.41		1.98	48,118.05	
12:41:47	1396452	19563		2879497	0		1483045	-19563	Bullish	Bullish	50.61	2.06	21,666.80	12:41:47	501783	-15		992803	0		491020	15	Bullish	Bearish	158.50		1.98	48,131.35	
12:42:49	1430632	34180		2888931	9434		1458299	-24746	Bullish	Bullish	49.94	2.02	21,665.65	12:42:49	501783	0		993269	466		491486	466	Bullish	Bearish	156.92		1.98	48,127.70	
12:43:47	1430632	0		2888931	0		1458299	0	Bullish	Bullish	50.11	2.02	21,665.35	12:43:47	509010	7227		993716	447		484706	-6780	Bullish	Bearish	153.05		1.95	48,136.60	
12:44:47	1430632	0		2888931	0		1458299	0	Bullish	Bullish	50.11	2.02	21,665.35	12:44:47	509010	0		993716	0		484706	0	Bullish	Bearish	153.05		1.95	48,136.60	
12:45:47	1455329	24697		2888931	0		1433602	-24697	Bullish	Bullish	49.99	1.99	21,666.80	12:45:47	509104	94		993716	0		484612	-94	Bullish	Bearish	167.02		1.95	48,149.80	
12:46:47	1455329	0		2898916	9985		1443587	9985	Bullish	Bullish	52.92	1.99	21,665.80	12:46:47	509101	-3		994754	1038		485653	1041	Bullish	Bullish	163.11		1.95	48,159.55	
12:47:48	1455329	0		2898916	0		1443587	0	Bullish	Bullish	53.82	1.99	21,667.70	12:47:48	509101	0		994754	0		485653	0	Bullish	Bullish	180.51		1.95	48,154.90	
12:48:50	1447404	-7925	Short C	2898916	0		1451512	7925	Bullish	Bullish	50.67	2	21,667.70	12:48:50	508015	-1086	Short C	997728	2974		489713	4060	Bullish	Bullish	171.37		1.96	48,154.90	
12:49:47	1447404	0		2899913	997		1452509	997	Bullish	Bullish	51.03	2	21,663.85	12:49:47	507863	-152		997728	0		489865	152	Bullish	Bullish	174.23		1.96	48,150.10	
12:50:47	1447404	0		2899913	0		1452509	0	Bullish	Bullish	49.49	2	21,663.85	12:50:47	507863	0		997728	0		489865	0	Bullish	Bullish	165.20		1.96	48,150.10	
12:51:47	1447404	0		2899913	0		1452509	0	Bullish	Bullish	49.49	2	21,661.90	12:51:47	507863	0		997728	0		489865	0	Bullish	Bullish	165.20		1.96	48,147.05	
12:52:48	1477507	30103		2892325	-7588	Long UW	1414818	-37691	Bullish	Bearish	49.40	1.96	21,661.50	12:52:48	508314	451		1003360	5632		495046	5181	Bullish	Bullish	161.84		1.97	48,138.55	
12:53:47	1477507	0		2892325	0		1414818	0	Bullish	Bearish	45.44	1.96	21,661.50	12:53:47	508314	0		1003360	0		495046	0	Bullish	Bullish	148.36		1.97	48,138.55	
12:54:47	1493945	16438		2902611	10286		1408666	-6152	Bullish	Bearish	46.26	1.94	21,660.15	12:54:47	506472	-1842	Short C	1003360	0		496888	1842	Bullish	Bearish	162.48		1.98	48,128.85	
12:55:47	1493945	0		2902611	0		1408666	0	Bullish	Bearish	46.26	1.94	21,664.55	12:55:47	506472	0		1003360	0		496888	0	Bullish	Bullish	162.48		1.98	48,167.20	
12:56:47	1493945	0		2902611	0		1408666	0	Bullish	Bullish	52.12	1.94	21,666.40	12:56:47	506472	0		1006869	3509		500397	3509	Bullish	Bullish	188.43		1.99	48,166.00	
12:57:48	1493912	-33		2902611	0		1408699	33	Bullish	Bearish	52.47	1.94	21,665.05	12:57:48	495569	-10903	Short C	996085	-10784	Long UW	500516	119	Bullish	Bullish	175.89		2.01	48,163.50	
12:58:47	1520889	26977		2898074	-4537	Long UW	1377185	-31514	Bullish	Bullish	52.17	1.91	21,667.70	12:58:47	495555	-14		996085	0		500530	14	Bullish	Bullish	165.63		2.01	48,162.80	
12:59:46	1520889	0		2898074	0		1377185	0	Bullish	Bullish	50.42	1.91	21,666.30	12:59:46	495555	0		996085	0		500530	0	Bullish	Bullish	162.23		2.01	48,162.65	
13:00:47	1520889	0		2898074	0		1377185	0	Bullish	Bearish	43.43	1.91	21,659.60	13:00:47	495555	0		1001318	5233		505763	5233	Bullish	Bearish	145.64		2.02	48,145.75	
13:01:47	1520889	0		2898074	0		1377185	0	Bullish	Bearish	43.43	1.91	21,659.60	13:01:47	495555	0		1001318	0		505763	0	Bullish	Bearish	145.64		2.02	48,145.75	
13:02:46	1536512	15623		2883538	-14536	Long UW	1347026	-3015																					

Nifty ATM	Nifty Spot	Nifty Pre C	Nifty Open	Nifty High	Nifty Low	India VIX	Current Expiry	Exp High	21,756.50	70.85	Not Break	Resistanc	21650	BN ATM	BN Spot	BN Pre CL	BN Open	BN High	BN Low	India VIX	Thursday	Exp High	48,138.90	-142.30	Breakout	Resistanc	49000		
21650	21,658.60	21517.35	21,605.80	21,685.65	21,564.55	13.33	2024-01-04	Exp Low	21,455.10	109.45	Not Break	Support	21650	48200	48,195.85	47,704.95	47,805.40	48,281.20	47,738.15	13.33		Exp Low	47,471.90	266.25	Not Break	Support	48000		
Time	Call COI (Bearish ▼)	Call COI (+▲-▼)	Short Covering	Put COI (Bullish ▲)	Put COI (+▲-▼)	Long UW	NET Oi	+▲-▼	Net Oi Signal	Price Action Signal	VWAP Diff	Strike	Nifty PCR	Nifty LTP	Time	Call COI (Bearish ▼)	Call COI (+▲-▼)	Short Covering	Put COI (Bullish ▲)	Put COI (+▲-▼)	Long Unwinding	NET Oi	+▲-▼	Net Oi Signal	Price Action Signal	VWAP Diff	Strike	BN PCR	BN LTP
13:25:47	1633459	0	0	2920087	0	0	1286628	0	Bullish	Bearish	43.44	1.79	21,663.00	13:25:47	494239	2383	0	1097628	5878	0	603389	3495	Bullish	Bearish	174.70	2.22	48,140.20		
13:26:48	1633459	0	0	2920087	0	0	1286628	0	Bullish	Bearish	43.44	1.79	21,665.20	13:26:48	494239	0	0	1097628	0	0	603389	0	Bullish	Bearish	174.70	2.22	48,160.85		
13:27:53	1645886	12427	0	2920087	0	0	1274201	-12427	Bullish	Bearish	44.66	1.77	21,663.85	13:27:53	499417	5178	0	1096237	-1391	Long UW	596820	-6569	Bullish	Bearish	177.17	2.2	48,153.50		
13:28:50	1645886	0	0	2920230	143	0	1274344	143	Bullish	Bearish	45.75	1.77	21,661.65	13:28:50	499417	0	0	1096237	0	0	596820	0	Bullish	Bearish	150.60	2.2	48,132.10		
13:29:46	1645886	0	0	2920230	0	0	1274344	0	Bullish	Bearish	40.92	1.77	21,661.65	13:29:46	499417	0	0	1096237	0	0	596820	0	Bullish	Bearish	145.07	2.2	48,132.10		
13:30:48	1619853	-26033	Short C	2921878	1648	0	1302025	27681	Bullish	Bearish	45.37	1.8	21,658.55	13:30:48	499049	-368	0	1082228	-14009	Long UW	583179	-13641	Bullish	Bearish	133.79	2.17	48,111.05		
13:31:48	1619883	30	0	2921878	0	0	1301995	-30	Bullish	Bearish	41.90	1.8	21,655.05	13:31:48	499049	0	0	1082228	0	0	583179	0	Bullish	Bearish	113.46	2.17	48,110.45		
13:32:47	1619883	0	0	2921878	0	0	1301995	0	Bullish	Bearish	41.75	1.8	21,655.75	13:32:47	499049	0	0	1082228	0	0	583179	0	Bullish	Bearish	115.47	2.17	48,117.40		
13:33:49	1606504	-13379	Short C	2960563	38685	0	1354059	52064	Bullish	Bearish	41.67	1.84	21,655.75	13:33:49	499049	0	0	1082228	0	0	583179	0	Bullish	Bearish	110.41	2.17	48,117.40		
13:34:50	1606504	0	0	2960563	0	0	1354059	0	Bullish	Bearish	43.78	1.84	21,652.55	13:34:50	510300	11251	0	1072509	-9719	Long UW	562209	-20970	Bullish	Bearish	104.60	2.1	48,100.60		
13:35:48	1606504	0	0	2960563	0	0	1354059	0	Bullish	Bearish	43.12	1.84	21,652.55	13:35:48	510301	1	0	1072509	0	0	562208	-1	Bullish	Bearish	92.43	2.1	48,100.60		
13:36:47	1616469	9965	0	2994039	33476	0	1377570	23511	Bullish	Bearish	42.68	1.85	21,652.75	13:36:47	510301	0	0	1072509	0	0	562208	0	Bullish	Bearish	97.05	2.1	48,093.25		
13:37:47	1616469	0	0	2994039	0	0	1377570	0	Bullish	Bearish	42.68	1.85	21,653.70	13:37:47	510301	0	0	1072509	0	0	562208	0	Bullish	Bearish	97.05	2.1	48,097.30		
13:38:47	1616469	0	0	2994039	0	0	1377570	0	Bullish	Bearish	48.10	1.85	21,661.95	13:38:47	527633	17332	0	1055166	-17343	Long UW	527533	-34675	Bullish	Bearish	112.49	2	48,123.30		
13:40:02	1616469	0	0	2974572	-19467	Long UW	1358103	-19467	Bullish	Bullish	52.58	1.84	21,667.70	13:40:02	533342	5709	0	1045281	-9885	Long UW	511939	-15594	Bullish	Bearish	121.61	1.96	48,141.75		
13:40:48	1607615	-8854	Short C	2974572	0	0	1366957	8854	Bullish	Bullish	55.90	1.85	21,669.35	13:40:48	533346	4	0	1045281	0	0	511935	-4	Bullish	Bullish	135.74	1.96	48,149.30		
13:41:49	1607615	0	0	2974572	0	0	1366957	0	Bullish	Bullish	61.00	1.85	21,672.80	13:41:49	533346	0	0	1045281	0	0	511935	0	Bullish	Bullish	147.13	1.96	48,144.05		
13:42:48	1612707	5092	0	2974572	0	0	1361865	-5092	Bullish	Bullish	59.29	1.84	21,669.10	13:42:48	537160	3814	0	1045281	0	0	508121	-3814	Bullish	Bullish	116.03	1.95	48,133.90		
13:43:48	1612707	0	0	2931416	-43156	Long UW	1318709	-43156	Bullish	Bullish	55.84	1.82	21,669.45	13:43:48	537160	0	0	1033515	-11766	Long UW	496355	-11766	Bullish	Bullish	108.08	1.92	48,135.15		
13:44:49	1612707	0	0	2931416	0	0	1318709	0	Bullish	Bullish	55.59	1.82	21,668.65	13:44:49	537159	-1	0	1033515	0	0	496356	1	Bullish	Bullish	114.28	1.92	48,131.45		
13:45:48	1612707	0	0	2931416	0	0	1318709	0	Bullish	Bullish	55.14	1.82	21,664.75	13:45:48	537159	0	0	1033515	0	0	496356	0	Bullish	Bearish	94.88	1.92	48,114.90		
13:46:47	1644403	31696	0	2938131	6715	0	1293728	-24981	Bullish	Bullish	54.17	1.79	21,664.75	13:46:47	543362	6203	0	1035132	1617	0	491770	-4586	Bullish	Bearish	88.88	1.91	48,114.90		
13:47:49	1644403	0	0	2938131	0	0	1293728	0	Bullish	Bullish	53.22	1.79	21,661.95	13:47:49	543362	0	0	1035132	0	0	491770	0	Bullish	Bullish	103.99	1.91	48,102.90		
13:48:47	1641419	-2984	Short C	2902149	-35982	Long UW	1260730	-32998	Bullish	Bullish	52.08	1.77	21,661.95	13:48:47	553488	10126	0	1035132	0	0	481644	-10126	Bullish	Bullish	100.77	1.87	48,102.90		
13:49:47	1641419	0	0	2902149	0	0	1260730	0	Bullish	Bullish	51.12	1.77	21,662.80	13:49:47	553491	3	0	1036479	1347	0	482988	1344	Bullish	Bullish	114.39	1.87	48,115.30		
13:50:50	1641419	0	0	2902149	0	0	1260730	0	Bullish	Bullish	53.00	1.77	21,669.00	13:50:50	553491	0	0	1036479	0	0	482988	0	Bullish	Bullish	118.11	1.87	48,161.35		
13:51:47	1663011	21592	0	2898465	-12684	Long UW	1226454	-34276	Bullish	Bullish	54.61	1.74	21,669.00	13:51:47	553491	0	0	1035234	-1245	Long UW	481743	-1245	Bullish	Bullish	125.58	1.87	48,161.35		
13:52:49	1663011	0	0	2898465	0	0	1226454	0	Bullish	Bullish	55.51	1.74	21,668.10	13:52:49	560014	6523	0	1035234	0	0	475220	-6523	Bullish	Bullish	104.81	1.85	48,156.90		
13:53:49	1663011	0	0	2898465	0	0	1226454	0	Bullish	Bearish	54.38	1.74	21,665.55	13:53:49	560014	0	0	1035234	0	0	475220	0	Bullish	Bullish	106.25	1.85	48,154.00		
13:54:47	1689457	26446	0	2871318	-18147	Long UW	1181861	-44593	Bullish	Bearish	52.60	1.7	21,665.55	13:54:47	560014	0	0	1036749	1515	0	476735	1515	Bullish	Bullish	108.23	1.85	48,154.00		
13:55:50	1689457	0	0	2871318	0	0	1181861	0	Bullish	Bearish	47.60	1.7	21,663.80	13:55:50	572629	12615	0	1036749	0	0	464120	-12615	Bullish	Bearish	61.96	1.81	48,126.00		
13:56:48	1689457	0	0	2871318	0	0	1181861	0	Bullish	Bearish	45.88	1.7	21,663.80	13:56:48	572635	6	0	1036749	0	0	464114	-6	Bullish	Bearish	39.00	1.81	48,126.00		
13:57:59	1685146	-4311	Short C	2876291	4973	0	1191145	9284	Bullish	Bearish	46.62	1.71	21,660.65	13:57:59	542601	-30034	Short C	1036749	0	0	494148	30034	Bullish	Bearish	69.31	1.91	48,127.60		
13:58:48	1685146	0	0	2876291	0	0	1191145	0	Bullish	Bearish	42.23	1.71	21,660.65	13:58:48	542594	-7	0	1004777	-31972	Long UW	462183	-31965	Bullish	Bullish	77.91	1.85	48,127.60		
13:59:47	1685146	0	0	2876291	0	0	1191145	0	Bullish	Bearish	39.07	1.71	21,658.45	13:59:47	542594	0	0	1004777	0	0	462183	0	Bullish	Bullish	52.39	1.85	48,124.65		
14:00:47	1685146	0	0	2866250	-10041	Long UW	1181104	-10041	Bullish	Bullish	41.05	1.7	21,656.90	14:00:47	547543	4949	0	1004777	0	0	457234	-4949	Bullish	Bullish	77.76	1.84	48,109.55		
14:01:47	1690124	4978	0	2866250	0	0	1176126	-4978	Bullish	Bearish	39.49	1.7	21,658.75	14:01:47	547774	231	0	1009454	4677	0	461680	4446	Bullish	Bullish	65.47	1.84	48,107.10		
14:02:47	1690124	0	0	2866250	0	0	1176126	0	Bullish	Bearish	39.49	1.7	21,660.20	14:02:47	547798	24	0	1009454	0	0	461656	-24	Bullish	Bearish	44.34	1.84	48,094.95		
14:03:47	1711597	21473	0	2871672	5422	0	1160075	-16051	Bullish	Bearish	30.57	1.68	21,652.95	14:03:47	547798	0	0	1008112	-1342	Long UW	460314	-1342	Bullish	Bearish	49.26				

Nifty ATM	Nifty Spot	Nifty Pre C	Nifty Open	Nifty High	Nifty Low	India VIX	Current Expiry	Exp High	21,756.50	70.85	Not Break	Resistanc	21650	BN ATM	BN Spot	BN Pre CL	BN Open	BN High	BN Low	India VIX	Thursday	Exp High	48,138.90	-142.30	Breakout	Resistanc	49000		
21650	21,658.60	21517.35	21,605.80	21,685.65	21,564.55	13.33	2024-01-04	Exp Low	21,455.10	109.45	Not Break	Support	21650	48200	48,195.85	47,704.95	47,805.40	48,281.20	47,738.15	13.33	Observer	Exp Low	47,471.90	266.25	Not Break	Support	48000		
Time	Call COI (Bearish ▼)	Call COI (+▲▼)	Short Covering	Put COI (Bullish ▲)	Put COI (+▲▼)	Long UW	NET Oi	+▲▼	Net Oi Signal	Price Action Signal	VPW Diff	Strike	Nifty PCR	Nifty LTP	Time	Call COI (Bearish ▼)	Call COI (+▲▼)	Short Covering	Put COI (Bullish ▲)	Put COI (+▲▼)	Long Unwinding	NET Oi	+▲▼	Net Oi Signal	Price Action Signal	VPW Diff	Strike	BN PCR	BN LTP
14:27:46	1722484	-3136	Short C	2812483	-39629	Long UW	1089999	-36493	Bullish	Bearish	22.40		1.63	21,650.80	14:27:46	556694	-96		1007178	-1900	Long UW	450484	-1804	Bullish	Bearish	89.04		1.81	48,112.35
14:28:47	1722484	0		2812483	0		1089999	0	Bullish	Bearish	17.46		1.63	21,647.40	14:28:47	556686	-8		1007101	-77		450415	-69	Bullish	Bearish	62.03		1.81	48,110.75
14:29:46	1722484	0		2812483	0		1089999	0	Bullish	Bearish	17.48		1.63	21,641.75	14:29:46	556686	0		1007101	0		450415	0	Bullish	Bearish	30.87		1.81	48,082.45
14:30:46	1681052	-41432	Short C	2767167	-45316	Long UW	1086115	-3884	Bullish	Bearish	20.13		1.65	21,644.80	14:30:46	556686	0		1007101	0		450415	0	Bullish	Bearish	71.72		1.81	48,079.95
14:31:47	1681052	0		2767167	0		1086115	0	Bullish	Bearish	24.82		1.65	21,648.05	14:31:47	546191	-10495	Short C	997165	-9936	Long UW	450974	559	Bullish	Bullish	82.39		1.83	48,108.05
14:32:47	1681052	0		2767167	0		1086115	0	Bullish	Bullish	29.83		1.65	21,654.85	14:32:47	546191	0		997165	0		450974	0	Bullish	Bullish	102.49		1.83	48,124.95
14:33:49	1681052	0		2767167	0		1086115	0	Bullish	Bearish	24.94		1.65	21,646.85	14:33:49	540406	-5785	Short C	993898	-3267	Long UW	453492	2518	Bullish	Bullish	100.96		1.84	48,116.00
14:34:47	1687793	6741		2770667	3500		1082874	-3241	Bullish	Bearish	19.90		1.64	21,646.85	14:34:47	540340	-66		993898	0		453558	66	Bullish	Bullish	87.93		1.84	48,116.00
14:35:48	1687793	0		2770667	0		1082874	0	Bullish	Bearish	18.99		1.64	21,643.50	14:35:48	540340	0		993898	0		453558	0	Bullish	Bullish	80.02		1.84	48,108.25
14:36:46	1687793	0		2770667	0		1082874	0	Bullish	Bearish	18.27		1.64	21,643.50	14:36:46	540340	0		997838	3940		457498	3940	Bullish	Bullish	91.30		1.85	48,108.25
14:37:49	1694518	6725		2790146	19479		1095628	12754	Bullish	Bearish	19.45		1.65	21,645.70	14:37:49	540012	-328		998150	312		458138	640	Bullish	Bearish	94.50		1.85	48,115.50
14:38:46	1694518	0		2790146	0		1095628	0	Bullish	Bearish	20.44		1.65	21,645.70	14:38:46	540012	0		998150	0		458138	0	Bullish	Bullish	109.38		1.85	48,115.50
14:39:48	1683747	-10771	Short C	2749884	-40262	Long UW	1066137	-29491	Bullish	Bearish	23.29		1.63	21,647.60	14:39:48	540009	-3		998150	0		458141	3	Bullish	Bullish	124.51		1.85	48,135.85
14:40:47	1683747	0		2749884	0		1066137	0	Bullish	Bearish	23.29		1.63	21,647.75	14:40:47	540009	0		998150	0		458141	0	Bullish	Bullish	124.51		1.85	48,134.85
14:41:47	1683747	0		2749884	0		1066137	0	Bullish	Bearish	21.57		1.63	21,645.15	14:41:47	533467	-6542	Short C	1006000	7850		472533	14392	Bullish	Bullish	129.18		1.89	48,139.60
14:42:46	1683747	0		2734251	-15633	Long UW	1050504	-15633	Bullish	Bullish	23.40		1.62	21,646.15	14:42:46	533467	0		1014193	8193		480726	8193	Bullish	Bullish	123.93		1.9	48,143.15
14:43:47	1683747	0		2734251	0		1050504	0	Bullish	Bullish	23.40		1.62	21,648.50	14:43:47	533467	0		1014193	0		480726	0	Bullish	Bullish	123.93		1.9	48,147.15
14:44:48	1667843	-15904	Short C	2734251	0		1066408	15904	Bullish	Bullish	21.15		1.64	21,649.10	14:44:48	534183	716		1014193	0		480010	-716	Bullish	Bullish	102.12		1.9	48,149.40
14:45:48	1667843	0		2734251	0		1066408	0	Bullish	Bearish	18.17		1.64	21,644.35	14:45:48	540021	5838		1014193	0		474172	-5838	Bullish	Bullish	90.91		1.88	48,140.65
14:46:48	1654509	-13334	Short C	2690299	-43952	Long UW	1035790	-30618	Bullish	Bearish	17.69		1.63	21,644.90	14:46:48	540015	-6		1010854	-3339	Long UW	470839	-3333	Bullish	Bullish	109.54		1.87	48,136.70
14:47:48	1654509	0		2690299	0		1035790	0	Bullish	Bullish	22.41		1.63	21,648.90	14:47:48	540015	0		1010854	0		470839	0	Bullish	Bullish	122.43		1.87	48,143.70
14:48:47	1655673	1164		2690299	0		1034626	-1164	Bullish	Bullish	22.88		1.62	21,648.90	14:48:47	540015	0		1010854	0		470839	0	Bullish	Bullish	114.43		1.87	48,143.70
14:49:47	1655673	0		2660828	-29471	Long UW	1005155	-29471	Bullish	Bullish	26.43		1.61	21,651.55	14:49:47	539890	-125		1012984	2130		473094	2255	Bullish	Bullish	109.40		1.88	48,146.10
14:50:48	1655673	0		2660828	0		1005155	0	Bullish	Bullish	25.46		1.61	21,650.05	14:50:48	539890	0		1012984	0		473094	0	Bullish	Bullish	114.35		1.88	48,144.10
14:51:48	1655673	0		2618018	-42810	Long UW	962345	-42810	Bullish	Bullish	26.12		1.58	21,651.80	14:51:48	539890	0		1012984	0		473094	0	Bullish	Bullish	111.41		1.88	48,142.30
14:52:47	1657534	1861		2618018	0		960484	-1861	Bullish	Bullish	23.17		1.58	21,651.80	14:52:47	536838	-3052	Short C	1008723	-4261	Long UW	471885	-1209	Bullish	Bullish	93.97		1.88	48,142.30
14:53:47	1657534	0		2618018	0		960484	0	Bullish	Bullish	22.70		1.58	21,648.45	14:53:47	536880	42		1008723	0		471843	-42	Bullish	Bearish	99.78		1.88	48,132.20
14:54:47	1605972	-51562	Short C	2521378	-96640	Long UW	915406	-45078	Bullish	Bullish	27.68		1.57	21,648.95	14:54:47	536818	-62		1008723	0		471905	62	Bullish	Bearish	98.94		1.88	48,132.35
14:55:47	1605972	0		2520881	-497		914909	-497	Bullish	Bullish	27.30		1.57	21,650.05	14:55:47	536768	-50		1008277	-446		471509	-396	Bullish	Bearish	92.07		1.88	48,136.90
14:56:47	1605972	0		2520881	0		914909	0	Bullish	Bearish	26.28		1.57	21,648.35	14:56:47	536768	0		1008277	0		471509	0	Bullish	Bearish	81.67		1.88	48,132.20
14:57:47	1605972	0		2520881	0		914909	0	Bullish	Bearish	29.99		1.57	21,648.00	14:57:47	536768	0		993450	-14827	Long UW	456682	-14827	Bullish	Bearish	107.92		1.85	48,127.60
14:58:47	1589030	-16942	Short C	2466318	-54563	Long UW	877288	-37621	Bullish	Bullish	26.15		1.55	21,648.90	14:58:47	529757	-7011	Short C	993450	0		463693	7011	Bullish	Bearish	93.16		1.88	48,137.30
14:59:47	1589030	0		2466318	0		877288	0	Bullish	Bullish	26.15		1.55	21,649.55	14:59:47	529757	0		993450	0		463693	0	Bullish	Bearish	93.16		1.88	48,134.95
15:00:48	1589030	0		2466318	0		877288	0	Bullish	Bearish	28.41		1.55	21,648.30	15:00:48	523462	-6295	Short C	993450	0		469988	6295	Bullish	Bearish	84.84		1.9	48,125.20
15:01:47	1544977	-44053	Short C	2412302	-54016	Long UW	867325	-9963	Bullish	Bullish	28.41		1.56	21,662.80	15:01:47	523462	0		984915	-8535	Long UW	461453	-8535	Bullish	Bullish	104.56		1.88	48,148.20
15:02:49	1544977	0		2412302	0		867325	0	Bullish	Bullish	33.74		1.56	21,652.60	15:02:49	523462	0		984915	0		461453	0	Bullish	Bullish	107.92		1.88	48,146.60
15:03:46	1461236	-83741	Short C	2412302	0		951066	83741	Bullish	Bearish	34.42		1.65	21,648.30	15:03:46	522010	-1452	Short C	984915	0		462905	1452	Bullish	Bullish	99.83		1.89	48,147.50
15:04:46	1461236	0		2294092	-118210	Long UW	832856	-118210	Bullish	Bearish	33.20		1.57	21,649.80	15:04:46	521999	-11		990076	5161		468077	5172	Bullish	Bullish	108.58		1.9	48,149.05
15:05:47	1461236	0		2294092	0		832856	0	Bullish	Bearish	36.57		1.57	21,649.80															

Nifty ATM	Nifty Spot	Nifty Pre CL	Nifty Open	Nifty High	Nifty Low	India VIX	Current Expiry	Exp High	21,756.50	70.85	Not Break	Resistanc	21650	BN ATM	BN Spot	BN Pre CL	BN Open	BN High	BN Low	India VIX	Thursday		Exp High	48,138.90	-142.30	Breakout	Resistanc	49000	
21650	21,658.60	21517.35	21,605.80	21,685.65	21,564.55	13.33	2024-01-04	Exp Low	21,455.10	109.45	Not Break	Support	21650	48200	48,195.85	47,704.95	47,805.40	48,281.20	47,738.15	13.33			Exp Low	47,471.90	266.25	Not Break	Support	48000	
Time	Call COI (Bearish ▼)	Call COI (+▲-▼)	Short Covering	Put COI (Bullish ▲)	Put COI (+▲-▼)	Long UW	NET Oi	+▲-▼	Net Oi Signal	Price Action Signal	VWAP Diff	Strike	Nifty PCR	Nifty LTP	Time	Call COI (Bearish ▼)	Call COI (+▲-▼)	Short Covering	Put COI (Bullish ▲)	Put COI (+▲-▼)	Long Unwinding	NET Oi	+▲-▼	Net Oi Signal	Price Action Signal	VWAP Diff	Strike	BN PCR	BN LTP
09:15:49	380093	0	0	86206	0	0	-293887	0	Bearish	Wait	13.83	21550	0.23	21,572.30	09:15:49	210972	0	0	199141	0	0	-11831	0	Bearish	Wait	-19.57	47800	0.94	47,796.35
09:16:47	380093	0	0	86206	0	0	-293887	0	Bearish	Wait	7.34	21600	0.23	21,593.10	09:16:47	138158	-72814	Short C	99469	-99672	Long UW	-38689	-26858	Bearish	Wait	-5.09	47800	0.72	47,821.90
09:17:46	380093	0	0	86206	0	0	-293887	0	Bearish	Wait	7.34	21600	0.23	21,594.20	09:17:46	138158	0	0	99469	0	0	-38689	0	Bearish	Wait	-5.09	47800	0.72	47,833.70
09:18:47	380093	0	0	86206	0	0	-293887	0	Bearish	Wait	16.97	21600	0.23	21,596.10	09:18:47	138158	0	0	159977	60508	0	21819	60508	Bullish	Wait	6.50	47800	1.16	47,835.35
09:19:48	558954	178861	0	361925	275719	0	-197029	96858	Bearish	Wait	14.96	21600	0.65	21,602.10	09:19:48	231484	93326	0	170369	10392	0	-61115	-82934	Bearish	Wait	14.16	47800	0.74	47,831.00
09:20:47	614180	55226	0	361925	0	0	-252255	-55226	Bearish	Wait	15.28	21600	0.59	21,602.10	09:20:47	254861	23377	0	170369	0	0	-84492	-23377	Bearish	Wait	19.66	47800	0.67	47,831.00
09:21:47	614180	0	0	622704	260779	0	8524	260779	Bullish	Wait	21.78	21600	1.01	21,608.50	09:21:47	307913	53052	0	236456	66087	0	-71457	13035	Bearish	Wait	0.57	47900	0.77	47,851.10
09:22:47	702144	87964	0	622704	0	0	-79440	-87964	Bearish	Wait	18.38	21600	0.89	21,614.45	09:22:47	307913	0	0	236456	0	0	-71457	0	Bearish	Wait	-13.70	47800	0.77	47,835.50
09:23:47	702144	0	0	622704	0	0	-79440	0	Bearish	Wait	19.25	21600	0.89	21,613.40	09:23:47	307913	0	0	236456	0	0	-71457	0	Bearish	Wait	-11.57	47800	0.77	47,824.05
09:24:49	834370	132226	0	841930	219226	0	7560	87000	Bullish	Wait	19.51	21600	1.01	21,611.75	09:24:49	380136	72223	0	279301	42845	0	-100835	-29378	Bearish	Wait	-10.81	47800	0.73	47,809.15
09:25:48	834370	0	0	841930	0	0	7560	0	Bullish	Wait	19.92	21600	1.01	21,607.70	09:25:48	380136	0	0	279301	0	0	-100835	0	Bearish	Wait	-14.86	47800	0.73	47,806.10
09:26:47	834370	0	0	841930	0	0	7560	0	Bullish	Wait	16.75	21600	1.01	21,607.70	09:26:47	380136	0	0	279301	0	0	-100835	0	Bearish	Wait	-27.66	47800	0.73	47,806.10
09:27:48	950898	116528	0	981930	140000	0	31032	23472	Bullish	Wait	16.34	21600	1.03	21,613.95	09:27:48	438148	58012	0	309837	30536	0	-128311	-27476	Bearish	Wait	-16.54	47800	0.71	47,817.25
09:28:48	950898	0	0	981930	0	0	31032	0	Bullish	Bullish	23.93	21600	1.03	21,618.10	09:28:48	438151	3	0	309837	0	0	-128314	-3	Bearish	Bullish	-0.87	47800	0.71	47,825.60
09:29:48	950898	0	0	981930	0	0	31032	0	Bullish	Bullish	22.65	21600	1.03	21,621.70	09:29:48	438151	0	0	309837	0	0	-128314	0	Bearish	Bullish	15.23	47800	0.71	47,848.35
09:30:49	979719	28821	0	1104484	122554	0	124765	93733	Bullish	Bullish	26.19	21600	1.13	21,621.30	09:30:49	459575	21424	0	338104	28267	0	-121471	6843	Bearish	Bullish	15.03	47900	0.74	47,867.60
09:31:48	979719	0	0	1104484	0	0	124765	0	Bullish	Bullish	23.57	21600	1.13	21,619.00	09:31:48	459575	0	0	338104	0	0	-121471	0	Bearish	Bullish	52.14	47900	0.74	47,873.85
09:32:47	979719	0	0	1104484	0	0	124765	0	Bullish	Bullish	23.57	21600	1.13	21,619.00	09:32:47	459575	0	0	338104	0	0	-121471	0	Bearish	Bullish	52.14	47900	0.74	47,873.85
09:33:49	1077814	98095	0	1218873	114389	0	141059	16294	Bullish	Bullish	18.82	21600	1.13	21,611.35	09:33:49	463490	3915	0	374734	36630	0	-88756	32715	Bearish	Bullish	34.93	47900	0.81	47,867.65
09:34:50	1077814	0	0	1218873	0	0	141059	0	Bullish	Bullish	12.63	21600	1.13	21,611.35	09:34:50	463490	0	0	374734	0	0	-88756	0	Bearish	Bullish	16.90	47900	0.81	47,867.65
09:35:48	1077814	0	0	1218873	0	0	141059	0	Bullish	Bearish	11.65	21600	1.13	21,601.85	09:35:48	463490	0	0	374734	0	0	-88756	0	Bearish	Bullish	2.15	47800	0.81	47,847.50
09:36:49	1175517	97703	0	1307454	88581	0	131937	-9122	Bullish	Bearish	12.23	21600	1.11	21,599.55	09:36:49	477737	14247	0	394716	19982	0	-83021	5735	Bearish	Bullish	-2.80	47800	0.83	47,824.35
09:37:48	1175517	0	0	1307454	0	0	131937	0	Bullish	Bearish	12.24	21600	1.11	21,603.20	09:37:48	477737	0	0	394716	0	0	-83021	0	Bearish	Bullish	-1.50	47800	0.83	47,839.00
09:38:48	1150745	-24772	Short C	1355693	48239	0	204948	73011	Bullish	Bullish	27.25	21600	1.18	21,620.60	09:38:48	477737	0	0	394716	0	0	-83021	0	Bearish	Bullish	63.57	47900	0.83	47,886.30
09:39:49	1150745	0	0	1355693	0	0	204948	0	Bullish	Bullish	24.71	21600	1.18	21,612.75	09:39:49	464414	-13323	Short C	408818	14102	0	-55596	27425	Bearish	Bullish	44.34	47900	0.88	47,874.70
09:40:48	1150745	0	0	1355693	0	0	204948	0	Bullish	Bearish	21.12	21600	1.18	21,606.50	09:40:48	464414	0	0	408818	0	0	-55596	0	Bearish	Bullish	43.07	47900	0.88	47,885.05
09:41:48	1150745	0	0	1355693	0	0	204948	0	Bullish	Bearish	17.62	21600	1.18	21,606.50	09:41:48	464414	0	0	408818	0	0	-55596	0	Bearish	Bullish	40.06	47900	0.88	47,885.05
09:42:48	1230201	79456	0	1435915	80222	0	205714	766	Bullish	Bearish	16.38	21600	1.17	21,609.15	09:42:48	483661	19247	0	434210	25392	0	-49451	6145	Bearish	Bullish	40.06	47900	0.9	47,871.95
09:43:48	1230201	0	0	1435915	0	0	205714	0	Bullish	Bearish	14.80	21600	1.17	21,608.00	09:43:48	483661	0	0	434210	0	0	-49451	0	Bearish	Bullish	24.99	47900	0.9	47,881.70
09:44:47	1230201	0	0	1435915	0	0	205714	0	Bullish	Bearish	16.02	21600	1.17	21,608.00	09:44:47	483661	0	0	434210	0	0	-49451	0	Bearish	Bullish	45.78	47900	0.9	47,881.70
09:45:47	1278145	47944	0	1484069	48154	0	205924	210	Bullish	Bearish	20.44	21600	1.16	21,608.25	09:45:47	492714	9053	0	443789	9579	0	-48925	526	Bearish	Bullish	52.16	47900	0.9	47,890.10
09:46:47	1278145	0	0	1484069	0	0	205924	0	Bullish	Bullish	22.80	21600	1.16	21,614.50	09:46:47	492714	0	0	443789	0	0	-48925	0	Bearish	Bullish	38.58	47900	0.9	47,898.20
09:47:47	1278145	0	0	1484069	0	0	205924	0	Bullish	Bearish	14.80	21600	1.16	21,608.00	09:47:47	492714	0	0	443789	0	0	-48925	0	Bearish	Bullish	24.99	47900	0.9	47,893.00
09:48:47	1278145	0	0	1484069	0	0	205924	0	Bullish	Bullish	14.80	21600	1.16	21,608.00	09:48:47	492714	0	0	443789	0	0	-48925	0	Bearish	Bullish	24.99	47900	0.9	47,893.00
09:49:47	1319215	41070	0	1535435	51366	0	216220	10296	Bullish	Bullish	10.46	21600	1.16	21,602.50	09:49:47	504087	11373	0	466664	22875	0	-37423	11502	Bearish	Bullish	26.26	47900	0.93	47,875.80
09:50:47	1319215	0	0	1535435	0	0	216220	0	Bullish	Bearish	16.02	21600	1.16	21,602.50	09:50:47	504087	0	0	466664	0	0	-37423	0	Bearish	Bullish	28.85	47900	0.93	47,875.80
09:51:47	1417445	98230	0	1566456	31021	0	149011	-67209	Bullish	Bearish	16.02	21600	1.11	21,603.65	09:51:47	511695	7608	0											


Nifty ATM	Nifty Spot	Nifty Pre CL	Nifty Open	Nifty High	Nifty Low	India VIX	Current Expiry	Exp High	21,756.50	70.85	Not Break	Resistanc	21650	BN ATM	BN Spot	BN Pre CL	BN Open	BN High	BN Low	India VIX	Thursday	Exp High	48,138.90	-142.30	Breakout	Resistanc	49000		
21650	21,658.60	21517.35	21,605.80	21,685.65	21,564.55	13.33	2024-01-04	Exp Low	21,455.10	109.45	Not Break	Support	21650	48200	48,195.85	47,704.95	47,805.40	48,281.20	47,738.15	13.33		Exp Low	47,471.90	266.25	Not Break	Support	48000		
Time	Call COI (Bearish ▼)	Call COI (+▲▼)	Short Covering	Put COI (Bullish ▲)	Put COI (+▲▼)	Long UW	NET Oi	+▲▼	Net Oi Signal	Price Action Signal	VWAP Diff	Strike	Nifty PCR	Nifty LTP	Time	Call COI (Bearish ▼)	Call COI (+▲▼)	Short Covering	Put COI (Bullish ▲)	Put COI (+▲▼)	Long Unwinding	NET Oi	+▲▼	Net Oi Signal	Price Action Signal	VWAP Diff	Strike	BN PCR	BN LTP
10:17:48	1263902	0		1897718	0		633816	0	Bullish	Bullish	40.94	21650	1.5	21,636.10	10:17:48	478786	0		618268	0		139482	0	Bullish	Bullish	99.05	48000	1.29	47,984.05
10:18:47	1195304	-68598	Short C	1941235	43517		745931	112115	Bullish	Bullish	42.45	21650	1.62	21,636.10	10:18:47	492473	13687		631490	13222		139017	-465	Bullish	Bullish	92.95	48000	1.28	47,984.05
10:19:49	1195304	0		1941235	0		745931	0	Bullish	Bullish	48.12	21650	1.62	21,641.90	10:19:49	492404	-69		631490	0		139086	69	Bullish	Bullish	88.51	48000	1.28	47,982.25
10:20:54	1195304	0		2015271	74036		819967	74036	Bullish	Bullish	41.71	21650	1.69	21,639.90	10:20:54	492404	0		631490	0		139086	0	Bullish	Bullish	84.29	48000	1.28	47,987.40
10:21:50	1166716	-28588	Short C	2015271	0		848555	28588	Bullish	Bullish	44.15	21650	1.73	21,644.70	10:21:50	497835	5431		637501	6011		139666	580	Bullish	Bullish	108.07	48000	1.28	48,014.25
10:22:48	1166716	0		2015271	0		848555	0	Bullish	Bullish	39.86	21650	1.73	21,644.70	10:22:48	497835	0		637501	0		139666	0	Bullish	Bullish	92.02	48000	1.28	48,014.25
10:23:48	1166716	0		2015271	0		848555	0	Bullish	Bullish	41.64	21650	1.73	21,641.00	10:23:48	497835	0		637501	0		139666	0	Bullish	Bullish	93.60	48000	1.28	47,993.95
10:24:48	1116550	-50166	Short C	2072919	57648		956369	107814	Bullish	Bullish	37.76	21650	1.86	21,637.10	10:24:48	468015	-29820	Short C	658826	21325		190811	51145	Bullish	Bullish	93.60	48000	1.41	47,976.35
10:25:49	1116550	0		2072919	0		956369	0	Bullish	Bullish	37.76	21650	1.86	21,632.75	10:25:49	468015	0		658826	0		190811	0	Bullish	Bullish	86.87	48000	1.41	47,978.65
10:26:47	1136162	19612		2072919	0		936757	-19612	Bullish	Bullish	31.22	21650	1.82	21,633.40	10:26:47	468015	0		658826	0		190811	0	Bullish	Bullish	58.63	48000	1.41	47,974.15
10:27:47	1136162	0		2136092	63173		999930	63173	Bullish	Bearish	30.12	21650	1.88	21,628.65	10:27:47	476007	7992		668909	10083		192902	2091	Bullish	Bearish	58.59	48000	1.41	47,956.75
10:28:47	1136162	0		2136092	0		999930	0	Bullish	Bearish	30.12	21650	1.88	21,628.65	10:28:47	476007	0		668909	0		192902	0	Bullish	Bearish	58.59	48000	1.41	47,956.75
10:29:47	1136162	0		2136092	0		999930	0	Bullish	Bearish	31.07	21650	1.88	21,632.30	10:29:47	476010	3		668909	0		192899	-3	Bullish	Bearish	59.65	48000	1.41	47,954.15
10:30:46	1136162	0		2136092	0		999930	0	Bullish	Bearish	31.07	21650	1.88	21,635.00	10:30:46	476010	0		668909	0		192899	0	Bullish	Bearish	59.65	48000	1.41	47,961.25
10:31:47	1150275	14113		2186068	49976		1035793	35863	Bullish	Bullish	39.33	21650	1.9	21,636.50	10:31:47	477475	1465		678964	10055		201489	8590	Bullish	Bearish	87.28	48000	1.42	47,971.60
10:32:48	1150275	0		2186068	0		1035793	0	Bullish	Bearish	37.06	21650	1.9	21,636.65	10:32:48	477475	0		678964	0		201489	0	Bullish	Bearish	69.34	48000	1.42	47,974.30
10:33:52	1150275	0		2186068	0		1035793	0	Bullish	Bearish	35.30	21650	1.9	21,634.55	10:33:52	477475	0		678964	0		201489	0	Bullish	Bearish	62.79	48000	1.42	47,960.15
10:34:47	1150275	0		2186068	0		1035793	0	Bullish	Bearish	34.25	21650	1.9	21,637.50	10:34:47	477475	0		678964	0		201489	0	Bullish	Bearish	57.02	48000	1.42	47,959.35
10:35:47	1150275	0		2186068	0		1035793	0	Bullish	Bearish	34.25	21650	1.9	21,637.50	10:35:47	477475	0		678964	0		201489	0	Bullish	Bearish	57.02	48000	1.42	47,959.35
10:36:46	1150275	0		2186068	0		1035793	0	Bullish	Bearish	35.49	21650	1.9	21,640.85	10:36:46	477475	0		678964	0		201489	0	Bullish	Bearish	55.18	48000	1.42	47,968.95
10:37:48	1150275	0		2186068	0		1035793	0	Bullish	Bearish	39.28	21650	1.9	21,635.45	10:37:48	477475	0		678964	0		201489	0	Bullish	Bearish	72.59	48000	1.42	47,973.00
10:38:46	1150275	0		2186068	0		1035793	0	Bullish	Bullish	39.28	21650	1.9	21,635.45	10:38:46	477475	0		678964	0		201489	0	Bullish	Bearish	72.59	48000	1.42	47,973.00
10:39:47	1150275	0		2186068	0		1035793	0	Bullish	Bullish	41.12	21650	1.9	21,636.45	10:39:47	477475	0		678964	0		201489	0	Bullish	Bearish	79.82	48000	1.42	47,968.15
10:40:47	1150275	0		2186068	0		1035793	0	Bullish	Bullish	36.78	21650	1.9	21,639.15	10:40:47	477475	0		678964	0		201489	0	Bullish	Bullish	76.57	48000	1.42	47,961.90
10:41:57	1150275	0		2186068	0		1035793	0	Bullish	Bullish	39.94	21650	1.9	21,640.00	10:41:57	477475	0		678964	0		201489	0	Bullish	Bullish	85.24	48000	1.42	47,975.35
10:42:48	1150275	0		2186068	0		1035793	0	Bullish	Bullish	41.09	21650	1.9	21,641.75	10:42:48	477475	0		678964	0		201489	0	Bullish	Bullish	86.91	48000	1.42	47,994.75
10:43:55	1150275	0		2186068	0		1035793	0	Bullish	Bullish	35.61	21650	1.9	21,637.95	10:43:55	477475	0		678964	0		201489	0	Bullish	Bullish	68.37	48000	1.42	47,982.50
10:45:05	1150275	0		2186068	0		1035793	0	Bullish	Bullish	37.93	21650	1.9	21,640.40	10:45:05	477475	0		678964	0		201489	0	Bullish	Bullish	79.57	48000	1.42	47,990.60
10:45:48	1150275	0		2186068	0		1035793	0	Bullish	Bearish	35.57	21650	1.9	21,635.85	10:45:48	477475	0		678964	0		201489	0	Bullish	Bullish	77.32	48000	1.42	47,988.60
10:46:48	1150275	0		2186068	0		1035793	0	Bullish	Bullish	35.57	21650	1.9	21,637.50	10:46:48	477475	0		678964	0		201489	0	Bullish	Bullish	77.32	48000	1.42	47,983.50
10:47:47	1150275	0		2369395	183327		1219120	183327	Bullish	Bearish	34.32	21650	2.06	21,636.50	10:47:47	477475	0		678964	0		201489	0	Bullish	Bullish	69.31	48000	1.42	47,971.75
10:48:48	1150275	0		2369395	0		1219120	0	Bullish	Bearish	34.32	21650	2.06	21,636.50	10:48:48	477475	0		678964	0		201489	0	Bullish	Bullish	69.31	48000	1.42	47,971.75
10:49:47	1305759	155484		2391228	21833		1085469	-133651	Bullish	Bearish	31.23	21650	1.83	21,637.15	10:49:47	498381	20906		699097	20133		200716	-773	Bullish	Bullish	51.36	48000	1.4	47,974.25
10:50:47	1305759	0		2391228	0		1085469	0	Bullish	Bearish	27.80	21650	1.83	21,633.90	10:50:47	498382	1		699097	0		200715	-1	Bullish	Bearish	36.80	48000	1.4	47,970.15
10:51:47	1323050	17291		2433892	42664		1110842	25373	Bullish	Bearish	26.80	21650	1.84	21,632.45	10:51:47	505156	6774		685307	-13790	Long UW	180151	-20564	Bullish	Bearish	46.40	48000	1.36	47,957.05
10:52:47	1323050	0		2433892	0		1110842	0	Bullish	Bearish	26.80	21650	1.84	21,630.95	10:52:47	505156	0		685307	0		180151	0	Bullish	Bearish	46.40	48000	1.36	47,960.00
10:53:48	1323050	0		2433892	0		1110842	0	Bullish	Bearish	26.19	21650	1.84	21,629.85	10:53:48	505156	0		685307	0		180151	0	Bullish	Bearish	35.30	47900	1.36	47,945.70
10:54:47	1356936	33886		2440363	6471		1083427	-27415	Bullish	Bearish	26.61	21650	1.8	21,630.15	10:54:47	506627	1471		686123	816		179496	-655</						

Nifty ATM	Nifty Spot	Nifty Pre CL	Nifty Open	Nifty High	Nifty Low	India VIX	Current Expiry	Exp High	21,756.50	70.85	Not Break	Resistanc	21650	BN ATM	BN Spot	BN Pre CL	BN Open	BN High	BN Low	India VIX	Thursday		Exp High	48,138.90	-142.30	Breakout	Resistanc	49000	
21650	21,658.60	21517.35	21,605.80	21,685.65	21,564.55	13.33	2024-01-04	Exp Low	21,455.10	109.45	Not Break	Support	21650	48200	48,195.85	47,704.95	47,805.40	48,281.20	47,738.15	13.33		Exp Low	47,471.90	266.25	Not Break	Support	48000		
Time	Call COI (Bearish ▼)	Call COI (+▲+▼)	Short Covering	Put COI (Bullish ▲)	Put COI (+▲+▼)	Long UW	NET Oi	+▲▼	Net Oi Signal	Price Action Signal	VWAP Diff	Strike	Nifty PCR	Nifty LTP	Time	Call COI (Bearish ▼)	Call COI (+▲+▼)	Short Covering	Put COI (Bullish ▲)	Put COI (+▲+▼)	Long Unwinding	NET Oi	+▲▼	Net Oi Signal	Price Action Signal	VWAP Diff	Strike	BN PCR	BN LTP
11:21:47	1463350	-3158	Short C	2480029	-12215	Long UW	1016679	-9057	Bullish	Bearish	39.72	21650	1.69	21,644.80	11:21:47	436732	12119		951542	48990		514810	36871	Bullish	Bullish	220.27	48100	2.18	48,144.60
11:22:47	1463350	0		2480029	0		1016679	0	Bullish	Bearish	36.58	21650	1.69	21,646.05	11:22:47	436732	0		951542	0		514810	0	Bullish	Bullish	203.26	48100	2.18	48,149.45
11:23:47	1463350	0		2480029	0		1016679	0	Bullish	Bearish	38.12	21650	1.69	21,646.20	11:23:47	436732	0		951542	0		514810	0	Bullish	Bullish	209.61	48100	2.18	48,142.55
11:24:47	1474879	11529		2506786	26757		1031907	15228	Bullish	Bullish	38.31	21650	1.7	21,648.15	11:24:47	437948	1216		954433	2891		516485	1675	Bullish	Bullish	182.54	48100	2.18	48,135.95
11:25:48	1474879	0		2506786	0		1031907	0	Bullish	Bearish	35.42	21650	1.7	21,646.00	11:25:48	437984	36		954433	0		516449	-36	Bullish	Bullish	183.06	48100	2.18	48,133.95
11:26:46	1474879	0		2506786	0		1031907	0	Bullish	Bearish	35.42	21650	1.7	21,646.00	11:26:46	437984	0		954433	0		516449	0	Bullish	Bullish	183.06	48100	2.18	48,133.95
11:27:47	1489321	14442		2507894	1108		1018573	-13334	Bullish	Bearish	33.95	21650	1.68	21,645.60	11:27:47	445454	7470		958693	4260		513239	-3210	Bullish	Bullish	168.20	48100	2.15	48,132.60
11:28:47	1489321	0		2507894	0		1018573	0	Bullish	Bearish	29.55	21650	1.68	21,646.70	11:28:47	445453	-1		958693	0		513240	1	Bullish	Bullish	164.95	48100	2.15	48,118.15
11:29:47	1489321	0		2507894	0		1018573	0	Bullish	Bearish	33.14	21650	1.68	21,648.65	11:29:47	445453	0		958693	0		513240	0	Bullish	Bullish	168.40	48100	2.15	48,123.25
11:30:48	1504076	14755		2507194	-700		1003118	-15455	Bullish	Bearish	35.06	21650	1.67	21,648.65	11:30:48	453278	7825		958401	-292		505123	-8117	Bullish	Bearish	146.45	48100	2.11	48,123.25
11:31:48	1504076	0		2507194	0		1003118	0	Bullish	Bearish	36.06	21650	1.67	21,646.25	11:31:48	453278	0		958401	0		505123	0	Bullish	Bearish	141.99	48100	2.11	48,105.55
11:32:48	1504076	0		2507194	0		1003118	0	Bullish	Bearish	37.00	21650	1.67	21,647.60	11:32:48	453278	0		958401	0		505123	0	Bullish	Bearish	149.56	48100	2.11	48,116.95
11:33:47	1532082	28006		2529533	22339		997451	-5667	Bullish	Bullish	33.02	21650	1.65	21,647.60	11:33:47	462902	9624		958401	0		495499	-9624	Bullish	Bearish	145.20	48100	2.07	48,116.95
11:34:49	1532082	0		2529533	0		997451	0	Bullish	Bearish	33.87	21650	1.65	21,643.10	11:34:49	462902	0		944253	-14148	Long UW	481351	-14148	Bullish	Bearish	140.66	48100	2.04	48,084.95
11:35:47	1532082	0		2529533	0		997451	0	Bullish	Bearish	28.80	21650	1.65	21,643.10	11:35:47	462902	0		944253	0		481351	0	Bullish	Bearish	127.63	48100	2.04	48,084.95
11:36:48	1543984	11902		2555381	25848		1011397	13946	Bullish	Bearish	29.21	21650	1.66	21,638.75	11:36:48	464243	1341		939272	-4981	Long UW	475029	-6322	Bullish	Bearish	138.89	48100	2.02	48,088.20
11:37:47	1543984	0		2555381	0		1011397	0	Bullish	Bearish	35.60	21650	1.66	21,639.65	11:37:47	464243	0		939272	0		475029	0	Bullish	Bearish	144.95	48100	2.02	48,091.30
11:38:48	1543984	0		2555381	0		1011397	0	Bullish	Bearish	33.72	21650	1.66	21,645.05	11:38:48	464243	0		939272	0		475029	0	Bullish	Bearish	160.92	48100	2.02	48,108.95
11:39:47	1505270	-38714	Short C	2586584	31203		1081314	69917	Bullish	Bearish	33.61	21650	1.72	21,645.05	11:39:47	462860	-1383	Short C	934752	-4520	Long UW	471892	-3137	Bullish	Bearish	133.60	48100	2.02	48,108.95
11:40:47	1505270	0		2586584	0		1081314	0	Bullish	Bearish	33.66	21650	1.72	21,641.05	11:40:47	462813	-47		934752	0		471939	47	Bullish	Bearish	126.92	48100	2.02	48,097.30
11:41:47	1505270	0		2586584	0		1081314	0	Bullish	Bearish	36.56	21650	1.72	21,641.60	11:41:47	462813	0		934752	0		471939	0	Bullish	Bearish	140.51	48100	2.02	48,096.30
11:42:47	1508145	2875		2626722	40138		1118577	37263	Bullish	Bearish	39.35	21650	1.74	21,642.90	11:42:47	462813	0		934752	0		471939	0	Bullish	Bearish	149.86	48100	2.02	48,104.00
11:43:47	1508145	0		2626722	0		1118577	0	Bullish	Bearish	35.92	21650	1.74	21,641.85	11:43:47	466711	3898		930057	-4695	Long UW	463346	-8593	Bullish	Bearish	147.06	48100	1.99	48,101.20
11:44:47	1508145	0		2626722	0		1118577	0	Bullish	Bearish	37.35	21650	1.74	21,644.20	11:44:47	466711	0		930057	0		463346	0	Bullish	Bullish	129.00	48100	1.99	48,105.60
11:45:48	1514409	6264		2652714	25992		1138305	19728	Bullish	Bearish	36.61	21650	1.75	21,640.50	11:45:48	481380	14669		920901	-9156	Long UW	439521	-23825	Bullish	Bearish	130.17	48100	1.91	48,102.25
11:46:47	1514409	0		2652714	0		1138305	0	Bullish	Bearish	36.61	21650	1.75	21,640.50	11:46:47	481377	-3		920901	0		439524	3	Bullish	Bearish	133.47	48100	1.91	48,102.25
11:47:47	1514409	0		2652714	0		1138305	0	Bullish	Bearish	38.18	21650	1.75	21,642.05	11:47:47	481377	0		920901	0		439524	0	Bullish	Bullish	135.72	48100	1.91	48,102.10
11:48:46	1514409	0		2652714	0		1138305	0	Bullish	Bearish	38.18	21650	1.75	21,642.75	11:48:46	481377	0		920901	0		439524	0	Bullish	Bullish	135.72	48100	1.91	48,106.30
11:49:47	1502736	-11673	Short C	2675523	22809		1172787	34482	Bullish	Bullish	44.34	21650	1.78	21,643.55	11:49:47	483687	2310		919931	-970		436244	-3280	Bullish	Bullish	153.90	48100	1.9	48,125.60
11:50:47	1502736	0		2675523	0		1172787	0	Bullish	Bullish	42.53	21650	1.78	21,644.05	11:50:47	483687	0		919931	0		436244	0	Bullish	Bullish	157.54	48100	1.9	48,128.30
11:51:47	1491572	-11164	Short C	2687279	11756		1195707	22920	Bullish	Bullish	44.75	21650	1.8	21,645.80	11:51:47	483985	298		927543	7612		443558	7314	Bullish	Bullish	159.77	48100	1.92	48,122.05
11:52:48	1491572	0		2687279	0		1195707	0	Bullish	Bearish	44.13	21650	1.8	21,643.50	11:52:48	483964	-21		927543	0		443579	21	Bullish	Bearish	144.38	48100	1.92	48,099.05
11:53:49	1491572	0		2687279	0		1195707	0	Bullish	Bullish	43.00	21650	1.8	21,642.95	11:53:49	483964	0		927543	0		443579	0	Bullish	Bullish	154.40	48100	1.92	48,103.10
11:54:48	1490651	-921		2710325	23046		1219674	23967	Bullish	Bullish	40.22	21650	1.82	21,642.95	11:54:48	484959	995		927543	0		442584	-995	Bullish	Bullish	140.60	48100	1.91	48,103.10
11:55:48	1490651	0		2710325	0		1219674	0	Bullish	Bearish	40.24	21650	1.82	21,642.50	11:55:48	484959	0		933713	6170		448754	6170	Bullish	Bullish	142.83	48100	1.93	48,105.80
11:56:48	1490651	0		2710325	0		1219674	0	Bullish	Bullish	37.00	21650	1.82	21,642.50	11:56:48	484954	-5		933713	0		448759	5	Bullish	Bullish	133.41	48100	1.93	48,105.80
11:57:46	1490651	0		2718546	8221		1278985	8221	Bullish	Bearish	40.36	21650	1.82	21,641.05	11:57:46	486186	1232		934659	946		448473	-286	Bullish	Bearish	133.02	48100	1.92	48,093.50
11:58:47	1474350																												

Nifty ATM		Nifty Spot	Nifty Pre C	Nifty Open	Nifty High	Nifty Low	India VIX	Current Expiry	Exp High	21,756.50	70.85	Not Break	Resistanc	21650	BN ATM	BN Spot	BN Pre CL	BN Open	BN High	BN Low	India VIX	Thursday	Exp High	48,138.90	-142.30	Breakout	Resistanc	49000	
Time	Call COI (Bearish ▼)	Call COI (+▲-▼)	Short Covering	Put COI (Bullish ▲)	Put COI (+▲-▼)	Long UW	NET Oi	+▲-▼	Net Oi Signal	Price Action Signal	VWAP Diff	Strike	Nifty PCR	Nifty LTP	Time	Call COI (Bearish ▼)	Call COI (+▲-▼)	Short Covering	Put COI (Bullish ▲)	Put COI (+▲-▼)	Long Unwinding	NET Oi	+▲-▼	Net Oi Signal	Price Action Signal	VWAP Diff	Strike	BN PCR	BN LTP
21650	21,658.60	21517.35	21,605.80	21,685.65	21,564.55	13.33	2024-01-04	Exp Low	21,455.10	109.45	Not Break	Support	21650	48200	48,195.85	47,704.95	47,805.40	48,281.20	47,738.15	13.33	48200	48,138.90	47,471.90	266.25	Not Break	Support	48000		
12:23:47	1486276	0		2791133	0		1304857	0	Bullish	Bullish	43.95	21650	1.88	21,655.20	12:23:47	484137	7		986029	0		501892	-7	Bullish	Bullish	165.10	48100	2.04	48,144.00
12:24:47	1401235	-85041	Short C	2788286	-2847	Long UW	1387051	82194	Bullish	Bullish	51.81	21650	1.99	21,655.20	12:24:47	475424	-8713	Short C	986029	0		510605	8713	Bullish	Bullish	172.03	48100	2.07	48,144.00
12:25:47	1401235	0		2788286	0		1387051	0	Bullish	Bullish	55.32	21650	1.99	21,662.15	12:25:47	475424	0		985197	-832		509773	-832	Bullish	Bullish	200.07	48100	2.07	48,146.90
12:26:47	1401235	0		2788286	0		1387051	0	Bullish	Bullish	56.41	21650	1.99	21,659.35	12:26:47	475424	0		985197	0		509773	0	Bullish	Bullish	192.17	48100	2.07	48,142.10
12:27:47	1358279	-42956	Short C	2788286	0		1430007	42956	Bullish	Bullish	58.26	21650	2.05	21,659.35	12:27:47	480808	5384		999340	14143		518532	8759	Bullish	Bullish	191.82	48100	2.08	48,142.10
12:28:47	1358279	0		2799267	10981		1440988	10981	Bullish	Bullish	54.01	21650	2.06	21,663.45	12:28:47	480678	-130		999340	0		518662	130	Bullish	Bullish	174.70	48100	2.08	48,149.40
12:29:47	1358279	0		2799267	0		1440988	0	Bullish	Bullish	55.68	21650	2.06	21,661.80	12:29:47	480678	0		999340	0		518662	0	Bullish	Bullish	178.56	48100	2.08	48,146.05
12:30:48	1357089	-1190	Short C	2824349	25082		1467260	26272	Bullish	Bullish	54.57	21650	2.08	21,665.25	12:30:48	480678	0		1000451	1111		519773	1111	Bullish	Bullish	181.25	48100	2.08	48,144.05
12:31:46	1352512	-4577	Short C	2824349	0		1471837	4577	Bullish	Bullish	55.22	21650	2.09	21,665.25	12:31:46	492417	11739		1000451	0		508034	-11739	Bullish	Bullish	157.70	48100	2.03	48,144.05
12:32:48	1352512	0		2824349	0		1471837	0	Bullish	Bullish	55.25	21650	2.09	21,665.20	12:32:48	492417	0		1000451	0		508034	0	Bullish	Bullish	155.38	48100	2.03	48,132.05
12:33:47	1363293	10781		2843451	19102		1480158	8321	Bullish	Bullish	52.22	21650	2.09	21,662.20	12:33:47	492417	0		1000451	0		508034	0	Bullish	Bearish	141.00	48100	2.03	48,120.15
12:34:47	1363293	0		2843451	0		1480158	0	Bullish	Bullish	49.65	21650	2.09	21,662.20	12:34:47	487911	-4506	Short C	990172	-10279	Long UW	502261	-5773	Bullish	Bullish	138.05	48100	2.03	48,120.15
12:35:47	1363293	0		2843451	0		1480158	0	Bullish	Bullish	49.65	21650	2.09	21,663.75	12:35:47	487911	0		990172	0		502261	0	Bullish	Bullish	138.05	48100	2.03	48,120.00
12:36:47	1378602	15309		2857144	13693		1478542	-1616	Bullish	Bullish	46.77	21650	2.07	21,660.00	12:36:47	499871	11960		989522	-650		489651	-12610	Bullish	Bearish	133.96	48100	1.98	48,122.40
12:37:48	1378602	0		2857144	0		1478542	0	Bullish	Bullish	45.76	21650	2.07	21,662.40	12:37:48	499874	3		989522	0		489648	-3	Bullish	Bearish	138.60	48100	1.98	48,114.30
12:38:48	1378602	0		2857144	0		1478542	0	Bullish	Bearish	47.35	21650	2.07	21,661.80	12:38:48	499874	0		989522	0		489648	0	Bullish	Bearish	138.11	48100	1.98	48,112.95
12:39:47	1376889	-1713	Short C	2879497	22353		1502608	24066	Bullish	Bullish	48.70	21650	2.09	21,661.80	12:39:47	501798	1924		992803	3281		491005	1357	Bullish	Bearish	146.41	48100	1.98	48,112.95
12:40:46	1376889	0		2879497	0		1502608	0	Bullish	Bullish	48.70	21650	2.09	21,668.05	12:40:46	501798	0		992803	0		491005	0	Bullish	Bearish	146.41	48100	1.98	48,118.05
12:41:47	1396452	19563		2879497	0		1483045	-19563	Bullish	Bullish	50.61	21650	2.06	21,666.80	12:41:47	501783	-15		992803	0		491020	15	Bullish	Bearish	158.50	48100	1.98	48,131.35
12:42:49	1430632	34180		2888931	9434		1452999	-24746	Bullish	Bullish	49.94	21650	2.02	21,665.65	12:42:49	501783	0		993269	466		491486	466	Bullish	Bearish	156.92	48100	1.98	48,127.70
12:43:47	1430632	0		2888931	0		1452999	0	Bullish	Bullish	50.11	21650	2.02	21,665.35	12:43:47	509010	7227		993716	447		484706	-6780	Bullish	Bearish	153.05	48100	1.95	48,136.60
12:44:47	1430632	0		2888931	0		1452999	0	Bullish	Bullish	50.11	21650	2.02	21,665.35	12:44:47	509010	0		993716	0		484706	0	Bullish	Bearish	153.05	48100	1.95	48,136.60
12:45:47	1455329	24697		2888931	0		1433602	-24697	Bullish	Bullish	49.99	21650	1.99	21,666.80	12:45:47	509104	94		993716	0		484612	-94	Bullish	Bearish	167.02	48100	1.95	48,149.80
12:46:47	1455329	0		2889816	9985		1443587	9985	Bullish	Bullish	52.92	21650	1.99	21,665.80	12:46:47	509101	-3		994754	1038		485653	1041	Bullish	Bullish	163.11	48200	1.95	48,159.55
12:47:48	1455329	0		2898916	0		1443587	0	Bullish	Bullish	53.82	21650	1.99	21,667.70	12:47:48	509101	0		994754	0		485653	0	Bullish	Bullish	180.51	48200	1.95	48,154.90
12:48:50	1447404	-7925	Short C	2898916	0		1451512	7925	Bullish	Bullish	50.67	21650	2	21,667.70	12:48:50	508015	-1086	Short C	997728	2974		489713	4060	Bullish	Bullish	171.37	48200	1.96	48,154.90
12:49:47	1447404	0		2899913	997		1452509	997	Bullish	Bullish	51.03	21650	2	21,663.85	12:49:47	507863	-152		997728	0		489865	152	Bullish	Bullish	174.23	48200	1.96	48,150.10
12:50:47	1447404	0		2899913	0		1452509	0	Bullish	Bullish	49.49	21650	2	21,663.85	12:50:47	507863	0		997728	0		489865	0	Bullish	Bullish	165.20	48200	1.96	48,150.10
12:51:47	1447404	0		2899913	0		1452509	0	Bullish	Bullish	49.49	21650	2	21,661.90	12:51:47	507863	0		997728	0		489865	0	Bullish	Bullish	165.20	48100	1.96	48,147.05
12:52:48	1477507	30103		2892325	-7588	Long UW	1414818	-37691	Bullish	Bearish	49.40	21650	1.96	21,661.50	12:52:48	508314	451		1003360	5632		495046	5181	Bullish	Bullish	161.84	48100	1.97	48,138.55
12:53:47	1477507	0		2892325	0		1414818	0	Bullish	Bearish	45.44	21650	1.96	21,661.50	12:53:47	508314	0		1003360	0		495046	0	Bullish	Bullish	148.36	48100	1.97	48,138.55
12:54:47	1493945	16438		2902611	10286		1408666	-6152	Bullish	Bearish	46.26	21650	1.94	21,660.15	12:54:47	506472	-1842	Short C	1003360	0		496888	1842	Bullish	Bearish	162.48	48100	1.98	48,128.85
12:55:47	1493945	0		2902611	0		1408666	0	Bullish	Bearish	46.26	21650	1.94	21,664.55	12:55:47	506472	0		1003360	0		496888	0	Bullish	Bullish	162.48	48200	1.98	48,167.20
12:56:47	1493945	0		2902611	0		1408666	0	Bullish	Bullish	52.12	21650	1.94	21,666.40	12:56:47	506472	0		1006869	3509		500397	3509	Bullish	Bullish	188.43	48200	1.99	48,166.00
12:57:48	1493912	-33		2902611	0		1408699	33	Bullish	Bearish	52.47	21650	1.94	21,665.05	12:57:48	495569	-1093	Short C	996085	-10784	Long UW	500516	119	Bullish	Bullish	175.89	48200	2.01	48,163.50
12:58:47	1520889	26977		2898074	-4537	Long UW	1377185	-31514	Bullish	Bullish	52.17	21650	1.91	21,667.70	12:58:47	495555	-14		996085	0		500530	14	Bullish	Bullish	165.63	48200	2.01	48,162.80
12:59:46	1520889	0		2898074	0		1377185	0	Bullish	Bullish	50.42	21650	1.91	21,666.30	12:59:46	495555	0		996085	0		500530	0	Bullish	Bullish	162.23	48200	2.01	48,162.65
13:00:47	1																												

Nifty ATM	Nifty Spot	Nifty Pre CL	Nifty Open	Nifty High	Nifty Low	India VIX	Current Expiry	Exp High	21,756.50	70.85	Not Break	Resistanc	21650	BN ATM	BN Spot	BN Pre CL	BN Open	BN High	BN Low	India VIX	Thursday	Exp High	48,138.90	-142.30	Breakout	Resistanc	49000		
21650	21,658.60	21517.35	21,605.80	21,685.65	21,564.55	13.33	2024-01-04	Exp Low	21,455.10	109.45	Not Break	Support	21650	48200	48,195.85	47,704.95	47,805.40	48,281.20	47,738.15	13.33		Exp Low	47,471.90	266.25	Not Break	Support	48000		
Time	Call COI (Bearish ▼)	Call COI (+▲-▼)	Short Covering	Put COI (Bullish ▲)	Put COI (+▲-▼)	Long UW	NET Oi	+▲-▼	Net Oi Signal	Price Action Signal	VWAP Diff	Strike	Nifty PCR	Nifty LTP	Time	Call COI (Bearish ▼)	Call COI (+▲-▼)	Short Covering	Put COI (Bullish ▲)	Put COI (+▲-▼)	Long Unwinding	NET Oi	+▲-▼	Net Oi Signal	Price Action Signal	VWAP Diff	Strike	BN PCR	BN LTP
13:25:47	1633459	0	0	2920087	0	0	1286628	0	Bullish	Bearish	43.44	21650	1.79	21,663.00	13:25:47	494239	2383	0	1097628	5878	0	603389	3495	Bullish	Bearish	174.70	48100	2.22	48,140.20
13:26:48	1633459	0	0	2920087	0	0	1286628	0	Bullish	Bearish	43.44	21650	1.79	21,665.20	13:26:48	494239	0	0	1097628	0	0	603389	0	Bullish	Bearish	174.70	48200	2.22	48,160.85
13:27:53	1645886	12427	0	2920087	0	0	1274201	-12427	Bullish	Bearish	44.66	21650	1.77	21,663.85	13:27:53	499417	5178	0	1096237	-1391	Long UW	596820	-6569	Bullish	Bearish	177.17	48200	2.2	48,153.50
13:28:50	1645886	0	0	2920230	143	0	1274344	143	Bullish	Bearish	45.75	21650	1.77	21,661.65	13:28:50	499417	0	0	1096237	0	0	596820	0	Bullish	Bearish	150.60	48100	2.2	48,132.10
13:29:46	1645886	0	0	2920230	0	0	1274344	0	Bullish	Bearish	40.92	21650	1.77	21,661.65	13:29:46	499417	0	0	1096237	0	0	596820	0	Bullish	Bearish	145.07	48100	2.2	48,132.10
13:30:48	1619853	-26033	Short C	2921878	1648	0	1302025	27681	Bullish	Bearish	45.37	21650	1.8	21,658.55	13:30:48	499049	-368	0	1082228	-14009	Long UW	583179	-13641	Bullish	Bearish	133.79	48100	2.17	48,111.05
13:31:48	1619883	30	0	2921878	0	0	1301995	-30	Bullish	Bearish	41.90	21650	1.8	21,655.05	13:31:48	499049	0	0	1082228	0	0	583179	0	Bullish	Bearish	113.46	48100	2.17	48,110.45
13:32:47	1619883	0	0	2921878	0	0	1301995	0	Bullish	Bearish	41.75	21650	1.8	21,655.75	13:32:47	499049	0	0	1082228	0	0	583179	0	Bullish	Bearish	115.47	48100	2.17	48,117.40
13:33:49	1606504	-13379	Short C	2960563	38685	0	1354059	52064	Bullish	Bearish	41.67	21650	1.84	21,655.75	13:33:49	499049	0	0	1082228	0	0	583179	0	Bullish	Bearish	110.41	48100	2.17	48,117.40
13:34:50	1606504	0	0	2960563	0	0	1354059	0	Bullish	Bearish	43.78	21650	1.84	21,652.55	13:34:50	510300	11251	0	1072509	-9719	Long UW	562209	-20970	Bullish	Bearish	104.60	48100	2.1	48,100.60
13:35:48	1606504	0	0	2960563	0	0	1354059	0	Bullish	Bearish	43.12	21650	1.84	21,652.55	13:35:48	510301	1	0	1072509	0	0	562208	-1	Bullish	Bearish	92.43	48100	2.1	48,100.60
13:36:47	1616469	9965	0	2994039	33476	0	1377570	23511	Bullish	Bearish	42.68	21650	1.85	21,652.75	13:36:47	510301	0	0	1072509	0	0	562208	0	Bullish	Bearish	97.05	48100	2.1	48,093.25
13:37:47	1616469	0	0	2994039	0	0	1377570	0	Bullish	Bearish	42.68	21650	1.85	21,653.70	13:37:47	510301	0	0	1072509	0	0	562208	0	Bullish	Bearish	97.05	48100	2.1	48,097.30
13:38:47	1616469	0	0	2994039	0	0	1377570	0	Bullish	Bearish	48.10	21650	1.85	21,661.95	13:38:47	527633	17332	0	1055166	-17343	Long UW	527533	-34675	Bullish	Bearish	112.49	48100	2	48,123.30
13:40:02	1616469	0	0	2974572	-19467	Long UW	1358103	-19467	Bullish	Bullish	52.58	21650	1.84	21,667.70	13:40:02	533342	5709	0	1045281	-9885	Long UW	511939	-15594	Bullish	Bearish	121.61	48100	1.96	48,141.75
13:40:48	1607615	-8854	Short C	2974572	0	0	1366957	8854	Bullish	Bullish	55.90	21650	1.85	21,669.35	13:40:48	533346	4	0	1045281	0	0	511935	-4	Bullish	Bearish	135.74	48100	1.96	48,149.30
13:41:49	1607615	0	0	2974572	0	0	1366957	0	Bullish	Bullish	61.00	21650	1.85	21,672.80	13:41:49	533346	0	0	1045281	0	0	511935	0	Bullish	Bullish	147.13	48100	1.96	48,144.05
13:42:48	1612707	5092	0	2974572	0	0	1361865	-5092	Bullish	Bullish	59.29	21650	1.84	21,669.10	13:42:48	537160	3814	0	1045281	0	0	508121	-3814	Bullish	Bullish	116.03	48100	1.95	48,133.90
13:43:48	1612707	0	0	2931416	-43156	Long UW	1318709	-43156	Bullish	Bullish	55.84	21650	1.82	21,669.45	13:43:48	537160	0	0	1033515	-11766	Long UW	496355	-11766	Bullish	Bullish	108.08	48100	1.92	48,135.15
13:44:49	1612707	0	0	2931416	0	0	1318709	0	Bullish	Bullish	55.59	21650	1.82	21,668.65	13:44:49	537159	-1	0	1033515	0	0	496356	1	Bullish	Bullish	114.28	48100	1.92	48,131.45
13:45:48	1612707	0	0	2931416	0	0	1318709	0	Bullish	Bullish	55.14	21650	1.82	21,664.75	13:45:48	537159	0	0	1033515	0	0	496356	0	Bullish	Bearish	94.88	48100	1.92	48,114.90
13:46:47	1644403	31696	0	2938131	6715	0	1293728	-24981	Bullish	Bullish	54.17	21650	1.79	21,664.75	13:46:47	543362	6203	0	1035132	1617	0	491770	-4586	Bullish	Bearish	88.88	48100	1.91	48,114.90
13:47:49	1644403	0	0	2938131	0	0	1293728	0	Bullish	Bullish	53.22	21650	1.79	21,661.95	13:47:49	543362	0	0	1035132	0	0	491770	0	Bullish	Bullish	103.99	48100	1.91	48,102.90
13:48:47	1641419	-2984	Short C	2902149	-35982	Long UW	1260730	-32998	Bullish	Bullish	52.08	21650	1.77	21,661.95	13:48:47	553488	10126	0	1035132	0	0	481644	-10126	Bullish	Bullish	100.77	48100	1.87	48,102.90
13:49:47	1641419	0	0	2902149	0	0	1260730	0	Bullish	Bullish	51.12	21650	1.77	21,662.80	13:49:47	553491	3	0	1036479	1347	0	482988	1344	Bullish	Bullish	114.39	48100	1.87	48,115.30
13:50:50	1641419	0	0	2902149	0	0	1260730	0	Bullish	Bullish	53.00	21650	1.77	21,669.00	13:50:50	553491	0	0	1036479	0	0	482988	0	Bullish	Bullish	118.11	48200	1.87	48,161.35
13:51:47	1663011	21592	0	2898465	-12684	Long UW	1226454	-34276	Bullish	Bullish	54.61	21650	1.74	21,669.00	13:51:47	553491	0	0	1035234	-1245	Long UW	481743	-1245	Bullish	Bullish	125.58	48200	1.87	48,161.35
13:52:49	1663011	0	0	2898465	0	0	1226454	0	Bullish	Bullish	55.51	21650	1.74	21,668.10	13:52:49	560014	6523	0	1035234	0	0	475220	-6523	Bullish	Bullish	104.81	48200	1.85	48,156.90
13:53:49	1663011	0	0	2898465	0	0	1226454	0	Bullish	Bearish	54.38	21650	1.74	21,665.55	13:53:49	560014	0	0	1035234	0	0	475220	0	Bullish	Bullish	106.25	48200	1.85	48,154.00
13:54:47	1689457	26446	0	2871318	-18147	Long UW	1181861	-44593	Bullish	Bearish	52.60	21650	1.7	21,665.55	13:54:47	560014	0	0	1036749	1515	0	476735	1515	Bullish	Bullish	108.23	48200	1.85	48,154.00
13:55:50	1689457	0	0	2871318	0	0	1181861	0	Bullish	Bearish	47.60	21650	1.7	21,663.80	13:55:50	572629	12615	0	1036749	0	0	464120	-12615	Bullish	Bearish	61.96	48100	1.81	48,126.00
13:56:48	1689457	0	0	2871318	0	0	1181861	0	Bullish	Bearish	45.88	21650	1.7	21,663.80	13:56:48	572635	6	0	1036749	0	0	464114	-6	Bullish	Bearish	39.00	48100	1.81	48,126.00
13:57:59	1685146	-4311	Short C	2876291	4973	0	1191145	9284	Bullish	Bearish	46.62	21650	1.71	21,660.65	13:57:59	542601	-30034	Short C	1036749	0	0	494148	30034	Bullish	Bearish	69.31	48100	1.91	48,127.60
13:58:48	1685146	0	0	2876291	0	0	1191145	0	Bullish	Bearish	42.23	21650	1.71	21,660.65	13:58:48	542594	-7	0	1004777	-31972	Long UW	462183	-31965	Bullish	Bullish	77.91	48100	1.85	48,127.60
13:59:47	1685146	0	0	2876291	0	0	1191145	0	Bullish	Bearish	39.07	21650	1.71	21,658.45	13:59:47	542594	0	0	1004777	0	0	462183	0	Bullish	Bullish	52.39	48100	1.85	48,124.65
14:00:47	1685146	0	0	2866250	-10041	Long UW	1181104	-10041	Bullish	Bearish	41.05	21650	1.7	21,656.90	14:00:47	547543	4949	0	1004777	0	0	457234	-4949	Bullish	Bullish	77.76	48100	1.84	48,109.55
14:01:47	1690124	4978	0	2866250																									

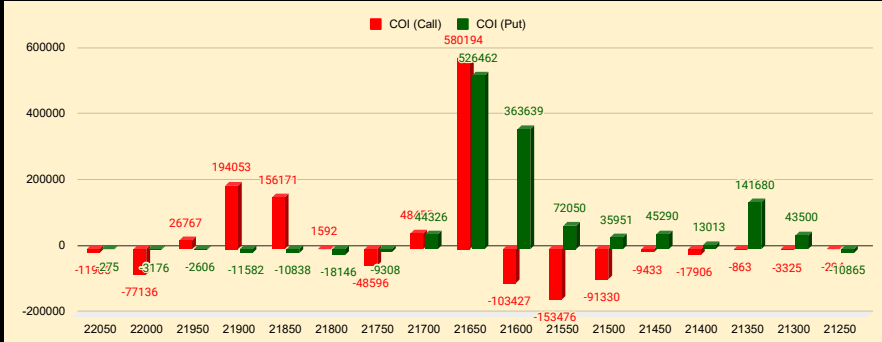
Nifty ATM	Nifty Spot	Nifty Pre C	Nifty Open	Nifty High	Nifty Low	India VIX	Current Expiry	Exp High	21,756.50	70.85	Not Break	Resistanc	21650	BN ATM	BN Spot	BN Pre CL	BN Open	BN High	BN Low	India VIX	Thursday	Exp High	48,138.90	-142.30	Breakout	Resistanc	49000		
21650	21,658.60	21517.35	21,605.80	21,685.65	21,564.55	13.33	2024-01-04	Exp Low	21,455.10	109.45	Not Break	Support	21650	48200	48,195.85	47,704.95	47,805.40	48,281.20	47,738.15	13.33	Observer	Exp Low	47,471.90	266.25	Not Break	Support	48000		
Time	Call COI (Bearish ▼)	Call COI (+▲▼)	Short Covering	Put COI (Bullish ▲)	Put COI (+▲▼)	Long UW	NET Oi	+▲▼	Net Oi Signal	Price Action Signal	VPW Diff	Strike	Nifty PCR	Nifty LTP	Time	Call COI (Bearish ▼)	Call COI (+▲▼)	Short Covering	Put COI (Bullish ▲)	Put COI (+▲▼)	Long Unwinding	NET Oi	+▲▼	Net Oi Signal	Price Action Signal	VPW Diff	Strike	BN PCR	BN LTP
14:27:46	1722484	-3136	Short C	2812483	-39629	Long UW	1089999	-36493	Bullish	Bearish	22.40	21650	1.63	21,650.80	14:27:46	556694	-96		1007178	-1900	Long UW	450484	-1804	Bullish	Bearish	89.04	48100	1.81	48,112.35
14:28:47	1722484	0		2812483	0		1089999	0	Bullish	Bearish	17.46	21650	1.63	21,647.40	14:28:47	556686	-8		1007101	-77		450415	-69	Bullish	Bearish	62.03	48100	1.81	48,110.75
14:29:46	1722484	0		2812483	0		1089999	0	Bullish	Bearish	17.48	21650	1.63	21,641.75	14:29:46	556686	0		1007101	0		450415	0	Bullish	Bearish	30.87	48100	1.81	48,082.45
14:30:46	1681052	-41432	Short C	2767167	-45316	Long UW	1086115	-3884	Bullish	Bearish	20.13	21650	1.65	21,644.80	14:30:46	556686	0		1007101	0		450415	0	Bullish	Bearish	71.72	48100	1.81	48,079.95
14:31:47	1681052	0		2767167	0		1086115	0	Bullish	Bearish	24.82	21650	1.65	21,648.05	14:31:47	546191	-10495	Short C	997165	-9936	Long UW	450974	559	Bullish	Bullish	82.39	48100	1.83	48,108.05
14:32:47	1681052	0		2767167	0		1086115	0	Bullish	Bullish	29.83	21650	1.65	21,654.85	14:32:47	546191	0		997165	0		450974	0	Bullish	Bullish	102.49	48100	1.83	48,124.95
14:33:49	1681052	0		2767167	0		1086115	0	Bullish	Bearish	24.94	21650	1.65	21,646.85	14:33:49	540406	-5785	Short C	993898	-3267	Long UW	453492	2518	Bullish	Bullish	100.96	48100	1.84	48,116.00
14:34:47	1687793	6741		2770667	3500		1082874	-3241	Bullish	Bearish	19.90	21650	1.64	21,646.85	14:34:47	540340	-66		993898	0		453558	66	Bullish	Bullish	87.93	48100	1.84	48,116.00
14:35:48	1687793	0		2770667	0		1082874	0	Bullish	Bearish	18.99	21650	1.64	21,643.50	14:35:48	540340	0		993898	0		453558	0	Bullish	Bullish	80.02	48100	1.84	48,108.25
14:36:46	1687793	0		2770667	0		1082874	0	Bullish	Bearish	18.27	21650	1.64	21,643.50	14:36:46	540340	0		997838	3940		457498	3940	Bullish	Bullish	91.30	48100	1.85	48,108.25
14:37:49	1694518	6725		2790146	19479		1095628	12754	Bullish	Bearish	19.45	21650	1.65	21,645.70	14:37:49	540012	-328		998150	312		458138	640	Bullish	Bearish	94.50	48100	1.85	48,115.50
14:38:46	1694518	0		2790146	0		1095628	0	Bullish	Bearish	20.44	21650	1.65	21,645.70	14:38:46	540012	0		998150	0		458138	0	Bullish	Bullish	109.38	48100	1.85	48,115.50
14:39:48	1683747	-10771	Short C	2749884	-40262	Long UW	1066137	-29491	Bullish	Bearish	23.29	21650	1.63	21,647.60	14:39:48	540009	-3		998150	0		458141	3	Bullish	Bullish	124.51	48100	1.85	48,135.85
14:40:47	1683747	0		2749884	0		1066137	0	Bullish	Bearish	23.29	21650	1.63	21,647.75	14:40:47	540009	0		998150	0		458141	0	Bullish	Bullish	124.51	48100	1.85	48,134.85
14:41:47	1683747	0		2749884	0		1066137	0	Bullish	Bearish	21.57	21650	1.63	21,645.15	14:41:47	533467	-6542	Short C	1006000	7850		472533	14392	Bullish	Bullish	129.18	48100	1.89	48,139.60
14:42:46	1683747	0		2734251	-15633	Long UW	1050504	-15633	Bullish	Bullish	23.40	21650	1.62	21,646.15	14:42:46	533467	0		1014193	8193		480726	8193	Bullish	Bullish	123.93	48100	1.9	48,143.15
14:43:47	1683747	0		2734251	0		1050504	0	Bullish	Bullish	23.40	21650	1.62	21,648.50	14:43:47	533467	0		1014193	0		480726	0	Bullish	Bullish	123.93	48100	1.9	48,147.15
14:44:48	1667843	-15904	Short C	2734251	0		1066408	15904	Bullish	Bullish	21.15	21650	1.64	21,649.10	14:44:48	534183	716		1014193	0		480010	-716	Bullish	Bullish	102.12	48100	1.9	48,149.40
14:45:48	1667843	0		2734251	0		1066408	0	Bullish	Bearish	18.17	21650	1.64	21,644.35	14:45:48	540021	5838		1014193	0		474172	-5838	Bullish	Bullish	90.91	48100	1.88	48,140.65
14:46:48	1654509	-13334	Short C	2690299	-43952	Long UW	1035790	-30618	Bullish	Bearish	17.69	21650	1.63	21,644.90	14:46:48	540015	-6		1010854	-3339	Long UW	470839	-3333	Bullish	Bullish	109.54	48100	1.87	48,136.70
14:47:48	1654509	0		2690299	0		1035790	0	Bullish	Bullish	22.41	21650	1.63	21,648.90	14:47:48	540015	0		1010854	0		470839	0	Bullish	Bullish	122.43	48100	1.87	48,143.70
14:48:47	1655673	1164		2690299	0		1034626	-1164	Bullish	Bullish	22.88	21650	1.62	21,648.90	14:48:47	540015	0		1010854	0		470839	0	Bullish	Bullish	114.43	48100	1.87	48,143.70
14:49:47	1655673	0		2660828	-29471	Long UW	1005155	-29471	Bullish	Bullish	26.43	21650	1.61	21,651.55	14:49:47	539890	-125		1012984	2130		473094	2255	Bullish	Bullish	109.40	48100	1.88	48,146.10
14:50:48	1655673	0		2660828	0		1005155	0	Bullish	Bullish	25.46	21650	1.61	21,650.05	14:50:48	539890	0		1012984	0		473094	0	Bullish	Bullish	114.35	48100	1.88	48,144.10
14:51:48	1655673	0		2618018	-42810	Long UW	962345	-42810	Bullish	Bullish	26.12	21650	1.58	21,651.80	14:51:48	539890	0		1012984	0		473094	0	Bullish	Bullish	111.41	48100	1.88	48,142.30
14:52:47	1657534	1861		2618018	0		960484	-1861	Bullish	Bullish	23.17	21650	1.58	21,651.80	14:52:47	536838	-3052	Short C	1008723	-4261	Long UW	471885	-1209	Bullish	Bullish	93.97	48100	1.88	48,142.30
14:53:47	1657534	0		2618018	0		960484	0	Bullish	Bullish	22.70	21650	1.58	21,648.45	14:53:47	536880	42		1008723	0		471843	-42	Bullish	Bearish	99.78	48100	1.88	48,132.20
14:54:47	1605972	-51562	Short C	2521378	-96640	Long UW	915406	-45078	Bullish	Bullish	27.68	21650	1.57	21,648.95	14:54:47	536818	-62		1008723	0		471905	62	Bullish	Bearish	98.94	48100	1.88	48,132.35
14:55:47	1605972	0		2520881	-497		914909	-497	Bullish	Bullish	27.30	21650	1.57	21,650.05	14:55:47	536768	-50		1008277	-446		471509	-396	Bullish	Bearish	92.07	48100	1.88	48,136.90
14:56:47	1605972	0		2520881	0		914909	0	Bullish	Bearish	26.28	21650	1.57	21,648.35	14:56:47	536768	0		1008277	0		471509	0	Bullish	Bearish	81.67	48100	1.88	48,132.20
14:57:47	1605972	0		2520881	0		914909	0	Bullish	Bearish	29.99	21650	1.57	21,648.00	14:57:47	536768	0		993450	-14827	Long UW	456682	-14827	Bullish	Bearish	107.92	48100	1.85	48,127.60
14:58:47	1589030	-16942	Short C	2466318	-54563	Long UW	877288	-37621	Bullish	Bullish	26.15	21650	1.55	21,648.90	14:58:47	529757	-7011	Short C	993450	0		463693	7011	Bullish	Bearish	93.16	48100	1.88	48,137.30
14:59:47	1589030	0		2466318	0		877288	0	Bullish	Bullish	26.15	21650	1.55	21,649.55	14:59:47	529757	0		993450	0		463693	0	Bullish	Bearish	93.16	48100	1.88	48,134.95
15:00:48	1589030	0		2466318	0		877288	0	Bullish	Bearish	28.41	21650	1.55	21,648.30	15:00:48	523462	-6295	Short C	993450	0		469988	6295	Bullish	Bearish	84.84	48100	1.9	48,125.20
15:01:47	1544977	-44053	Short C	2412302	-54016	Long UW	867325	-9963	Bullish	Bullish	28.41	21650	1.56	21,662.80	15:01:47	523462	0		984915	-8535	Long UW	461453	-8535	Bullish	Bullish	104.56	48100	1.88	48,148.20
15:02:49	1544977	0		2412302	0		867325	0	Bullish	Bullish	33.74	21650	1.56	21,652.60	15:02:49	523462	0		984915	0		461453	0	Bullish	Bullish	107.92	48100	1.88	48,146.60
15:03:46	1461236	-83741	Short C	2412302	0		951066	83741	Bullish	Bearish	34.42	21650	1.65	21,648.30	15:03:46	522010	-1452	Short C	984915	0		462905	1452	Bullish	Bullish	99.83	48100	1.89	48,147.50

Nifty ATM	Nifty LTP	Nifty Pre Cl	Nifty Open	Nifty High	Nifty Low	India VIX	Select Expiry	Exp High	21,756.50	70.85	Not Break	BN ATM	BN LTP	BN Pre CL	BN Open	BN High	BN Low	India VIX	Thursday	Exp High	48,138.90	-142.30	Breakout		
21650	21,658.60	21517.35	21,605.80	21,685.65	21,564.55	13.33	2024-01-04	Exp Low	21,455.10	109.45	Not Break	48200	48,195.85	47704.95	47,805.40	48,281.20	47,738.15	13.33		Exp Low	47,471.90	266.25	Not Break		
Call Time Value	Call OI	COI (Call)	Call Volume	OI Change	Call LTP	STRIKE	Put LTP	OI Change	Put Volume	COI (Put)	Put OI	Put Time Value	Call Time Value	Call OI	COI (Call)	Call Volume	OI Change	Call LTP	STRIKE	Put LTP	OI Change	Put Volume	COI (Put)	Put OI	Put Time Value
0.05	205691	-77136	2203256	-1654	OTM 0.05	22000	ITM 341.6	-47	52007	-3176	8792	0.20	196.00	40724	16014	1405571	-671	OTM 196	48600	ITM 443.85	-80	54423	3428	4732	39.70
0.05	84899	26767	1248793	-731	OTM 0.05	21950	ITM 291.7	-2	9293	-2606	2839	0.35	235.00	95110	34701	2562529	-2831	OTM 235	48500	ITM 385.55	154	401161	30774	42638	81.40
0.05	369498	194053	3206692	-8875	OTM 0.05	21900	ITM 241.2	-311	76418	-11582	10760	0.00	286.90	54940	31323	1755302	-2003	OTM 286.9	48400	ITM 338.15	-666	309212	14095	15972	134.00
0.10	273638	156171	3199293	-5463	OTM 0.1	21850	ITM 191.2	-2956	87646	-10838	5541	0.00	334.80	73400	53403	2673057	-4386	OTM 334.8	48300	ITM 288.05	1349	870724	30749	35363	183.90
0.05	238218	1592	8116082	-12226	OTM 0.05	21800	ITM 141.2	-932	580092	-18146	16519	0.00	392.15	85380	60790	4008499	-11023	ATM 392.15	48200	ATM 245	-2639	2246576	75038	80313	240.85
0.05	144291	-48596	11862216	-17875	OTM 0.05	21750	ITM 91.3	-2669	1032432	-9308	23488	0.00	362.15	47204	29847	3313219	-5136	ITM 458	48100	OTM 209.05	-6688	2341852	70653	74898	209.05
0.05	325898	48455	27265152	-28864	OTM 0.05	21700	ITM 41.3	-6831	6929943	44326	81115	0.00	331.55	117276	29913	4322966	-4975	ITM 527.4	48000	OTM 176.8	-5488	3691789	118463	167492	176.80
0.00	735179	580194	42949673	-30525	ATM 8.6	21650	ATM 0.05	-37134	36848203	526462	543585	0.05	304.15	24028	1609	2070194	-2418	ITM 600	47900	OTM 150	-3093	2046980	53818	70518	150.00
0.00	169769	-103427	16262560	-26462	ITM 58.5	21600	OTM 0.05	-36931	30987025	363639	432967	0.05	276.45	22021	-12486	1809550	-2435	ITM 672.3	47800	OTM 127.8	-5944	2386546	68444	95907	127.80
0.00	37495	-153476	3757367	-3658	ITM 108.35	21550	OTM 0.05	-17837	12687877	72050	149905	0.05	254.25	20971	-15700	680138	-758	ITM 750.1	47700	OTM 107	-1818	1386014	19580	64202	107.00
0.15	28699	-91330	1945466	-1787	ITM 158.75	21500	OTM 0.05	-14624	11021786	35951	226844	0.05	240.15	8019	-5479	268509	-874	ITM 836	47600	OTM 88.5	-1869	1105001	18954	50901	88.50
0.00	4645	-9433	296223	-336	ITM 208.1	21450	OTM 0.05	-25175	6310233	45290	132412	0.05	229.15	28275	-11437	390036	-699	ITM 925	47500	OTM 74.1	-5558	1530634	50842	125847	74.10
0.00	4581	-17906	207754	-673	ITM 258.25	21400	OTM 0.05	-3610	5685658	13013	161327	0.05	213.90	3587	1224	51493	-310	ITM 1009.	47400	OTM 61.9	-1600	734342	20053	37006	61.90
0.00	1098	-863	19111	-94	ITM 308.2	21350	OTM 0.05	-9344	4735634	141680	204065	0.05	204.15	1045	-552	15452	-95	ITM 1100	47300	OTM 51.6	-814	703967	36980	52664	51.60
0.60	1563	-3325	25879	-55	ITM 359.2	21300	OTM 0.05	-1545	5223379	43500	151320	0.05	200.40	1882	-106	13241	-48	ITM 1196.	47200	OTM 43.9	-634	631116	25689	42745	43.90
0.00	287	-294	2919	-6	ITM 407.95	21250	OTM 0.05	-336	2883495	-10865	83799	0.05	189.80	924	-61	3613	28	ITM 1285.	47100	OTM 36.2	-278	537747	32083	40141	36.20
0.00	1266	-1322	16152	-58	ITM 458.4	21200	OTM 0.05	-1102	3170196	34691	144918	0.05	182.25	10014	-1235	47618	-1438	ITM 1378.	47000	OTM 30.75	19	1095504	72289	125501	30.75
	2626715	206073								1073277	2380196			634800	211768								741932	1126840	
19:14						04-Jan-2024 19:14:37	NIFTY NET OI	867204		Nifty50 PCR :	5.21	19:14							04-Jan-2024 19:14:37	BN NET OI	530164		Bank Nifty PCR :	3.5	

NIFTY 50

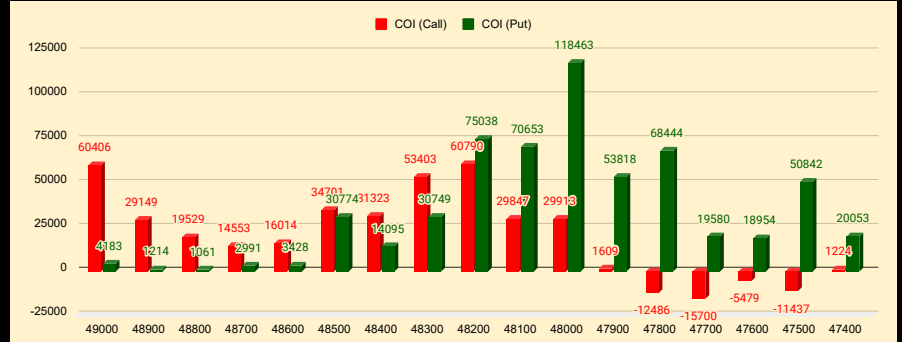
BANK NIFTY

04-Jan-2024 19:14:41 Thursday

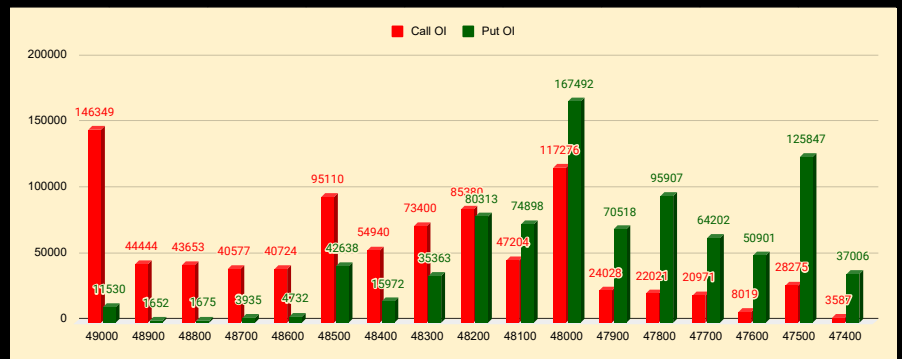
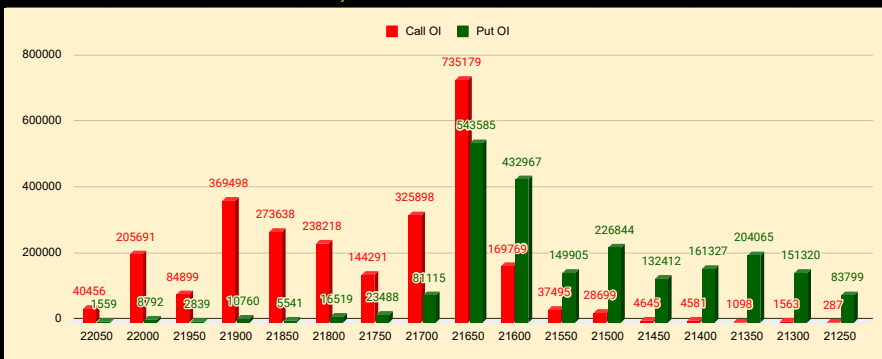


Nifty ATM: 21650

04-Jan-2024 19:14:41 Thursday



BN ATM: 48200



Golden Rules using OiDeer

Avoid Signals of VWAP difference below 9-10 Points

9-10 प्वाइंट से नीचे VWAP अंतर के सिग्नल से बचें

PCR above 2 Strong Bullish & PCR Below 0.50 is Strong Bearish. If Call COI is negative then it will show 100 PCR and If Put COI is negative then it will show 0 PCR

PCR २ के ऊपर Strong बुलिश और PCR ०.५० के निचे स्ट्रॉंग बिअरिश। यदि कॉल COI नेगेटिव है तो यह 100 PCR दिखाएगा और यदि COI पुट नकारात्मक है तो यह 0 PCR दिखाएगा

Rule 1) Both Nifty and Bank Nifty Oi data should be in same direction. If One is Negative and other is positive then Avoid Trade because कौन किसको अपनी तरफ खिंचेगा ये केह नहीं सकते. Let Both Nifty and BN Oi data in Same direction then look for any Opportunity.

नियम 1) निफ्टी और बैंक निफ्टी दोनों डेटा एक ही दिशा में होने चाहिए। यदि एक नकारात्मक है और दूसरा सकारात्मक है तो व्यापार से बचें क्योंकि कौन किसको अपनी तरफ खिंचेगा ये केह नहीं सकते। निफ्टी और बीएन ओआई डेटा दोनों को एक ही दिशा में जाने दें और फिर किसी अवसर की तलाश करें।

Rule 2) Safe traders can wait for All Three Singals become Same color. If all Three Signals are not Same then Please Avoide Trade.

नियम 2) सुरक्षित ट्रेडर तीनों सिग्नल के एक ही रंग में आने का इंतजार कर सकते हैं। यदि तीनों संकेत समान नहीं हैं तो कृपया व्यापार से बचें।

Rule 3) Any upside movement should be supported by short Covering and any downside movement should be supported by Long unwinding.

नियम 3) किसी भी ऊपर की गतिविधि को शॉर्ट कवरींग द्वारा समर्थित किया जाना चाहिए और किसी भी नकारात्मक गतिविधि को लॉन्ग अनवाइंडिंग द्वारा समर्थित किया जाना चाहिए।

Rule 4) if Oi data is Negative (Oi data below red line) and if market already given big downside movement, then please wait till market to Go Up near VWAP and Return then Buy Put PE with SL above VWAP. (VWAP Difference below 10 is best for taking Position)

नियम 4) यदि Oi डेटा नकारात्मक है (लाल रेखा के नीचे Oi डेटा) और यदि बाजार में पहले से ही बड़ी गिरावट है, तो कृपया VWAP के पास बाजार के ऊपर जाने तक प्रतीक्षा करें और फिर VWAP के ऊपर SL के साथ PE खरीदें। (VWAP अंतर 10 से कम स्थिति लेने के लिए सबसे अच्छा है)

Rule 5) if Oi is Positive (Oi data above red line) and if market already given big upside movement then wait for market to come down near VWAP and go up then Buy Call CE with SL below VWAP. (VWAP Difference below 10 is best for taking Position)

नियम 5) यदि Oi धनात्मक है (लाल रेखा के ऊपर Oi डेटा) और यदि बाजार में पहले से ही बड़ी तेजी है तो बाजार के VWAP के पास नीचे आने और ऊपर जाने की प्रतीक्षा करें, फिर VWAP के नीचे SL के साथ कॉल CE खरीदें। (VWAP अंतर 10 से कम स्थिति लेने के लिए सबसे अच्छा है)

Rule 6) In Reversal Case, Take Trade on the Basis of Price Action and VWAP Signal because Net Oi Signal Come Latter.

नियम 6) रिवर्सल केस में, प्राइस एक्शन और VWAP सिग्नल के आधार पर Trade लें क्योंकि नेट Oi सिग्नल बाद में आते हैं।

Rule 7) When your target is done of 40-50 points, Close your PC/laptop and don't look back to Market and Enjoy the day. (निफ्टी बुलाती है मगर जानेका नहीं)

नियम 7) जब आपका लक्ष्य 40-50 अंक का हो जाए, तो अपना पीसी/लैपटॉप बंद कर दें और बाजार की ओर मुड़कर न देखें और दिन का आनंद लें। (निफ्टी बुलाती है मगर जानेका नहीं)



Rule 8) Do not try to catch every movement. Do not Overtrade.


नियम 8) हर Movement को पकड़ने की कोशिश न करें। ओवरट्रेड न करें।

Wish you Happy Trading Day 👍



आपको ट्रेडिंग दिवस की शुभकामनाएं 👍

- Team OiDeer

Nifty ATM	Nifty Spot	Nifty Pre Cl	Nifty Open	Nifty High	Nifty Low	India VIX	Current Expiry	Exp High	21,756.50	70.85	Not Break	Resistanc	21650	BN ATM	BN Spot	BN Pre CL	BN Open	BN High	BN Low	India VIX	Thursday		Exp High	48,138.90	-142.30	Breakout	Resistanc	49000
21650	21658.60	21517.35	21,605.80	21,685.65	21,564.55	13.33	2024-01-04	Exp Low	21,455.10	109.45	Not Break	Support	21650	48200	48,195.85	47,704.95	47,805.40	48,281.20	47,738.15	13.33			Exp Low	47,471.90	266.25	Not Break	Support	48000
Time	Call COI (Bearish ▼)	Call COI (+▲▼)	Short Covering	Put COI (Bullish ▲)	Put COI (+▲▼)	Long UW	NET Oi	+▲▼	Net Oi Signal	Price Action Signal		Nifty PCR	Nifty LTP	Time	Call COI (Bearish ▼)	Call COI (+▲▼)	Short Covering	Put COI (Bullish ▲)	Put COI (+▲▼)	Long Unwinding	NET Oi	+▲▼	Net Oi Signal	Price Action Signal		BN PCR	BN LTP	
09:17:16	380093	0		86206	0		-293887	0	Bearish	Wait		0.23	21,593.10	09:17:16	138158	138158		99469	0		-38689	0	Bearish	Wait		0.72	47,821.90	
09:22:17	614180	234087		622704	536498		8524	302411	Bullish	Wait		1.01	21,614.45	09:22:17	307913	169755		236456	136987		-71457	-32768	Bearish	Wait		0.77	47,835.50	
09:27:17	834370	220190		841930	219226		7560	-964	Bullish	Wait		1.01	21,614.10	09:27:17	380136	72223		279301	42845		-100835	-29378	Bearish	Wait		0.73	47,809.25	
09:32:17	979719	145349		1104484	262554		124765	117205	Bullish	Bullish		1.13	21,619.00	09:32:17	459575	79439		338104	58803		-121471	-20636	Bearish	Bullish		0.74	47,873.85	
09:37:16	1175517	195798		1307454	202970		131937	7172	Bullish	Bearish		1.11	21,599.55	09:37:16	477737	18162		394716	56612		-83021	38450	Bearish	Bearish		0.83	47,824.35	
09:42:18	1150745	-24772	Short C	1355693	48239		204948	73011	Bullish	Bearish		1.18	21,607.70	09:42:18	464414	-13323	Short C	408818	14102		-55596	27425	Bearish	Bullish		0.88	47,886.05	
09:47:16	1278145	127400		1484069	128376		205924	976	Bullish	Bearish		1.16	21,615.00	09:47:16	492714	28300		443789	34971		-48925	6671	Bearish	Bullish		0.9	47,900.35	
09:52:17	1417445	139300		1566456	82387		149011	-56913	Bullish	Bullish		1.11	21,612.25	09:52:17	511695	18981		478178	34389		-33517	15408	Bearish	Bullish		0.93	47,881.50	
09:57:17	1459420	41975		1540191	-26265	Long UW	80771	-68240	Bullish	Bullish		1.06	21,608.75	09:57:17	517818	6123		489216	11038		-28602	4915	Bearish	Bearish		0.94	47,877.40	
10:02:18	1529344	69924		1645847	105656		116503	35732	Bullish	Bearish		1.08	21,605.50	10:02:18	516390	-1428	Short C	514704	25488		-1686	26916	Bearish	Bullish		1	47,918.25	
10:07:19	1439837	-89507	Short C	1753349	107502		313512	197009	Bullish	Bullish		1.22	21,614.90	10:07:19	489801	-26589	Short C	565998	51294		76197	77883	Bullish	Bullish		1.16	47,941.30	
10:12:18	1459782	19945		1802388	49039		342606	29094	Bullish	Bullish		1.23	21,620.70	10:12:18	499063	9262		588346	22348		89283	13086	Bullish	Bullish		1.18	47,964.65	
10:17:16	1623902	-195880	Short C	1897718	95330		633816	291210	Bullish	Bullish		1.5	21,638.50	10:17:16	478786	-20277	Short C	618268	29922		139482	50199	Bullish	Bullish		1.29	47,987.95	
10:22:17	1166716	-97186	Short C	2015271	117553		948555	214739	Bullish	Bullish		1.73	21,644.70	10:22:17	497835	19049		637501	19233		139666	184	Bullish	Bullish		1.28	48,014.25	
10:27:16	1136162	-30554	Short C	2072919	57648		936757	88202	Bullish	Bullish		1.82	21,633.40	10:27:16	468015	-29820	Short C	658826	21325		190811	51145	Bullish	Bullish		1.41	47,974.15	
10:32:16	1150275	14113		2186068	113149		1035793	99036	Bullish	Bearish		1.9	21,636.50	10:32:16	477475	9460		678964	20138		201489	10678	Bullish	Bearish		1.42	47,971.60	
10:37:16	1150275	0		2186068	0		1035793	0	Bullish	Bearish		1.9	21,638.25	10:37:16	477475	0		678964	0		201489	0	Bullish	Bearish		1.42	47,954.75	
10:42:17	1150275	0		2186068	0		1035793	0	Bullish	Bullish		1.9	21,641.75	10:42:17	477475	0		678964	0		201489	0	Bullish	Bullish		1.42	47,994.75	
10:47:16	1150275	0		2186068	0		1035793	0	Bullish	Bullish		1.9	21,637.50	10:47:16	477475	0		678964	0		201489	0	Bullish	Bullish		1.42	47,983.50	
10:52:16	1323050	172775		2433892	247824		1110842	75049	Bullish	Bearish		1.84	21,630.95	10:52:16	505156	27681		685307	6343		180151	-21338	Bullish	Bullish		1.36	47,960.00	
10:57:17	1356936	33886		2440363	6471		1083427	-27415	Bullish	Bearish		1.8	21,632.90	10:57:17	506627	1471		686123	816		179496	-655	Bullish	Bearish		1.35	47,972.25	
11:03:04	1384159	27223		2465202	24839		1081043	-2384	Bullish	Bullish		1.78	21,641.20	11:03:04	514474	7847		697690	11567		183216	3720	Bullish	Bullish		1.36	47,991.85	
11:07:16	1383453	-706		2455159	-10043	Long UW	1071706	-9337	Bullish	Bullish		1.77	21,643.35	11:07:16	443862	-70612	Short C	748684	50994		304822	121606	Bullish	Bullish		1.69	48,066.30	
11:12:18	1382461	-992		2442029	-13130	Long UW	1059568	-12138	Bullish	Bullish		1.77	21,649.75	11:12:18	437285	-6577	Short C	782539	33855		345254	40432	Bullish	Bullish		1.79	48,093.40	
11:17:16	1436704	54243		2488732	46703		1052028	-7540	Bullish	Bullish		1.73	21,655.10	11:17:16	449164	11879		858819	76280		409655	64401	Bullish	Bullish		1.91	48,158.75	
11:22:17	1463350	26646		2480029	-8703	Long UW	1016679	-35349	Bullish	Bullish		1.69	21,646.05	11:22:17	436732	-12432	Short C	951542	92723		514810	105155	Bullish	Bullish		2.18	48,149.45	
11:27:16	1474879	11529		2506786	26757		1031907	15228	Bullish	Bearish		1.7	21,645.60	11:27:16	437984	1252		954433	2891		516449	1639	Bullish	Bullish		2.18	48,132.60	
11:32:17	1504076	29197		2507194	408		1003118	-28789	Bullish	Bearish		1.67	21,649.05	11:32:17	453278	15294		958401	3968		505123	-11326	Bullish	Bearish		2.11	48,116.90	
11:37:15	1543984	39908		2555381	48187		1011397	8279	Bullish	Bearish		1.66	21,639.65	11:37:15	464243	10965		939272	-19129	Long UW	475029	-30094	Bullish	Bearish		2.02	48,091.30	
11:42:17	1505270	-38714	Short C	2586584	31203		1081314	69917	Bullish	Bearish		1.72	21,642.90	11:42:17	462813	-1430	Short C	934752	-4520	Long UW	471939	-3090	Bullish	Bearish		2.02	48,104.00	
11:47:18	1514409	9139		2652714	66130		1138305	56991	Bullish	Bearish		1.75	21,642.05	11:47:18	481377	18564		920901	-13851	Long UW	439524	-32415	Bullish	Bearish		1.91	48,102.10	
11:52:18	1491572	-22837	Short C	2687279	34565		1195707	57402	Bullish	Bullish		1.8	21,645.80	11:52:18	483985	2608		927543	6642		443558	4034	Bullish	Bullish		1.92	48,122.05	
11:57:17	1490651	-921		2710325	23046		1219674	23967	Bullish	Bearish		1.82	21,641.05	11:57:17	484954	969		933713	6170		448759	5201	Bullish	Bearish		1.93	48,093.50	
12:02:16	1474739	-15912	Short C	2722607	12282		1247868	28194	Bullish	Bullish		1.85	21,643.00	12:02:16	488574	3620		937722	4009		449148	389	Bullish	Bullish		1.92	48,112.80	
12:07:18	1459975	-14764	Short C	2726324	3717		1266349	18481	Bullish	Bearish		1.87	21,644.35	12:07:18	493167	4593		940706	2984		447539	-1609	Bullish	Bearish		1.91	48,114.55	
12:12:17	1462226	2251		2752398	26074		1290172	23823	Bullish	Bullish		1.88	21,642.60	12:12:17	497378	4211		946688	5982		449310	1771	Bullish	Bullish		1.9	48,100.30	
12:17:16	1467343	5117		2779424	27026		1312081	21909	Bullish	Bearish		1.89	21,642.65	12:17:16	487602	-9776	Short C	957663	10975		470061	20751	Bullish	Bullish		1.96	48,113.40	
12:22:16	1486276	18933		2791133	11709		1304857	-7224	Bullish	Bullish		1.88	21,647.40	12:22:16	484130	-3472	Short C	976945	19282		492815	22754	Bullish	Bullish		2.02	48,117.85	
12:27:16	1401235	-85041	Short C	2788286	-2847	Long UW	1387051	82194	Bullish	Bullish		1.99	21,659.35	12:27:16	475424	-8706	Short C	985197	8252		509773	16958	Bullish	Bullish		2.07	48,142.10	
12:32:16	1352512	-48723	Short C	2824349	36063		1471837	84786	Bullish	Bullish		2.09	21,664.95	12:32:16	492417	16993		1000451	15254		508034	-1739	Bullish	Bullish		2.03		

Nifty ATM	Nifty Spot	Nifty Pre Cl	Nifty Open	Nifty High	Nifty Low	India VIX	Current Expiry	Exp High	21,756.50	70.85	Not Break	Resistanc	21650	BN ATM	BN Spot	BN Pre CL	BN Open	BN High	BN Low	India VIX	Thursday	Exp High	48,138.90	-142.30	Breakout	Resistanc	49000	
21650	21,658.60	21517.35	21,605.80	21,685.65	21,564.55	13.33	2024-01-04	Exp Low	21,455.10	109.45	Not Break	Support	21650	48200	48,195.85	47,704.95	47,805.40	48,281.20	47,738.15	13.33		Exp Low	47,471.90	266.25	Not Break	Support	48000	
Time	Call COI (Bearish ▼)	Call COI (+▲▼)	Short Covering	Put COI (Bullish ▲)	Put COI (+▲▼)	Long UW	NET Oi	+▲▼	Net Oi Signal	Price Action Signal			Nifty PCR	Nifty LTP	Time	Call COI (Bearish ▼)	Call COI (+▲▼)	Short Covering	Put COI (Bullish ▲)	Put COI (+▲▼)	Long Unwinding	NET Oi	+▲▼	Net Oi Signal	Price Action Signal		BN PCR	BN LTP
14:17:16	1753968	-2799	Short C	2872990	-33274	Long UW	1119022	-30475	Bullish	Bearish			1.64	21,655.95	14:17:16	551180	-7534	Short C	1004928	-846		453748	6688	Bullish	Bearish		1.82	48,091.90
14:22:16	1742807	-11161	Short C	2870431	-2559	Long UW	1127624	8602	Bullish	Bullish			1.65	21,658.95	14:22:16	555619	4439		1004588	-340		448969	-4779	Bullish	Bullish		1.81	48,103.30
14:27:16	1725620	-17187	Short C	2852112	-18319	Long UW	1126492	-1132	Bullish	Bearish			1.65	21,650.80	14:27:16	556790	1171		1009078	4490		452288	3319	Bullish	Bullish		1.81	48,112.35
14:32:16	1681052	-44568	Short C	2767167	-84945	Long UW	1086115	-40377	Bullish	Bearish			1.65	21,652.70	14:32:16	546191	-10599	Short C	997165	-11913	Long UW	450974	-1314	Bullish	Bullish		1.83	48,115.45
14:37:16	1687793	6741		2770667	3500		1082874	-3241	Bullish	Bearish			1.64	21,644.55	14:37:16	540340	-5851	Short C	997838	673		457498	6524	Bullish	Bullish		1.85	48,113.55
14:42:16	1683747	-4046	Short C	2749884	-20783	Long UW	1066137	-16737	Bullish	Bearish			1.63	21,646.15	14:42:16	533467	-6873	Short C	1006000	8162		472533	15035	Bullish	Bullish		1.89	48,143.15
14:47:16	1654509	-29238	Short C	2690299	-59585	Long UW	1035790	-30347	Bullish	Bearish			1.63	21,644.90	14:47:16	540015	6548		1010854	4854		470839	-1694	Bullish	Bullish		1.87	48,136.70
14:52:17	1655673	1164		2618018	-72281	Long UW	962345	-73445	Bullish	Bullish			1.58	21,651.80	14:52:17	539890	-125		1012984	2130		473094	2255	Bullish	Bullish		1.88	48,142.30
14:57:15	1605972	-49701	Short C	2520881	-97137	Long UW	914909	-47436	Bullish	Bullish			1.57	21,648.00	14:57:15	536768	-3122	Short C	1008277	-4707	Long UW	471509	-1585	Bullish	Bearish		1.88	48,127.60
15:02:16	1544977	-60995	Short C	2412302	-108579	Long UW	867325	-47584	Bullish	Bullish			1.56	21,652.60	15:02:16	523462	-13306	Short C	984915	-23362	Long UW	461453	-10056	Bullish	Bullish		1.88	48,146.60
15:07:17	1459261	-85716	Short C	2137512	-274790	Long UW	678251	-189074	Bullish	Bearish			1.46	21,650.35	15:07:17	521997	-1465	Short C	980658	-4257	Long UW	458661	-2792	Bullish	Bullish		1.88	48,168.95
15:12:16	1241381	-217880	Short C	1946193	-191319	Long UW	704812	26561	Bullish	Bullish			1.57	21,652.70	15:12:16	489243	-32754	Short C	968236	-12422	Long UW	478993	20332	Bullish	Bullish		1.98	48,159.90
15:17:16	1082796	-158585	Short C	1785906	-160287	Long UW	703110	-1702	Bullish	Bullish			1.65	21,660.85	15:17:16	469653	-19590	Short C	945654	-22582	Long UW	476001	-2992	Bullish	Bullish		2.01	48,199.80
15:22:16	973004	-109792	Short C	1689848	-96058	Long UW	716844	13734	Bullish	Bullish			1.74	21,660.25	15:22:16	441972	-27681	Short C	931846	-13808	Long UW	489874	13873	Bullish	Bullish		2.11	48,222.60
15:27:16	708572	-264432	Short C	1305226	-384622	Long UW	596654	-120190	Bullish	Bullish			1.84	21,669.45	15:27:16	389998	-51974	Short C	877048	-54798	Long UW	487050	-2824	Bullish	Bullish		2.25	48,252.40

Nifty ATM	Nifty Spot	Nifty Pre CL	Nifty Open	Nifty High	Nifty Low	India VIX	Current Expiry	Exp High	21,756.50	70.85	Not Break	Resistanc	21650	BN ATM	BN Spot	BN Pre CL	BN Open	BN High	BN Low	India VIX	Thursday	Exp High	48,138.90	-142.30	Breakout	Resistanc	49000
21650	21,658.60	21517.35	21,605.80	21,685.65	21,564.55	13.33	2024-01-04	Exp Low	21,455.10	109.45	Not Break	Support	21650	48200	48,195.85	47,704.95	47,805.40	48,281.20	47,738.15	13.33		Exp Low	47,471.90	266.25	Not Break	Support	48000
Time	Call COI (Bearish ▼)	Call COI (+▲▼)	Short Covering	Put COI (Bullish ▲)	Put COI (+▲▼)	Long UW	NET Oi	+▲▼	Net Oi Signal	Price Action Signal		Nifty PCR	Nifty LTP	Time	Call COI (Bearish ▼)	Call COI (+▲▼)	Short Covering	Put COI (Bullish ▲)	Put COI (+▲▼)	Long Unwinding	NET Oi	+▲▼	Net Oi Signal	Price Action Signal		BN PCR	BN LTP
09:22:20	614180	0		622704	0		8524	0	Bullish	Wait		1.01	21,614.45	09:22:20	307913	0		236456	0		-71457	0	Bearish	Wait		0.77	47,835.50
09:32:21	979719	365539		1104484	481780		124765	116241	Bullish	Bullish		1.13	21,619.00	09:32:21	459575	151662		338104	101648		-121471	-50014	Bearish	Bullish		0.74	47,873.85
09:42:21	1150745	171026		1355693	251209		204948	80183	Bullish	Bearish		1.18	21,607.70	09:42:21	464414	4839		408818	70714		-55596	65875	Bearish	Bullish		0.88	47,886.05
09:52:20	1417445	266700		1566456	210763		149011	-55937	Bullish	Bullish		1.11	21,612.25	09:52:20	511695	47281		478178	69360		-33517	22079	Bearish	Bearish		0.93	47,881.50
10:02:21	1529344	111899		1645847	79391		116503	-32508	Bullish	Bearish		1.08	21,605.50	10:02:21	516390	4695		514704	36526		-1686	31831	Bearish	Bullish		1	47,918.25
10:12:21	1459782	-69562	Short C	1802388	156541		342606	226103	Bullish	Bullish		1.23	21,620.70	10:12:21	499063	-17327	Short C	588346	73642		89283	90969	Bullish	Bullish		1.18	47,964.65
10:22:20	1166716	-293066	Short C	2015271	212883		848555	505949	Bullish	Bullish		1.73	21,644.70	10:22:20	497835	-1228	Short C	637501	49155		139666	50383	Bullish	Bullish		1.28	48,014.25
10:32:22	1150275	-16441	Short C	2186068	170797		1035793	187238	Bullish	Bearish		1.9	21,636.50	10:32:22	477475	-20360	Short C	678964	41463		201489	61823	Bullish	Bearish		1.42	47,971.60
10:42:21	1150275	0		2186068	0		1035793	0	Bullish	Bullish		1.9	21,641.75	10:42:21	477475	0		678964	0		201489	0	Bullish	Bullish		1.42	47,994.75
10:52:21	1323050	172775		2433892	247824		1110842	75049	Bullish	Bearish		1.84	21,630.95	10:52:21	505156	27681		685307	6343		180151	-21338	Bullish	Bearish		1.36	47,960.00
11:03:04	1384159	61109		2465202	31310		1081043	-29799	Bullish	Bullish		1.78	21,641.20	11:03:04	514474	9318		697690	12383		183216	3065	Bullish	Bullish		1.36	47,991.85
11:12:20	1382461	-1698	Short C	2442029	-23173	Long UW	1059568	-21475	Bullish	Bullish		1.77	21,649.75	11:12:20	437285	-77189	Short C	782539	84849		345254	162038	Bullish	Bullish		1.79	48,093.40
11:22:20	1463350	80889		2480029	38000		1016679	-42889	Bullish	Bearish		1.69	21,646.05	11:22:20	436732	-553		951542	169003		514810	169556	Bullish	Bullish		2.18	48,149.45
11:32:20	1504076	40726		2507194	27165		1003118	-13561	Bullish	Bullish		1.67	21,649.05	11:32:20	453278	16546		958401	6859		505123	-9687	Bullish	Bearish		2.11	48,116.90
11:42:20	1505270	1194		2586584	79390		1081314	78196	Bullish	Bearish		1.72	21,642.90	11:42:20	462813	9535		934752	-23649	Long UW	471939	-33184	Bullish	Bearish		2.02	48,104.00
11:52:20	1491572	-13698	Short C	2687279	100695		1195707	114393	Bullish	Bullish		1.8	21,645.80	11:52:20	483985	21172		927543	-7209	Long UW	443558	-28381	Bullish	Bullish		1.92	48,122.05
12:02:20	1474739	-16833	Short C	2722607	35328		1247868	52161	Bullish	Bearish		1.85	21,643.00	12:02:20	488574	4589		937722	10179		449148	5590	Bullish	Bearish		1.92	48,112.80
12:12:20	1462226	-12513	Short C	2752398	29791		1290172	42304	Bullish	Bearish		1.88	21,642.60	12:12:20	497378	8804		946688	8966		449310	162	Bullish	Bearish		1.9	48,100.30
12:22:20	1486276	24050		2791133	38735		1304857	14685	Bullish	Bullish		1.88	21,647.40	12:22:20	484130	-13248	Short C	976945	30257		492815	43505	Bullish	Bullish		2.02	48,117.85
12:32:20	1352512	-133764	Short C	2824349	33216		1471837	166980	Bullish	Bullish		2.09	21,664.95	12:32:20	492417	8287		1000451	23506		508034	15219	Bullish	Bullish		2.03	48,142.95
12:42:20	1396452	43940		2879497	55148		1483045	11208	Bullish	Bullish		2.06	21,666.25	12:42:20	501783	9366		992803	-7648	Long UW	491020	-17014	Bullish	Bearish		1.98	48,128.15
12:52:22	1477507	81055		2892325	12828		1414818	-68227	Bullish	Bearish		1.96	21,662.55	12:52:22	508321	6538		1003671	10868		495350	4330	Bullish	Bullish		1.97	48,138.95
13:02:21	1536512	59005		2883538	-8787	Long UW	1347026	-67792	Bullish	Bearish		1.88	21,660.70	13:02:21	498462	-9859	Short C	1001318	-2353	Long UW	502856	7506	Bullish	Bullish		2.01	48,159.30
13:12:21	1601035	64523		2903075	19537		1302040	-44986	Bullish	Bullish		1.81	21,670.25	13:12:21	513890	15428		1045841	44523		531951	29095	Bullish	Bullish		2.04	48,173.15
13:22:19	1623833	22798		2917222	14147		1293389	-8651	Bullish	Bearish		1.8	21,662.90	13:22:19	491804	-22086	Short C	1091750	45909		599946	67995	Bullish	Bearish		2.22	48,158.10
13:32:19	1619883	-3950	Short C	2921878	4656		1301995	8606	Bullish	Bearish		1.8	21,655.05	13:32:19	499049	7245		1082228	-9522	Long UW	583179	-16767	Bullish	Bearish		2.17	48,110.45
13:42:20	1607615	-12268	Short C	2974572	52694		1366957	64962	Bullish	Bullish		1.85	21,672.80	13:42:20	533346	34297		1045281	-36947	Long UW	511935	-71244	Bullish	Bullish		1.96	48,144.05
13:52:25	1663011	55396		2889465	-85107	Long UW	1226454	-140503	Bullish	Bearish		1.74	21,669.65	13:52:25	553491	20145		1035234	-10047	Long UW	481743	-30192	Bullish	Bullish		1.87	48,166.25
14:02:21	1690124	27113		2866250	-23215	Long UW	1176126	-50328	Bullish	Bearish		1.7	21,660.20	14:02:21	547774	-5717	Short C	1009454	-25780	Long UW	461680	-20063	Bullish	Bearish		1.84	48,094.95
14:12:20	1756767	66643		2906264	40014		1149497	-26629	Bullish	Bullish		1.65	21,662.85	14:12:20	558714	10940		1005774	-3680	Long UW	447060	-14620	Bullish	Bullish		1.8	48,096.45
14:22:19	1742807	-13960	Short C	2870431	-35833	Long UW	1127624	-21873	Bullish	Bearish		1.65	21,658.95	14:22:19	555619	-3095	Short C	1004588	-1186	Long UW	448969	1909	Bullish	Bullish		1.81	48,103.30
14:32:19	1681052	-61755	Short C	2767167	-103264	Long UW	1086115	-41509	Bullish	Bearish		1.65	21,652.70	14:32:19	546191	-9428	Short C	997165	-7423	Long UW	450974	2005	Bullish	Bullish		1.83	48,115.45
14:42:24	1683747	2695		2749884	-17283	Long UW	1066137	-19978	Bullish	Bearish		1.63	21,646.15	14:42:24	533467	-12724	Short C	1006000	8835		472533	21559	Bullish	Bullish		1.89	48,143.15
14:52:20	1655673	-28074	Short C	2618018	-131866	Long UW	962345	-103792	Bullish	Bullish		1.58	21,651.80	14:52:20	539890	6423		1012984	6984		473094	561	Bullish	Bearish		1.88	48,142.30
15:02:20	1544977	-110696	Short C	2412302	-205716	Long UW	867325	-95020	Bullish	Bullish		1.56	21,652.60	15:02:20	523462	-16428	Short C	984915	-28069	Long UW	461453	-11641	Bullish	Bullish		1.88	48,146.60
15:12:20	1241381	-303596	Short C	1946193	-466109	Long UW	704812	-162513	Bullish	Bullish		1.57	21,652.70	15:12:20	489243	-34219	Short C	968236	-16679	Long UW	478993	17540	Bullish	Bullish		1.98	48,159.90
15:22:20	973004	-268377	Short C	1689848	-256345	Long UW	716844	12032	Bullish	Bullish		1.74	21,660.25	15:22:20	441972	-47271	Short C	931846	-36390	Long UW	489874	10881	Bullish	Bullish		2.11	48,222.60

Nifty ATM	Nifty Spot	Nifty Pre Cl	Nifty Open	Nifty High	Nifty Low	India VIX	Current Expiry	Exp High	21,756.50	70.85	Not Break	Resistanc	21650	BN ATM	BN Spot	BN Pre CL	BN Open	BN High	BN Low	India VIX	Thursday		Exp High	48,138.90	-142.30	Breakout	Resistanc	49000
21650	21,658.60	21517.35	21,605.80	21,885.65	21,564.55	13.33	2024-01-04	Exp Low	21,455.10	109.45	Not Break	Support	21650	48200	48,195.85	47,704.95	47,805.40	48,281.20	47,738.15	13.33			Exp Low	47,471.90	266.25	Not Break	Support	48000
Time	Call COI (Bearish ▼)	Call COI (+▲▼)	Short Covering	Put COI (Bullish ▲)	Put COI (+▲▼)	Long UW	NET Oi	+▲▼	Net Oi Signal	Price Action Signal		Nifty PCR	Nifty LTP	Time	Call COI (Bearish ▼)	Call COI (+▲▼)	Short Covering	Put COI (Bullish ▲)	Put COI (+▲▼)	Long Unwinding	NET Oi	+▲▼	Net Oi Signal	Price Action Signal		BN PCR	BN LTP	
09:17:53	380093	0		86206	0		-293887	0	Bearish	Wait		0.23	21,594.20	09:17:53	138158	0		99469	0		-38689	0	Bearish	Wait		0.72	47,833.70	
09:32:55	979719	599626		1104484	1018278		124765	418652	Bullish	Bullish		1.13	21,616.75	09:32:55	459575	321417		374493	275024		-85082	-46393	Bearish	Bullish		0.81	47,872.05	
09:47:53	1278145	298426		1484069	379585		205924	81159	Bullish	Bearish		1.16	21,608.00	09:47:53	492714	33139		443789	69296		-48925	36157	Bearish	Bullish		0.9	47,893.00	
10:02:56	1529344	251199		1645847	161778		116503	-89421	Bullish	Bearish		1.08	21,604.10	10:02:56	516390	23676		514704	70915		-1686	47239	Bearish	Bullish		1	47,912.70	
10:17:53	1263902	-265442	Short C	1897718	251871		633816	-517313	Bullish	Bullish		1.5	21,636.10	10:17:53	478786	-37604	Short C	618268	103564		139482	141168	Bullish	Bullish		1.29	47,984.05	
10:32:54	1150275	-113627	Short C	2186068	288350		1035793	-401977	Bullish	Bullish		1.9	21,636.65	10:32:54	477475	-1311	Short C	678964	60696		201489	62007	Bullish	Bearish		1.42	47,974.30	
10:47:53	1150275	0		2369395	183327		1219120	-183327	Bullish	Bearish		2.06	21,636.50	10:47:53	477475	0		678964	0		201489	0	Bullish	Bearish		1.42	47,971.75	
11:17:53	1436704	286429		2488732	119337		1052028	-167092	Bullish	Bullish		1.73	21,652.45	11:17:53	449164	-28311	Short C	858819	179855		409655	208166	Bullish	Bullish		1.91	48,155.75	
11:32:53	1504076	67372		2507194	18462		1003118	-48910	Bullish	Bearish		1.67	21,647.60	11:32:53	453278	4114		958401	99582		505123	95468	Bullish	Bearish		2.11	48,116.95	
11:47:53	1514409	10333		2652714	145520		1138305	135187	Bullish	Bearish		1.75	21,642.75	11:47:53	481377	28099		920901	-37500	Long UW	439524	-65599	Bullish	Bearish		1.91	48,106.30	
12:02:54	1474739	-39670	Short C	2722607	69893		1247868	109563	Bullish	Bearish		1.85	21,642.70	12:02:54	488574	7197		937722	16821		449148	9624	Bullish	Bullish		1.92	48,116.30	
12:17:53	1467343	-7396	Short C	2779424	56817		1312081	64213	Bullish	Bullish		1.89	21,643.25	12:17:53	487602	-972		957663	19941		470061	20913	Bullish	Bearish		1.96	48,111.85	
12:32:53	1352512	-114831	Short C	2824349	44925		1471837	159756	Bullish	Bullish		2.09	21,665.20	12:32:53	492417	4815		1000451	42788		508034	37973	Bullish	Bullish		2.03	48,132.05	
12:47:53	1455329	102817		2898916	74567		1443587	-28250	Bullish	Bullish		1.99	21,667.70	12:47:53	509101	16684		994754	-5697	Long UW	485653	-22381	Bullish	Bullish		1.95	48,154.90	
13:02:53	1536512	81183		2883538	-15378	Long UW	1347026	-96561	Bullish	Bearish		1.88	21,662.00	13:02:53	498462	-10639	Short C	1001318	6564		502856	17203	Bullish	Bullish		2.01	48,164.30	
13:17:53	1600308	63796		2906558	23020		1306250	-40776	Bullish	Bullish		1.82	21,665.20	13:17:53	485987	-12475	Short C	1064057	62739		578070	75214	Bullish	Bullish		2.19	48,185.05	
13:32:54	1619883	19575		2921878	15320		1301995	-4255	Bullish	Bearish		1.8	21,655.75	13:32:54	499049	13062		1082228	18171		583179	5109	Bullish	Bearish		2.17	48,117.40	
13:47:53	1644403	24520		2938131	16253		1293728	-8267	Bullish	Bullish		1.79	21,661.95	13:47:53	543362	44313		1035132	-47096	Long UW	491770	-91409	Bullish	Bearish		1.91	48,102.90	
14:02:53	1690124	45721		2866250	-71881	Long UW	1176126	-117602	Bullish	Bearish		1.7	21,652.95	14:02:53	547798	4436		1009454	-25678	Long UW	461656	-30114	Bullish	Bearish		1.84	48,077.80	
14:17:53	1753968	63844		2872990	6740		1119022	-57104	Bullish	Bearish		1.64	21,652.40	14:17:53	551183	3385		1004928	-4526	Long UW	453745	-7911	Bullish	Bullish		1.82	48,093.50	
14:32:54	1681052	-72916	Short C	2767167	-105823	Long UW	1086115	-32907	Bullish	Bullish		1.65	21,654.85	14:32:54	546191	-4992	Short C	997165	-7763	Long UW	450974	-2771	Bullish	Bullish		1.83	48,124.95	
14:47:53	1654509	-26543	Short C	2690299	-76868	Long UW	1035790	-50325	Bullish	Bearish		1.63	21,648.90	14:47:53	540015	-6176	Short C	1010854	13689		470839	19865	Bullish	Bullish		1.87	48,143.70	
15:02:54	1544977	-109532	Short C	2412302	-277997	Long UW	867325	-168465	Bullish	Bearish		1.56	21,648.30	15:02:54	523462	-16553	Short C	984915	-25939	Long UW	461453	-9386	Bullish	Bullish		1.88	48,147.50	
15:17:53	1082796	-462181	Short C	1785906	-626396	Long UW	703110	-164215	Bullish	Bullish		1.65	21,655.65	15:17:53	469653	-53809	Short C	945654	-39261	Long UW	476001	14548	Bullish	Bullish		2.01	48,189.15	

Bank Nifty Component						Nifty Component					
Sr No	Name	LTP	Prev Cl	Change	Gainer	Sr No	Name	LTP	Prev Cl	Change	Gainer
1	HDFC Bank	1,692.50	1,672.90	19.60	11	1	RELIANCE	2600.00	2583.30	16.70	29
2	ICICI Bank	988.65	984.05	4.60	Looser	2	HDFCBANK	1690.85	1672.90	17.95	Looser
3	SBI	643.60	643.45	0.15	1	3	INFY	1513.00	1490.00	23.00	22
4	Kotak Mahindra Bank	1,865.00	1,865.90	-0.90		4	ICICIBANK	988.65	984.05	4.60	
5	Axis Bank	1,125.00	1,098.60	26.40		5	TCS	3668.60	3691.75	-23.15	
6	IndusInd Bank	1,645.90	1,601.15	44.75		6	KOTAKBANK	1865.00	1865.90	-0.90	
7	Bank of Baroda Ltd	238.25	232.85	5.40		7	HINDUNILVR	2592.00	2606.55	-14.55	
8	AU Small Finance Bank	800.45	770.35	30.10		8	AXISBANK	1125.00	1098.60	26.40	
9	Federal Bank	154.95	151.75	3.20		9	LT	3459.95	3440.35	19.60	
10	IDFC First Bank	87.15	86.10	1.05		10	ITC	475.50	477.25	-1.75	
11	Bandhan Bank	260.75	253.90	6.85		11	SBIN	643.60	643.45	0.15	
12	Punjab National Bank	97.35	96.45	0.90		12	BAJFINANCE	7698.60	7384.80	313.80	
						13	ASIANPAINT	3375.35	3373.60	1.75	
						14	BHARTIARTL	1058.65	1035.20	23.45	
						15	HCLTECH	1420.50	1437.75	-17.25	
						16	MARUTI	9995.00	10077.65	-82.65	
						17	TATASTEEL	134.40	135.35	-0.95	
						18	WIPRO	452.45	455.90	-3.45	
						19	ULTRACEMCO	10032.95	10111.55	-78.60	
						20	M&M	1642.00	1655.25	-13.25	
						21	BAJAJFINSV	1701.80	1677.65	24.15	
						22	SUNPHARMA	1310.00	1298.60	11.40	
						23	TITAN	3715.00	3693.05	21.95	
						24	TECHM	1249.00	1244.20	4.80	
						25	DRREDDY	5832.45	5931.90	-99.45	
						26	JSWSTEEL	836.20	837.65	-1.45	
						27	NESTLEIND	27150.05	26635.20	514.85	
						28	INDUSINDBK	1645.90	1601.15	44.75	
						29	TATAMOTORS	795.70	781.45	14.25	
						30	POWERGRID	241.70	237.05	4.65	
						31	GRASIM	2063.00	2072.20	-9.20	
						32	HDFCLIFE	648.00	637.20	10.80	
						33	DIVISLAB	4048.55	4030.60	17.95	
Common Stocks & its Weightage in Nifty50 & Bank Nifty											
	Sr no	Common Stocks	Nifty50	Bank Nifty							
	1	HDFCBANK	8.87	26.30							
	2	ICICIBANK	8.00	24.67							
	3	AXISBANK	2.29	12.18							
	4	SBIN	2.66	11.03							
	5	KOTAKBANK	3.91	10.63							
	6	INDUSINDBK	0.80	5.44							
			26.53	90.25							
Fin Nifty Component											
Sr No	Name	LTP	Prev Cl	Change	Gainer						
1	IEX	165.65	163.15	2.50	19						
2	SBICARD	770.05	769.85	0.20	Looser						
3	ICICIGI	1,394.05	1,378.00	16.05	1						
4	LICHSGFIN	572.20	557.60	14.60							
5	BAJFINANCE	7,698.60	7,384.80	313.80							
6	SBILIFE	1,430.35	1,422.70	7.65							
7	AXISBANK	1,125.00	1,098.60	26.40							

8	BAJAJFINSV	1,701.80	1,677.65	24.15			34	NTPC	317.00	306.20	10.80
9	SBIN	643.60	643.45	0.15			35	HINDALCO	590.00	593.05	-3.05
10	ICICIBANK	988.65	984.05	4.60			36	BAJAJ-AUTO	6929.95	6986.50	-56.55
11	MUTHOOTFIN	1,518.70	1,475.85	42.85			37	ADANI PORTS	1122.00	1094.25	27.75
12	KOTAKBANK	1,865.00	1,865.90	-0.90			38	CIPLA	1299.50	1300.15	-0.65
13	CHOLAFIN	1,299.00	1,240.50	58.50			39	TATA CONSUM	1123.65	1084.95	38.70
14	HDFCBANK	1,690.85	1,672.90	17.95			40	SBILIFE	1430.35	1422.70	7.65
15	RECLTD	436.00	423.55	12.45			41	BPCL	453.90	461.05	-7.15
16	HDFCLIFE	648.00	637.20	10.80			42	UPL	588.00	586.85	1.15
17	ICICIPRULI	539.00	534.90	4.10			43	BRITANNIA	5362.00	5253.80	108.20
18	SHRIRAMFIN	2,151.00	2,090.05	60.95			44	ONGC	214.50	208.25	6.25
19	PFC	405.90	393.10	12.80			45	EICHERMOT	3858.95	3887.60	-28.65
20	HDFCAMC	3,320.00	3,237.25	82.75			46	HEROMOTOCO	3945.00	3989.85	-44.85
							47	ADANI ENT	2996.00	3003.00	-7.00
							48	COALINDIA	384.95	384.55	0.40
							49	APOLLOHOSP	5754.25	5768.30	-14.05
							50	LTIM	5877.00	5961.05	-84.05

Sectors	Per % Change	Ranking			1 - Realty		2 - FMCG		3 - Banking		4 - Media	
Realty	75.46%	1	Rank	Stock Name	LTP	Stock Name	LTP	Stock Name	LTP	Stock Name	LTP	
FMCG	26.41%	2	1	SOBHA	1296.6 (177.1)	UBL	1894 (69.05)	AUBANK	801 (30.65)	DISHTV	19.5 (0.65)	
Banking	19.85%	3	2	LODHA	1099.95 (95.9)	TATACONSUM	1123.65 (38.7)	INDUSINDBK	1645.9 (44.75)	HATHWAY	22.7 (0.75)	
Media	8.66%	4	3	SUNTECK	471.9 (34.9)	GODREJCP	1202.8 (34.7)	BANDHANBNK	260.65 (6.75)	SUNTV	730 (11.1)	
Consumer Durables	7.73%	5	4	GODREJPROP	2212.55 (160.2)	VBL	1262 (36.2)	AXISBANK	1125 (26.4)	ZEEL	289.95 (4.3)	
Oil & Gas	6.78%	6	5	IBREALEST	94.25 (5.85)	EMAMILTD	560 (15.95)	BANKBARODA	238.05 (5.2)	NAZARA	850 (4.15)	
Metal	5.13%	7	6	DLF	762.5 (46.85)	DABUR	565.05 (13.95)	FEDERALBNK	154.95 (3.2)	NETWORK18	90.1 (0.4)	
Automobile	4.09%	8	7	BRIGADE	925 (55.65)	BRITANNIA	5362 (108.2)	IDFCFIRSTB	87.15 (1.05)	INOXLEISUR	0 (0)	
Pharma	2.85%	9	8	PRESTIGE	1328.8 (70.55)	MARICO	554.25 (10.7)	HDFCBANK	1690.85 (17.95)	INOXLEISUR	0 (0)	
IT	2.00%	10	9	OBEROIRLTY	1535 (76)	NESTLEIND	27150.05 (514.8)	PNB	97.35 (0.9)	INOXLEISUR	0 (0)	
Company Name	Sector	Symbol	O=H (Bearish)	O=L (Bullish)	LTP	Change	Per % Change	Prev Cl	Open	High	Low	
AU Small Finance Bank Ltd.	Banking	AUBANK			801	30.65	3.98%	770.35	778	804.15	745.05	
Axis Bank Ltd.	Banking	AXISBANK			1125	26.4	2.40%	1098.6	1103	1130	1100.05	
Bandhan Bank Ltd.	Banking	BANDHANBNK			260.65	6.75	2.66%	253.9	255.6	263.1	252.7	
Bank of Baroda	Banking	BANKBARODA			238.05	5.2	2.23%	232.85	233.05	240.1	232.9	
Federal Bank Ltd.	Banking	FEDERALBNK			154.95	3.2	2.11%	151.75	152.5	155.25	152.45	
HDFC Bank Ltd.	Banking	HDFCBANK			1690.85	17.95	1.07%	1672.9	1678	1694.95	1670.7	
ICICI Bank Ltd.	Banking	ICICIBANK			988.65	4.6	0.47%	984.05	986.4	989.15	981.9	
IDFC First Bank Ltd.	Banking	IDFCFIRSTB		O=L	87.15	1.05	1.22%	86.1	86.2	87.2	86.2	
IndusInd Bank Ltd.	Banking	INDUSINDBK		O=L	1645.9	44.75	2.79%	1601.15	1593	1655	1593	
Kotak Mahindra Bank Ltd.	Banking	KOTAKBANK	O=H		1865	-0.9	-0.05%	1865.9	1871.5	1871.5	1860.55	
Punjab National Bank	Banking	PNB			97.35	0.9	0.93%	96.45	96.5	97.85	96.45	
State Bank of India	Banking	SBIN			643.6	0.15	0.02%	643.45	642.5	646.4	638.65	
Ashok Leyland Ltd.	Automobile	ASHOKLEY	O=H		179.85	0.15	0.08%	179.7	181.4	181.4	179.55	
Bajaj Auto Ltd.	Automobile	BAJAJ-AUTO			6929.95	-56.55	-0.81%	6986.5	7025	7028.95	6887	
Balkrishna Industries Ltd.	Automobile	BALKRISIND			2503	-2.9	-0.12%	2505.9	2509.55	2517.4	2490	
Bharat Forge Ltd.	Automobile	BHARATFORG			1262.15	26.2	2.12%	1235.95	1229.05	1265.1	1219.3	
Bosch Ltd.	Automobile	BOSCHLTD			22490	200.85	0.90%	22289.15	22289.15	22550	22202.55	
Eicher Motors Ltd.	Automobile	EICHERMOT			3858.95	-28.65	-0.74%	3887.6	3887.5	3915	3848.5	
Hero MotoCorp Ltd.	Automobile	HEROMOTOCO			3945	-44.85	-1.12%	3989.85	3997.5	4006.15	3929.85	
MRF Ltd.	Automobile	MRF			131899.9	1304.05	1.00%	130595.85	130500	131950	130149	
Mahindra & Mahindra Ltd.	Automobile	M&M			1642	-13.25	-0.80%	1655.25	1666.9	1674.45	1638.2	
Maruti Suzuki India Ltd.	Automobile	MARUTI			9995	-82.65	-0.82%	10077.65	10100	10120	9985.55	
Samvardhana Motherson International Ltd.	Automobile	MOTHERSON			103.5	1.6	1.57%	101.9	102.2	104.5	102.1	
Sona BLW Precision Forgings Ltd.	Automobile	SONACOMS			649.05	11	1.72%	638.05	640.25	669.95	638.35	
TVS Motor Company Ltd.	Automobile	TVSMOTOR			1980	-17.9	-0.90%	1997.9	2008	2014.1	1979.3	
Tata Motors Ltd.	Automobile	TATAMOTORS			795.7	14.25	1.82%	781.45	798	801.8	791.3	
Tube Investments of India Ltd.	Automobile	TIINDIA			3548	6.15	0.17%	3541.85	3539	3634.5	3496.1	
Britannia Industries Ltd.	FMCG	BRITANNIA			5362	108.2	2.06%	5253.8	5253.8	5375	5221	
Colgate Palmolive (India) Ltd.	FMCG	COLPAL			2502	8.6	0.34%	2493.4	2502	2523.85	2496.1	
Dabur India Ltd.	FMCG	DABUR			565.05	13.95	2.53%	551.1	554.65	567.3	550.9	
Emami Ltd.	FMCG	EMAMILTD		O=L	560	15.95	2.93%	544.05	550	569.15	550	
Godrej Consumer Products Ltd.	FMCG	GODREJCP			1202.8	34.7	2.97%	1168.1	1168.1	1207.35	1167.05	
Hindustan Unilever Ltd.	FMCG	HINDUNILVR			2592	-14.55	-0.56%	2606.55	2606.55	2623	2588.05	
ITC Ltd.	FMCG	ITC			475.5	-1.75	-0.37%	477.25	480	481.45	474.2	

Marico Ltd.	FMCG	MARICO			554.25	10.7	1.97%	543.55	544.95	556	544
Nestle India Ltd.	FMCG	NESTLEIND			27150.05	514.85	1.93%	26635.2	26851.05	27150.05	26652.05
Pfizer & Gamble Hygiene & Health Care Ltd	FMCG	PGHH	O=H		17130	54.65	0.32%	17075.35	17399.95	17399.95	17001.85
Radico Khaitan Ltd	FMCG	RADICO		O=L	1673.9	17.55	1.06%	1656.35	1650	1695	1650
Tata Consumer Products Ltd.	FMCG	TATACONSUM			1123.65	38.7	3.57%	1084.95	1088.1	1128.6	1086.15
United Breweries Ltd.	FMCG	UBL			1894	69.05	3.78%	1824.95	1829.3	1898.1	1829.25
United Spirits Ltd.	FMCG	MCDOWELL-N			1108.2	10	0.91%	1098.2	1102	1114.55	1100.6
Varun Beverages Ltd.	FMCG	VBL			1262	36.2	2.95%	1225.8	1246	1277.4	1234
Coforge Ltd.	IT	COFORGE			5967.8	39.6	0.67%	5928.2	5945	6037	5911.6
HCL Technologies Ltd.	IT	HCLTECH			1420.5	-17.25	-1.20%	1437.75	1437	1444.8	1417.15
Infosys Ltd.	IT	INFY			1513	23	1.54%	1490	1504.95	1519.75	1492.9
L&T Technology Services Ltd.	IT	LTTS			5222.25	107.2	2.10%	5115.05	5159	5294	5131.1
LTIMindtree Ltd.	IT	LTIM			5877	-84.05	-1.41%	5961.05	5963	6020	5851.7
Mphasis Ltd.	IT	MPHASIS			2614.95	36.25	1.41%	2578.7	2591.95	2641	2581.5
Persistent Systems Ltd.	IT	PERSISTENT			7280	-7.55	-0.10%	7287.55	7312	7414.95	7218.15
Tata Consultancy Services Ltd.	IT	TCS			3668.6	-23.15	-0.63%	3691.75	3701.75	3719	3651
Tech Mahindra Ltd.	IT	TECHM			1249	4.8	0.39%	1244.2	1250.1	1254.7	1231.7
Wipro Ltd.	IT	WIPRO			452.45	-3.45	-0.76%	455.9	457	459.85	451.4
Dish TV India Ltd.	Media	DISHTV			19.5	0.65	3.45%	18.85	19	19.85	18.9
Hathway Cable & Datacom Ltd.	Media	HATHWAY			22.7	0.75	3.42%	21.95	22.05	23.2	22
Inox Leisure Ltd.	Media	INOXLEISUR	O=H	O=L	0	0	0.00%	0	0	0	0
Navneet Education Ltd.	Media	NAVNETEDUL			156.2	-3.5	-2.19%	159.7	159.7	163.25	155.25
Nazara Technologies Ltd.	Media	NAZARA			850	4.15	0.49%	845.85	847	853	846
Network18 Media & Investments Ltd.	Media	NETWORK18			90.1	0.4	0.45%	89.7	90	92.05	89.5
PVR Ltd.	Media	PVR	O=H	O=L	0	0	0.00%	0	0	0	0
Sun TV Network Ltd.	Media	SUNTV			730	11.1	1.54%	718.9	718.9	734.9	716.25
TV18 Broadcast Ltd.	Media	TV18BRDCST			52.8	0	0.00%	52.8	53.2	53.7	52.3
Zee Entertainment Enterprises Ltd.	Media	ZEEL			289.95	4.3	1.51%	285.65	286.4	292.65	284.5
APL Apollo Tubes Ltd.	Metal	APLAPOLLO			1447.55	-22.6	-1.54%	1470.15	1480	1487.6	1432.9
Adani Enterprises Ltd.	Metal	ADANIEN			2996	-7	-0.23%	3003	3039.4	3044.45	2990
Hindalco Industries Ltd.	Metal	HINDALCO			590	-3.05	-0.51%	593.05	594	595.85	587.65
Hindustan Copper Ltd.	Metal	HINDCOPPER			277.9	12.35	4.65%	265.55	267.55	283.75	266.25
Hindustan Zinc Ltd.	Metal	HINDZINC			318	-0.8	-0.25%	318.8	318.05	319.9	317.9
JSW Steel Ltd.	Metal	JSWSTEEL			836.2	-1.45	-0.17%	837.65	840.25	843.8	835
Jindal Stainless Ltd.	Metal	JSL			600.55	3.5	0.59%	597.05	596.4	610.2	593.5
Jindal Steel & Power Ltd.	Metal	JINDALSTEL			744.5	12.5	1.71%	732	734.9	751.6	732.95
MOIL Ltd.	Metal	MOIL			314.6	-1.05	-0.33%	315.65	316.95	319.6	312.15
National Aluminium Co. Ltd.	Metal	NATIONALUM			130.7	0.85	0.65%	129.85	131	132.9	129.65
Ratnamani Metals & Tubes Ltd.	Metal	RATNAMANI		O=L	3375.05	23.4	0.70%	3351.65	3358	3407.95	3358
Steel Authority of India Ltd.	Metal	SAIL			118.65	-0.45	-0.38%	119.1	119.25	120.7	118.25
Tata Steel Ltd.	Metal	TATASTEEL			134.4	-0.95	-0.70%	135.35	136	136.35	134
Vedanta Ltd.	Metal	VEDL			266	2.2	0.83%	263.8	270	270.65	265.35
Welspun Corp Ltd.	Metal	WELCORP			560	0.65	0.12%	559.35	559.3	571	554.35
Abbott India Ltd.	Pharma	ABBOTINDIA	O=H		23610	3.4	0.01%	23606.6	23675	23675	23143.55
Alkem Laboratories Ltd.	Pharma	ALKEM			5288	47.5	0.91%	5240.5	5240.5	5301	5228.6
Aurobindo Pharma Ltd.	Pharma	AUOPHARMA			1116.8	25.5	2.34%	1091.3	1093	1122	1090.1
Biocon Ltd.	Pharma	BIOCON			283	0.65	0.23%	282.35	286	287.85	281.2

Cipla Ltd.	Pharma	CIPLA		1299.5	-0.65	-0.05%	1300.15	1304	1308	1286.65
Divi's Laboratories Ltd.	Pharma	DIVISLAB		4048.55	17.95	0.45%	4030.6	4050	4074.4	3973.2
Dr. Reddy's Laboratories Ltd.	Pharma	DRREDDY	O=H	5832.45	-99.45	-1.68%	5931.9	5922.15	5922.15	5825
Gland Pharma Ltd.	Pharma	GLAND		1980	-51.1	-2.52%	2031.1	2043	2057.6	1968.4
Glaxosmithkline Pharmaceuticals Ltd.	Pharma	GLAXO		2090	24.15	1.17%	2065.85	2090	2136.75	2079.7
Glenmark Pharmaceuticals Ltd.	Pharma	GLENMARK		899	1.1	0.12%	897.9	898.05	913.55	890.85
Granules India Ltd.	Pharma	GRANULES		417.5	-2.45	-0.58%	419.95	421.35	422.35	415.55
Ipca Laboratories Ltd.	Pharma	IPCALAB		1112	1.75	0.16%	1110.25	1110.2	1120	1105.15
Laurus Labs Ltd.	Pharma	LAURUSLABS		432.4	2.95	0.69%	429.45	431	433.95	429.05
Lupin Ltd.	Pharma	LUPIN		1402	-4.4	-0.31%	1406.4	1406.85	1422.4	1394.35
NATCO Pharma Ltd.	Pharma	NATCOPHARM		838.05	2.6	0.31%	835.45	842	844.95	834.95
Pfizer Ltd.	Pharma	PFIZER	O=L	4396.9	20.85	0.48%	4376.05	4376.7	4405.75	4376.7
Sanofi India Ltd.	Pharma	SANOFI		8345	-20.15	-0.24%	8365.15	8364	8384.5	8301
Sun Pharmaceutical Industries Ltd.	Pharma	SUNPHARMA		1310	11.4	0.88%	1298.6	1304	1328.5	1297.05
Torrent Pharmaceuticals Ltd.	Pharma	TORNTPHARM		2370.9	19.5	0.83%	2351.4	2355	2385.9	2330.85
Zydus Lifesciences Ltd.	Pharma	ZYDUSLIFE		708	-2.4	-0.34%	710.4	712	715.85	707
Brigade Enterprises Ltd.	Realty	BRIGADE		925	55.65	6.40%	869.35	872	984.9	870.1
DLF Ltd.	Realty	DLF		762.5	46.85	6.55%	715.65	718	764.75	717.5
Godrej Properties Ltd.	Realty	GODREJPROP		2212.55	160.2	7.81%	2052.35	2063.95	2236.8	2055
Indiabulls Real Estate Ltd.	Realty	IBREALEST		94.25	5.85	6.62%	88.4	88.85	96.45	88.6
Macrotech Developers Ltd.	Realty	LODHA		1099.95	95.9	9.55%	1004.05	1015	1124.95	1012
Oberoi Realty Ltd.	Realty	OBEROIRLTY		1535	76	5.21%	1459	1462	1547.35	1456.2
Phoenix Mills Ltd.	Realty	PHOENIXLTD		2380.05	89.6	3.91%	2290.45	2320	2386	2298.05
Prestige Estates Projects Ltd.	Realty	PRESTIGE		1328.8	70.55	5.61%	1258.25	1244.55	1416.9	1240
Sobha Ltd.	Realty	SOBHA		1296.6	177.1	15.82%	1119.5	1122	1343.35	1121
Sunteck Realty Ltd.	Realty	SUNTECK		471.9	34.9	7.99%	437	442	473.7	437.6
Amber Enterprises India Ltd.	Consumer Durat	AMBER		3193	80.9	2.60%	3112.1	3138.7	3238	3114
Bata India Ltd.	Consumer Durat	BATAINDIA		1610	14.8	0.93%	1595.2	1604	1614.95	1594.85
Blue Star Ltd.	Consumer Durat	BLUESTARCO		942	0.25	0.03%	941.75	942.9	947.45	930
Crompton Greaves Consumer Electricals Ltd.	Consumer Durat	CROMPTON		318.3	-0.45	-0.14%	318.75	320.85	323	316.35
Dixon Technologies (India) Ltd.	Consumer Durat	DIXON		6388.75	38.05	0.60%	6350.7	6379	6447.45	6365.65
Havells India Ltd.	Consumer Durat	HAVELLS		1400	2.3	0.16%	1397.7	1404	1412.35	1386.8
Kajaria Ceramics Ltd.	Consumer Durat	KAJARIACER		1305	5.8	0.45%	1299.2	1300	1310	1295.05
Orient Electric Ltd.	Consumer Durat	ORIENTELEC		234	1.25	0.54%	232.75	233.1	236.95	232.35
Rajesh Exports Ltd.	Consumer Durat	RAJESHXPO		371.5	-1.1	-0.30%	372.6	374.85	375.25	370.6
Relaxo Footwears Ltd.	Consumer Durat	RELAXO		901.95	2.75	0.31%	899.2	901.65	911.5	899
TTK Prestige Ltd.	Consumer Durat	TTKPRESTIG		741	-6.15	-0.82%	747.15	747.15	750.2	737.1
Titan Company Ltd.	Consumer Durat	TITAN		3715	21.95	0.59%	3693.05	3696	3727	3686.65
V-Guard Industries Ltd.	Consumer Durat	VGUARD		295.2	0.45	0.15%	294.75	296	297	294.15
Voltas Ltd.	Consumer Durat	VOLTAS		1015	28.1	2.85%	986.9	986.9	1022.95	986.2
Whirlpool of India Ltd.	Consumer Durat	WHIRLPOOL		1361	-2.95	-0.22%	1363.95	1364.5	1373	1351.95
Adani Total Gas Ltd.	Oil & Gas	ATGL		1112	12.7	1.16%	1099.3	1140	1159.8	1094.1
Aegis Logistics Ltd.	Oil & Gas	AEGISCHEM		344	-5.75	-1.64%	349.75	350.95	352.45	342.65
Bharat Petroleum Corporation Ltd.	Oil & Gas	BPCL		453.9	-7.15	-1.55%	461.05	456.8	457.5	451
Castrol India Ltd.	Oil & Gas	CASTROLIND	O=L	192	2.7	1.43%	189.3	189	195.6	189
GAIL (India) Ltd.	Oil & Gas	GAIL		162.9	0.75	0.46%	162.15	162.3	165.7	162.25
Gujarat Gas Ltd.	Oil & Gas	GUJGASLTD		505.55	6.8	1.36%	498.75	500.1	507.7	496.9

Gujarat State Petronet Ltd.	Oil & Gas	GSPL			332.95	6.95	2.13%	326	327	337	323.15
Hindustan Petroleum Corporation Ltd.	Oil & Gas	HINDPETRO			416	-5.8	-1.38%	421.8	417	418.15	412.05
Indian Oil Corporation Ltd.	Oil & Gas	IOC	O=H		131.6	-1.1	-0.83%	132.7	132	132	128.8
Indraprastha Gas Ltd.	Oil & Gas	IGL			425.45	3.25	0.77%	422.2	422.2	428	421.1
Mahanagar Gas Ltd.	Oil & Gas	MGL			1225.85	3.85	0.32%	1222	1227	1241	1223
Oil & Natural Gas Corporation Ltd.	Oil & Gas	ONGC			214.5	6.25	3.00%	208.25	210.5	215.4	209.3
Oil India Ltd.	Oil & Gas	OIL	O=H		382.6	-3.1	-0.80%	385.7	389.4	389.4	381.5
Petronet LNG Ltd.	Oil & Gas	PETRONET			232.2	3.9	1.71%	228.3	229.8	232.7	229.1
Reliance Industries Ltd.	Oil & Gas	RELIANCE			2600	16.7	0.65%	2583.3	2588	2609.85	2579.1

Top 15 Bearish Stocks | Sell !!! Sell !! Sell!!

Symbol	Sector	O=H	Per %	LTP	OPEN	HIGH	LOW	for STBT sell after 3 pm			
SHANTIGEAR	Capital Goods		-7.84%	576 (-49)	610	612.5	561.5				
SYRMA	Capital Goods		-4.42%	634.7 (-29.35)	664.95	669.85	634				
MANKIND	Healthcare		-3.55%	2079 (-76.55)	2155.85	2164.45	2060				
VAIBHAVGBL	Consumer Durables		-3.52%	417 (-15.2)	430	447.7	415.15				
JBCHEPHARM	Healthcare		-3.41%	1642.3 (-58)	1710	1733.4	1591.6				
PSPPROJECT	Construction		-2.97%	739 (-22.6)	746.45	748.95	726.1				
PVRINOX (F&O)	Media Ent & Put	O=H	-2.72%	1667.15 (-46.65)	1720	1720	1656.4				
ACE	Capital Goods		-2.54%	902 (-23.5)	931.1	937	895				
HIKAL	Healthcare		-2.52%	300 (-7.75)	309.3	309.7	298.05				
GLAND	Healthcare		-2.52%	1980 (-51.1)	2043	2057.6	1968.4				
SBCL	Capital Goods	O=H	-2.42%	584 (-14.5)	599.9	599.9	568.05				
SAGCEM	Construction Materials		-2.33%	282.4 (-6.75)	290	296.5	281.05				
CARYSIL	Consumer Durables		-2.33%	840 (-20.05)	860	871	829.05				
MAHLOG	Services		-2.33%	434.3 (-10.35)	443.95	447.8	433.4				
SHYAMMETL	Metals & Mining		-2.29%	653.4 (-15.3)	670	682	651.55				

Top 15 Bullish Stocks | Buy !!! Buy !!! Buy !!!

Symbol	Sector	O=L	Per %	LTP	OPEN	HIGH	LOW	for BTST buy after 3 pm			
SOBHA	Realty		15.82%	1296.6 (177.1)	1122	1343.35	1121				
PURVA	Realty		13.24%	215.05 (25.15)	189.95	225.45	188.85				
CENTURYTEX	Forest Materials		12.27%	1399 (152.95)	1257.65	1425	1212.2				
HSCL	Chemicals		9.99%	365.55 (33.2)	334.05	365.55	332.85				
DCMSHRIRAM	Diversified		9.89%	1141 (102.65)	1040	1175	1026.6				
LODHA	Realty		9.55%	1099.95 (95.9)	1015	1124.95	1012				
KOLTEPATIL	Realty	O=L	9.22%	567 (47.85)	521.75	578.2	521.75				
SUNTECK	Realty		7.99%	471.9 (34.9)	442	473.7	437.6				
GODREJPROP (F&O)	Realty		7.81%	2212.55 (160.2)	2063.95	2236.8	2055				
TORNTPOWER	Power		7.70%	1017 (72.7)	1005	1071.95	983				
RELINFRA	Power		7.60%	231.5 (16.35)	218	234.6	217.2				
RUSTOMJEE	Realty		6.65%	675.1 (42.1)	628.6	696.3	624.55				
BBTC	FMCG	O=L	6.61%	1590 (98.65)	1492.85	1665.15	1492.85				
DLF (F&O)	Realty		6.55%	762.5 (46.85)	718	764.75	717.5				
BRIGADE	Realty		6.40%	925 (55.65)	872	984.9	870.1				

www.oideer.com

Tool Subscription Link:

<https://www.oideer.com/subscription-plan/>

1 Day Expiry Spacial Tool Link free to all (Activated only on Expiry Day):

<https://www.oideer.com/oidata-sheet/>

Daily Oi Report (PDF):

<https://www.oideer.com/pdf/>

Learning Videos:

<https://www.oideer.com/training-videos/>

FII-DII Data (Participant wise data):

<https://www.oideer.com/fii-dii-data/>