

28-Dec-2023   Participant Wise OI		29-Dec-2023   Participant Wise OI	
Contracts		Contracts	Change
FII Net Index Future OI	81638	FII Net Index Future OI	2451
DII Net Index Future OI	15647	DII Net Index Future OI	-9249
Pro Net Index Future OI	-31397	Pro Net Index Future OI	-26825
Retail Net Index Future OI	-65888	Retail Net Index Future OI	-63662

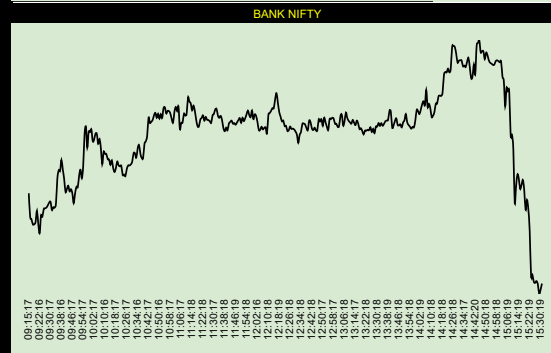
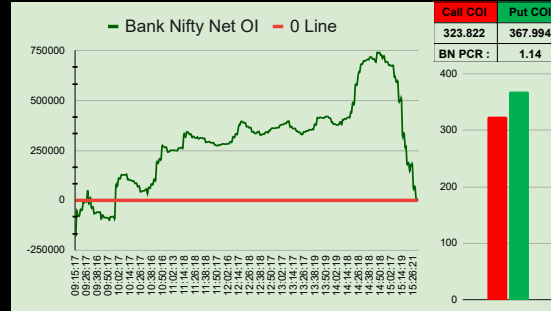
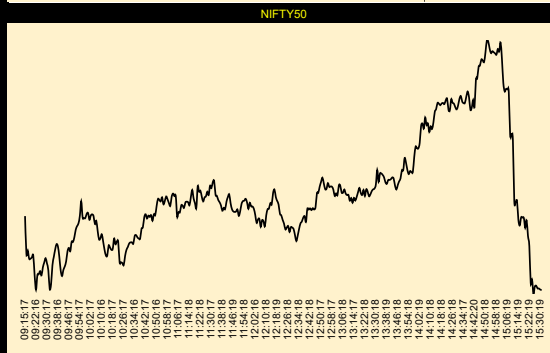
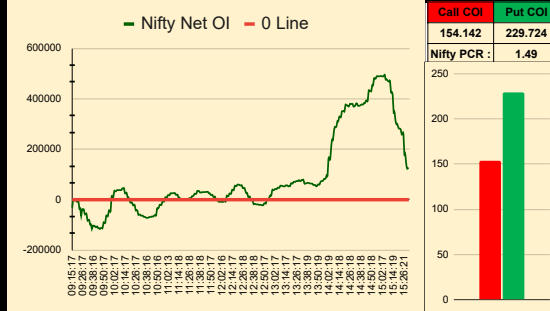


NIFTY50		India VIX   14.68	BANK NIFTY	
Current Expiry	2024-01-04		Current Expiry	2024-01-03
Nifty Prev. Cl	21,731.40		BN Prev. Cl	48,292.25
Nifty50 Open	21,727.75	-3.65	BN Open	48,203.45
Nifty50 High	21,834.35		BN High	48,450.00
Nifty50 Low	21,680.85		BN Low	48,044.15
Nifty50 Spot LTP	21,741.90	14.15	BN Spot LTP	48,234.30
Nifty50 VWAP Diff	-68.59	Bearish	BN VWAP Diff	-215.31
				Bearish
Nifty Expected Day High	21,894.70	60.35	BN Expected Day High	48,573.80
Nifty Expected Day Low	21,560.80	120.05	BN Expected Day Low	47,533.10
Max Call OI (Resistance)	22000	143,042	Max Call OI (Resistance)	48500
Max Put OI (Support)	21700	141,481	Max Put OI (Support)	45000
Nifty50 SRR is	Bearish	0.99	Bank Nifty SRR is	Bearish
				0.82
SRR Says 22000 Strike is Strong Resistance			SRR Says 48500 Strike is Strong Resistance	

CALL COI	PCR	PUT COI	CALL COI	PCR	PUT COI
154142	1.49	229724	323822	1.14	367994
Price Action	NET OI	VWAP Diff	Price Action	NET OI	VWAP Diff
Bearish	Bullish	-68.59	Bearish	Bullish	-215.31


Global Markets					
US	US	Canada	LONDON	JAPAN	CHINA
Dow Jones	Nasdaq	S&P/TSX	FTSE 100	Nikkei 225	Hang Seng
37,689.54	15,011.35	20,958.44	7,733.24	33,464.17	17,047.39
-20.56(-0.05%)	-83.78(-0.56%)	+29.06(0.14%)	+10.50(0.14%)	-75.45(-0.23%)	+3.86(0.02%)


01-Jan-2024 23:11:35   OIDeer.com					
Strike	Open Interest	Strike	Open Interest	Strike	Open Interest
Call Writer (OTM)	21900	108046	Call Writer (OTM)	48500	186949
Call Writer (OTM)	21850	83090	Call Writer (OTM)	48400	104029
Call Writer (OTM)	21800	120898	Call Writer (OTM)	48300	103818
Call Writer (ATM)	21750	45878	Call Writer (ATM)	48200	72666
Call Writer (ATM)	21741.90	357912	Total	48,234.30	467462
Put Writer (ATM)	21750	51543	Put Writer (ATM)	48200	98038
Put Writer (OTM)	21700	141481	Put Writer (OTM)	48100	77414
Put Writer (OTM)	21650	53769	Put Writer (OTM)	48000	153214
Put Writer (OTM)	21600	108394	Put Writer (OTM)	47900	45089
Total	355187		Total	373755	





Top 15 Bearish Stocks   Sell !!! Sell !!! Sell !!!							
Symbol	Sector	O=H	LTP	OPEN	HIGH	LOW	
PDSL	Textiles	O=H	520 (-31.2)	559	559	518.1	
BBTC	FMCG		1500 (-74.3)	1579	1609.7	1495.55	
ARVIND	Textiles		252 (-9.45)	263.9	264	250.05	
SAFARI	consumer Durable		1890 (-61.35)	1940	1951.35	1884	
ICIL	Textiles		298.3 (-9.55)	308.5	310.5	295	
SHILPAMED	Healthcare		320.5 (-9.8)	329.8	335.5	315	
SONATSOFTW	Information Technok		722.7 (-20.05)	736	739.9	720.4	
IPIL	Chemicals		354.5 (-9.6)	361	363.7	352.35	
CHOLAFIN (F&O)	Financial Services		1227 (-32.8)	1259.7	1260	1220	
BSOFT (F&O)	Information Technok		702.5 (-18.55)	719	722.7	700.3	
GREENPANEL	consumer Durable		417.45 (-10.75)	428.2	434.25	416.25	
CHEMPLASTS	Chemicals		487.7 (-12.25)	499.95	504.9	486.05	
GOCOLORS	consumer Service		1221.4 (-30.3)	1240.05	1247.5	1220.1	
MAHSEAMLES	Capital Goods		904 (-21.35)	926.4	928.15	902.6	
FIEMIND	Automobile		2050 (-47.75)	2124.9	2218	2032.2	


Top 15 Bullish Stocks   Buy !!! Buy !!! Buy !!!							
#	Symbol	Sector	O=L	LTP	OPEN	HIGH	LOW
1	GSFC	Chemicals		272.3 (30.9)	242	283.85	240.85
2	SAGCEM	Instruction Materi		284.8 (30.15)	255.8	296.7	254.05
3	WOCKPHARMA	Healthcare		472 (47.65)	428.95	474.2	427.05
4	JBMA	Automobile		1623.8 (159.6)	1498	1667	1490.15
6	SBCL	Capital Goods	O=L	597.5 (46.95)	555	614.95	555
6	INDIAGLYCO	Chemicals		825.75 (57.8)	767.95	867.8	766
7	HSCL	Chemicals		331.9 (22.4)	310.85	338.5	309.5
8	ALKYLAMINE	Chemicals		2700 (164.25)	2550	2710	2531.05
9	NRRBEARING	Automobile		357.45 (21.6)	341.45	359	335.3
10	GMDCLTD	Metals & Mining		431.75 (24.75)	409.45	439.95	407.9
11	SPARC	Healthcare	O=L	303.7 (16.9)	287.95	310	287.95
12	JUBLPHARMA	Healthcare		577.55 (32.1)	572	584	560.4
13	TIRUMALCHM	Chemicals		232 (12.45)	220.05	234.4	220
14	KSCL	FMCG		647 (34.4)	657	659.35	640.5
15	KOLTEPATIL	Realty	O=L	516 (27.4)	500.5	520	500.5


Nifty ATM		Current Expiry	Exp High : 21,894.70	60.35	Not Break	Resistanc	22000	BN ATM	Monday		Exp High : 48,573.80	123.80	Not Break	Resistanc	48500		
21750		2024-01-04	Exp Low : 21,560.80	120.05	Not Break	Support	21700	48200			Exp Low : 47,833.10	211.05	Not Break	Support	48000		
Time	NET Oi	+▲-▼	Net Oi Signal	Price Action Signal	VWAP Diff	Strike	Nifty PCR	Nifty LTP	Time	NET Oi	+▲-▼	Net Oi Signal	Price Action Signal	VWAP Diff	Strike	BN PCR	BN LTP
09:15:17	-31948	0	Bearish	Wait	-25.64		0.76	21,727.75	09:15:17	-180345	0	Bearish	Wait	-12.94		0.52	48,203.45
09:16:17	-2186	29762	Bearish	Wait	8.94		0.98	21,706.10	09:16:17	-56937	123408	Bearish	Wait	-58.52		0.75	48,167.90
09:17:16	-2803	-617	Bearish	Wait	0.44		0.97	21,707.95	09:17:16	-76389	-19452	Bearish	Wait	-11.27		0.65	48,163.25
09:18:17	-2803	0	Bearish	Wait	-5.50		0.97	21,703.30	09:18:17	-76389	0	Bearish	Wait	-14.34		0.65	48,155.50
09:18:29	-2803	0	Bearish	Wait	-5.50		0.97	21,703.30	09:18:29	-76389	0	Bearish	Wait	-14.34		0.65	48,155.50
09:19:19	-7751	-4948	Bearish	Wait	-2.20		0.94	21,704.10	09:19:19	-47463	28926	Bearish	Wait	-58.52	Buy 48500 PE	0.85	48,159.15
09:20:15	-7751	0	Bearish	Wait	-7.31		0.94	21,705.15	09:20:15	-47463	0	Bearish	Wait	-6.70		0.85	48,176.30
09:21:17	-7751	0	Bearish	Wait	-12.04	Buy 21900 PE	0.94	21,693.65	09:21:17	-47463	0	Bearish	Wait	-12.45		0.85	48,155.85
09:22:16	-35369	-27618	Bearish	Wait	-10.62		0.8	21,685.50	09:22:16	-13176	34287	Bearish	Wait	-11.94		0.97	48,141.70
09:23:17	-35369	0	Bearish	Wait	0.44		0.8	21,693.80	09:23:17	-13176	0	Bearish	Wait	6.12		0.97	48,168.95
09:24:17	-63688	-28319	Bearish	Wait	-2.22		0.69	21,694.35	09:24:17	-3023	10153	Bearish	Wait	-0.50		0.99	48,167.25
09:25:17	-39578	24110	Bearish	Wait	-3.72		0.81	21,696.15	09:25:17	-3019	4	Bearish	Wait	-2.25		0.99	48,178.95
09:26:17	-39578	0	Bearish	Wait	-0.83		0.81	21,693.70	09:26:17	-3019	0	Bearish	Wait	16.88	Buy 47900 CE	0.99	48,180.15
09:27:17	-39578	0	Bearish	Bearish	-2.37		0.81	21,698.30	09:27:17	50093	53112	Bullish	Bearish	32.92		1.11	48,181.45
09:28:17	-56970	-17392	Bearish	Bearish	-5.50		0.76	21,701.10	09:28:17	-11653	-61746	Bearish	Bullish	22.01		0.98	48,184.75
09:29:17	-56970	0	Bearish	Bearish	-0.07		0.76	21,703.55	09:29:17	-11653	0	Bearish	Bullish	13.34		0.98	48,189.05
09:30:17	-57053	-83	Bearish	Bearish	-2.20		0.76	21,700.60	09:30:17	13851	25504	Bullish	Bullish	20.11		1.03	48,190.10
09:31:17	-81266	-24213	Bearish	Bearish	-2.22		0.69	21,696.60	09:31:17	-35096	-48947	Bearish	Bullish	7.76		0.94	48,177.55
09:32:17	-81266	0	Bearish	Bearish	-3.97		0.69	21,685.90	09:32:17	-35097	-1	Bearish	Bullish	-14.34		0.94	48,181.85
09:33:16	-81266	0	Bearish	Bearish	-10.64		0.69	21,688.70	09:33:16	-35097	0	Bearish	Bullish	-9.24		0.94	48,181.25
09:34:17	-98201	-16935	Bearish	Bullish	-2.20		0.66	21,699.55	09:34:17	-64473	-29376	Bearish	Bullish	-2.48		0.9	48,187.95
09:35:17	-98201	0	Bearish	Bullish	8.71		0.66	21,704.35	09:35:17	-64473	0	Bearish	Bullish	23.51		0.9	48,226.05
09:36:17	-116316	-18115	Bearish	Bullish	3.35		0.62	21,708.60	09:36:17	-64473	0	Bearish	Bullish	40.88		0.9	48,238.70
09:37:18	-103683	12633	Bearish	Bullish	8.98		0.66	21,711.65	09:37:18	-59192	5281	Bearish	Bullish	34.06		0.91	48,237.85
09:38:16	-103683	0	Bearish	Bullish	7.16		0.66	21,710.30	09:38:16	-59192	0	Bearish	Bullish	53.11		0.91	48,254.60
09:39:17	-103683	0	Bearish	Bullish	5.34		0.66	21,704.55	09:39:17	-59192	0	Bearish	Bullish	41.19		0.91	48,240.10
09:40:19	-108545	-4862	Bearish	Bearish	-1.33		0.65	21,696.65	09:40:19	-60880	-1688	Bearish	Bullish	23.12		0.91	48,225.60
09:41:17	-108545	0	Bearish	Bearish	-11.00		0.65	21,693.35	09:41:17	-60880	0	Bearish	Bullish	-3.22		0.91	48,205.45
09:42:17	-106067	2478	Bearish	Bearish	-8.22		0.66	21,696.90	09:42:17	-93439	-32559	Bearish	Bullish	-1.13		0.87	48,209.80
09:43:17	-113069	-7002	Bearish	Bearish	-7.73		0.65	21,698.85	09:43:17	-75239	18200	Bearish	Bullish	-6.20		0.89	48,215.10
09:44:17	-113069	0	Bearish	Bullish	-0.09		0.65	21,701.80	09:44:17	-75200	39	Bearish	Bullish	0.59		0.89	48,206.30
09:45:17	-116221	-3152	Bearish	Bullish	-0.06		0.64	21,707.60	09:45:17	-86344	-11144	Bearish	Bullish	1.76		0.88	48,209.70
09:46:17	-112062	4159	Bearish	Bullish	2.77		0.65	21,709.50	09:46:17	-86317	27	Bearish	Bullish	-6.80		0.88	48,203.35
09:47:17	-112062	0	Bearish	Bullish	6.39		0.65	21,707.55	09:47:17	-86317	0	Bearish	Bullish	-1.66		0.88	48,188.05
09:48:17	-112062	0	Bearish	Bullish	16.11	Buy 21500 CE	0.65	21,713.00	09:48:17	-86317	0	Bearish	Bearish	25.75		0.88	48,202.70
09:49:17	-91284	20778	Bearish	Bullish	13.13		0.72	21,712.95	09:49:17	-89469	-3152	Bearish	Bearish	16.73		0.88	48,213.20


Nifty ATM		Current Expiry	Exp High : 21,894.70	60.35	Not Break	Resistanc	22000	BN ATM	Monday		Exp High : 48,573.80	123.80	Not Break	Resistanc	48500		
21750		2024-01-04	Exp Low : 21,560.80	120.05	Not Break	Support	21700	48200			Exp Low : 47,833.10	211.05	Not Break	Support	48000		
Time	NET Oi	+▲-▼	Net Oi Signal	Price Action Signal	VWAP Diff	Strike	Nifty PCR	Nifty LTP	Time	NET Oi	+▲-▼	Net Oi Signal	Price Action Signal	VWAP Diff	Strike	BN PCR	BN LTP
09:50:17	-91284	0	Bearish	Bullish	19.57		0.72	21,715.65	09:50:17	-89469	0	Bearish	Bearish	32.87		0.88	48,212.95
09:51:18	-91284	0	Bearish	Bullish	23.34		0.72	21,719.95	09:51:18	-99437	-9968	Bearish	Bearish	42.28		0.87	48,230.60
09:52:17	-64422	26862	Bearish	Bullish	19.76		0.79	21,722.05	09:52:17	-82902	16535	Bearish	Bearish	52.51		0.89	48,239.75
09:53:16	-64422	0	Bearish	Bullish	23.59		0.79	21,723.60	09:53:16	-82902	0	Bearish	Bullish	36.62		0.89	48,226.50
09:54:17	-64422	0	Bearish	Bullish	23.90		0.79	21,727.90	09:54:17	-82902	0	Bearish	Bullish	54.92		0.89	48,245.85
09:55:17	-43808	20614	Bearish	Bullish	35.98		0.86	21,736.20	09:55:17	-80835	2067	Bearish	Bullish	104.75		0.89	48,294.75
09:56:16	-43808	0	Bearish	Bullish	32.26		0.86	21,727.10	09:56:16	-80835	0	Bearish	Bullish	110.10		0.89	48,305.85
09:57:16	-43808	0	Bearish	Bullish	29.06		0.86	21,726.55	09:57:16	-80835	0	Bearish	Bullish	90.87		0.89	48,274.10
09:58:16	10351	54159	Bullish	Bullish	28.08		1.04	21,726.65	09:58:16	67732	148567	Bullish	Bullish	99.60		1.1	48,297.95
09:59:17	10351	0	Bullish	Bullish	34.55		1.04	21,729.10	09:59:17	67732	0	Bullish	Bullish	119.58		1.1	48,297.95
10:00:16	10351	0	Bullish	Bullish	30.24		1.04	21,729.50	10:00:16	74688	6956	Bullish	Bullish	104.75		1.11	48,301.95
10:01:17	33336	22985	Bullish	Bullish	31.74		1.12	21,725.65	10:01:17	109132	34444	Bullish	Bullish	111.96		1.17	48,283.85
10:02:17	33336	0	Bullish	Bullish	25.46		1.12	21,728.10	10:02:17	109144	12	Bullish	Bullish	98.46		1.17	48,286.25
10:03:17	33336	0	Bullish	Bullish	35.76		1.12	21,728.75	10:03:17	109144	0	Bullish	Bullish	113.08		1.17	48,295.35
10:04:18	37853	4517	Bullish	Bullish	32.71		1.13	21,727.75	10:04:18	127108	17964	Bullish	Bullish	108.83		1.19	48,294.90
10:05:16	37853	0	Bullish	Bullish	30.02		1.13	21,723.20	10:05:16	127105	-3	Bullish	Bullish	103.99		1.19	48,279.75
10:06:17	37853	0	Bullish	Bullish	25.16		1.13	21,725.05	10:06:17	127105	0	Bullish	Bullish	88.74		1.19	48,287.20
10:07:17	38232	379	Bullish	Bearish	23.49		1.13	21,719.25	10:07:17	127856	751	Bullish	Bullish	88.42		1.19	48,272.55
10:08:18	38162	-70	Bullish	Bearish	19.29		1.13	21,714.40	10:08:18	127856	0	Bullish	Bearish	74.69		1.19	48,248.45
10:09:17	38162	0	Bullish	Bearish	23.49		1.13	21,715.00	10:09:17	127856	0	Bullish	Bearish	69.85		1.19	48,267.45
10:10:16	44592	6430	Bullish	Bearish	27.47		1.15	21,717.30	10:10:16	130110	2254	Bullish	Bearish	95.73		1.19	48,264.40
10:11:49	44592	0	Bullish	Bearish	11.20		1.15	21,713.15	10:11:49	106162	-23948	Bullish	Bearish	50.97		1.15	48,263.80
10:12:17	44592	0	Bullish	Bearish	11.20		1.15	21,708.50	10:12:17	106162	0	Bullish	Bearish	50.97		1.15	48,256.30
10:13:17	26105	-18487	Bullish	Bearish	4.05		1.09	21,705.15	10:13:17	101364	-4798	Bullish	Bearish	47.74		1.14	48,255.20
10:14:17	26105	0	Bullish	Bearish	5.08		1.09	21,705.10	10:14:17	101364	0	Bullish	Bearish	71.35		1.14	48,247.30
10:15:14	26105	0	Bullish	Bearish	11.20		1.09	21,710.85	10:15:14	101364	0	Bullish	Bearish	50.97		1.14	48,254.30
10:16:17	8782	-17323	Bullish	Bearish	4.05		1.03	21,709.75	10:16:17	96513	-4851	Bullish	Bearish	59.09		1.13	48,242.55
10:17:28	8782	0	Bullish	Bearish	10.45		1.03	21,708.40	10:17:28	96513	0	Bullish	Bearish	61.41		1.13	48,236.25
10:18:17	-1259	-10041	Bearish	Bearish	3.09		1	21,708.95	10:18:17	96513	0	Bullish	Bearish	46.93		1.13	48,242.10
10:19:17	-11372	-10113	Bearish	Bearish	10.27		0.96	21,714.90	10:19:17	85281	-11232	Bullish	Bearish	58.21		1.12	48,252.45
10:20:23	-11372	0	Bearish	Bearish	12.21		0.96	21,711.55	10:20:23	85282	1	Bullish	Bearish	55.72		1.12	48,246.60
10:21:16	-11372	0	Bearish	Bearish	8.52		0.96	21,713.20	10:21:16	85282	0	Bullish	Bearish	49.67		1.12	48,244.95
10:22:17	-21953	-10581	Bearish	Bearish	9.72		0.93	21,712.85	10:22:17	69583	-15699	Bullish	Bearish	49.67		1.09	48,245.80
10:23:16	-21953	0	Bearish	Bearish	-5.20		0.93	21,701.35	10:23:16	69575	-8	Bullish	Bearish	31.87		1.09	48,231.65
10:24:17	-21953	0	Bearish	Bearish	-7.05		0.93	21,701.25	10:24:17	69574	-1	Bullish	Bearish	14.52		1.09	48,232.25
10:25:16	-41376	-19423	Bearish	Bearish	-4.80		0.88	21,700.80	10:25:16	44731	-24843	Bullish	Bearish	25.70		1.06	48,229.95


Nifty ATM		Current Expiry	Exp High : 21,894.70	60.35	Not Break	Resistanc	22000	BN ATM	Monday		Exp High : 48,573.80	123.80	Not Break	Resistanc	48500		
21750		2024-01-04	Exp Low : 21,560.80	120.05	Not Break	Support	21700	48200			Exp Low : 47,833.10	211.05	Not Break	Support	48000		
Time	NET Oi	+▲-▼	Net Oi Signal	Price Action Signal	VWAP Diff	Strike	Nifty PCR	Nifty LTP	Time	NET Oi	+▲-▼	Net Oi Signal	Price Action Signal	VWAP Diff	Strike	BN PCR	BN LTP
10:26:17	-41376	0	Bearish	Bearish	-11.98	Buy 21900 PE	0.88	21,699.60	10:26:17	44731	0	Bullish	Bearish	5.36		1.06	48,240.70
10:27:17	-43966	-2590	Bearish	Bearish	-6.02		0.87	21,704.80	10:27:17	44731	0	Bullish	Bearish	36.85		1.06	48,246.30
10:28:18	-59501	-15535	Bearish	Bearish	3.52		0.83	21,708.35	10:28:18	47630	2899	Bullish	Bearish	32.24		1.06	48,246.30
10:29:17	-59501	0	Bearish	Bullish	2.00		0.83	21,710.00	10:29:17	47630	0	Bullish	Bullish	38.71		1.06	48,248.05
10:30:18	-59017	484	Bearish	Bullish	7.32		0.83	21,712.05	10:30:18	49894	2264	Bullish	Bullish	52.09		1.07	48,252.25
10:31:16	-63293	-4276	Bearish	Bullish	7.24		0.82	21,712.65	10:31:16	55419	5525	Bullish	Bullish	64.26		1.07	48,265.10
10:32:31	-63293	0	Bearish	Bearish	9.21		0.82	21,712.65	10:32:31	55419	0	Bullish	Bullish	62.52		1.07	48,265.10
10:33:16	-63293	0	Bearish	Bullish	10.82	Buy 21500 CE	0.82	21,711.90	10:33:16	34464	-20955	Bullish	Bullish	58.90		1.04	48,258.35
10:34:16	-67758	-4465	Bearish	Bullish	14.23		0.81	21,716.30	10:34:16	62109	27645	Bullish	Bullish	75.51		1.08	48,272.60
10:35:16	-67758	0	Bearish	Bullish	14.74		0.81	21,716.85	10:35:16	62109	0	Bullish	Bullish	75.04		1.08	48,277.95
10:36:16	-69385	-1627	Bearish	Bullish	15.05		0.81	21,715.55	10:36:16	62109	0	Bullish	Bullish	77.69		1.08	48,264.65
10:37:16	-71807	-2422	Bearish	Bullish	12.27		0.8	21,714.85	10:37:16	79986	17877	Bullish	Bullish	70.44		1.1	48,257.95
10:38:16	-71807	0	Bearish	Bullish	11.19		0.8	21,714.85	10:38:16	79970	-16	Bullish	Bullish	64.37		1.1	48,257.95
10:39:16	-71807	0	Bearish	Bullish	17.39		0.8	21,720.45	10:39:16	79970	0	Bullish	Bullish	85.94		1.1	48,279.55
10:40:17	-68914	2893	Bearish	Bullish	15.83		0.81	21,721.40	10:40:17	104139	24169	Bullish	Bullish	88.97		1.14	48,283.70
10:41:16	-68914	0	Bearish	Bullish	21.19		0.81	21,727.10	10:41:16	104133	-6	Bullish	Bullish	102.45		1.14	48,292.35
10:42:17	-68914	0	Bearish	Bullish	24.21		0.81	21,728.80	10:42:17	104133	0	Bullish	Bullish	126.01		1.14	48,320.25
10:43:17	-66635	2279	Bearish	Bullish	26.00		0.82	21,726.35	10:43:17	187583	83450	Bullish	Bullish	125.60		1.27	48,311.90
10:44:17	-66635	0	Bearish	Bullish	22.44		0.82	21,728.05	10:44:17	187583	0	Bullish	Bullish	111.66		1.27	48,313.95
10:45:18	-66635	0	Bearish	Bullish	23.30		0.82	21,727.30	10:45:18	187583	0	Bullish	Bullish	115.82		1.27	48,316.55
10:46:17	-61668	4967	Bearish	Bullish	25.21		0.83	21,728.30	10:46:17	207002	19419	Bullish	Bullish	127.38		1.29	48,323.75
10:47:17	-61668	0	Bearish	Bullish	20.14		0.83	21,725.10	10:47:17	207002	0	Bullish	Bullish	111.99		1.29	48,327.60
10:48:17	-61668	0	Bearish	Bullish	29.64		0.83	21,728.75	10:48:17	207002	0	Bullish	Bullish	130.07		1.29	48,320.05
10:49:16	-35415	26253	Bearish	Bullish	25.50		0.9	21,728.30	10:49:16	270108	63106	Bullish	Bullish	126.26		1.39	48,326.30
10:50:16	-35415	0	Bearish	Bullish	29.38		0.9	21,733.45	10:50:16	270123	15	Bullish	Bullish	126.26		1.39	48,318.65
10:51:16	-30140	5275	Bearish	Bullish	34.86		0.91	21,737.60	10:51:16	270123	0	Bullish	Bullish	122.78		1.39	48,325.65
10:52:17	-20173	9967	Bearish	Bullish	33.25		0.94	21,737.05	10:52:17	264606	-5517	Bullish	Bullish	107.77		1.38	48,319.70
10:53:15	-20173	0	Bearish	Bullish	37.99		0.94	21,736.20	10:53:15	264606	0	Bullish	Bullish	112.13		1.38	48,334.75
10:54:40	-20173	0	Bearish	Bullish	33.23		0.94	21,738.55	10:54:40	264606	0	Bullish	Bullish	115.12		1.38	48,336.00
10:55:16	-6672	13501	Bearish	Bullish	33.05		0.98	21,734.55	10:55:16	243447	-21159	Bullish	Bullish	103.87		1.33	48,326.65
10:56:17	-6672	0	Bearish	Bullish	33.64		0.98	21,736.40	10:56:17	243447	0	Bullish	Bullish	95.32		1.33	48,330.70
10:57:16	-6672	0	Bearish	Bullish	34.25		0.98	21,739.05	10:57:16	243447	0	Bullish	Bullish	115.33		1.33	48,330.30
10:58:17	8307	14979	Bullish	Bullish	35.36		1.02	21,737.40	10:58:17	250335	6888	Bullish	Bullish	97.19		1.34	48,326.80
10:59:16	8307	0	Bullish	Bullish	35.02		1.02	21,735.20	10:59:16	250335	0	Bullish	Bearish	89.01		1.34	48,318.15
11:00:17	8347	40	Bullish	Bullish	29.87		1.02	21,733.65	11:00:17	250335	0	Bullish	Bearish	92.55		1.34	48,312.50
11:01:16	17594	9247	Bullish	Bullish	30.85		1.05	21,738.90	11:01:16	250921	586	Bullish	Bullish	99.74		1.33	48,329.15


Nifty ATM		Current Expiry	Exp High : 21,894.70	60.35	Not Break	Resistanc	22000	BN ATM	Monday		Exp High : 48,573.80	123.80	Not Break	Resistanc	48500		
21750		2024-01-04	Exp Low : 21,560.80	120.05	Not Break	Support	21700	48200			Exp Low : 47,833.10	211.05	Not Break	Support	48000		
Time	NET Oi	+▲-▼	Net Oi Signal	Price Action Signal	VWAP Diff	Strike	Nifty PCR	Nifty LTP	Time	NET Oi	+▲-▼	Net Oi Signal	Price Action Signal	VWAP Diff	Strike	BN PCR	BN LTP
11:02:13	17594	0	Bullish	Bullish	35.78		1.05	21,740.70	11:02:13	250921	0	Bullish	Bullish	101.17		1.33	48,336.70
11:03:17	17594	0	Bullish	Bullish	37.57		1.05	21,739.25	11:03:17	250921	0	Bullish	Bullish	111.64		1.33	48,330.30
11:04:18	25153	7559	Bullish	Bullish	36.25		1.07	21,739.20	11:04:18	249471	-1450	Bullish	Bullish	105.45		1.32	48,337.20
11:05:17	25153	0	Bullish	Bearish	22.74		1.07	21,727.50	11:05:17	249444	-27	Bullish	Bearish	76.77		1.32	48,302.75
11:06:17	25153	0	Bullish	Bearish	23.53		1.07	21,730.05	11:06:17	249444	0	Bullish	Bearish	80.73		1.32	48,312.05
11:07:17	26014	861	Bullish	Bearish	26.61		1.08	21,729.90	11:07:17	261190	11746	Bullish	Bearish	73.19		1.34	48,312.65
11:08:21	26014	0	Bullish	Bearish	23.07		1.08	21,733.95	11:08:21	261190	0	Bullish	Bearish	88.21		1.34	48,326.25
11:09:17	26014	0	Bullish	Bearish	30.62		1.08	21,733.75	11:09:17	261190	0	Bullish	Bearish	101.10		1.34	48,323.45
11:10:17	19524	-6490	Bullish	Bearish	26.82		1.06	21,732.45	11:10:17	264925	3735	Bullish	Bearish	109.48		1.34	48,326.70
11:11:18	19524	0	Bullish	Bearish	30.80		1.06	21,735.55	11:11:18	264959	34	Bullish	Bullish	137.29		1.34	48,351.40
11:12:17	19524	0	Bullish	Bullish	29.58		1.06	21,736.05	11:12:17	264959	0	Bullish	Bullish	135.79		1.34	48,345.30
11:13:18	8508	-11016	Bullish	Bullish	29.11		1.02	21,735.70	11:13:18	329184	64225	Bullish	Bullish	119.82		1.44	48,342.15
11:14:18	8508	0	Bullish	Bearish	28.56		1.02	21,734.00	11:14:18	329188	4	Bullish	Bullish	111.49		1.44	48,331.50
11:15:18	4304	-4204	Bullish	Bearish	30.47		1.01	21,738.65	11:15:18	316726	-12462	Bullish	Bullish	108.90		1.42	48,338.85
11:16:17	2844	-1460	Bullish	Bullish	33.03		1.01	21,742.80	11:16:17	340823	24097	Bullish	Bullish	109.02		1.45	48,330.80
11:17:17	2844	0	Bullish	Bearish	32.17		1.01	21,737.95	11:17:17	340823	0	Bullish	Bearish	89.41		1.45	48,316.95
11:18:18	2844	0	Bullish	Bullish	26.89		1.01	21,735.20	11:18:18	340823	0	Bullish	Bullish	78.06		1.45	48,307.00
11:19:18	804	-2040	Bullish	Bullish	25.75		1	21,732.45	11:19:18	330844	-9979	Bullish	Bearish	89.20		1.43	48,306.85
11:20:19	804	0	Bullish	Bullish	29.78		1	21,744.90	11:20:19	330848	4	Bullish	Bullish	98.70		1.43	48,317.00
11:21:18	804	0	Bullish	Bullish	37.02		1	21,741.80	11:21:18	330848	0	Bullish	Bearish	98.96		1.43	48,319.80
11:22:18	-491	-1295	Bearish	Bullish	34.57		1	21,742.30	11:22:18	315446	-15402	Bullish	Bullish	90.57		1.4	48,323.80
11:23:17	-491	0	Bearish	Bullish	32.35		1	21,738.85	11:23:17	319857	4411	Bullish	Bearish	92.36		1.41	48,315.55
11:24:18	-491	0	Bearish	Bullish	29.09		1	21,736.20	11:24:18	319857	0	Bullish	Bearish	86.38		1.41	48,321.25
11:25:18	5887	6378	Bullish	Bullish	27.80		1.02	21,738.45	11:25:18	314174	-5683	Bullish	Bearish	83.07		1.39	48,317.05
11:26:18	5887	0	Bullish	Bullish	31.86		1.02	21,739.15	11:26:18	312898	-1276	Bullish	Bearish	78.52		1.39	48,316.50
11:27:17	5887	0	Bullish	Bullish	31.11		1.02	21,741.75	11:27:17	312898	0	Bullish	Bearish	86.88		1.39	48,314.65
11:28:18	13444	7557	Bullish	Bullish	32.37		1.04	21,739.85	11:28:18	317440	4542	Bullish	Bearish	88.76		1.39	48,312.15
11:29:17	13444	0	Bullish	Bullish	31.64		1.04	21,745.25	11:29:17	309485	-7955	Bullish	Bearish	93.22		1.38	48,323.60
11:30:17	16798	3354	Bullish	Bullish	32.49		1.05	21,743.85	11:30:17	309485	0	Bullish	Bullish	100.42		1.38	48,326.00
11:31:13	23437	6639	Bullish	Bullish	35.65		1.07	21,747.25	11:31:13	312995	3510	Bullish	Bullish	102.03		1.38	48,333.00
11:32:18	23437	0	Bullish	Bullish	38.97		1.07	21,747.95	11:32:18	312993	-2	Bullish	Bullish	105.23		1.38	48,333.40
11:33:18	23437	0	Bullish	Bearish	31.40		1.07	21,740.10	11:33:18	312993	0	Bullish	Bullish	86.60		1.38	48,323.00
11:34:13	34238	10801	Bullish	Bearish	31.12		1.1	21,739.35	11:34:13	309673	-3320	Bullish	Bullish	80.61		1.38	48,320.05
11:35:17	34238	0	Bullish	Bearish	28.66		1.1	21,737.00	11:35:17	309663	-10	Bullish	Bearish	80.35		1.38	48,322.95
11:36:18	34238	0	Bullish	Bearish	24.29		1.1	21,735.70	11:36:18	309663	0	Bullish	Bullish	72.66		1.38	48,316.40
11:37:19	28653	-5585	Bullish	Bearish	25.73		1.08	21,733.85	11:37:19	291697	-17966	Bullish	Bearish	75.68		1.35	48,303.95


Nifty ATM		Current Expiry	Exp High : 21,894.70	60.35	Not Break	Resistanc	22000	BN ATM	Monday		Exp High : 48,573.80	123.80	Not Break	Resistanc	48500		
21750		2024-01-04	Exp Low : 21,560.80	120.05	Not Break	Support	21700	48200			Exp Low : 47,833.10	211.05	Not Break	Support	48000		
Time	NET Oi	+▲-▼	Net Oi Signal	Price Action Signal	VWAP Diff	Strike	Nifty PCR	Nifty LTP	Time	NET Oi	+▲-▼	Net Oi Signal	Price Action Signal	VWAP Diff	Strike	BN PCR	BN LTP
11:38:18	28653	0	Bullish	Bearish	22.28		1.08	21,730.85	11:38:18	291697	0	Bullish	Bearish	57.83		1.35	48,299.30
11:39:17	28653	0	Bullish	Bearish	24.79		1.08	21,732.50	11:39:17	291697	0	Bullish	Bearish	64.11		1.35	48,304.75
11:40:18	30058	1405	Bullish	Bearish	19.90		1.09	21,731.75	11:40:18	293881	2184	Bullish	Bearish	53.71		1.35	48,300.55
11:41:17	30110	52	Bullish	Bearish	23.72		1.09	21,736.05	11:41:17	292864	-1017	Bullish	Bearish	73.32		1.35	48,310.85
11:42:18	30110	0	Bullish	Bearish	25.02		1.09	21,738.70	11:42:18	292864	0	Bullish	Bearish	79.19		1.35	48,313.60
11:43:17	30110	0	Bullish	Bearish	28.59		1.09	21,740.25	11:43:17	288111	-4753	Bullish	Bearish	76.36		1.34	48,315.60
11:44:17	30927	817	Bullish	Bearish	28.19		1.09	21,735.15	11:44:17	288111	0	Bullish	Bearish	69.85		1.34	48,310.80
11:45:17	30927	0	Bullish	Bearish	22.48		1.09	21,731.75	11:45:17	288111	0	Bullish	Bearish	68.55		1.34	48,311.80
11:46:19	30927	0	Bullish	Bearish	22.48		1.09	21,730.45	11:46:19	288111	0	Bullish	Bearish	68.55		1.34	48,309.35
11:47:18	25372	-5555	Bullish	Bearish	21.10		1.07	21,730.15	11:47:18	278132	-9979	Bullish	Bearish	51.42		1.32	48,312.95
11:48:17	25372	0	Bullish	Bearish	16.27		1.07	21,730.40	11:48:17	278132	0	Bullish	Bearish	58.18		1.32	48,316.40
11:49:18	19123	-6249	Bullish	Bearish	19.20		1.05	21,731.55	11:49:18	274638	-3494	Bullish	Bullish	69.07		1.31	48,319.55
11:50:17	19123	0	Bullish	Bearish	19.37		1.05	21,727.90	11:50:17	274639	1	Bullish	Bullish	61.78		1.31	48,312.25
11:51:17	19123	0	Bullish	Bearish	20.10		1.05	21,730.55	11:51:17	274639	0	Bullish	Bullish	61.61		1.31	48,320.10
11:52:17	11335	-7788	Bullish	Bullish	21.08		1.03	21,734.80	11:52:17	278068	3429	Bullish	Bullish	65.48		1.32	48,314.95
11:53:19	11335	0	Bullish	Bullish	23.46		1.03	21,736.35	11:53:19	278056	-12	Bullish	Bullish	80.67		1.32	48,319.30
11:54:18	11335	0	Bullish	Bullish	21.99		1.03	21,736.65	11:54:18	278056	0	Bullish	Bullish	80.17		1.32	48,325.35
11:55:19	-1810	-13145	Bearish	Bearish	25.41		1	21,737.70	11:55:19	282509	4453	Bullish	Bullish	89.19		1.32	48,331.10
11:56:18	-1810	0	Bearish	Bearish	23.53		1	21,735.60	11:56:18	282509	0	Bullish	Bullish	83.07		1.32	48,324.20
11:57:16	-1810	0	Bearish	Bearish	17.83		1	21,731.95	11:57:16	282509	0	Bullish	Bullish	80.06		1.32	48,321.00
11:58:18	-8184	-6374	Bearish	Bullish	20.47		0.98	21,735.45	11:58:18	281906	-603	Bullish	Bullish	85.85		1.32	48,331.15
11:59:17	-8184	0	Bearish	Bullish	22.60		0.98	21,733.35	11:59:17	281926	20	Bullish	Bullish	80.77		1.32	48,317.95
12:00:19	-8184	0	Bearish	Bullish	22.79		0.98	21,733.25	12:00:19	281923	-3	Bullish	Bullish	84.71		1.32	48,325.30
12:01:18	-8733	-549	Bearish	Bullish	22.78		0.98	21,731.90	12:01:18	283537	1614	Bullish	Bullish	79.33		1.32	48,322.90
12:02:16	-8733	0	Bearish	Bearish	17.11		0.98	21,728.40	12:02:16	284103	566	Bullish	Bearish	67.98		1.32	48,313.65
12:03:17	-8733	0	Bearish	Bearish	6.90		0.98	21,723.85	12:03:17	284103	0	Bullish	Bearish	38.00		1.32	48,301.15
12:04:17	-6373	2360	Bearish	Bearish	13.28		0.98	21,725.80	12:04:17	292624	8521	Bullish	Bearish	55.82		1.33	48,301.35
12:05:20	-6373	0	Bearish	Bearish	23.09		0.98	21,726.15	12:05:20	292624	0	Bullish	Bearish	69.55		1.33	48,306.15
12:06:17	-6373	0	Bearish	Bearish	20.40		0.98	21,721.60	12:06:17	292624	0	Bullish	Bearish	69.39		1.33	48,302.10
12:07:18	14444	20817	Bullish	Bearish	14.62		1.04	21,725.40	12:07:18	315954	23330	Bullish	Bearish	58.27		1.36	48,304.40
12:08:19	14444	0	Bullish	Bearish	22.35		1.04	21,724.75	12:08:19	315940	-14	Bullish	Bearish	72.65		1.36	48,305.00
12:09:17	14444	0	Bullish	Bearish	22.06		1.04	21,721.85	12:09:17	315940	0	Bullish	Bearish	79.81		1.36	48,295.75
12:10:18	24052	9608	Bullish	Bearish	24.78		1.07	21,728.15	12:10:18	331958	16018	Bullish	Bullish	89.93		1.38	48,323.80
12:11:17	24052	0	Bullish	Bearish	28.50		1.07	21,731.70	12:11:17	331950	-8	Bullish	Bearish	106.12		1.38	48,327.35
12:12:18	24052	0	Bullish	Bearish	34.39		1.07	21,732.10	12:12:18	331957	7	Bullish	Bullish	114.41		1.38	48,330.70
12:13:18	38534	14482	Bullish	Bullish	32.45		1.11	21,735.20	12:13:18	360141	28184	Bullish	Bullish	103.44		1.43	48,334.95

Nifty ATM		Current Expiry	Exp High : 21,894.70	60.35	Not Break	Resistanc	22000	BN ATM	Monday		Exp High : 48,573.80	123.80	Not Break	Resistanc	48500		
21750		2024-01-04	Exp Low : 21,560.80	120.05	Not Break	Support	21700	48200			Exp Low : 47,833.10	211.05	Not Break	Support	48000		
Time	NET Oi	+▲-▼	Net Oi Signal	Price Action Signal	VWAP Diff	Strike	Nifty PCR	Nifty LTP	Time	NET Oi	+▲-▼	Net Oi Signal	Price Action Signal	VWAP Diff	Strike	BN PCR	BN LTP
12:14:17	38534	0	Bullish	Bullish	33.00		1.11	21,734.50	12:14:17	378791	18650	Bullish	Bullish	103.75		1.45	48,335.00
12:15:17	38534	0	Bullish	Bullish	38.67		1.11	21,741.00	12:15:17	378791	0	Bullish	Bullish	117.70		1.45	48,348.85
12:16:17	54163	15629	Bullish	Bullish	40.80		1.15	21,743.05	12:16:17	394132	15341	Bullish	Bullish	119.82		1.47	48,358.05
12:17:17	54163	0	Bullish	Bullish	39.97		1.15	21,738.70	12:17:17	394132	0	Bullish	Bullish	108.78		1.47	48,343.40
12:18:19	54163	0	Bullish	Bullish	37.73		1.15	21,736.45	12:18:19	394132	0	Bullish	Bullish	101.27		1.47	48,329.00
12:19:18	59453	5290	Bullish	Bullish	31.22		1.17	21,734.45	12:19:18	388187	-5945	Bullish	Bullish	86.87		1.46	48,321.80
12:20:17	59453	0	Bullish	Bullish	30.23		1.17	21,729.15	12:20:17	387036	-1151	Bullish	Bullish	77.33		1.46	48,314.50
12:21:18	59453	0	Bullish	Bullish	23.58		1.17	21,728.15	12:21:18	387036	0	Bullish	Bullish	62.70		1.46	48,315.60
12:22:17	56584	-2869	Bullish	Bullish	19.53		1.16	21,725.55	12:22:17	370046	-16990	Bullish	Bullish	55.27		1.44	48,307.30
12:23:18	56584	0	Bullish	Bearish	21.73		1.16	21,723.40	12:23:18	370045	-1	Bullish	Bearish	59.11		1.44	48,307.40
12:24:18	56584	0	Bullish	Bearish	17.56		1.16	21,720.10	12:24:18	370045	0	Bullish	Bearish	61.02		1.44	48,299.80
12:25:18	45979	-10605	Bullish	Bearish	13.71		1.13	21,721.15	12:25:18	363353	-6692	Bullish	Bearish	60.50		1.42	48,300.75
12:26:18	45979	0	Bullish	Bearish	13.39		1.13	21,722.05	12:26:18	363354	1	Bullish	Bearish	50.61		1.42	48,306.50
12:27:17	45979	0	Bullish	Bearish	11.56		1.13	21,718.65	12:27:17	363354	0	Bullish	Bearish	50.41		1.42	48,302.80
12:28:17	34292	-11687	Bullish	Bearish	12.50		1.09	21,721.40	12:28:17	344021	-19333	Bullish	Bearish	56.37		1.39	48,303.25
12:29:18	25705	-8587	Bullish	Bearish	13.23		1.07	21,721.15	12:29:18	343998	-23	Bullish	Bearish	57.30		1.39	48,301.90
12:30:20	25705	0	Bullish	Bearish	10.75		1.07	21,720.25	12:30:20	343998	0	Bullish	Bearish	34.31		1.39	48,298.55
12:31:18	11694	-14011	Bullish	Bearish	10.64		1.03	21,716.75	12:31:18	335727	-8271	Bullish	Bearish	42.43		1.38	48,293.80
12:32:17	11694	0	Bullish	Bearish	4.52		1.03	21,713.45	12:32:17	335666	-61	Bullish	Bearish	46.62		1.38	48,281.40
12:33:17	11694	0	Bullish	Bearish	6.86		1.03	21,716.60	12:33:17	335666	0	Bullish	Bearish	52.78		1.38	48,293.45
12:34:18	-1645	-13339	Bearish	Bearish	13.55		1	21,720.45	12:34:18	342509	6843	Bullish	Bearish	48.43		1.39	48,298.15
12:35:19	-1645	0	Bearish	Bearish	15.42		1	21,723.55	12:35:19	343746	1237	Bullish	Bullish	56.99		1.39	48,310.45
12:36:18	-1645	0	Bearish	Bullish	17.71		1	21,724.65	12:36:18	343746	0	Bullish	Bullish	79.18		1.39	48,311.05
12:37:17	-16841	-15196	Bearish	Bullish	14.24		0.96	21,726.85	12:37:17	328379	-15367	Bullish	Bullish	71.78		1.37	48,309.70
12:38:18	-16841	0	Bearish	Bullish	16.33		0.96	21,727.70	12:38:18	328379	0	Bullish	Bullish	71.35		1.37	48,304.20
12:39:17	-16841	0	Bearish	Bullish	14.31		0.96	21,724.40	12:39:17	328379	0	Bullish	Bearish	57.55		1.37	48,300.80
12:40:17	-18520	-1679	Bearish	Bullish	16.13		0.95	21,731.90	12:40:17	332548	4169	Bullish	Bullish	67.48		1.38	48,315.60
12:41:18	-18520	0	Bearish	Bullish	20.98		0.95	21,731.50	12:41:18	332563	15	Bullish	Bullish	71.19		1.38	48,313.25
12:42:18	-18520	0	Bearish	Bullish	20.59		0.95	21,732.20	12:42:18	332563	0	Bullish	Bullish	62.88		1.38	48,303.55
12:43:18	-20321	-1801	Bearish	Bullish	18.11		0.95	21,731.20	12:43:18	341798	9235	Bullish	Bullish	64.07		1.39	48,301.05
12:44:18	-20321	0	Bearish	Bullish	19.72		0.95	21,732.30	12:44:18	341800	2	Bullish	Bullish	62.87		1.39	48,304.65
12:45:18	-20321	0	Bearish	Bullish	15.60		0.95	21,731.55	12:45:18	341800	0	Bullish	Bullish	60.86		1.39	48,300.50
12:46:18	-21663	-1342	Bearish	Bullish	21.84		0.95	21,732.95	12:46:18	338833	-2967	Bullish	Bullish	61.93		1.38	48,300.80
12:47:17	-21657	6	Bearish	Bullish	22.49		0.95	21,740.85	12:47:17	349917	11084	Bullish	Bullish	78.38		1.4	48,317.50
12:48:18	-21657	0	Bearish	Bullish	26.80		0.95	21,741.20	12:48:18	349917	0	Bullish	Bullish	78.02		1.4	48,314.35
12:49:18	-14502	7155	Bearish	Bullish	24.82		0.96	21,744.65	12:49:18	356161	6244	Bullish	Bullish	72.15		1.41	48,317.80

Nifty ATM		Current Expiry	Exp High : 21,894.70	60.35	Not Break	Resistanc	22000	BN ATM	Monday		Exp High : 48,573.80	123.80	Not Break	Resistanc	48500		
21750		2024-01-04	Exp Low : 21,560.80	120.05	Not Break	Support	21700	48200			Exp Low : 47,833.10	211.05	Not Break	Support	48000		
Time	NET Oi	+▲-▼	Net Oi Signal	Price Action Signal	VWAP Diff	Strike	Nifty PCR	Nifty LTP	Time	NET Oi	+▲-▼	Net Oi Signal	Price Action Signal	VWAP Diff	Strike	BN PCR	BN LTP
12:50:17	-14502	0	Bearish	Bullish	31.25		0.96	21,747.40	12:50:17	361610	5449	Bullish	Bearish	79.98		1.41	48,307.65
12:51:18	-14502	0	Bearish	Bullish	29.40		0.96	21,749.85	12:51:18	361610	0	Bullish	Bullish	75.96		1.41	48,320.20
12:52:18	1452	15954	Bullish	Bullish	32.90		1	21,746.65	12:52:18	361151	-459	Bullish	Bullish	75.00		1.41	48,313.35
12:53:18	1452	0	Bullish	Bullish	30.86		1	21,743.30	12:53:18	361151	0	Bullish	Bearish	74.84		1.41	48,306.25
12:54:17	1452	0	Bullish	Bullish	25.23		1	21,743.45	12:54:17	361151	0	Bullish	Bearish	71.46		1.41	48,301.15
12:55:18	11835	10383	Bullish	Bullish	30.79		1.03	21,746.70	12:55:18	364097	2946	Bullish	Bullish	71.27		1.41	48,317.80
12:56:18	16998	5163	Bullish	Bullish	33.20		1.04	21,744.55	12:56:18	364098	1	Bullish	Bullish	75.07		1.41	48,317.95
12:57:17	16998	0	Bullish	Bullish	31.65		1.04	21,744.80	12:57:17	364098	0	Bullish	Bullish	77.77		1.41	48,320.10
12:58:17	38132	21134	Bullish	Bullish	33.48		1.1	21,744.60	12:58:17	365914	1816	Bullish	Bullish	82.01		1.41	48,318.70
12:59:18	38132	0	Bullish	Bullish	29.14		1.1	21,742.90	12:59:18	376835	10921	Bullish	Bullish	77.85		1.42	48,310.85
13:00:18	38132	0	Bullish	Bearish	28.06		1.1	21,739.30	13:00:18	376835	0	Bullish	Bearish	75.22		1.42	48,310.70
13:01:17	42090	3958	Bullish	Bearish	27.90		1.11	21,740.80	13:01:17	379904	3069	Bullish	Bearish	79.99		1.43	48,305.90
13:02:17	42090	0	Bullish	Bearish	27.72		1.11	21,739.80	13:02:17	379904	0	Bullish	Bearish	76.09		1.43	48,307.50
13:03:18	42090	0	Bullish	Bearish	30.78		1.11	21,745.40	13:03:18	379900	-4	Bullish	Bullish	83.93		1.43	48,322.95
13:04:18	47277	5187	Bullish	Bearish	36.49		1.13	21,745.35	13:04:18	385722	5822	Bullish	Bullish	90.28		1.43	48,324.45
13:05:18	47277	0	Bullish	Bearish	36.15		1.13	21,741.40	13:05:18	385722	0	Bullish	Bearish	85.75		1.43	48,308.05
13:06:18	47277	0	Bullish	Bearish	36.15		1.13	21,741.20	13:06:18	385722	0	Bullish	Bullish	83.38		1.43	48,314.90
13:07:17	55115	7838	Bullish	Bearish	32.90		1.15	21,743.05	13:07:17	395290	9568	Bullish	Bullish	103.15		1.45	48,328.10
13:08:18	55115	0	Bullish	Bearish	32.49		1.15	21,740.70	13:08:18	394783	-507	Bullish	Bullish	84.87		1.45	48,319.70
13:09:17	55115	0	Bullish	Bearish	28.50		1.15	21,739.85	13:09:17	394783	0	Bullish	Bearish	73.08		1.45	48,315.40
13:10:20	52909	-2206	Bullish	Bearish	31.41		1.14	21,739.90	13:10:20	369308	-25475	Bullish	Bearish	67.82		1.41	48,312.95
13:11:17	52905	-4	Bullish	Bearish	27.44		1.14	21,736.60	13:11:17	369198	-110	Bullish	Bearish	66.75		1.41	48,310.90
13:12:17	52905	0	Bullish	Bearish	29.57		1.14	21,738.15	13:12:17	369198	0	Bullish	Bullish	66.19		1.41	48,316.65
13:13:19	56512	3607	Bullish	Bearish	28.35		1.15	21,735.45	13:13:19	359866	-9332	Bullish	Bullish	70.71		1.4	48,312.45
13:14:17	56512	0	Bullish	Bearish	24.28		1.15	21,738.25	13:14:17	359851	-15	Bullish	Bullish	62.22		1.4	48,308.75
13:15:18	56512	0	Bullish	Bearish	28.31		1.15	21,736.70	13:15:18	359851	0	Bullish	Bullish	67.57		1.4	48,315.60
13:16:18	52752	-3760	Bullish	Bearish	32.25		1.14	21,738.75	13:16:18	359291	-560	Bullish	Bearish	62.47		1.4	48,311.20
13:17:18	53833	1081	Bullish	Bearish	34.76		1.14	21,741.50	13:17:18	347628	-11663	Bullish	Bearish	67.30		1.38	48,302.60
13:18:18	53833	0	Bullish	Bullish	38.47		1.14	21,743.95	13:18:18	347626	-2	Bullish	Bearish	67.28		1.38	48,303.85
13:19:17	64424	10591	Bullish	Bearish	40.65		1.17	21,741.05	13:19:17	341362	-6264	Bullish	Bearish	54.23		1.37	48,299.55
13:20:18	64417	-7	Bullish	Bearish	37.79		1.17	21,739.90	13:20:18	341362	0	Bullish	Bearish	56.10		1.37	48,294.35
13:21:17	64417	0	Bullish	Bullish	28.74		1.17	21,742.80	13:21:17	341366	4	Bullish	Bearish	37.84		1.37	48,300.20
13:22:18	70709	6292	Bullish	Bearish	33.91		1.19	21,739.25	13:22:18	331489	-9877	Bullish	Bearish	44.13		1.35	48,299.95
13:23:15	70709	0	Bullish	Bullish	31.64		1.19	21,743.15	13:23:15	331408	-81	Bullish	Bearish	49.81		1.35	48,301.50
13:24:17	70709	0	Bullish	Bullish	37.76		1.19	21,741.90	13:24:17	331394	-14	Bullish	Bearish	49.81		1.35	48,300.85
13:25:19	73892	3183	Bullish	Bullish	31.97		1.2	21,739.15	13:25:19	343208	11814	Bullish	Bearish	52.09		1.37	48,305.40

Nifty ATM		Current Expiry	Exp High : 21,894.70	60.35	Not Break	Resistanc	22000	BN ATM	Monday		Exp High : 48,573.80	123.80	Not Break	Resistanc	48500		
21750		2024-01-04	Exp Low : 21,560.80	120.05	Not Break	Support	21700	48200			Exp Low : 47,833.10	211.05	Not Break	Support	48000		
Time	NET Oi	+▲-▼	Net Oi Signal	Price Action Signal	VWAP Diff	Strike	Nifty PCR	Nifty LTP	Time	NET Oi	+▲-▼	Net Oi Signal	Price Action Signal	VWAP Diff	Strike	BN PCR	BN LTP
13:26:17	73877	-15	Bullish	Bullish	31.76		1.2	21,740.20	13:26:17	343208	0	Bullish	Bearish	59.50		1.37	48,298.10
13:27:18	73877	0	Bullish	Bullish	35.55		1.2	21,742.10	13:27:18	343212	4	Bullish	Bearish	65.16		1.37	48,302.90
13:28:18	77398	3521	Bullish	Bullish	37.60		1.21	21,743.10	13:28:18	348011	4799	Bullish	Bearish	65.50		1.38	48,296.25
13:29:17	73959	-3439	Bullish	Bullish	34.85		1.2	21,743.60	13:29:17	348010	-1	Bullish	Bearish	61.34		1.38	48,306.30
13:30:18	73959	0	Bullish	Bullish	40.39		1.2	21,745.85	13:30:18	348021	11	Bullish	Bullish	80.72		1.38	48,306.55
13:31:17	78334	4375	Bullish	Bullish	39.68		1.21	21,754.25	13:31:17	353657	5636	Bullish	Bullish	76.22		1.38	48,311.80
13:32:17	78334	0	Bullish	Bullish	34.82		1.21	21,747.45	13:32:17	353657	0	Bullish	Bullish	67.80		1.38	48,307.55
13:33:17	78334	0	Bullish	Bullish	32.36		1.21	21,752.20	13:33:17	353657	0	Bullish	Bullish	62.30		1.38	48,311.65
13:34:18	64314	-14020	Bullish	Bullish	36.79		1.17	21,752.25	13:34:18	353657	0	Bullish	Bullish	71.78		1.38	48,307.75
13:35:18	64314	0	Bullish	Bullish	36.11		1.17	21,751.40	13:35:18	356859	3202	Bullish	Bullish	75.53		1.39	48,310.65
13:36:18	64314	0	Bullish	Bullish	33.13		1.17	21,750.00	13:36:18	356848	-11	Bullish	Bullish	70.64		1.39	48,314.70
13:37:18	66414	2100	Bullish	Bullish	32.25		1.17	21,747.15	13:37:18	379526	22678	Bullish	Bullish	80.62		1.42	48,315.75
13:38:19	66414	0	Bullish	Bullish	32.26		1.17	21,746.30	13:38:19	379526	0	Bullish	Bullish	86.57		1.42	48,317.00
13:39:17	66414	0	Bullish	Bullish	32.38		1.17	21,748.45	13:39:17	379526	0	Bullish	Bullish	87.46		1.42	48,330.85
13:40:18	64532	-1882	Bullish	Bullish	34.14		1.17	21,748.55	13:40:18	412180	32654	Bullish	Bullish	105.98		1.47	48,329.00
13:41:17	63811	-721	Bullish	Bullish	32.15		1.17	21,749.00	13:41:17	412180	0	Bullish	Bullish	65.59		1.47	48,305.05
13:42:18	63811	0	Bullish	Bullish	32.84		1.17	21,750.00	13:42:18	412180	0	Bullish	Bullish	75.54		1.47	48,308.20
13:43:16	63270	-541	Bullish	Bullish	31.01		1.16	21,749.30	13:43:16	415927	3747	Bullish	Bullish	79.39		1.47	48,315.10
13:44:18	58302	-4968	Bullish	Bearish	31.71		1.15	21,745.20	13:44:18	414269	-1658	Bullish	Bullish	82.88		1.47	48,319.05
13:45:16	58302	0	Bullish	Bearish	28.79		1.15	21,743.05	13:45:16	414273	4	Bullish	Bullish	86.15		1.47	48,309.20
13:46:18	58243	-59	Bullish	Bearish	25.53		1.15	21,745.60	13:46:18	413176	-1097	Bullish	Bearish	73.97		1.47	48,308.15
13:47:18	53721	-4522	Bullish	Bearish	31.66		1.14	21,747.75	13:47:18	413176	0	Bullish	Bullish	74.94		1.47	48,310.00
13:48:18	53721	0	Bullish	Bearish	33.58		1.14	21,749.40	13:48:18	413161	-15	Bullish	Bearish	79.56		1.47	48,305.25
13:49:17	59991	6270	Bullish	Bullish	36.82		1.15	21,754.10	13:49:17	419638	6477	Bullish	Bearish	86.06		1.48	48,312.75
13:50:19	59963	-28	Bullish	Bullish	38.15		1.15	21,754.25	13:50:19	419638	0	Bullish	Bullish	86.85		1.48	48,316.20
13:51:17	59963	0	Bullish	Bullish	40.39		1.15	21,761.15	13:51:17	419638	0	Bullish	Bullish	92.11		1.48	48,325.75
13:52:18	69857	9894	Bullish	Bullish	44.81		1.18	21,758.50	13:52:18	419638	0	Bullish	Bearish	93.45		1.48	48,313.25
13:53:18	73521	3664	Bullish	Bullish	40.59		1.19	21,754.30	13:53:18	413261	-6377	Bullish	Bearish	78.11		1.47	48,309.00
13:54:18	73521	0	Bullish	Bullish	37.96		1.19	21,751.90	13:54:18	413274	13	Bullish	Bullish	73.48		1.47	48,306.45
13:55:18	75879	2358	Bullish	Bullish	38.91		1.2	21,753.65	13:55:18	407248	-6026	Bullish	Bearish	67.75		1.46	48,303.20
13:56:17	82191	6312	Bullish	Bullish	39.90		1.21	21,753.05	13:56:17	391525	-15723	Bullish	Bearish	69.86		1.44	48,305.95
13:57:18	82191	0	Bullish	Bullish	37.86		1.21	21,753.20	13:57:18	391525	0	Bullish	Bearish	63.66		1.44	48,305.40
13:58:18	85895	3704	Bullish	Bullish	43.27		1.23	21,761.65	13:58:18	382020	-9505	Bullish	Bullish	72.87		1.42	48,316.10
13:59:18	96985	11090	Bullish	Bullish	55.83		1.26	21,767.65	13:59:18	382022	2	Bullish	Bullish	84.78		1.42	48,332.25
14:00:17	96985	0	Bullish	Bullish	61.92		1.26	21,766.80	14:00:17	382022	0	Bullish	Bullish	95.56		1.42	48,330.20
14:01:18	161552	64567	Bullish	Bullish	56.66		1.49	21,766.70	14:01:18	378709	-3313	Bullish	Bullish	88.97		1.41	48,325.80



Nifty ATM		Current Expiry	Exp High : 21,894.70	60.35	Not Break	Resistanc	22000	BN ATM	Monday		Exp High : 48,573.80	123.80	Not Break	Resistanc	48500		
21750		2024-01-04	Exp Low : 21,560.80	120.05	Not Break	Support	21700	48200			Exp Low : 47,833.10	211.05	Not Break	Support	48000		
Time	NET Oi	+▲-▼	Net Oi Signal	Price Action Signal	VWAP Diff	Strike	Nifty PCR	Nifty LTP	Time	NET Oi	+▲-▼	Net Oi Signal	Price Action Signal	VWAP Diff	Strike	BN PCR	BN LTP
14:02:19	161552	0	Bullish	Bullish	61.61		1.49	21,769.85	14:02:19	377523	-1186	Bullish	Bullish	98.87		1.41	48,332.60
14:03:18	161552	0	Bullish	Bullish	68.61		1.49	21,779.50	14:03:18	377523	0	Bullish	Bullish	97.52		1.41	48,341.15
14:04:19	207016	45464	Bullish	Bullish	78.61		1.72	21,780.95	14:04:19	380928	3405	Bullish	Bullish	108.15		1.42	48,345.55
14:05:17	236822	29806	Bullish	Bullish	72.27		1.83	21,778.10	14:05:17	391506	10578	Bullish	Bullish	99.46		1.43	48,339.20
14:06:19	236822	0	Bullish	Bullish	79.26		1.83	21,784.50	14:06:19	391506	0	Bullish	Bullish	111.74		1.43	48,362.80
14:07:19	267979	31157	Bullish	Bullish	77.76		1.93	21,780.10	14:07:19	379306	-12200	Bullish	Bullish	112.87		1.42	48,336.90
14:08:19	286974	18995	Bullish	Bullish	80.82		2.07	21,781.00	14:08:19	402112	22806	Bullish	Bullish	108.83		1.46	48,341.55
14:09:19	286974	0	Bullish	Bullish	75.77		2.07	21,776.10	14:09:19	402112	0	Bullish	Bullish	97.85		1.46	48,334.80
14:10:18	290951	3977	Bullish	Bullish	76.04		2.1	21,779.40	14:10:18	408338	6226	Bullish	Bullish	93.52		1.46	48,321.10
14:11:17	310718	19767	Bullish	Bullish	73.80		2.17	21,777.85	14:11:17	408338	0	Bullish	Bullish	84.91		1.46	48,323.35
14:12:24	310718	0	Bullish	Bullish	79.01		2.17	21,781.60	14:12:24	408338	0	Bullish	Bearish	99.70		1.46	48,328.80
14:13:22	328062	17344	Bullish	Bullish	88.93		2.27	21,787.70	14:13:22	412889	4551	Bullish	Bullish	115.96		1.47	48,341.55
14:14:18	328062	0	Bullish	Bullish	86.87		2.27	21,789.35	14:14:18	416185	3296	Bullish	Bullish	109.44		1.47	48,342.30
14:15:18	328062	0	Bullish	Bullish	88.26		2.27	21,792.85	14:15:18	416196	11	Bullish	Bullish	124.62		1.47	48,353.00
14:16:19	348794	20732	Bullish	Bullish	89.96		2.38	21,792.45	14:16:19	416196	0	Bullish	Bullish	116.50		1.47	48,354.50
14:17:18	350873	2079	Bullish	Bullish	87.83		2.39	21,791.60	14:17:18	441712	25516	Bullish	Bullish	119.28		1.51	48,354.00
14:18:18	350873	0	Bullish	Bullish	86.62		2.39	21,792.55	14:18:18	441712	0	Bullish	Bullish	114.86		1.51	48,359.15
14:19:18	350873	0	Bullish	Bullish	93.68		2.39	21,792.85	14:19:18	486923	45211	Bullish	Bullish	150.08		1.6	48,386.05
14:20:17	374889	24016	Bullish	Bullish	86.62		2.53	21,792.20	14:20:17	486923	0	Bullish	Bullish	167.55		1.6	48,390.85
14:21:18	374889	0	Bullish	Bullish	85.61		2.53	21,794.40	14:21:18	486923	0	Bullish	Bullish	176.65		1.6	48,390.35
14:22:18	373888	-1001	Bullish	Bullish	85.24		2.52	21,795.30	14:22:18	572709	85786	Bullish	Bullish	176.47		1.78	48,396.10
14:23:17	370114	-3774	Bullish	Bullish	78.86		2.5	21,788.90	14:23:17	579662	6953	Bullish	Bullish	171.64		1.79	48,390.45
14:24:18	370114	0	Bullish	Bullish	77.74		2.5	21,788.65	14:24:18	579679	17	Bullish	Bullish	173.82		1.79	48,395.90
14:25:18	379379	9265	Bullish	Bullish	79.50		2.55	21,794.95	14:25:18	622084	42405	Bullish	Bullish	200.72		1.9	48,429.15
14:26:18	379379	0	Bullish	Bullish	79.37		2.55	21,793.00	14:26:18	643080	20996	Bullish	Bullish	202.85		1.94	48,431.40
14:27:15	379379	0	Bullish	Bullish	79.76		2.55	21,792.40	14:27:15	643085	5	Bullish	Bullish	195.97		1.94	48,429.45
14:28:18	379379	0	Bullish	Bearish	77.00		2.55	21,790.35	14:28:18	678114	35029	Bullish	Bullish	192.33		1.99	48,419.40
14:29:18	369696	-9683	Bullish	Bearish	73.17		2.48	21,789.15	14:29:18	683070	4956	Bullish	Bullish	174.58		2	48,405.55
14:30:18	369696	0	Bullish	Bearish	78.30		2.48	21,791.40	14:30:18	683072	2	Bullish	Bullish	183.49		2	48,408.45
14:31:18	373363	3667	Bullish	Bullish	79.87		2.5	21,795.20	14:31:18	697926	14854	Bullish	Bullish	181.47		2.02	48,409.05
14:32:18	380838	7475	Bullish	Bullish	82.20		2.57	21,796.85	14:32:18	697938	12	Bullish	Bullish	199.55		2.02	48,408.55
14:33:18	380838	0	Bullish	Bullish	77.15		2.57	21,793.70	14:33:18	697939	1	Bullish	Bullish	170.58		2.02	48,399.75
14:34:17	372326	-8512	Bullish	Bearish	75.32		2.48	21,792.75	14:34:17	702150	4211	Bullish	Bullish	173.00		2.03	48,400.80
14:35:18	372326	0	Bullish	Bearish	76.15		2.48	21,792.90	14:35:18	705288	3138	Bullish	Bullish	163.18		2.04	48,398.65
14:36:19	372326	0	Bullish	Bullish	79.37		2.48	21,796.50	14:36:19	705288	0	Bullish	Bullish	178.67		2.04	48,406.90
14:37:18	374572	2246	Bullish	Bullish	81.45		2.5	21,799.45	14:37:18	705279	-9	Bullish	Bullish	179.80		2.04	48,412.80



Nifty ATM		Current Expiry	Exp High : 21,894.70	60.35	Not Break	Resistanc	22000	BN ATM	Monday		Exp High : 48,573.80	123.80	Not Break	Resistanc	48500		
21750		2024-01-04	Exp Low : 21,560.80	120.05	Not Break	Support	21700	48200			Exp Low : 47,833.10	211.05	Not Break	Support	48000		
Time	NET Oi	+▲-▼	Net Oi Signal	Price Action Signal	VWAP Diff	Strike	Nifty PCR	Nifty LTP	Time	NET Oi	+▲-▼	Net Oi Signal	Price Action Signal	VWAP Diff	Strike	BN PCR	BN LTP
14:38:18	377311	2739	Bullish	Bullish	84.66		2.51	21,796.10	14:38:18	717055	11776	Bullish	Bearish	180.37		2.07	48,398.25
14:39:18	377311	0	Bullish	Bearish	79.80		2.51	21,788.95	14:39:18	717055	0	Bullish	Bearish	159.50		2.07	48,381.30
14:40:18	377311	0	Bullish	Bearish	73.85		2.51	21,790.25	14:40:18	717055	0	Bullish	Bearish	153.54		2.07	48,384.05
14:41:18	383418	6107	Bullish	Bullish	69.62		2.55	21,794.60	14:41:18	708160	-8895	Bullish	Bearish	155.26		2.05	48,402.50
14:42:20	383418	0	Bullish	Bullish	77.02		2.55	21,790.50	14:42:20	708161	1	Bullish	Bearish	155.53		2.05	48,387.15
14:43:18	392637	9219	Bullish	Bullish	88.53		2.64	21,806.05	14:43:18	708161	0	Bullish	Bullish	176.23		2.05	48,430.55
14:44:18	392637	0	Bullish	Bullish	104.15		2.64	21,807.20	14:44:18	695944	-12217	Bullish	Bullish	208.58		2.04	48,436.05
14:45:20	392637	0	Bullish	Bullish	111.67		2.64	21,813.75	14:45:20	695944	0	Bullish	Bullish	205.29		2.04	48,439.80
14:46:21	431087	38450	Bullish	Bullish	110.88		3.13	21,814.50	14:46:21	738384	42440	Bullish	Bullish	192.84		2.19	48,421.45
14:47:18	431087	0	Bullish	Bullish	107.54		3.13	21,817.95	14:47:18	738384	0	Bullish	Bullish	180.71		2.19	48,423.20
14:48:18	431087	0	Bullish	Bullish	104.49		3.13	21,817.30	14:48:18	738384	0	Bullish	Bullish	168.46		2.19	48,422.75
14:49:18	431087	0	Bullish	Bullish	103.98		3.13	21,816.50	14:49:18	740159	1775	Bullish	Bullish	168.23		2.19	48,410.75
14:50:18	453618	22531	Bullish	Bullish	105.24		3.39	21,822.10	14:50:18	727597	-12562	Bullish	Bullish	171.97		2.17	48,420.95
14:51:18	453618	0	Bullish	Bullish	120.93		3.39	21,828.90	14:51:18	727599	2	Bullish	Bullish	188.56		2.17	48,416.90
14:52:18	479981	26363	Bullish	Bullish	126.14		3.7	21,828.30	14:52:18	711424	-16175	Bullish	Bullish	179.38		2.15	48,408.85
14:53:17	479981	0	Bullish	Bullish	118.27		3.7	21,824.35	14:53:17	721459	10035	Bullish	Bullish	169.62		2.18	48,405.15
14:54:17	479981	0	Bullish	Bullish	110.62		3.7	21,821.60	14:54:17	721459	0	Bullish	Bullish	169.04		2.18	48,403.80
14:55:18	488876	8895	Bullish	Bullish	107.82		3.76	21,822.70	14:55:18	694496	-26963	Bullish	Bullish	159.24		2.12	48,401.90
14:56:18	488925	49	Bullish	Bullish	106.80		3.76	21,822.10	14:56:18	694497	1	Bullish	Bearish	157.02		2.12	48,402.30
14:57:17	488925	0	Bullish	Bullish	107.97		3.76	21,821.45	14:57:17	694497	0	Bullish	Bearish	157.59		2.12	48,407.55
14:58:18	488925	0	Bullish	Bullish	105.95		3.76	21,820.70	14:58:18	691054	-3443	Bullish	Bearish	155.82		2.11	48,409.05
14:59:18	489990	1065	Bullish	Bullish	102.18		3.7	21,823.95	14:59:18	677095	-13959	Bullish	Bearish	150.94		2.1	48,407.75
15:00:17	489990	0	Bullish	Bullish	105.18		3.7	21,822.50	15:00:17	677096	1	Bullish	Bearish	155.61		2.1	48,406.05
15:01:19	488660	-1330	Bullish	Bullish	107.95		3.67	21,827.70	15:01:19	677096	0	Bullish	Bearish	158.80		2.1	48,407.20
15:02:17	488971	311	Bullish	Bullish	113.23		3.68	21,818.35	15:02:17	672613	-4483	Bullish	Bearish	163.23		2.1	48,383.70
15:03:18	488971	0	Bullish	Bearish	84.61		3.68	21,804.55	15:03:18	672613	0	Bullish	Bearish	77.94		2.1	48,376.85
15:04:18	494877	5906	Bullish	Bearish	77.41		3.8	21,799.55	15:04:18	672613	0	Bullish	Bearish	58.58		2.1	48,337.90
15:05:19	477006	-17871	Bullish	Bearish	71.63		3.7	21,800.95	15:05:19	620344	-52269	Bullish	Bearish	52.64		2.08	48,366.10
15:06:19	477006	0	Bullish	Bearish	76.05		3.7	21,800.75	15:06:19	620344	0	Bullish	Bearish	65.52		2.08	48,361.35
15:07:19	473619	-3387	Bullish	Bearish	77.11		3.68	21,799.05	15:07:19	595045	-25299	Bullish	Bearish	65.38		2.03	48,359.75
15:09:11	468720	-4899	Bullish	Bearish	56.33		3.58	21,774.65	15:09:11	591109	-3936	Bullish	Bearish	9.18		2.02	48,293.60
15:09:19	468720	0	Bullish	Bearish	56.33		3.58	21,774.65	15:09:19	591109	0	Bullish	Bearish	9.18		2.02	48,293.60
15:10:20	468720	0	Bullish	Bearish	26.68		3.58	21,771.50	15:10:20	499842	-91267	Bullish	Bearish	-78.95	Buy 48600 PE	1.87	48,270.65
15:11:18	426684	-42036	Bullish	Bearish	18.36		3.4	21,736.75	15:11:18	499842	0	Bullish	Bearish	-97.65		1.87	48,188.95
15:12:20	426684	0	Bullish	Bearish	-4.32		3.4	21,735.80	15:12:20	499842	0	Bullish	Bearish	-124.97		1.87	48,214.30
15:13:18	412305	-14379	Bullish	Bearish	-9.21		3.14	21,736.50	15:13:18	499842	0	Bullish	Bearish	-116.73		1.87	48,232.40





Nifty ATM	Nifty Spot	Nifty Pre CL	Nifty Open	Nifty High	Nifty Low	India VIX	Current Expiry	Exp High	21,894.70	60.35	Not Break	Resistanc	22000	BN ATM	BN Spot	BN Pre CL	BN Open	BN High	BN Low	India VIX	Monday	Exp High	48,573.80	123.80	Not Break	Resistanc	48500		
21750	21,741.90	21731.4	21,727.75	21,834.35	21,680.85	14.68	2024-01-04	Exp Low	21,560.80	120.05	Not Break	Support	21700	48200	48,234.30	48,292.25	48,203.45	48,450.00	48,044.15	14.68	Observer	Exp Low	47,833.10	211.05	Not Break	Support	48000		
Time	Call COI (Bearish ▼)	Call COI (+▲-▼)	Short Covering	Put COI (Bullish ▲)	Put COI (+▲-▼)	Long UW	NET Oi	+▲-▼	Net Oi Signal	Price Action Signal	VWAP Diff	Strike	Nifty PCR	Nifty LTP	Time	Call COI (Bearish ▼)	Call COI (+▲-▼)	Short Covering	Put COI (Bullish ▲)	Put COI (+▲-▼)	Long Unwinding	NET Oi	+▲-▼	Net Oi Signal	Price Action Signal	VWAP Diff	Strike	BN PCR	BN LTP
09:15:17	131614				0		-31948	0	Bearish	Wait	-25.64		0.76	21,727.75	09:15:17	375062	0		194711			-180345	0	Bearish	Wait	-12.94		0.52	48,203.45
09:16:17	89092	-42522	Short C	86906	-12760	Long UW	-2186	29762	Bearish	Wait	8.94		0.98	21,706.10	09:16:17	224371	-150691	Short C	167434	-27283	Long UW	-56937	123408	Bearish	Wait	-58.52		0.75	48,167.90
09:17:16	89092	0		86289	-617		-2803	-617	Bearish	Wait	0.44		0.97	21,707.95	09:17:16	218871	-5500	Short C	142482	-24952	Long UW	-76389	-19452	Bearish	Wait	-11.27		0.65	48,163.25
09:18:17	89092	0		86289	0		-2803	0	Bearish	Wait	-5.50		0.97	21,703.30	09:18:17	218871	0		142482	0		-76389	0	Bearish	Wait	-14.34		0.65	48,155.50
09:18:29	89092	0		86289	0		-2803	0	Bearish	Wait	-5.50		0.97	21,703.30	09:18:29	218871	0		142482	0		-76389	0	Bearish	Wait	-14.34		0.65	48,155.50
09:19:19	130014	40922		122263	35974		-7751	-4948	Bearish	Wait	-2.20		0.94	21,704.10	09:19:19	314770	95899		267307	124825		-47463	28926	Bearish	Wait	-58.52	Buy 48500 PE	0.85	48,159.15
09:20:15	130014	0		122263	0		-7751	0	Bearish	Wait	-7.31		0.94	21,705.15	09:20:15	314770	0		267307	0		-47463	0	Bearish	Wait	-6.70		0.85	48,176.30
09:21:17	130014	0		122263	0		-7751	0	Bearish	Wait	-12.04	Buy 21900 PE	0.94	21,693.65	09:21:17	314770	0		267307	0		-47463	0	Bearish	Wait	-12.45		0.85	48,155.85
09:22:16	176139	46125		140770	18507		-35369	-27618	Bearish	Wait	-10.62		0.8	21,685.50	09:22:16	390963	76193		377787	110480		-13176	34287	Bearish	Wait	-11.94		0.97	48,141.70
09:23:17	176139	0		140770	0		-35369	0	Bearish	Wait	0.44		0.8	21,693.80	09:23:17	390963	0		377787	0		-13176	0	Bearish	Wait	6.12		0.97	48,168.95
09:24:17	204458	28319		140770	0		-63688	-28319	Bearish	Wait	-2.22		0.69	21,694.35	09:24:17	441431	50468		438408	60621		-3023	10153	Bearish	Wait	-0.50		0.99	48,167.25
09:25:17	204458	0		164880	24110		-39578	24110	Bearish	Wait	-3.72		0.81	21,696.15	09:25:17	441427	-54		438408	0		-3019	4	Bearish	Wait	-2.25		0.99	48,178.95
09:26:17	204458	0		164880	0		-39578	0	Bearish	Wait	-0.83		0.81	21,693.70	09:26:17	441427	0		438408	0		-3019	0	Bearish	Wait	16.88	Buy 47900 CE	0.99	48,180.15
09:27:17	204458	0		164880	0		-39578	0	Bearish	Bearish	-2.37		0.81	21,698.30	09:27:17	441427	0		491520	53112		50093	53112	Bullish	Bearish	32.92		1.11	48,181.45
09:28:17	235667	31209		178697	13817		-56970	-17392	Bearish	Bearish	-5.50		0.76	21,701.10	09:28:17	503173	61746		491520	0		-11653	-61746	Bearish	Bullish	22.01		0.98	48,184.75
09:29:17	235667	0		178697	0		-56970	0	Bearish	Bearish	-0.07		0.76	21,703.55	09:29:17	503173	0		491520	0		-11653	0	Bearish	Bullish	13.34		0.98	48,189.05
09:30:17	235667	0		178614	-83		-57053	-83	Bearish	Bearish	-2.20		0.76	21,700.60	09:30:17	503173	0		517024	25504		13851	25504	Bullish	Bullish	20.11		1.03	48,190.10
09:31:17	259880	24213		178614	0		-81266	-24213	Bearish	Bearish	-2.22		0.69	21,696.60	09:31:17	552120	48947		517024	0		-35096	-48947	Bearish	Bullish	7.76		0.94	48,177.55
09:32:17	259880	0		178614	0		-81266	0	Bearish	Bearish	-3.97		0.69	21,685.90	09:32:17	552121	1		517024	0		-35097	-1	Bearish	Bullish	-14.34		0.94	48,181.85
09:33:16	259880	0		178614	0		-81266	0	Bearish	Bearish	-10.64		0.69	21,688.70	09:33:16	552121	0		517024	0		-35097	0	Bearish	Bullish	-9.24		0.94	48,181.25
09:34:17	286927	27047		188726	10112		-98201	-16935	Bearish	Bullish	-2.20		0.66	21,699.55	09:34:17	619151	67030		554678	37654		-64473	-29376	Bearish	Bullish	-2.48		0.9	48,187.95
09:35:17	286927	0		188726	0		-98201	0	Bearish	Bullish	8.71		0.66	21,704.35	09:35:17	619151	0		554678	0		-64473	0	Bearish	Bullish	23.51		0.9	48,226.05
09:36:17	305042	18115		188726	0		-116316	-18115	Bearish	Bullish	3.35		0.62	21,708.60	09:36:17	619151	0		554678	0		-64473	0	Bearish	Bullish	40.88		0.9	48,238.70
09:37:18	305042	0		201359	12633		-103683	12633	Bearish	Bullish	8.98		0.66	21,711.65	09:37:18	650475	31324		591283	36605		-59192	5281	Bearish	Bullish	34.06		0.91	48,237.85
09:38:16	305042	0		201359	0		-103683	0	Bearish	Bullish	7.16		0.66	21,710.30	09:38:16	650475	0		591283	0		-59192	0	Bearish	Bullish	53.11		0.91	48,254.60
09:39:17	305042	0		201359	0		-103683	0	Bearish	Bullish	5.34		0.66	21,704.55	09:39:17	650475	0		591283	0		-59192	0	Bearish	Bullish	41.19		0.91	48,240.10
09:40:19	314353	9311		205808	4449		-108545	-4862	Bearish	Bearish	-1.33		0.65	21,696.65	09:40:19	669424	18949		608544	17261		-60880	-1688	Bearish	Bullish	23.12		0.91	48,225.60
09:41:17	314353	0		205808	0		-108545	0	Bearish	Bearish	-11.00		0.65	21,693.35	09:41:17	669424	0		608544	0		-60880	0	Bearish	Bullish	-3.22		0.91	48,205.45
09:42:17	314353	0		208286	2478		-106067	2478	Bearish	Bearish	-8.22		0.66	21,696.90	09:42:17	701983	32559		608544	0		-93439	-32559	Bearish	Bullish	-1.13		0.87	48,209.80
09:43:17	321355	7002		208286	0		-113069	-7002	Bearish	Bearish	-7.73		0.65	21,698.85	09:43:17	701973	-10		626734	18190		-75239	18200	Bearish	Bullish	-6.20		0.89	48,215.10
09:44:17	321355	0		208286	0		-113069	0	Bearish	Bullish	-0.09		0.65	21,701.80	09:44:17	701973	0		626773	39		-75200	39	Bearish	Bullish	0.59		0.89	48,206.30
09:45:17	324507	3152		208286	0		-116221	-3152	Bearish	Bullish	-0.06		0.64	21,707.60	09:45:17	727040	25067		640696	13923		-86344	-11444	Bearish	Bullish	1.76		0.88	48,209.70
09:46:17	324507	0		212445	4159		-112062	4159	Bearish	Bullish	2.77		0.65	21,709.50	09:46:17	727013	-27		640696	0		-86317	27	Bearish	Bullish	-6.80		0.88	48,203.35
09:47:17	324507	0		212445	0		-112062	0	Bearish	Bullish	6.39		0.65	21,707.55	09:47:17	727013	0		640696	0		-86317	0	Bearish	Bullish	-1.66		0.88	48,188.05
09:48:17	324507	0		212445	0		-112062	0	Bearish	Bullish	16.11	Buy 21500 CE	0.65	21,713.00	09:48:17	727013	0		640696	0		-86317	0	Bearish	Bearish	25.75		0.88	48,202.70
09:49:17	321403	-3104	Short C	230119	17674		-91284	20778	Bearish	Bullish	13.13		0.72	21,712.95	09:49:17	738348	11335		648879	8183		-89469	-3152	Bearish	Bearish	16.73		0.88	48,213.20
09:50:17	321403	0		230119	0		-91284	0	Bearish	Bullish	19.57		0.72	21,715.65	09:50:17	738348	0		648879	0		-89469	0	Bearish	Bearish	32.87		0.88	48,212.95
09:51:18	321403	0		230119	0		-91284	0	Bearish	Bullish	23.34		0.72	21,719.95	09:51:18	748316	9968		648879	0		-99437	-9968	Bearish	Bearish	42.28		0.87	48,230.60
09:52:17	313720	-7683	Short C	249298	19179		-64422	26862	Bearish	Bullish	19.76		0.79	21,722.05	09:52:17	748263	-53		665361	16482		-82902	16535	Bearish	Bearish	52.51		0.89	48,239.75
09:53:16	313720	0		249298	0		-64422	0	Bearish	Bullish	23.59		0.79	21,723.60	09:53:16														



Nifty ATM	Nifty Spot	Nifty Pre C	Nifty Open	Nifty High	Nifty Low	India VIX	Current Expiry	Exp High	21,894.70	60.35	Not Break	Resistanc	22000	BN ATM	BN Spot	BN Pre CL	BN Open	BN High	BN Low	India VIX	Monday		Exp High	48,573.80	123.80	Not Break	Resistanc	48500	
21750	21,741.90	21731.4	21,727.75	21,834.35	21,680.85	14.68	2024-01-04	Exp Low	21,560.80	120.05	Not Break	Support	21700	48200	48,234.30	48,292.25	48,203.45	48,450.00	48,044.15	14.68			Exp Low	47,833.10	211.05	Not Break	Support	48000	
Time	Call COI (Bearish ▼)	Call COI (+▲-▼)	Short Covering	Put COI (Bullish ▲)	Put COI (+▲-▼)	Long UW	NET Oi	+▲-▼	Net Oi Signal	Price Action Signal	VWAP Diff	Strike	Nifty PCR	Nifty LTP	Time	Call COI (Bearish ▼)	Call COI (+▲-▼)	Short Covering	Put COI (Bullish ▲)	Put COI (+▲-▼)	Long Unwinding	NET Oi	+▲-▼	Net Oi Signal	Price Action Signal	VWAP Diff	Strike	BN PCR	BN LTP
10:16:17	313600	11495		322382	-5828	Long UW	8782	-17323	Bullish	Bearish	4.05		1.03	21,709.75	10:16:17	717596	13611		814109	8760		96513	-4851	Bullish	Bearish	59.09		1.13	48,242.55
10:17:28	313600	0		322382	0		8782	0	Bullish	Bearish	10.45		1.03	21,708.40	10:17:28	717596	0		814109	0		96513	0	Bullish	Bearish	61.41		1.13	48,236.25
10:18:17	313600	0		312341	-10041	Long UW	-1259	-10041	Bearish	Bearish	3.09		1	21,708.95	10:18:17	717596	0		814109	0		96513	0	Bullish	Bearish	46.93		1.13	48,242.10
10:19:17	322375	8775		311003	-1338	Long UW	85281	-10113	Bearish	Bearish	10.27		0.96	21,714.90	10:19:17	730566	12970		815847	1738		85281	-11232	Bullish	Bearish	58.21		1.12	48,252.45
10:20:23	322375	0		311003	0		-11372	0	Bearish	Bearish	12.21		0.96	21,711.55	10:20:23	730565	-1		815847	0		85282	1	Bullish	Bearish	55.72		1.12	48,246.60
10:21:16	322375	0		311003	0		-11372	0	Bearish	Bearish	8.52		0.96	21,713.20	10:21:16	730565	0		815847	0		85282	0	Bullish	Bearish	49.67		1.12	48,244.95
10:22:17	326672	4297		304719	-6284	Long UW	-21953	-10581	Bearish	Bearish	9.72		0.93	21,712.85	10:22:17	750876	20311		820459	4612		69583	-15699	Bullish	Bearish	49.67		1.09	48,245.80
10:23:16	326672	0		304719	0		-21953	0	Bearish	Bearish	-5.20		0.93	21,701.35	10:23:16	750884	8		820459	0		69575	-8	Bullish	Bearish	31.87		1.09	48,231.65
10:24:17	326672	0		304719	0		-21953	0	Bearish	Bearish	-7.05		0.93	21,701.25	10:24:17	750885	1		820459	0		69574	-1	Bullish	Bearish	14.52		1.09	48,232.25
10:25:16	340052	13380		298676	-6043	Long UW	-41376	-19423	Bearish	Bearish	-4.80		0.88	21,700.80	10:25:16	759087	8202		803818	-16641	Long UW	44731	-24843	Bullish	Bearish	25.70		1.06	48,229.95
10:26:17	340052	0		298676	0		-41376	0	Bearish	Bearish	-11.98	Buy 21900 PE	0.88	21,699.60	10:26:17	759087	0		803818	0		44731	0	Bullish	Bearish	5.36		1.06	48,240.70
10:27:17	340052	0		296086	-2590	Long UW	-43966	-2590	Bearish	Bearish	-6.02		0.87	21,704.80	10:27:17	759087	0		803818	0		44731	0	Bullish	Bearish	36.85		1.06	48,246.30
10:28:18	355587	15535		296086	0		-59501	-15535	Bearish	Bearish	3.52		0.83	21,708.35	10:28:18	765924	6837		813554	9736		47630	2899	Bullish	Bearish	32.24		1.06	48,246.30
10:29:17	355587	0		296086	0		-59501	0	Bearish	Bullish	2.00		0.83	21,710.00	10:29:17	765924	0		813554	0		47630	0	Bullish	Bullish	38.71		1.06	48,248.05
10:30:18	355103	-484		296086	0		-59017	484	Bearish	Bullish	7.32		0.83	21,712.05	10:30:18	765924	0		815818	2264		49894	2264	Bullish	Bullish	52.09		1.07	48,252.25
10:31:16	355103	0		291810	-4276	Long UW	-63293	-4276	Bearish	Bullish	7.24		0.82	21,712.65	10:31:16	760415	-5509	Short C	815834	16		55419	5525	Bullish	Bullish	64.26		1.07	48,265.10
10:32:31	355103	0		291810	0		-63293	0	Bearish	Bearish	9.21		0.82	21,712.65	10:32:31	760415	0		815834	0		55419	0	Bullish	Bullish	62.52		1.07	48,265.10
10:33:16	355103	0		291810	0		-63293	0	Bearish	Bullish	10.82	Buy 21500 CE	0.82	21,711.90	10:33:16	781370	20955		815834	0		34464	-20955	Bullish	Bullish	58.90		1.04	48,258.35
10:34:16	361057	5954		293299	1489		-67758	-4465	Bearish	Bullish	14.23		0.81	21,716.30	10:34:16	781269	-101		843378	27544		62109	27645	Bullish	Bullish	75.51		1.08	48,272.60
10:35:16	361057	0		293299	0		-67758	0	Bearish	Bullish	14.74		0.81	21,716.85	10:35:16	781269	0		843378	0		62109	0	Bullish	Bullish	75.04		1.08	48,277.95
10:36:16	361057	0		291672	-1627	Long UW	-69385	-1627	Bearish	Bullish	15.05		0.81	21,715.55	10:36:16	781269	0		843378	0		62109	0	Bullish	Bullish	77.69		1.08	48,264.65
10:37:16	363461	2404		291654	-18		-71807	-2422	Bearish	Bullish	12.27		0.8	21,714.85	10:37:16	777908	-3361	Short C	857894	14516		79986	17877	Bullish	Bullish	70.44		1.1	48,257.95
10:38:16	363461	0		291654	0		-71807	0	Bearish	Bullish	11.19		0.8	21,714.85	10:38:16	777924	16		857894	0		79970	-16	Bullish	Bullish	64.37		1.1	48,257.95
10:39:16	363461	0		291654	0		-71807	0	Bearish	Bullish	17.39		0.8	21,720.45	10:39:16	777924	0		857894	0		79970	0	Bullish	Bullish	85.94		1.1	48,279.55
10:40:17	363836	375		294922	3268		-68914	2893	Bearish	Bullish	15.83		0.81	21,721.40	10:40:17	770257	-7667	Short C	874396	16502		104139	24169	Bullish	Bullish	88.97		1.14	48,283.70
10:41:16	363836	0		294922	0		-68914	0	Bearish	Bullish	21.19		0.81	21,727.10	10:41:16	770263	6		874396	0		104133	-6	Bullish	Bullish	102.45		1.14	48,292.35
10:42:17	363836	0		294922	0		-68914	0	Bearish	Bullish	24.21		0.81	21,728.80	10:42:17	770263	0		874396	0		104133	0	Bullish	Bullish	126.01		1.14	48,320.25
10:43:17	364169	333		297534	2612		-66635	2279	Bearish	Bullish	26.00		0.82	21,726.35	10:43:17	700099	-70164	Short C	887682	13286		187583	83450	Bullish	Bullish	125.60		1.27	48,311.90
10:44:17	364169	0		297534	0		-66635	0	Bearish	Bullish	22.44		0.82	21,728.05	10:44:17	700099	0		887682	0		187583	0	Bullish	Bullish	111.66		1.27	48,313.95
10:45:18	364169	0		297534	0		-66635	0	Bearish	Bullish	23.30		0.82	21,727.30	10:45:18	700099	0		887682	0		187583	0	Bullish	Bullish	115.82		1.27	48,316.55
10:46:17	364310	141		302642	5108		-61668	4967	Bearish	Bullish	25.21		0.83	21,728.30	10:46:17	708577	8478		915579	27897		207002	19419	Bullish	Bullish	127.38		1.29	48,323.75
10:47:17	364310	0		302642	0		-61668	0	Bearish	Bullish	20.14		0.83	21,725.10	10:47:17	708577	0		915579	0		207002	0	Bullish	Bullish	111.99		1.29	48,327.60
10:48:17	364310	0		302642	0		-61668	0	Bearish	Bullish	29.64		0.83	21,728.75	10:48:17	708577	0		915579	0		207002	0	Bullish	Bullish	130.07		1.29	48,320.05
10:49:16	353725	-10585	Short C	318310	15668		-35415	26253	Bearish	Bullish	25.50		0.9	21,728.30	10:49:16	687896	-20681	Short C	958004	42425		270108	63106	Bullish	Bullish	126.26		1.39	48,326.30
10:50:16	353725	0		318310	0		-35415	0	Bearish	Bullish	29.38		0.9	21,733.45	10:50:16	687881	-15		958004	0		270123	15	Bullish	Bullish	126.26		1.39	48,318.65
10:51:16	348450	-5275	Short C	318310	0		-30140	5275	Bearish	Bullish	34.86		0.91	21,737.60	10:51:16	687881	0		958004	0		270123	0	Bullish	Bullish	122.78		1.39	48,325.65
10:52:17	348450	0		328277	9967		-20173	9967	Bearish	Bullish	33.25		0.94	21,737.05	10:52:17	704648	16767		969254	11250		264606	-5517	Bullish	Bullish	107.77		1.38	48,319.70
10:53:15	348450	0		328277	0		-20173	0	Bearish	Bullish	37.99		0.94	21,736.20	10:53:15	704648	0		969254	0		264606	0	Bullish	Bullish	112.13		1.38	48,334.75
10:54:40	348450	0		328277	0		-20173	0	Bearish	Bullish	33.23		0.94	21,738.55	10:54:40	704648	0		969254	0		264606	0	Bullish	Bullish	115.12		1.38	48,336.00
10:55:16	350505	2055		34																									

Nifty ATM	Nifty Spot	Nifty Pre C	Nifty Open	Nifty High	Nifty Low	India VIX	Current Expiry	Exp High	21,894.70	60.35	Not Break	Resistanc	22000	BN ATM	BN Spot	BN Pre CL	BN Open	BN High	BN Low	India VIX	Monday		Exp High	48,573.80	123.80	Not Break	Resistanc	48500	
21750	21,741.90	21731.4	21,727.75	21,834.35	21,680.85	14.68	2024-01-04	Exp Low	21,560.80	120.05	Not Break	Support	21700	48200	48,234.30	48,292.25	48,203.45	48,450.00	48,044.15	14.68			Exp Low	47,833.10	211.05	Not Break	Support	48000	
Time	Call COI (Bearish ▼)	Call COI (+▲-▼)	Short Covering	Put COI (Bullish ▲)	Put COI (+▲-▼)	Long UW	NET Oi	+▲-▼	Net Oi Signal	Price Action Signal	VWAP Diff	Strike	Nifty PCR	Nifty LTP	Time	Call COI (Bearish ▼)	Call COI (+▲-▼)	Short Covering	Put COI (Bullish ▲)	Put COI (+▲-▼)	Long Unwinding	NET Oi	+▲-▼	Net Oi Signal	Price Action Signal	VWAP Diff	Strike	BN PCR	BN LTP
11:18:18	357824	0		360668	0		2844	0	Bullish	Bullish	26.89	1.01	21,735.20	11:18:18	761067	0		1101890	0		340823	0	Bullish	Bullish	78.06		1.45	48,307.00	
11:19:18	359927	2103		360731	63		804	-2040	Bullish	Bullish	25.75	1	21,732.45	11:19:18	773065	11998		1103909	2019		330844	-9979	Bullish	Bearish	89.20		1.43	48,306.85	
11:20:19	359927	0		360731	0		804	0	Bullish	Bullish	29.78	1	21,744.90	11:20:19	773061	-4		1103909	0		330848	4	Bullish	Bullish	98.70		1.43	48,317.00	
11:21:18	359927	0		360731	0		804	0	Bullish	Bullish	37.02	1	21,741.80	11:21:18	773061	0		1103909	0		330848	0	Bullish	Bearish	98.96		1.43	48,319.80	
11:22:18	360449	522		359958	-773		-491	-1295	Bearish	Bullish	34.57	1	21,742.30	11:22:18	788463	15402		1103909	0		315446	-15402	Bullish	Bullish	90.57		1.4	48,323.80	
11:23:17	360449	0		359958	0		-491	0	Bearish	Bullish	32.35	1	21,738.85	11:23:17	788471	8		1108328	4419		319857	4411	Bullish	Bearish	92.36		1.41	48,315.55	
11:24:18	360449	0		359958	0		-491	0	Bearish	Bullish	29.09	1	21,736.20	11:24:18	788471	0		1108328	0		319857	0	Bullish	Bearish	86.38		1.41	48,321.25	
11:25:18	359071	-1378	Short C	364958	5000		5887	6378	Bullish	Bullish	27.80	1.02	21,738.45	11:25:18	806588	18117		1120762	12434		314174	-5683	Bullish	Bearish	83.07		1.39	48,317.05	
11:26:18	359071	0		364958	0		5887	0	Bullish	Bullish	31.86	1.02	21,739.15	11:26:18	807864	1276		1120762	0		312898	-1276	Bullish	Bearish	78.52		1.39	48,316.50	
11:27:17	359071	0		364958	0		5887	0	Bullish	Bullish	31.11	1.02	21,741.75	11:27:17	807864	0		1120762	0		312898	0	Bullish	Bearish	86.88		1.39	48,314.65	
11:28:18	356344	-2727	Short C	369788	4830		13444	7557	Bullish	Bullish	32.37	1.04	21,739.85	11:28:18	807864	0		1125304	4542		317440	4542	Bullish	Bearish	88.76		1.39	48,312.15	
11:29:17	356344	0		369788	0		13444	0	Bullish	Bullish	31.64	1.04	21,745.25	11:29:17	815819	7955		1125304	0		309485	-7955	Bullish	Bearish	93.22		1.38	48,323.60	
11:30:17	352990	-3354	Short C	369788	0		16798	3354	Bullish	Bullish	32.49	1.05	21,743.85	11:30:17	815819	0		1125304	0		309485	0	Bullish	Bullish	100.42		1.38	48,326.00	
11:31:13	352989	-1		376426	6638		23437	6639	Bullish	Bullish	35.65	1.07	21,747.25	11:31:13	814765	-1054	Short C	1127760	2456		312995	3510	Bullish	Bullish	102.03		1.38	48,333.00	
11:32:18	352989	0		376426	0		23437	0	Bullish	Bullish	38.97	1.07	21,747.95	11:32:18	814767	2		1127760	0		312993	-2	Bullish	Bullish	105.23		1.38	48,333.40	
11:33:18	352989	0		376426	0		23437	0	Bullish	Bearish	31.40	1.07	21,740.10	11:33:18	814767	0		1127760	0		312993	0	Bullish	Bullish	86.60		1.38	48,323.00	
11:34:13	347675	-5314	Short C	381913	5487		34238	10801	Bullish	Bearish	31.12	1.1	21,739.35	11:34:13	818492	3725		1128165	405		309673	-3320	Bullish	Bullish	80.61		1.38	48,320.05	
11:35:17	347675	0		381913	0		34238	0	Bullish	Bearish	28.66	1.1	21,737.00	11:35:17	818502	10		1128165	0		309663	-10	Bullish	Bearish	80.35		1.38	48,322.95	
11:36:18	347675	0		381913	0		34238	0	Bullish	Bearish	24.29	1.1	21,735.70	11:36:18	818502	0		1128165	0		309663	0	Bullish	Bullish	72.66		1.38	48,316.40	
11:37:19	351631	3956		380284	-1629	Long UW	28653	-5585	Bullish	Bearish	25.73	1.08	21,733.85	11:37:19	841890	23388		1133587	5422		291697	-17966	Bullish	Bearish	75.68		1.35	48,303.95	
11:38:18	351631	0		380284	0		28653	0	Bullish	Bearish	22.28	1.08	21,730.85	11:38:18	841890	0		1133587	0		291697	0	Bullish	Bearish	57.83		1.35	48,299.30	
11:39:17	351631	0		380284	0		28653	0	Bullish	Bearish	24.79	1.08	21,732.50	11:39:17	841890	0		1133587	0		291697	0	Bullish	Bearish	64.11		1.35	48,304.75	
11:40:18	352091	460		382149	1865		30058	1405	Bullish	Bearish	19.90	1.09	21,731.75	11:40:18	841931	41		1135812	2225		293881	2184	Bullish	Bearish	53.71		1.35	48,300.55	
11:41:17	352039	-52		382149	0		30110	52	Bullish	Bearish	23.72	1.09	21,736.05	11:41:17	841936	5		1134800	-1012	Long UW	292864	-1017	Bullish	Bearish	73.32		1.35	48,310.85	
11:42:18	352039	0		382149	0		30110	0	Bullish	Bearish	25.02	1.09	21,738.70	11:42:18	841936	0		1134800	0		292864	0	Bullish	Bearish	79.19		1.35	48,313.60	
11:43:17	352039	0		382149	0		30110	0	Bullish	Bearish	28.59	1.09	21,740.25	11:43:17	850785	8849		1138896	4096		288111	-4753	Bullish	Bearish	76.36		1.34	48,315.60	
11:44:17	349973	-2066	Short C	380900	-1249	Long UW	30927	817	Bullish	Bearish	28.19	1.09	21,735.15	11:44:17	850785	0		1138896	0		288111	0	Bullish	Bearish	69.85		1.34	48,310.80	
11:45:17	349973	0		380900	0		30927	0	Bullish	Bearish	22.48	1.09	21,731.75	11:45:17	850785	0		1138896	0		288111	0	Bullish	Bearish	68.55		1.34	48,311.80	
11:46:19	349973	0		380900	0		30927	0	Bullish	Bearish	22.48	1.09	21,730.45	11:46:19	850785	0		1138896	0		288111	0	Bullish	Bearish	68.55		1.34	48,309.35	
11:47:18	355362	5389		380734	-166		25372	-5555	Bullish	Bearish	21.10	1.07	21,730.15	11:47:18	864217	13432		1142349	3453		278132	-9979	Bullish	Bearish	51.42		1.32	48,312.95	
11:48:17	355362	0		380734	0		25372	0	Bullish	Bearish	16.27	1.07	21,730.40	11:48:17	864217	0		1142349	0		278132	0	Bullish	Bearish	58.18		1.32	48,316.40	
11:49:18	358334	2972		377457	-3277	Long UW	19123	-6249	Bullish	Bearish	19.20	1.05	21,731.55	11:49:18	873430	9213		1148068	5719		274638	-3494	Bullish	Bullish	69.07		1.31	48,319.55	
11:50:17	358334	0		377457	0		19123	0	Bullish	Bearish	19.37	1.05	21,727.90	11:50:17	873429	-1		1148068	0		274639	1	Bullish	Bullish	61.78		1.31	48,312.25	
11:51:17	358334	0		377457	0		19123	0	Bullish	Bearish	20.10	1.05	21,730.55	11:51:17	873429	0		1148068	0		274639	0	Bullish	Bullish	61.61		1.31	48,320.10	
11:52:17	361226	2892		372561	-4896	Long UW	11335	-7788	Bullish	Bullish	21.08	1.03	21,734.80	11:52:17	874881	1452		1152949	4881		278068	3429	Bullish	Bullish	65.48		1.32	48,314.95	
11:53:19	361226	0		372561	0		11335	0	Bullish	Bullish	23.46	1.03	21,736.35	11:53:19	874893	12		1152949	0		278056	-12	Bullish	Bullish	80.67		1.32	48,319.30	
11:54:18	361226	0		372561	0		11335	0	Bullish	Bullish	21.99	1.03	21,736.65	11:54:18	874893	0		1152949	0		278056	0	Bullish	Bullish	80.17		1.32	48,325.35	
11:55:19	366673	5447		364863	-7698	Long UW	-1810	-13145	Bearish	Bearish	25.41	1	21,737.70	11:55:19	872601	-2292	Short C	1155110	2161		282509	4453	Bullish	Bullish	89.19		1.32	48,331.10	
11:56:18	366673	0		364863	0		-1810	0	Bearish	Bearish	23.53	1	21,735.60	11:56:18	872601	0		1155110	0		282509	0	Bullish	Bullish	83.07		1.32	48,324.20	
11:57:16	366673	0		364863	0		-1810	0	Bearish	Bearish	17.83	1	21,731.95	11:57:16	872601	0		1155110	0		282509	0	Bullish	Bullish	80.06		1.32	48,321.00	
11:58:18	372154	5481		363970	-893		-8184	-6374	Bearish	Bullish	20.47	0.98	21,735.45	11:58:18	880503	7902		1162409	7299		281906	-603	Bullish	Bullish	85.85		1.32	48,331.15	
11:59:17	372154	0		363970	0		-8184	0	Bearish	Bullish	22.60	0.98	21,733.35	11:59:17	880503	0		1162429	20		281926	20	Bullish	Bullish	80.77		1.32	48,317.95	
12:00:19	372154	0		363970	0		-8184	0	Bearish	Bullish	22.79	0.98	21,733.25	12:00:19	880506	3		1162429	0		281923	-3	Bullish	Bullish	84.71		1.32	48,325.30	
12:01:18	373166	1012		364433	463		-8733	-549	Bearish	Bullish	22.78	0.98	21,731.90	12:01:18	886135	5629		1169672	7243		283537	1614	Bullish	Bullish	79.33		1.32	48,322.90	
12:02:16	373166	0		364433	0		-8733	0	Bearish	Bearish	17.11	0.98	21,728.40	12:02:16	886146	11		1170249	577		284103	566	Bullish	Bearish	67.98				

Nifty ATM	Nifty Spot	Nifty Pre C	Nifty Open	Nifty High	Nifty Low	India VIX	Current Expiry	Exp High	21,894.70	60.35	Not Break	Resistanc	22000	BN ATM	BN Spot	BN Pre CL	BN Open	BN High	BN Low	India VIX	Monday	Exp High	48,573.80	123.80	Not Break	Resistanc	48500		
21750	21,741.90	21731.4	21,727.75	21,834.35	21,680.85	14.68	2024-01-04	Exp Low	21,560.80	120.05	Not Break	Support	21700	48200	48,234.30	48,292.25	48,203.45	48,450.00	48,044.15	14.68	Monday	Exp Low	47,833.10	211.05	Not Break	Support	48000		
Time	Call COI (Bearish ▼)	Call COI (+▲-▼)	Short Covering	Put COI (Bullish ▲)	Put COI (+▲-▼)	Long UW	NET Oi	+▲-▼	Net Oi Signal	Price Action Signal	VWAP Diff	Strike	Nifty PCR	Nifty LTP	Time	Call COI (Bearish ▼)	Call COI (+▲-▼)	Short Covering	Put COI (Bullish ▲)	Put COI (+▲-▼)	Long Unwinding	NET Oi	+▲-▼	Net Oi Signal	Price Action Signal	VWAP Diff	Strike	BN PCR	BN LTP
12:20:17	349912	0	0	409365	0		59453	0	Bullish	Bullish	30.23	1.17	21,729.15	12:20:17	837249	1151	0	1224285	0		387036	-1151	Bullish	Bullish	77.33	1.46	48,314.50		
12:21:18	349912	0	0	409365	0		59453	0	Bullish	Bullish	23.58	1.17	21,728.15	12:21:18	837249	0	0	1224285	0		387036	0	Bullish	Bullish	62.70	1.46	48,315.60		
12:22:17	348934	-978	0	405518	-3847	Long UW	56584	-2869	Bullish	Bullish	19.53	1.16	21,725.55	12:22:17	848089	10840	0	1218135	-6150	Long UW	370046	-16990	Bullish	Bullish	55.27	1.44	48,307.30		
12:23:18	348934	0	0	405518	0		56584	0	Bullish	Bearish	21.73	1.16	21,723.40	12:23:18	848090	1	59.11	1218135	0		370045	-1	Bullish	Bearish	59.11	1.44	48,302.80		
12:24:18	348934	0	0	405518	0		56584	0	Bullish	Bearish	17.56	1.16	21,720.10	12:24:18	848090	0	0	1218135	0		370045	0	Bullish	Bearish	61.02	1.44	48,299.80		
12:25:18	354052	5118	0	400031	-5487	Long UW	45979	-10605	Bullish	Bearish	13.71	1.13	21,721.15	12:25:18	861187	13097	0	1224540	6405		363353	-6692	Bullish	Bearish	60.50	1.42	48,300.75		
12:26:18	354052	0	0	400031	0		45979	0	Bullish	Bearish	13.39	1.13	21,722.05	12:26:18	861186	-1	0	1224540	0		363354	1	Bullish	Bearish	50.61	1.42	48,306.50		
12:27:17	354052	0	0	400031	0		45979	0	Bullish	Bearish	11.56	1.13	21,718.65	12:27:17	861186	0	0	1224540	0		363354	0	Bullish	Bearish	50.41	1.42	48,302.80		
12:28:17	365739	11687	0	400031	0		34292	-11687	Bullish	Bearish	12.50	1.09	21,721.40	12:28:17	876928	15742	0	1220949	-3591	Long UW	344021	-19333	Bullish	Bearish	56.37	1.39	48,303.25		
12:29:18	365739	0	0	391444	-8587	Long UW	25705	-8587	Bullish	Bearish	13.23	1.07	21,721.15	12:29:18	876951	23	0	1220949	0		343998	-23	Bullish	Bearish	57.30	1.39	48,301.90		
12:30:20	365739	0	0	391444	0		25705	0	Bullish	Bearish	10.75	1.07	21,720.25	12:30:20	876951	0	0	1220949	0		343998	0	Bullish	Bearish	34.31	1.39	48,298.55		
12:31:18	371418	5679	0	383112	-8332	Long UW	11694	-14011	Bullish	Bearish	10.64	1.03	21,716.75	12:31:18	879603	2652	0	1215330	-5619	Long UW	335727	-8271	Bullish	Bearish	42.43	1.38	48,293.80		
12:32:17	371418	0	0	383112	0		11694	0	Bullish	Bearish	4.52	1.03	21,713.45	12:32:17	879593	-10	0	1215259	-71		335666	-61	Bullish	Bearish	46.62	1.38	48,281.40		
12:33:17	371418	0	0	383112	0		11694	0	Bullish	Bearish	6.86	1.03	21,716.60	12:33:17	879593	0	0	1215259	0		335666	0	Bullish	Bearish	52.78	1.38	48,293.45		
12:34:18	381799	10381	0	380154	-2958	Long UW	-1645	-13339	Bearish	Bearish	13.55	1	21,720.45	12:34:18	879593	0	0	1222102	6843		342509	6843	Bullish	Bearish	48.43	1.39	48,298.15		
12:35:19	381799	0	0	380154	0		-1645	0	Bearish	Bearish	15.42	1	21,723.55	12:35:19	878356	-1237	Short C	1222102	0		343746	1237	Bullish	Bullish	56.99	1.39	48,310.45		
12:36:18	381799	0	0	380154	0		-1645	0	Bearish	Bullish	17.71	1	21,724.65	12:36:18	878356	0	0	1222102	0		343746	0	Bullish	Bullish	79.18	1.39	48,311.05		
12:37:17	389881	8082	0	373040	-7114	Long UW	-16841	-15196	Bearish	Bullish	14.24	0.96	21,726.85	12:37:17	881148	2792	0	1209527	-12575	Long UW	328379	-15367	Bullish	Bullish	71.78	1.37	48,309.70		
12:38:18	389881	0	0	373040	0		-16841	0	Bearish	Bullish	16.33	0.96	21,727.70	12:38:18	881148	0	0	1209527	0		328379	0	Bullish	Bullish	71.35	1.37	48,304.20		
12:39:17	389881	0	0	373040	0		-16841	0	Bearish	Bullish	14.31	0.96	21,724.40	12:39:17	881148	0	0	1209527	0		328379	0	Bullish	Bearish	57.55	1.37	48,300.80		
12:40:17	392465	2584	0	373945	905		-18520	-1679	Bearish	Bullish	16.13	0.95	21,731.90	12:40:17	881278	130	0	1213826	4299		332548	4169	Bullish	Bullish	67.48	1.38	48,315.60		
12:41:18	392465	0	0	373945	0		-18520	0	Bearish	Bullish	20.98	0.95	21,731.50	12:41:18	881263	-15	0	1213826	0		332563	15	Bullish	Bullish	71.19	1.38	48,313.25		
12:42:18	392465	0	0	373945	0		-18520	0	Bearish	Bullish	20.59	0.95	21,732.20	12:42:18	881263	0	0	1213826	0		332563	0	Bullish	Bullish	62.88	1.38	48,303.55		
12:43:18	394678	2213	0	374357	412		-20321	-1801	Bearish	Bullish	18.11	0.95	21,731.20	12:43:18	881968	-705	0	1223766	9940		341798	9235	Bullish	Bullish	64.07	1.39	48,301.05		
12:44:18	394678	0	0	374357	0		-20321	0	Bearish	Bullish	19.72	0.95	21,732.30	12:44:18	881966	702	0	1223766	0		341800	2	Bullish	Bullish	62.87	1.39	48,304.65		
12:45:18	394678	0	0	374357	0		-20321	0	Bearish	Bullish	15.60	0.95	21,731.55	12:45:18	881966	0	0	1223766	0		341800	0	Bullish	Bullish	60.86	1.39	48,300.50		
12:46:18	396662	1984	0	374999	642		-21663	-1342	Bearish	Bullish	21.84	0.95	21,732.95	12:46:18	884933	2967	0	1223766	0		338833	-2967	Bullish	Bullish	61.93	1.38	48,300.80		
12:47:17	396662	0	0	375005	6		-21657	6	Bearish	Bullish	22.49	0.95	21,740.85	12:47:17	884933	0	0	1234850	11084		349917	11084	Bullish	Bullish	78.38	1.4	48,317.50		
12:48:18	396662	0	0	375005	0		-21657	0	Bearish	Bullish	26.80	0.95	21,741.20	12:48:18	884933	0	0	1234850	0		349917	0	Bullish	Bullish	78.02	1.4	48,314.35		
12:49:18	389731	-6931	Short C	375229	224		-14502	7155	Bearish	Bullish	24.82	0.96	21,744.65	12:49:18	878689	-6244	Short C	1234850	0		350161	6244	Bullish	Bullish	72.15	1.41	48,317.80		
12:50:17	389731	0	0	375229	0		-14502	0	Bearish	Bullish	31.25	0.96	21,747.40	12:50:17	878656	-33	0	1240266	5416		361610	5449	Bullish	Bearish	79.98	1.41	48,307.65		
12:51:18	389731	0	0	375229	0		-14502	0	Bearish	Bullish	29.40	0.96	21,749.85	12:51:18	878656	0	0	1240266	0		361610	0	Bullish	Bullish	75.96	1.41	48,320.20		
12:52:18	384257	-5474	Short C	385709	10480		1452	19594	Bullish	Bullish	32.90	1	21,746.65	12:52:18	887519	8863	0	1248670	8404		361151	-459	Bullish	Bullish	75.00	1.41	48,313.35		
12:53:18	384257	0	0	385709	0		1452	0	Bullish	Bullish	30.86	1	21,743.30	12:53:18	887519	0	0	1248670	0		361151	0	Bullish	Bearish	74.84	1.41	48,306.25		
12:54:17	384257	0	0	385709	0		1452	0	Bullish	Bullish	25.23	1	21,743.45	12:54:17	887519	0	0	1248670	0		361151	0	Bullish	Bearish	71.46	1.41	48,301.15		
12:55:18	384257	0	0	396092	10383		11835	10383	Bullish	Bullish	30.79	1.03	21,746.70	12:55:18	891319	3800	0	1255416	6746		364097	2946	Bullish	Bullish	71.27	1.41	48,317.80		
12:56:18	379159	-5098	Short C	396157	65		16998	5163	Bullish	Bullish	33.20	1.04	21,744.55	12:56:18	891318	-1	0	1255416	0		364098	1	Bullish	Bullish	75.07	1.41	48,317.95		
12:57:17	379159	0	0	396157	0		16998	0	Bullish	Bullish	31.65	1.04	21,744.80	12:57:17	891318	0	0	1255416	0		364098	0	Bullish	Bullish	77.77	1.41	48,320.10		
12:58:17	372563	-6596	Short C	410695	14538		38132	21134	Bullish	Bullish	33.48	1.1	21,744.60	12:58:17	889502	-1816	Short C	1255416	0		365914	1816	Bullish	Bullish	82.01	1.41	48,318.70		
12:59:18	372563	0	0	410695	0		38132	0	Bullish	Bullish	29.14	1.1	21,742.90	12:59:18	888197	-1305	Short C	1265032	9616		376835	10921	Bullish	Bullish	77.85	1.42	48,310.85		
13:00:18	372563	0	0	410695																									

Nifty ATM	Nifty Spot	Nifty Pre C	Nifty Open	Nifty High	Nifty Low	India VIX	Current Expiry	Exp High	21,894.70	60.35	Not Break	Resistanc	22000	BN ATM	BN Spot	BN Pre CL	BN Open	BN High	BN Low	India VIX	Monday	Exp High	48,573.80	123.80	Not Break	Resistanc	48500		
21750	21,741.90	21731.4	21,727.75	21,834.35	21,680.85	14.68	2024-01-04	Exp Low	21,560.80	120.05	Not Break	Support	21700	48200	48,234.30	48,292.25	48,203.45	48,450.00	48,044.15	14.68	Monday	Exp Low	47,833.10	211.05	Not Break	Support	48000		
Time	Call COI (Bearish ▼)	Call COI (+▲-▼)	Short Covering	Put COI (Bullish ▲)	Put COI (+▲-▼)	Long UW	NET Oi	+▲-▼	Net Oi Signal	Price Action Signal	VWAP Diff	Strike	Nifty PCR	Nifty LTP	Time	Call COI (Bearish ▼)	Call COI (+▲-▼)	Short Covering	Put COI (Bullish ▲)	Put COI (+▲-▼)	Long Unwinding	NET Oi	+▲-▼	Net Oi Signal	Price Action Signal	VWAP Diff	Strike	BN PCR	BN LTP
13:22:18	374306	-1500	Short C	445015	4792		70709	6292	Bullish	Bearish	33.91	1.19	21,739.25	13:22:18	939995	14085		1270584	4208		331489	-9877	Bullish	Bearish	44.13	1.35	48,299.95		
13:23:15	374306	0		445015	4792		70709	0	Bullish	Bullish	31.64	1.19	21,743.15	13:23:15	939153	58		1270561	-23		331408	-81	Bullish	Bearish	49.81	1.35	48,301.50		
13:24:17	374306	0		445015	0		70709	0	Bullish	Bullish	37.76	1.19	21,741.90	13:24:17	939167	14		1270561	0		331394	-14	Bullish	Bearish	49.81	1.35	48,300.85		
13:25:19	375655	1349		449547	4532		73892	3183	Bullish	Bullish	31.97	1.2	21,739.15	13:25:19	932199	-6968	Short C	1275407	4846		343208	11814	Bullish	Bearish	52.09	1.37	48,305.40		
13:26:17	375670	15		449547	0		73877	-15	Bullish	Bullish	31.76	1.2	21,740.20	13:26:17	932199	0		1275407	0		343208	0	Bullish	Bearish	59.50	1.37	48,298.10		
13:27:18	375670	0		449547	0		73877	0	Bullish	Bullish	35.55	1.2	21,742.10	13:27:18	932195	-4		1275407	0		343212	4	Bullish	Bearish	65.16	1.37	48,302.90		
13:28:18	375670	0		453068	3521		77398	3521	Bullish	Bullish	37.60	1.21	21,743.10	13:28:18	925667	-6528	Short C	1273678	-1729	Long UW	348011	4799	Bullish	Bearish	65.50	1.38	48,296.25		
13:29:17	379089	3419		453048	-20		73959	-3439	Bullish	Bullish	34.85	1.2	21,743.60	13:29:17	925668	1		1273678	0		348010	-1	Bullish	Bearish	61.34	1.38	48,306.30		
13:30:18	379089	0		453048	0		73959	0	Bullish	Bullish	40.39	1.2	21,745.85	13:30:18	925657	-11		1273678	0		348021	11	Bullish	Bullish	80.72	1.38	48,306.55		
13:31:17	378294	-795		456628	3580		78334	4375	Bullish	Bullish	39.68	1.21	21,754.25	13:31:17	923172	-2485	Short C	1276829	3151		353657	5636	Bullish	Bullish	76.22	1.38	48,311.80		
13:32:17	378294	0		456628	0		78334	0	Bullish	Bullish	34.82	1.21	21,747.45	13:32:17	923172	0		1276829	0		353657	0	Bullish	Bullish	67.80	1.38	48,307.55		
13:33:17	378294	0		456628	0		78334	0	Bullish	Bullish	32.36	1.21	21,752.20	13:33:17	923172	0		1276829	0		353657	0	Bullish	Bullish	62.30	1.38	48,311.65		
13:34:18	384366	6072		448680	-7948	Long UW	64314	-14020	Bullish	Bullish	36.79	1.17	21,752.25	13:34:18	923172	0		1276829	0		353657	0	Bullish	Bullish	71.78	1.38	48,307.75		
13:35:18	384366	0		448680	0		64314	0	Bullish	Bullish	36.11	1.17	21,751.40	13:35:18	926850	3678		1283709	6880		356859	3202	Bullish	Bullish	75.53	1.39	48,310.65		
13:36:18	384366	0		448680	0		64314	0	Bullish	Bullish	33.13	1.17	21,750.00	13:36:18	926861	11		1283709	0		356848	-11	Bullish	Bullish	70.64	1.39	48,314.70		
13:37:18	385034	668		451448	2768		66414	2100	Bullish	Bullish	32.25	1.17	21,747.15	13:37:18	913641	-13220	Short C	1293167	9458		379526	22678	Bullish	Bullish	80.62	1.42	48,315.75		
13:38:19	385034	0		451448	0		66414	0	Bullish	Bullish	32.26	1.17	21,746.30	13:38:19	913641	0		1293167	0		379526	0	Bullish	Bullish	86.57	1.42	48,317.00		
13:39:17	385034	0		451448	0		66414	0	Bullish	Bullish	32.38	1.17	21,748.45	13:39:17	913641	0		1293167	0		379526	0	Bullish	Bullish	87.46	1.42	48,330.85		
13:40:18	385034	0		449566	-1882	Long UW	64532	-1882	Bullish	Bullish	34.14	1.17	21,748.55	13:40:18	882132	-31509	Short C	1294312	1145		412180	32654	Bullish	Bullish	105.98	1.47	48,329.00		
13:41:17	385755	721		449566	0		63811	-721	Bullish	Bullish	32.15	1.17	21,749.00	13:41:17	882132	0		1294312	0		412180	0	Bullish	Bullish	65.59	1.47	48,305.05		
13:42:18	385755	0		449566	0		63811	0	Bullish	Bullish	32.84	1.17	21,750.00	13:42:18	882132	0		1294312	0		412180	0	Bullish	Bullish	75.54	1.47	48,308.20		
13:43:16	385755	0		449025	-541		63270	-541	Bullish	Bullish	31.01	1.16	21,749.30	13:43:16	878385	-3747	Short C	1294312	0		415927	3747	Bullish	Bullish	79.39	1.47	48,315.10		
13:44:18	390723	4968		449025	0		58302	-4968	Bullish	Bearish	31.71	1.15	21,745.20	13:44:18	878385	0		1292654	-1658	Long UW	414269	-1658	Bullish	Bullish	82.88	1.47	48,319.05		
13:45:16	390723	0		449025	0		58302	0	Bullish	Bearish	28.79	1.15	21,743.05	13:45:16	878381	-4		1292654	0		414273	4	Bullish	Bullish	86.15	1.47	48,309.20		
13:46:18	390782	59		449025	0		58243	-59	Bullish	Bearish	25.53	1.15	21,745.60	13:46:18	879928	1547		1293104	450		413176	-1097	Bullish	Bearish	73.97	1.47	48,308.15		
13:47:18	390782	0		444503	-4522	Long UW	53721	-4522	Bullish	Bearish	31.66	1.14	21,747.75	13:47:18	879928	0		1293104	0		413176	0	Bullish	Bullish	74.94	1.47	48,310.00		
13:48:18	390782	0		444503	0		53721	0	Bullish	Bearish	33.58	1.14	21,749.40	13:48:18	879943	15		1293104	0		413161	-15	Bullish	Bearish	79.56	1.47	48,305.25		
13:49:17	388545	-2237	Short C	448536	4033		59991	6270	Bullish	Bullish	36.82	1.15	21,754.10	13:49:17	879386	-557		1299024	5920		419638	6477	Bullish	Bearish	86.06	1.48	48,312.75		
13:50:19	388573	28		448536	0		59963	-28	Bullish	Bullish	38.15	1.15	21,754.25	13:50:19	879386	0		1299024	0		419638	0	Bullish	Bullish	86.85	1.48	48,316.20		
13:51:17	388573	0		448536	0		59963	0	Bullish	Bullish	40.39	1.15	21,761.15	13:51:17	879386	0		1299024	0		419638	0	Bullish	Bullish	92.11	1.48	48,325.75		
13:52:18	388573	0		458430	9894		69857	9894	Bullish	Bullish	44.81	1.18	21,758.50	13:52:18	879386	0		1299024	0		419638	0	Bullish	Bearish	93.45	1.48	48,313.25		
13:53:18	384909	-3664	Short C	458430	0		73521	3664	Bullish	Bullish	40.59	1.19	21,754.30	13:53:18	883768	4382		1297029	-1995	Long UW	413261	-6377	Bullish	Bearish	78.11	1.47	48,309.00		
13:54:18	384909	0		458430	0		73521	0	Bullish	Bullish	37.96	1.19	21,751.90	13:54:18	883755	-13		1297029	0		413274	13	Bullish	Bullish	73.48	1.47	48,306.45		
13:55:18	382551	-2358	Short C	458430	0		75979	2358	Bullish	Bullish	38.91	1.2	21,753.65	13:55:18	883755	0		1291003	-6026	Long UW	407248	-6026	Bullish	Bearish	67.75	1.46	48,303.20		
13:56:17	382551	0		464742	6312		82191	6312	Bullish	Bullish	39.90	1.21	21,753.05	13:56:17	899478	15723		1291003	0		391525	-15723	Bullish	Bearish	69.86	1.44	48,305.95		
13:57:18	382551	0		464742	0		82191	0	Bullish	Bullish	37.86	1.21	21,753.20	13:57:18	899478	0		1291003	0		391525	0	Bullish	Bearish	63.66	1.44	48,305.40		
13:58:18	378847	-3704	Short C	464742	0		85895	3704	Bullish	Bullish	43.27	1.23	21,761.65	13:58:18	910230	10752		1292250	1247		383020	-9505	Bullish	Bullish	72.87	1.42	48,316.10		
13:59:18	378847	0		475832	11090		96985	11090	Bullish	Bullish	55.83	1.26	21,767.65	13:59:18	910228	-2		1292250	0		382022	2	Bullish	Bullish	84.78	1.42	48,332.25		
14:00:17	378847	0		475832	0		96985	0	Bullish	Bullish	61.92	1.26	21,766.80	14:00:17	910228	0		1292250	0		382022	0	Bullish	Bullish	95.56	1.42	48,330.20		
14:01:18	332422	-46425	Short C	493974	18142		161552	64567	Bullish	Bullish	56.66	1.49	21,766.70	14:01:18	913541	3313		1292250	0		378709	-3313	Bullish	Bullish	88.97	1.41	48,325.80		
14:02:19	332422	0		493974	0		161552	0	Bullish	Bullish	61.61	1.49	21,769.85	14:02:19	913542</														

Nifty ATM	Nifty Spot	Nifty Pre C	Nifty Open	Nifty High	Nifty Low	India VIX	Current Expiry	Exp High	21,894.70	60.35	Not Break	Resistanc	22000	BN ATM	BN Spot	BN Pre CL	BN Open	BN High	BN Low	India VIX	Monday	Exp High	48,573.80	123.80	Not Break	Resistanc	48500		
21750	21,741.90	21731.4	21,727.75	21,834.35	21,680.85	14.68	2024-01-04	Exp Low	21,560.80	120.05	Not Break	Support	21700	48200	48,234.30	48,292.25	48,203.45	48,450.00	48,044.15	14.68	Monday	Exp Low	47,833.10	211.05	Not Break	Support	48000		
Time	Call COI (Bearish ▼)	Call COI (+▲-▼)	Short Covering	Put COI (Bullish ▲)	Put COI (+▲-▼)	Long UW	NET Oi	+▲-▼	Net Oi Signal	Price Action Signal	VPW Diff	Strike	Nifty PCR	Nifty LTP	Time	Call COI (Bearish ▼)	Call COI (+▲-▼)	Short Covering	Put COI (Bullish ▲)	Put COI (+▲-▼)	Long Unwinding	NET Oi	+▲-▼	Net Oi Signal	Price Action Signal	VPW Diff	Strike	BN PCR	BN LTP
14:24:18	246673			616787	0		370114	0	Bullish	Bullish	77.74		2.5	21,788.65	14:24:18	730042	-17		1309721	0		579679	17	Bullish	Bullish	173.82		1.79	48,395.90
14:25:18	245148	-1525	Short C	624527	7740		379379	9265	Bullish	Bullish	79.50		2.55	21,794.95	14:25:18	687637	-42405	Short C	1309721	0		622084	42405	Bullish	Bullish	200.72		1.9	48,429.15
14:26:18	245148	0		624527	0		379379	0	Bullish	Bullish	79.37		2.55	21,793.00	14:26:18	687608	-29		1330688	20967		643080	20966	Bullish	Bullish	202.85		1.94	48,431.40
14:27:15	245148	0		624527	0		379379	0	Bullish	Bullish	79.76		2.55	21,792.40	14:27:15	687603	-5		1330688	0		643085	5	Bullish	Bullish	195.97		1.94	48,429.45
14:28:18	245148	0		624527	0		379379	0	Bullish	Bearish	77.00		2.55	21,790.35	14:28:18	687603	0		1365717	35029		678114	35029	Bullish	Bullish	192.33		1.99	48,419.40
14:29:18	249718	4570		619414	-5113	Long UW	369696	-9683	Bullish	Bearish	73.17		2.48	21,789.15	14:29:18	682647	-4956	Short C	1365717	0		683070	4956	Bullish	Bullish	174.58		2	48,405.55
14:30:18	249718	0		619414	0		369696	0	Bullish	Bearish	78.30		2.48	21,791.40	14:30:18	682645	-2		1365717	0		683072	2	Bullish	Bullish	183.49		2	48,408.45
14:31:18	249718	0		623081	3667		373363	3667	Bullish	Bullish	79.87		2.5	21,795.20	14:31:18	681145	-1500	Short C	1379071	13354		697926	14854	Bullish	Bullish	181.47		2.02	48,409.05
14:32:18	242243	-7475	Short C	623081	0		380838	7475	Bullish	Bullish	82.20		2.57	21,796.85	14:32:18	681133	-12		1379071	0		697938	12	Bullish	Bullish	199.55		2.02	48,408.55
14:33:18	242243	0		623081	0		380838	0	Bullish	Bullish	77.15		2.57	21,793.70	14:33:18	681132	-1		1379071	0		697939	1	Bullish	Bullish	170.58		2.02	48,399.75
14:34:18	251453	9210		623779	698		372326	-8512	Bullish	Bearish	75.32		2.48	21,792.75	14:34:18	681132	0		1383282	4211		702150	4211	Bullish	Bullish	173.00		2.03	48,400.80
14:35:18	251453	0		623779	0		372326	0	Bullish	Bearish	76.15		2.48	21,792.90	14:35:18	677994	-3138	Short C	1383282	0		705288	3138	Bullish	Bullish	163.18		2.04	48,398.65
14:36:19	251453	0		623779	0		372326	0	Bullish	Bullish	79.37		2.48	21,796.50	14:36:19	677994	0		1383282	0		705288	0	Bullish	Bullish	178.67		2.04	48,406.90
14:37:18	249207	-2246	Short C	623779	0		374572	2246	Bullish	Bullish	81.45		2.5	21,799.45	14:37:18	678003	9		1383282	0		705279	-9	Bullish	Bullish	179.80		2.04	48,412.80
14:38:18	249207	0		626518	2739		377311	2739	Bullish	Bullish	84.66		2.51	21,796.10	14:38:18	671233	-6770	Short C	1388288	5006		717055	11776	Bullish	Bearish	180.37		2.07	48,398.25
14:39:18	249207	0		626518	0		377311	0	Bullish	Bearish	79.80		2.51	21,788.95	14:39:18	671233	0		1388288	0		717055	0	Bullish	Bearish	159.50		2.07	48,381.30
14:40:18	249207	0		626518	0		377311	0	Bullish	Bearish	73.85		2.51	21,790.25	14:40:18	671233	0		1388288	0		717055	0	Bullish	Bearish	153.54		2.07	48,384.05
14:41:18	247276	-1931	Short C	630694	4176		383418	6107	Bullish	Bullish	69.62		2.55	21,794.60	14:41:18	671261	28		1379421	-8867	Long UW	708160	-8895	Bullish	Bearish	155.26		2.05	48,402.50
14:42:20	247276	0		630694	0		383418	0	Bullish	Bullish	77.02		2.55	21,790.50	14:42:20	671260	-1		1379421	0		708161	1	Bullish	Bearish	155.53		2.05	48,387.15
14:43:18	239021	-8255	Short C	631658	964		392637	9219	Bullish	Bullish	88.53		2.64	21,806.05	14:43:18	671260	0		1379421	0		708161	0	Bullish	Bullish	176.23		2.05	48,430.55
14:44:18	239021	0		631658	0		392637	0	Bullish	Bullish	104.15		2.64	21,807.20	14:44:18	669361	-1899	Short C	1365305	-14116	Long UW	695944	-12217	Bullish	Bullish	208.58		2.04	48,436.05
14:45:20	239021	0		631658	0		392637	0	Bullish	Bullish	111.67		2.64	21,813.75	14:45:20	669361	0		1365305	0		695944	0	Bullish	Bullish	205.29		2.04	48,439.80
14:46:21	202238	-36783	Short C	633325	1667		431087	38450	Bullish	Bullish	110.88		3.13	21,814.50	14:46:21	622981	-46380	Short C	1361365	-3940	Long UW	738384	42440	Bullish	Bullish	192.84		2.19	48,421.45
14:47:18	202238	0		633325	0		431087	0	Bullish	Bullish	107.54		3.13	21,817.95	14:47:18	622981	0		1361365	0		738384	0	Bullish	Bullish	180.71		2.19	48,423.20
14:48:18	202238	0		633325	0		431087	0	Bullish	Bullish	104.49		3.13	21,817.30	14:48:18	622981	0		1361365	0		738384	0	Bullish	Bullish	168.46		2.19	48,422.75
14:49:18	202238	0		633325	0		431087	0	Bullish	Bullish	103.98		3.13	21,816.50	14:49:18	621206	-1775	Short C	1361365	0		740159	1775	Bullish	Bullish	168.23		2.19	48,410.75
14:50:18	190101	-12137	Short C	643719	10394		453618	22531	Bullish	Bullish	105.24		3.39	21,822.10	14:50:18	621250	44		1348847	-12518	Long UW	727597	-12562	Bullish	Bullish	171.97		2.17	48,420.95
14:51:18	190101	0		643719	0		453618	0	Bullish	Bullish	120.93		3.39	21,828.90	14:51:18	621248	-2		1348847	0		727599	2	Bullish	Bullish	188.56		2.17	48,416.90
14:52:18	177940	-12161	Short C	657921	14202		479981	26363	Bullish	Bullish	126.14		3.7	21,828.30	14:52:18	621248	0		1332672	-16175	Long UW	711424	-16175	Bullish	Bullish	179.38		2.15	48,408.85
14:53:17	177940	0		657921	0		479981	0	Bullish	Bullish	118.27		3.7	21,824.35	14:53:17	611213	-10035	Short C	1332672	0		721459	10035	Bullish	Bullish	169.62		2.18	48,405.15
14:54:17	177940	0		657921	0		479981	0	Bullish	Bullish	110.62		3.7	21,821.60	14:54:17	611213	0		1332672	0		721459	0	Bullish	Bullish	169.04		2.18	48,403.80
14:55:18	177366	-574		666242	8321		488876	8895	Bullish	Bullish	107.82		3.76	21,822.70	14:55:18	617859	6646		1312355	-20317	Long UW	694496	-26963	Bullish	Bullish	159.24		2.12	48,401.90
14:56:18	177317	-49		666242	0		488825	49	Bullish	Bullish	106.80		3.76	21,822.10	14:56:18	617858	-1		1312355	0		694497	1	Bullish	Bearish	157.02		2.12	48,402.30
14:57:17	177317	0		666242	0		488825	0	Bullish	Bullish	107.97		3.76	21,821.45	14:57:17	617858	0		1312355	0		694497	0	Bullish	Bearish	157.59		2.12	48,407.55
14:58:18	177317	0		666242	0		488825	0	Bullish	Bullish	105.95		3.76	21,820.70	14:58:18	621301	3443		1312355	0		691054	-3443	Bullish	Bearish	155.82		2.11	48,409.05
14:59:18	181423	4106		671413	5171		489990	1065	Bullish	Bullish	102.18		3.7	21,823.95	14:59:18	616106	-5195	Short C	1293201	-19154	Long UW	677095	-13959	Bullish	Bearish	150.94		2.1	48,407.75
15:00:17	181423	0		671413	0		489990	0	Bullish	Bullish	105.18		3.7	21,822.50	15:00:17	616105	-1		1293201	0		677096	1	Bullish	Bearish	155.61		2.1	48,406.05
15:01:19	182753	1330		671413	0		488660	-1330	Bullish	Bullish	107.95		3.67	21,827.70	15:01:19	616105	0		1293201	0		677096	0	Bullish	Bearish	158.80		2.1	48,407.20
15:02:17	182753	0		671724	311		488971	311	Bullish	Bullish	113.23		3.68	21,818.35	15:02:17	610003	-6102	Short C	1282616	-10585	Long UW	672613	-4483						

Nifty ATM	Nifty Spot	Nifty Pre C	Nifty Open	Nifty High	Nifty Low	India VIX	Current Expiry	Exp High	21,894.70	60.35	Not Break	Resistanc	22000	BN ATM	BN Spot	BN Pre CL	BN Open	BN High	BN Low	India VIX	Monday		Exp High	48,573.80	123.80	Not Break	Resistanc	48500	
21750	21,741.90	21731.4	21,727.75	21,834.35	21,680.85	14.68	2024-01-04	Exp Low	21,660.80	120.05	Not Break	Support	21700	48200	48,234.30	48,292.25	48,203.45	48,450.00	48,044.15	14.68			Exp Low	47,833.10	211.05	Not Break	Support	48000	
Time	Call COI (Bearish ▼)	Call COI (+▲-▼)	Short Covering	Put COI (Bullish ▲)	Put COI (+▲-▼)	Long UW	NET Oi	+▲-▼	Net Oi Signal	Price Action Signal	VWAP Diff	Strike	Nifty PCR	Nifty LTP	Time	Call COI (Bearish ▼)	Call COI (+▲-▼)	Short Covering	Put COI (Bullish ▲)	Put COI (+▲-▼)	Long Unwinding	NET Oi	+▲-▼	Net Oi Signal	Price Action Signal	VWAP Diff	Strike	BN PCR	BN LTP
15:26:21	225106	4956		405633	-73942	Long UW	180527	-78898	Bullish	Bearish	-61.70		1.8	21,687.25	15:26:21	597098	-20649	Short C	662574	-130593	Long UW	65476	-109944	Bullish	Bearish	-214.97		1.11	48,065.35
15:27:20	225106	0		405633	0		180527	0	Bullish	Bearish	-65.13		1.8	21,687.80	15:27:20	597098	0		662574	0		65476	0	Bullish	Bearish	-209.04		1.11	48,068.10
15:28:17	225106	0		370344	-35289	Long UW	145238	-35289	Bullish	Bearish	-65.99		1.65	21,686.25	15:28:17	597098	0		662574	0		65476	0	Bullish	Bearish	-212.32		1.11	48,063.10
15:29:15	245970	20864		370344	0		124374	-20864	Bullish	Bearish	-70.29		1.51	21,686.20	15:29:15	592636	-4462	Short C	599767	-62807	Long UW	7131	-58345	Bullish	Bearish	-217.65		1.01	48,048.35
15:30:19	245970	0		370344	0		124374	0	Bullish	Bearish	-69.57		1.51	21,685.55	15:30:19	592636	0		599767	0		7131	0	Bullish	Bearish	-216.55		1.01	48,054.80
15:31:19	245970	0		370344	0		124374	0	Bullish	Bearish	-68.59		1.51	21,685.35	15:31:19	592636	0		599767	0		7131	0	Bullish	Bearish	-215.31		1.01	48,064.30

Nifty ATM	Nifty Spot	Nifty Pre CL	Nifty Open	Nifty High	Nifty Low	India VIX	Current Expiry	Exp High	21,894.70	60.35	Not Break	Resistanc	22000	BN ATM	BN Spot	BN Pre CL	BN Open	BN High	BN Low	India VIX	Monday	Observer	Exp High	48,573.80	123.80	Not Break	Resistanc	48500	
21750	21,741.90	21731.4	21,727.75	21,834.35	21,680.85	14.68	2024-01-04	Exp Low	21,560.80	120.05	Not Break	Support	21700	48200	48,234.30	48,292.25	48,203.45	48,450.00	48,044.15	14.68			Exp Low	47,833.10	211.05	Not Break	Support	48000	
Time	Call COI (Bearish ▼)	Call COI (+▲-▼)	Short Covering	Put COI (Bullish ▲)	Put COI (+▲-▼)	Long UW	NET Oi	+▲-▼	Net Oi Signal	Price Action Signal	VWAP Diff	Strike	Nifty PCR	Nifty LTP	Time	Call COI (Bearish ▼)	Call COI (+▲-▼)	Short Covering	Put COI (Bullish ▲)	Put COI (+▲-▼)	Long Unwinding	NET Oi	+▲-▼	Net Oi Signal	Price Action Signal	VWAP Diff	Strike	BN PCR	BN LTP
09:15:17	131614	0	0	99666	0		-31948	0	Bearish	Wait	-25.64	21750	0.76	21,727.75	09:15:17	375062	0	0	194717	0		-180345	0	Bearish	Wait	-12.94	48200	0.52	48,203.45
09:16:17	89092	-42522	Short C	86906	-12760	Long UW	-2186	29762	Bearish	Wait	8.94	21700	0.98	21,706.10	09:16:17	224371	-150691	Short C	167434	-27283	Long UW	-56937	123408	Bearish	Wait	-58.52	48200	0.75	48,167.90
09:17:16	89092	0	0	86289	-617		-2803	-617	Bearish	Wait	0.44	21700	0.97	21,707.95	09:17:16	218871	-5500	Short C	142482	-24952	Long UW	-76389	-19452	Bearish	Wait	-11.27	48200	0.65	48,163.25
09:18:17	89092	0	0	86289	0		-2803	0	Bearish	Wait	-5.50	21700	0.97	21,703.30	09:18:17	218871	0	0	142482	0		-76389	0	Bearish	Wait	-14.34	48200	0.65	48,155.50
09:18:29	89092	0	0	86289	0		-2803	0	Bearish	Wait	-5.50	21700	0.97	21,703.30	09:18:29	218871	0	0	142482	0		-76389	0	Bearish	Wait	-14.34	48200	0.65	48,155.50
09:19:19	130014	40922	0	122263	35974		-7751	-4948	Bearish	Wait	-2.20	21700	0.94	21,704.10	09:19:19	314770	95899	0	267307	124825		-47463	28926	Bearish	Wait	-58.52	48200	0.85	48,159.15
09:20:15	130014	0	0	122263	0		-7751	0	Bearish	Wait	-7.31	21700	0.94	21,705.15	09:20:15	314770	0	0	267307	0		-47463	0	Bearish	Wait	-6.70	48200	0.85	48,176.30
09:21:17	130014	0	0	122263	0		-7751	0	Bearish	Wait	-12.04	21700	0.94	21,693.65	09:21:17	314770	0	0	267307	0		-47463	0	Bearish	Wait	-12.45	48200	0.85	48,155.85
09:22:16	176139	46125	0	140770	18507		-35369	-27618	Bearish	Wait	-10.62	21700	0.8	21,685.50	09:22:16	390963	76193	0	377787	110480		-13176	34287	Bearish	Wait	-11.94	48100	0.97	48,141.70
09:23:17	176139	0	0	140770	0		-35369	0	Bearish	Wait	0.44	21700	0.8	21,693.80	09:23:17	390963	0	0	377787	0		-13176	0	Bearish	Wait	6.12	48200	0.97	48,168.95
09:24:17	204458	28319	0	140770	0		-63688	-28319	Bearish	Wait	-2.22	21700	0.69	21,694.35	09:24:17	441431	50468	0	438408	60621		-3023	10153	Bearish	Wait	-0.50	48200	0.99	48,167.25
09:25:17	204458	0	0	164880	24110		-39578	24110	Bearish	Wait	-3.72	21700	0.81	21,696.15	09:25:17	441427	-4	0	438408	0		-3019	4	Bearish	Wait	-2.25	48200	0.99	48,178.95
09:26:17	204458	0	0	164880	0		-39578	0	Bearish	Wait	-0.83	21700	0.81	21,693.70	09:26:17	441427	0	0	438408	0		-3019	0	Bearish	Wait	16.88	48200	0.99	48,180.15
09:27:17	204458	0	0	164880	0		-39578	0	Bearish	Bearish	-2.37	21700	0.81	21,698.30	09:27:17	441427	0	0	491520	53112		50093	53112	Bullish	Bearish	32.92	48200	1.11	48,181.45
09:28:17	235667	31209	0	178697	13817		-56970	-17392	Bearish	Bearish	-5.50	21700	0.76	21,701.10	09:28:17	503173	61746	0	491520	0		-11653	-61746	Bullish	Bullish	22.01	48200	0.98	48,184.75
09:29:17	235667	0	0	178697	0		-56970	0	Bearish	Bearish	-0.07	21700	0.76	21,703.55	09:29:17	503173	0	0	491520	0		-11653	0	Bearish	Bullish	13.34	48200	0.98	48,189.05
09:30:17	235667	0	0	178614	-83		-57053	-83	Bearish	Bearish	-2.20	21700	0.76	21,700.60	09:30:17	503173	0	0	517024	25504		13851	25504	Bullish	Bullish	20.11	48200	1.03	48,190.10
09:31:17	259880	24213	0	178614	0		-81266	-24213	Bearish	Bearish	-2.22	21700	0.69	21,696.60	09:31:17	552120	48947	0	517024	0		-35096	-48947	Bearish	Bullish	7.76	48200	0.94	48,177.55
09:32:17	259880	0	0	178614	0		-81266	0	Bearish	Bearish	-3.97	21700	0.69	21,685.90	09:32:17	552121	1	0	517024	0		-35097	-1	Bearish	Bullish	-14.34	48200	0.94	48,181.85
09:33:16	259880	0	0	178614	0		-81266	0	Bearish	Bearish	-10.64	21700	0.69	21,688.70	09:33:16	552121	0	0	517024	0		-35097	0	Bearish	Bullish	-9.24	48200	0.94	48,181.25
09:34:17	286927	27047	0	188726	10112		-98201	-16935	Bearish	Bullish	-2.20	21700	0.66	21,699.55	09:34:17	619151	67030	0	554678	37654		-64473	-29376	Bearish	Bullish	-2.48	48200	0.9	48,187.95
09:35:17	286927	0	0	188726	0		-98201	0	Bearish	Bullish	8.71	21700	0.66	21,704.35	09:35:17	619151	0	0	554678	0		-64473	0	Bearish	Bullish	23.51	48200	0.9	48,226.05
09:36:17	305042	18115	0	188726	0		-116316	-18115	Bearish	Bullish	3.35	21700	0.62	21,708.60	09:36:17	619151	0	0	554678	0		-64473	0	Bearish	Bullish	40.88	48200	0.9	48,238.70
09:37:18	305042	0	0	201359	12633		-103683	12633	Bearish	Bullish	8.98	21700	0.66	21,711.65	09:37:18	650475	31324	0	591283	36605		-59192	5281	Bearish	Bullish	34.06	48200	0.91	48,237.85
09:38:16	305042	0	0	201359	0		-103683	0	Bearish	Bullish	7.16	21700	0.66	21,710.30	09:38:16	650475	0	0	591283	0		-59192	0	Bearish	Bullish	53.11	48200	0.91	48,254.60
09:39:17	305042	0	0	201359	0		-103683	0	Bearish	Bullish	5.34	21700	0.66	21,704.55	09:39:17	650475	0	0	591283	0		-59192	0	Bearish	Bullish	41.19	48200	0.91	48,240.10
09:40:19	314353	9311	0	205808	4449		-108545	-4862	Bearish	Bearish	-1.33	21700	0.65	21,696.65	09:40:19	669424	18949	0	608544	17261		-60880	-1688	Bearish	Bullish	23.12	48200	0.91	48,225.60
09:41:17	314353	0	0	205808	0		-108545	0	Bearish	Bearish	-11.00	21700	0.65	21,693.35	09:41:17	669424	0	0	608544	0		-60880	0	Bearish	Bullish	-3.22	48200	0.91	48,205.45
09:42:17	314353	0	0	202826	2478		-106067	2478	Bearish	Bearish	-8.22	21700	0.66	21,696.90	09:42:17	701983	32559	0	608544	0		-93439	-32559	Bearish	Bullish	-1.13	48200	0.87	48,209.80
09:43:17	321355	7002	0	202826	0		-113069	-7002	Bearish	Bearish	-7.73	21700	0.65	21,698.85	09:43:17	701973	-10	0	626734	18190		-75239	18200	Bearish	Bullish	-6.20	48200	0.89	48,215.10
09:44:17	321355	0	0	202826	0		-113069	0	Bearish	Bullish	-0.09	21700	0.65	21,701.80	09:44:17	701973	0	0	626733	39		-75200	39	Bearish	Bullish	0.59	48200	0.89	48,206.30
09:45:17	324507	3152	0	202826	0		-116221	-3152	Bearish	Bullish	-0.06	21700	0.64	21,707.60	09:45:17	727040	25067	0	640696	13923		-86344	-11144	Bearish	Bullish	1.76	48200	0.88	48,209.70
09:46:17	324507	0	0	212445	4159		-112062	4159	Bearish	Bullish	2.77	21700	0.65	21,709.50	09:46:17	727013	-27	0	640696	0		-86317	27	Bearish	Bullish	-6.80	48200	0.88	48,203.35
09:47:17	324507	0	0	212445	0		-112062	0	Bearish	Bullish	6.39	21700	0.65	21,707.55	09:47:17	727013	0	0	640696	0		-86317	0	Bearish	Bullish	-1.66	48200	0.88	48,188.05
09:48:17	324507	0	0	212445	0		-112062	0	Bearish	Bullish	16.11	21700	0.65	21,713.00	09:48:17	727013	0	0	640696	0		-86317	0	Bearish	Bearish	25.75	48200	0.88	48,202.70
09:49:17	321403	-3104	Short C	230119	17674		-91284	20778	Bearish	Bullish	13.13	21700	0.72	21,712.95	09:49:17	738348	11335	0	648879	8183		-89469	-3152	Bearish	Bearish	16.73	48200	0.88	48,213.20
09:50:17	321403	0	0	230119	0		-91284	0	Bearish	Bullish	19.57	21700	0.72	21,715.65	09:50:17	738348	0	0	648879	0		-89469	0	Bearish	Bearish	32.87	48200	0.88	48,212.95
09:51:18	321403	0	0	230119	0		-91284	0	Bearish	Bullish	23.34	21700	0.72	21,719.95	09:51:18	748316	99												

Nifty ATM	Nifty Spot	Nifty Pre O	Nifty Open	Nifty High	Nifty Low	India VIX	Current Expiry	Exp High	21,894.70	60.35	Not Break	Resistanc	22000	BN ATM	BN Spot	BN Pre CL	BN Open	BN High	BN Low	India VIX	Monday	Exp High	48,573.80	123.80	Not Break	Resistanc	48500		
21750	21,741.90	21731.4	21,727.75	21,834.35	21,680.85	14.68	2024-01-04	Exp Low	21,560.80	120.05	Not Break	Support	21700	48200	48,234.30	48,292.25	48,203.45	48,450.00	48,044.15	14.68	48500	Exp Low	47,833.10	211.05	Not Break	Support	48000		
Time	Call COI (Bearish ▼)	Call COI (+▲-▼)	Short Covering	Put COI (Bullish ▲)	Put COI (+▲-▼)	Long UW	NET Oi	+▲-▼	Net Oi Signal	Price Action Signal	VWAP Diff	Strike	Nifty PCR	Nifty LTP	Time	Call COI (Bearish ▼)	Call COI (+▲-▼)	Short Covering	Put COI (Bullish ▲)	Put COI (+▲-▼)	Long Unwinding	NET Oi	+▲-▼	Net Oi Signal	Price Action Signal	VWAP Diff	Strike	BN PCR	BN LTP
10:16:17	313600	11495		322382	-5828	Long UW	8782	-17323	Bullish	Bearish	4.05	21700	1.03	21,709.75	10:16:17	717596	13611		814109	8760		96513	-4851	Bullish	Bearish	59.09	48200	1.13	48,242.55
10:17:28	313600	0		322382	0		8782	0	Bullish	Bearish	10.45	21700	1.03	21,708.40	10:17:28	717596	0		814109	0		96513	0	Bullish	Bearish	61.41	48200	1.13	48,236.25
10:18:17	313600	0		312341	-10041	Long UW	-1259	-10041	Bearish	Bearish	3.09	21700	1	21,708.95	10:18:17	717596	0		814109	0		96513	0	Bullish	Bearish	46.93	48200	1.13	48,242.10
10:19:17	322375	8775		311003	-1338	Long UW	-1372	-10113	Bearish	Bearish	10.27	21700	0.96	21,714.90	10:19:17	730566	12970		815847	1738		85281	-11232	Bullish	Bearish	58.21	48300	1.12	48,252.45
10:20:23	322375	0		311003	0		-1372	0	Bearish	Bearish	12.21	21700	0.96	21,711.55	10:20:23	730565	-1		815847	0		85282	1	Bullish	Bearish	55.72	48200	1.12	48,246.60
10:21:16	322375	0		311003	0		-11372	0	Bearish	Bearish	8.52	21700	0.96	21,713.20	10:21:16	730565	0		815847	0		85282	0	Bullish	Bearish	49.67	48200	1.12	48,244.95
10:22:17	326672	4297		304719	-6284	Long UW	-2193	-10581	Bearish	Bearish	9.72	21700	0.93	21,712.85	10:22:17	750876	20311		820459	4612		69583	-15699	Bullish	Bearish	49.67	48200	1.09	48,245.80
10:23:16	326672	0		304719	0		-2193	0	Bearish	Bearish	-5.20	21700	0.93	21,701.35	10:23:16	750884	8		820459	0		69575	-8	Bullish	Bearish	31.87	48200	1.09	48,231.65
10:24:17	326672	0		304719	0		-2193	0	Bearish	Bearish	-7.05	21700	0.93	21,701.25	10:24:17	750885	1		820459	0		69574	-1	Bullish	Bearish	14.52	48200	1.09	48,232.25
10:25:16	340052	13380		298676	-6043	Long UW	-41376	-19423	Bearish	Bearish	-4.80	21700	0.88	21,700.80	10:25:16	759087	8202		803818	-16641	Long UW	44731	-24843	Bullish	Bearish	25.70	48200	1.06	48,229.95
10:26:17	340052	0		298676	0		-41376	0	Bearish	Bearish	-11.98	21700	0.88	21,699.60	10:26:17	759087	0		803818	0		44731	0	Bullish	Bearish	5.36	48200	1.06	48,240.70
10:27:17	340052	0		296086	-2590	Long UW	-43966	-2590	Bearish	Bearish	-6.02	21700	0.87	21,704.80	10:27:17	759087	0		803818	0		44731	0	Bullish	Bearish	36.85	48200	1.06	48,246.30
10:28:18	355587	15535		296086	0		-59501	-15535	Bearish	Bearish	3.52	21700	0.83	21,708.35	10:28:18	765924	6837		813554	9736		47630	2899	Bullish	Bearish	32.24	48200	1.06	48,246.30
10:29:17	355587	0		296086	0		-59501	0	Bearish	Bullish	2.00	21700	0.83	21,710.00	10:29:17	765924	0		813554	0		47630	0	Bullish	Bullish	38.71	48200	1.06	48,248.05
10:30:18	355103	-484		296086	0		-59017	484	Bearish	Bullish	7.32	21700	0.83	21,712.05	10:30:18	765924	0		813554	2264		49894	2264	Bullish	Bullish	52.09	48300	1.07	48,252.25
10:31:16	355103	0		291810	-4276	Long UW	-63293	-4276	Bearish	Bullish	7.24	21700	0.82	21,712.65	10:31:16	760415	-5509	Short C	815834	16		55419	5525	Bullish	Bullish	64.26	48300	1.07	48,265.10
10:32:31	355103	0		291810	0		-63293	0	Bearish	Bearish	9.21	21700	0.82	21,712.65	10:32:31	760415	0		815834	0		55419	0	Bullish	Bullish	62.52	48300	1.07	48,265.10
10:33:16	355103	0		291810	0		-63293	0	Bearish	Bullish	10.82	21700	0.82	21,711.90	10:33:16	781370	20955		815834	0		34464	-20955	Bullish	Bullish	58.90	48300	1.04	48,258.35
10:34:16	361057	5954		293299	1489		-67758	-4465	Bearish	Bullish	14.23	21700	0.81	21,716.30	10:34:16	781269	-101		843378	27544		62109	27645	Bullish	Bullish	75.51	48300	1.08	48,272.60
10:35:16	361057	0		293299	0		-67758	0	Bearish	Bullish	14.74	21700	0.81	21,716.85	10:35:16	781269	0		843378	0		62109	0	Bullish	Bullish	75.04	48300	1.08	48,277.95
10:36:16	361057	0		291672	-1627	Long UW	-69385	-1627	Bearish	Bullish	15.05	21700	0.81	21,715.55	10:36:16	781269	0		843378	0		62109	0	Bullish	Bullish	77.69	48300	1.08	48,264.65
10:37:16	363461	2404		291654	-18		-71807	-2422	Bearish	Bullish	12.27	21700	0.8	21,714.85	10:37:16	777908	-3361	Short C	857894	14516		79986	17877	Bullish	Bullish	70.44	48300	1.1	48,257.95
10:38:16	363461	0		291654	0		-71807	0	Bearish	Bullish	11.19	21700	0.8	21,714.85	10:38:16	777924	16		857894	0		79970	-16	Bullish	Bullish	64.37	48300	1.1	48,257.95
10:39:16	363461	0		291654	0		-71807	0	Bearish	Bullish	17.39	21700	0.8	21,720.45	10:39:16	777924	0		857894	0		79970	0	Bullish	Bullish	85.94	48300	1.1	48,279.55
10:40:17	363836	375		294922	3268		-68914	2893	Bearish	Bullish	15.83	21700	0.81	21,721.40	10:40:17	770257	-7667	Short C	874396	16502		104139	24169	Bullish	Bullish	88.97	48300	1.14	48,283.70
10:41:16	363836	0		294922	0		-68914	0	Bearish	Bullish	21.19	21750	0.81	21,727.10	10:41:16	770263	6		874396	0		104133	-6	Bullish	Bullish	102.45	48300	1.14	48,292.35
10:42:17	363836	0		294922	0		-68914	0	Bearish	Bullish	24.21	21750	0.81	21,728.80	10:42:17	770263	0		874396	0		104133	0	Bullish	Bullish	126.01	48300	1.14	48,320.25
10:43:17	364169	333		297534	2612		-66635	2279	Bearish	Bullish	26.00	21750	0.82	21,726.35	10:43:17	700099	-70164	Short C	887682	13286		187583	83450	Bullish	Bullish	125.60	48300	1.27	48,311.90
10:44:17	364169	0		297534	0		-66635	0	Bearish	Bullish	22.44	21750	0.82	21,728.05	10:44:17	700099	0		887682	0		187583	0	Bullish	Bullish	111.66	48300	1.27	48,313.95
10:45:18	364169	0		297534	0		-66635	0	Bearish	Bullish	23.30	21750	0.82	21,727.30	10:45:18	700099	0		887682	0		187583	0	Bullish	Bullish	115.82	48300	1.27	48,316.55
10:46:17	364310	141		302642	5108		-61668	4967	Bearish	Bullish	25.21	21750	0.83	21,728.30	10:46:17	708577	8478		915579	27897		207002	19419	Bullish	Bullish	127.38	48300	1.29	48,323.75
10:47:17	364310	0		302642	0		-61668	0	Bearish	Bullish	20.14	21750	0.83	21,725.10	10:47:17	708577	0		915579	0		207002	0	Bullish	Bullish	111.99	48300	1.29	48,327.60
10:48:17	364310	0		302642	0		-61668	0	Bearish	Bullish	29.64	21750	0.83	21,728.75	10:48:17	708577	0		915579	0		207002	0	Bullish	Bullish	130.07	48300	1.29	48,320.05
10:49:16	353725	-10585	Short C	318310	15668		-35415	26253	Bearish	Bullish	25.50	21750	0.9	21,728.30	10:49:16	687896	-20681	Short C	958004	42425		270108	63106	Bullish	Bullish	126.26	48300	1.39	48,326.30
10:50:16	353725	0		318310	0		-35415	0	Bearish	Bullish	29.38	21750	0.9	21,733.45	10:50:16	687881	-15		958004	0		270123	15	Bullish	Bullish	126.26	48300	1.39	48,318.65
10:51:16	348450	-5275	Short C	318310	0		-30140	5275	Bearish	Bullish	34.86	21750	0.91	21,737.60	10:51:16	687881	0		958004	0		270123	0	Bullish	Bullish	122.78	48300	1.39	48,325.65
10:52:17	348450	0		328277	9967		-20173	9967	Bearish	Bullish	33.25	21750	0.94	21,737.05	10:52:17	704648	16767		969254	11250		264606	-5517	Bullish	Bullish	107.77	48300	1.38	48,319.70
10:53:15	348450	0		328277	0		-20173	0	Bearish	Bullish	37.99	21750	0.94	21,736.20	10:53:15	704648	0		969254	0		264606	0	Bullish	Bullish	112			

Nifty ATM	Nifty Spot	Nifty Pre C	Nifty Open	Nifty High	Nifty Low	India VIX	Current Expiry	Exp High	21,894.70	60.35	Not Break	Resistanc	22000	BN ATM	BN Spot	BN Pre CL	BN Open	BN High	BN Low	India VIX	Monday	Exp High	48,573.80	123.80	Not Break	Resistanc	48500		
21750	21,741.90	21731.4	21,727.75	21,834.35	21,680.85	14.68	2024-01-04	Exp Low	21,560.80	120.05	Not Break	Support	21700	48200	48,234.30	48,292.25	48,203.45	48,450.00	48,044.15	14.68	Observer	Exp Low	47,833.10	211.05	Not Break	Support	48000		
Time	Call COI (Bearish ▼)	Call COI (+▲-▼)	Short Covering	Put COI (Bullish ▲)	Put COI (+▲-▼)	Long UW	NET Oi	+▲-▼	Net Oi Signal	Price Action Signal	VWAP Diff	Strike	Nifty PCR	Nifty LTP	Time	Call COI (Bearish ▼)	Call COI (+▲-▼)	Short Covering	Put COI (Bullish ▲)	Put COI (+▲-▼)	Long Unwinding	NET Oi	+▲-▼	Net Oi Signal	Price Action Signal	VWAP Diff	Strike	BN PCR	BN LTP
11:18:18	357824	0	0	360668	0		2844	0	Bullish	Bullish	26.89	21750	1.01	21,735.20	11:18:18	761067	0	0	1101890	0		340823	0	Bullish	Bullish	78.06	48300	1.45	48,307.00
11:19:18	359927	2103	0	360731	63		804	-2040	Bullish	Bullish	25.75	21750	1	21,732.45	11:19:18	773065	11998		1103909	2019		330844	-9979	Bullish	Bearish	89.20	48300	1.43	48,306.85
11:20:19	359927	0	0	360731	0		804	0	Bullish	Bullish	29.78	21750	1	21,744.90	11:20:19	773061	-4		1103909	0		330848	4	Bullish	Bullish	98.70	48300	1.43	48,317.00
11:21:18	359927	0	0	360731	0		804	0	Bullish	Bullish	37.02	21750	1	21,741.80	11:21:18	773061	0		1103909	0		330848	0	Bullish	Bearish	98.96	48300	1.43	48,319.80
11:22:18	360449	522	0	359958	-773		-491	-1295	Bearish	Bullish	34.57	21750	1	21,742.30	11:22:18	788463	15402		1103909	0		315446	-15402	Bullish	Bullish	90.57	48300	1.4	48,323.80
11:23:17	360449	0	0	359958	0		-491	0	Bearish	Bullish	32.35	21750	1	21,738.85	11:23:17	788471	8		1108328	4419		319857	4411	Bullish	Bearish	92.36	48300	1.41	48,315.55
11:24:18	360449	0	0	359958	0		-491	0	Bearish	Bullish	29.09	21750	1	21,736.20	11:24:18	788471	0		1108328	0		319857	0	Bullish	Bearish	86.38	48300	1.41	48,321.25
11:25:18	359071	-1378	Short C	364958	5000		5887	6378	Bullish	Bullish	27.80	21750	1.02	21,738.45	11:25:18	806588	18117		1120762	12434		314174	-5683	Bullish	Bearish	83.07	48300	1.39	48,317.05
11:26:18	359071	0	0	364958	0		5887	0	Bullish	Bullish	31.86	21750	1.02	21,739.15	11:26:18	807864	1276		1120762	0		312898	-1276	Bullish	Bearish	78.52	48300	1.39	48,316.50
11:27:17	359071	0	0	364958	0		5887	0	Bullish	Bullish	31.11	21750	1.02	21,741.75	11:27:17	807864	0		1120762	0		312898	0	Bullish	Bearish	86.88	48300	1.39	48,314.65
11:28:18	356344	-2727	Short C	369788	4830		13444	7557	Bullish	Bullish	32.37	21750	1.04	21,739.85	11:28:18	807864	0		1125304	4542		317440	4542	Bullish	Bearish	88.76	48300	1.39	48,312.15
11:29:17	356344	0	0	369788	0		13444	0	Bullish	Bullish	31.64	21750	1.04	21,745.25	11:29:17	815819	7955		1125304	0		309485	-7955	Bullish	Bearish	93.22	48300	1.38	48,323.60
11:30:17	352990	-3354	Short C	369788	0		16798	3354	Bullish	Bullish	32.49	21750	1.05	21,743.85	11:30:17	815819	0		1125304	0		309485	0	Bullish	Bullish	100.42	48300	1.38	48,326.00
11:31:13	352989	-1	0	376426	6638		23437	6639	Bullish	Bullish	35.65	21750	1.07	21,747.25	11:31:13	814765	-1054	Short C	1127760	2456		312995	3510	Bullish	Bullish	102.03	48300	1.38	48,333.00
11:32:18	352989	0	0	376426	0		23437	0	Bullish	Bullish	38.97	21750	1.07	21,747.95	11:32:18	814767	2		1127760	0		312993	-2	Bullish	Bullish	105.23	48300	1.38	48,333.40
11:33:18	352989	0	0	376426	0		23437	0	Bullish	Bearish	31.40	21750	1.07	21,740.10	11:33:18	814767	0		1127760	0		312993	0	Bullish	Bullish	86.60	48300	1.38	48,323.00
11:34:13	347675	-5314	Short C	381913	5487		34238	10801	Bullish	Bearish	31.12	21750	1.1	21,739.35	11:34:13	818492	3725		1128165	405		309673	-3320	Bullish	Bullish	80.61	48300	1.38	48,320.05
11:35:17	347675	0	0	381913	0		34238	0	Bullish	Bearish	28.66	21750	1.1	21,737.00	11:35:17	818502	10		1128165	0		309663	-10	Bullish	Bearish	80.35	48300	1.38	48,322.95
11:36:18	347675	0	0	381913	0		34238	0	Bullish	Bearish	24.29	21750	1.1	21,735.70	11:36:18	818502	0		1128165	0		309663	0	Bullish	Bullish	72.66	48300	1.38	48,316.40
11:37:19	351631	3956	0	380284	-1629	Long UW	28653	-5585	Bullish	Bearish	25.73	21750	1.08	21,733.85	11:37:19	841890	23388		1133587	5422		291697	-17966	Bullish	Bearish	75.68	48300	1.35	48,303.95
11:38:18	351631	0	0	380284	0		28653	0	Bullish	Bearish	22.28	21750	1.08	21,730.85	11:38:18	841890	0		1133587	0		291697	0	Bullish	Bearish	57.83	48300	1.35	48,299.30
11:39:17	351631	0	0	380284	0		28653	0	Bullish	Bearish	24.79	21750	1.08	21,732.50	11:39:17	841890	0		1133587	0		291697	0	Bullish	Bearish	64.11	48300	1.35	48,304.75
11:40:18	352091	460	0	382149	1865		30058	1405	Bullish	Bearish	19.90	21750	1.09	21,731.75	11:40:18	841931	41		1135812	2225		293881	2184	Bullish	Bearish	53.71	48300	1.35	48,300.55
11:41:17	352039	-52	0	382149	0		30110	52	Bullish	Bearish	23.72	21750	1.09	21,736.05	11:41:17	841936	5		1134800	-1012	Long UW	292864	-1017	Bullish	Bearish	73.32	48300	1.35	48,310.85
11:42:18	352039	0	0	382149	0		30110	0	Bullish	Bearish	25.02	21750	1.09	21,738.70	11:42:18	841936	0		1134800	0		292864	0	Bullish	Bearish	79.19	48300	1.35	48,313.60
11:43:17	352039	0	0	382149	0		30110	0	Bullish	Bearish	28.59	21750	1.09	21,740.25	11:43:17	850785	8849		1138896	4096		288111	-4753	Bullish	Bearish	76.36	48300	1.34	48,315.60
11:44:17	349973	-2066	Short C	380900	-1249	Long UW	30927	817	Bullish	Bearish	28.19	21750	1.09	21,735.15	11:44:17	850785	0		1138896	0		288111	0	Bullish	Bearish	69.85	48300	1.34	48,310.80
11:45:17	349973	0	0	380900	0		30927	0	Bullish	Bearish	22.48	21750	1.09	21,731.75	11:45:17	850785	0		1138896	0		288111	0	Bullish	Bearish	68.55	48300	1.34	48,311.80
11:46:19	349973	0	0	380900	0		30927	0	Bullish	Bearish	22.48	21750	1.09	21,730.45	11:46:19	850785	0		1138896	0		288111	0	Bullish	Bearish	68.55	48300	1.34	48,309.35
11:47:18	355362	5389	0	380734	-166		25372	-5555	Bullish	Bearish	21.10	21750	1.07	21,730.15	11:47:18	864217	13432		1142349	3453		278132	-9979	Bullish	Bearish	51.42	48300	1.32	48,312.95
11:48:17	355362	0	0	380734	0		25372	0	Bullish	Bearish	16.27	21750	1.07	21,730.40	11:48:17	864217	0		1142349	0		278132	0	Bullish	Bearish	58.18	48300	1.32	48,316.40
11:49:18	358334	2972	0	377457	-3277	Long UW	19123	-6249	Bullish	Bearish	19.20	21750	1.05	21,731.55	11:49:18	873430	9213		1148068	5719		274638	-3494	Bullish	Bullish	69.07	48300	1.31	48,319.55
11:50:17	358334	0	0	377457	0		19123	0	Bullish	Bearish	19.37	21750	1.05	21,727.90	11:50:17	873429	-1		1148068	0		274639	1	Bullish	Bullish	61.78	48300	1.31	48,312.25
11:51:17	358334	0	0	377457	0		19123	0	Bullish	Bearish	20.10	21750	1.05	21,730.55	11:51:17	873429	0		1148068	0		274639	0	Bullish	Bullish	61.61	48300	1.31	48,320.10
11:52:17	361226	2892	0	372561	-4896	Long UW	11335	-7788	Bullish	Bullish	21.08	21750	1.03	21,734.80	11:52:17	874881	1452		1152949	4881		278068	3429	Bullish	Bullish	65.48	48300	1.32	48,314.95
11:53:19	361226	0	0	372561	0		11335	0	Bullish	Bullish	23.46	21750	1.03	21,736.35	11:53:19	874893	12		1152949	0		278056	-12	Bullish	Bullish	80.67	48300	1.32	48,319.30
11:54:18	361226	0	0	372561	0		11335	0	Bullish	Bullish	21.99	21750	1.03	21,736.65	11:54:18	874893	0		1152949	0		278056	0	Bullish	Bullish	80.17	48300	1.32	48,325.35
11:55:19	366673	5447	0	364863	-7698	Long UW	-1810	-13145	Bearish	Bearish	25.41	21750	1	21,737.70	11:55:19	872601	-2292	Short C	1155110</										

Nifty ATM	Nifty Spot	Nifty Pre O	Nifty Open	Nifty High	Nifty Low	India VIX	Current Expiry	Exp High	21,894.70	60.35	Not Break	Resistanc	22000	BN ATM	BN Spot	BN Pre CL	BN Open	BN High	BN Low	India VIX	Monday	Exp High	48,573.80	123.80	Not Break	Resistanc	48500		
21750	21,741.90	21731.4	21,727.75	21,834.35	21,680.85	14.68	2024-01-04	Exp Low	21,560.80	120.05	Not Break	Support	21700	48200	48,234.30	48,292.25	48,203.45	48,450.00	48,044.15	14.68	Observer	Exp Low	47,833.10	211.05	Not Break	Support	48000		
Time	Call COI (Bearish ▼)	Call COI (+▲-▼)	Short Covering	Put COI (Bullish ▲)	Put COI (+▲-▼)	Long UW	NET Oi	+▲-▼	Net Oi Signal	Price Action Signal	VWAP Diff	Strike	Nifty PCR	Nifty LTP	Time	Call COI (Bearish ▼)	Call COI (+▲-▼)	Short Covering	Put COI (Bullish ▲)	Put COI (+▲-▼)	Long Unwinding	NET Oi	+▲-▼	Net Oi Signal	Price Action Signal	VWAP Diff	Strike	BN PCR	BN LTP
12:20:17	349912	0	0	409365	0		59453	0	Bullish	Bullish	30.23	21750	1.17	21,729.15	12:20:17	837249	1151	0	1224285	0		387036	-1151	Bullish	Bullish	77.33	48300	1.46	48,314.50
12:21:18	349912	0	0	409365	0		59453	0	Bullish	Bullish	23.58	21750	1.17	21,728.15	12:21:18	837249	0	0	1224285	0		387036	0	Bullish	Bullish	62.70	48300	1.46	48,315.60
12:22:17	348934	-978	0	405518	-3847	Long UW	56584	-2869	Bullish	Bullish	19.53	21750	1.16	21,725.55	12:22:17	848089	10840	0	1218135	-6150	Long UW	370046	-16990	Bullish	Bullish	55.27	48300	1.44	48,307.30
12:23:18	348934	0	0	405518	0		56584	0	Bullish	Bearish	21.73	21700	1.16	21,723.40	12:23:18	848090	1	0	1218135	0		370045	-1	Bullish	Bearish	59.11	48300	1.44	48,307.40
12:24:18	348934	0	0	405518	0		56584	0	Bullish	Bearish	17.56	21700	1.16	21,720.10	12:24:18	848090	0	0	1218135	0		370045	0	Bullish	Bearish	61.02	48300	1.44	48,299.80
12:25:18	354052	5118	0	400031	-5487	Long UW	45979	-10605	Bullish	Bearish	13.71	21700	1.13	21,721.15	12:25:18	861187	13097	0	1224540	6405		363353	-6692	Bullish	Bearish	60.50	48300	1.42	48,300.75
12:26:18	354052	0	0	400031	0		45979	0	Bullish	Bearish	13.39	21700	1.13	21,722.05	12:26:18	861186	-1	0	1224540	0		363354	1	Bullish	Bearish	50.61	48300	1.42	48,306.50
12:27:17	354052	0	0	400031	0		45979	0	Bullish	Bearish	11.56	21700	1.13	21,718.65	12:27:17	861186	0	0	1224540	0		363354	0	Bullish	Bearish	50.41	48300	1.42	48,302.80
12:28:17	365739	11687	0	400031	0		34292	-11687	Bullish	Bearish	12.50	21700	1.09	21,721.40	12:28:17	876928	15742	0	1220949	-3591	Long UW	344021	-19333	Bullish	Bearish	56.37	48300	1.39	48,303.25
12:29:18	365739	0	0	391444	-8587	Long UW	25705	-8587	Bullish	Bearish	13.23	21700	1.07	21,721.15	12:29:18	876951	23	0	1220949	0		343998	-23	Bullish	Bearish	57.30	48300	1.39	48,301.90
12:30:20	365739	0	0	391444	0		25705	0	Bullish	Bearish	10.75	21700	1.07	21,720.25	12:30:20	876951	0	0	1220949	0		343998	0	Bullish	Bearish	34.31	48300	1.39	48,298.55
12:31:18	371418	5679	0	383112	-8332	Long UW	11694	-14011	Bullish	Bearish	10.64	21700	1.03	21,716.75	12:31:18	879530	2652	0	1215330	-5619	Long UW	335727	-8271	Bullish	Bearish	42.43	48300	1.38	48,293.80
12:32:17	371418	0	0	383112	0		11694	0	Bullish	Bearish	4.52	21700	1.03	21,713.45	12:32:17	879593	-10	0	1215259	-71		335666	-61	Bullish	Bearish	46.62	48300	1.38	48,281.40
12:33:17	371418	0	0	383112	0		11694	0	Bullish	Bearish	6.86	21700	1.03	21,716.60	12:33:17	879593	0	0	1215259	0		335666	0	Bullish	Bearish	52.78	48300	1.38	48,293.45
12:34:18	381799	10381	0	380154	-2958	Long UW	-1645	-13339	Bearish	Bearish	13.55	21700	1	21,720.45	12:34:18	879593	0	0	1222102	6843		342509	6843	Bullish	Bearish	48.43	48300	1.39	48,298.15
12:35:19	381799	0	0	380154	0		-1645	0	Bearish	Bearish	15.42	21700	1	21,723.55	12:35:19	878356	-1237	Short C	1222102	0		343746	1237	Bullish	Bullish	56.99	48300	1.39	48,310.45
12:36:18	381799	0	0	380154	0		-1645	0	Bearish	Bullish	17.71	21700	1	21,724.65	12:36:18	878356	0	0	1222102	0		343746	0	Bullish	Bullish	79.18	48300	1.39	48,311.05
12:37:17	389881	8082	0	373040	-7114	Long UW	-16841	-15196	Bearish	Bullish	14.24	21750	0.96	21,726.85	12:37:17	881148	2792	0	1209527	-12575	Long UW	328379	-15367	Bullish	Bullish	71.78	48300	1.37	48,309.70
12:38:18	389881	0	0	373040	0		-16841	0	Bearish	Bullish	16.33	21750	0.96	21,727.70	12:38:18	881148	0	0	1209527	0		328379	0	Bullish	Bullish	71.35	48300	1.37	48,304.20
12:39:17	389881	0	0	373040	0		-16841	0	Bearish	Bullish	14.31	21700	0.96	21,724.40	12:39:17	881148	0	0	1209527	0		328379	0	Bullish	Bearish	57.55	48300	1.37	48,300.80
12:40:17	392465	2584	0	373945	905		-18520	-1679	Bearish	Bullish	16.13	21750	0.95	21,731.90	12:40:17	881278	130	0	1213826	4299		332548	4169	Bullish	Bullish	67.48	48300	1.38	48,315.60
12:41:18	392465	0	0	373945	0		-18520	0	Bearish	Bullish	20.98	21750	0.95	21,731.50	12:41:18	881263	-15	0	1213826	0		332563	15	Bullish	Bullish	71.19	48300	1.38	48,313.25
12:42:18	392465	0	0	373945	0		-18520	0	Bearish	Bullish	20.59	21750	0.95	21,732.20	12:42:18	881263	0	0	1213826	0		332563	0	Bullish	Bullish	62.88	48300	1.38	48,303.55
12:43:18	394678	2213	0	374357	412		-20321	-1801	Bearish	Bullish	18.11	21750	0.95	21,731.20	12:43:18	881968	-705	0	1223766	9940		341798	9235	Bullish	Bullish	64.07	48300	1.39	48,301.05
12:44:18	394678	0	0	374357	0		-20321	0	Bearish	Bullish	19.72	21750	0.95	21,732.30	12:44:18	881966	702	0	1223766	0		341800	2	Bullish	Bullish	62.87	48300	1.39	48,304.65
12:45:18	394678	0	0	374357	0		-20321	0	Bearish	Bullish	15.60	21750	0.95	21,731.55	12:45:18	881966	0	0	1223766	0		341800	0	Bullish	Bullish	60.86	48300	1.39	48,300.50
12:46:18	396662	1984	0	374999	642		-21663	-1342	Bearish	Bullish	21.84	21750	0.95	21,732.95	12:46:18	884933	2967	0	1223766	0		338833	-2967	Bullish	Bullish	61.93	48300	1.38	48,300.80
12:47:17	396662	0	0	375005	6		-21657	6	Bearish	Bullish	22.49	21750	0.95	21,740.85	12:47:17	884933	0	0	1234850	11084		349917	11084	Bullish	Bullish	78.38	48300	1.4	48,317.50
12:48:18	396662	0	0	375005	0		-21657	0	Bearish	Bullish	26.80	21750	0.95	21,741.20	12:48:18	884933	0	0	1234850	0		349917	0	Bullish	Bullish	78.02	48300	1.4	48,314.35
12:49:18	389731	-6931	Short C	375229	224		-14502	7155	Bearish	Bullish	24.82	21750	0.96	21,744.65	12:49:18	878689	-6244	Short C	1234850	0		350161	6244	Bullish	Bullish	72.15	48300	1.41	48,317.80
12:50:17	389731	0	0	375229	0		-14502	0	Bearish	Bullish	31.25	21750	0.96	21,747.40	12:50:17	878656	-33	0	1240266	5416		361610	5449	Bullish	Bearish	79.98	48300	1.41	48,307.65
12:51:18	389731	0	0	375229	0		-14502	0	Bearish	Bullish	29.40	21750	0.96	21,749.85	12:51:18	878656	0	0	1240266	0		361610	0	Bullish	Bullish	75.96	48300	1.41	48,320.20
12:52:18	384257	-5474	Short C	385709	10480		1452	19594	Bullish	Bullish	32.90	21750	1	21,746.65	12:52:18	887519	8863	0	1248670	8404		361151	-459	Bullish	Bullish	75.00	48300	1.41	48,313.35
12:53:18	384257	0	0	385709	0		1452	0	Bullish	Bullish	30.86	21750	1	21,743.30	12:53:18	887519	0	0	1248670	0		361151	0	Bullish	Bearish	74.84	48300	1.41	48,306.25
12:54:17	384257	0	0	385709	0		1452	0	Bullish	Bullish	25.23	21750	1	21,743.45	12:54:17	887519	0	0	1248670	0		361151	0	Bullish	Bearish	71.46	48300	1.41	48,301.15
12:55:18	384257	0	0	396092	10383		11835	10383	Bullish	Bullish	30.79	21750	1.03	21,746.70	12:55:18	891319	3800	0	1255416	6746		364097	2946	Bullish	Bullish	71.27	48300	1.41	48,317.80
12:56:18	379159	-5098	Short C	396157	65		16998	5163	Bullish	Bullish	33.20	21750	1.04	21,744.55	12:56:18	891318	-1	0	1255416	0		364098	1	Bullish	Bullish	75.07	48300	1.41	48,317.95
12:57:17	379159	0	0	396157	0		16998	0	Bullish	Bullish																			

Nifty ATM	Nifty Spot	Nifty Pre CL	Nifty Open	Nifty High	Nifty Low	India VIX	Current Expiry	Exp High	21,894.70	60.35	Not Break	Resistanc	22000	BN ATM	BN Spot	BN Pre CL	BN Open	BN High	BN Low	India VIX	Monday	Exp High	48,573.80	123.80	Not Break	Resistanc	48500		
21750	21,741.90	21731.4	21,727.75	21,834.35	21,680.85	14.68	2024-01-04	Exp Low	21,560.80	120.05	Not Break	Support	21700	48200	48,234.30	48,292.25	48,203.45	48,450.00	48,044.15	14.68	48000	Exp Low	47,833.10	211.05	Not Break	Support	48000		
Time	Call COI (Bearish ▼)	Call COI (+▲-▼)	Short Covering	Put COI (Bullish ▲)	Put COI (+▲-▼)	Long UW	NET Oi	+▲-▼	Net Oi Signal	Price Action Signal	VWAP Diff	Strike	Nifty PCR	Nifty LTP	Time	Call COI (Bearish ▼)	Call COI (+▲-▼)	Short Covering	Put COI (Bullish ▲)	Put COI (+▲-▼)	Long Unwinding	NET Oi	+▲-▼	Net Oi Signal	Price Action Signal	VWAP Diff	Strike	BN PCR	BN LTP
13:22:18	374306	-1500	Short C	445015	4792		70709	6292	Bullish	Bearish	33.91	21750	1.19	21,739.25	13:22:18	939995	14085		1270584	4208		331489	-9877	Bullish	Bearish	44.13	48300	1.35	48,299.95
13:23:15	374306	0		445015	0		70709	0	Bullish	Bullish	31.64	21750	1.19	21,743.15	13:23:15	939153	58		1270561	-23		331408	-81	Bullish	Bearish	49.81	48300	1.35	48,301.50
13:24:17	374306	0		445015	0		70709	0	Bullish	Bullish	37.76	21750	1.19	21,741.90	13:24:17	939167	14		1270561	0		331394	-14	Bullish	Bearish	49.81	48300	1.35	48,300.85
13:25:19	375655	1349		449547	4532		73892	3183	Bullish	Bullish	31.97	21750	1.2	21,739.15	13:25:19	932199	-9668	Short C	1275407	4846		343208	11814	Bullish	Bearish	52.09	48300	1.37	48,305.40
13:26:17	375670	15		449547	0		73877	-15	Bullish	Bullish	31.76	21750	1.2	21,740.20	13:26:17	932199	0		1275407	0		343208	0	Bullish	Bearish	59.50	48300	1.37	48,298.10
13:27:18	375670	0		449547	0		73877	0	Bullish	Bullish	35.55	21750	1.2	21,742.10	13:27:18	932195	-4		1275407	0		343212	4	Bullish	Bearish	65.16	48300	1.37	48,302.90
13:28:18	375670	0		453068	3521		77398	3521	Bullish	Bullish	37.60	21750	1.21	21,743.10	13:28:18	925667	-6528	Short C	1273678	-1729	Long UW	348011	4799	Bullish	Bearish	65.50	48300	1.38	48,296.25
13:29:17	379089	3419		453048	-20		73959	-3439	Bullish	Bullish	34.85	21750	1.2	21,743.60	13:29:17	925668	1		1273678	0		348010	-1	Bullish	Bearish	61.34	48300	1.38	48,306.30
13:30:18	379089	0		453048	0		73959	0	Bullish	Bullish	40.39	21750	1.2	21,745.85	13:30:18	925657	-11		1273678	0		348021	11	Bullish	Bullish	80.72	48300	1.38	48,306.55
13:31:17	378294	-795		456628	3580		78334	4375	Bullish	Bullish	39.68	21750	1.21	21,754.25	13:31:17	923172	-2485	Short C	1276829	3151		353657	5636	Bullish	Bullish	76.22	48300	1.38	48,311.80
13:32:17	378294	0		456628	0		78334	0	Bullish	Bullish	34.82	21750	1.21	21,747.45	13:32:17	923172	0		1276829	0		353657	0	Bullish	Bullish	67.80	48300	1.38	48,307.55
13:33:17	378294	0		456628	0		78334	0	Bullish	Bullish	32.36	21750	1.21	21,752.20	13:33:17	923172	0		1276829	0		353657	0	Bullish	Bullish	62.30	48300	1.38	48,311.65
13:34:18	384366	6072		448680	-7948	Long UW	64314	-14020	Bullish	Bullish	36.79	21750	1.17	21,752.25	13:34:18	923172	0		1276829	0		353657	0	Bullish	Bullish	71.78	48300	1.38	48,307.75
13:35:18	384366	0		448680	0		64314	0	Bullish	Bullish	36.11	21750	1.17	21,751.40	13:35:18	926850	3678		1283709	6880		356859	3202	Bullish	Bullish	75.53	48300	1.39	48,310.65
13:36:18	384366	0		448680	0		64314	0	Bullish	Bullish	33.13	21750	1.17	21,750.00	13:36:18	926861	11		1283709	0		356848	-11	Bullish	Bullish	70.64	48300	1.39	48,314.70
13:37:18	385034	668		451448	2768		66414	2100	Bullish	Bullish	32.25	21750	1.17	21,747.15	13:37:18	913641	-13220	Short C	1293167	9458		379526	22678	Bullish	Bullish	80.62	48300	1.42	48,315.75
13:38:19	385034	0		451448	0		66414	0	Bullish	Bullish	32.26	21750	1.17	21,746.30	13:38:19	913641	0		1293167	0		379526	0	Bullish	Bullish	86.57	48300	1.42	48,317.00
13:39:17	385034	0		451448	0		66414	0	Bullish	Bullish	32.38	21750	1.17	21,748.45	13:39:17	913641	0		1293167	0		379526	0	Bullish	Bullish	87.46	48300	1.42	48,330.85
13:40:18	385034	0		449566	-1882	Long UW	64532	-1882	Bullish	Bullish	34.14	21750	1.17	21,748.55	13:40:18	882132	-31509	Short C	1294312	1145		412180	32654	Bullish	Bullish	105.98	48300	1.47	48,329.00
13:41:17	385755	721		449566	0		63811	-721	Bullish	Bullish	32.15	21750	1.17	21,749.00	13:41:17	882132	0		1294312	0		412180	0	Bullish	Bullish	65.59	48300	1.47	48,305.05
13:42:18	385755	0		449566	0		63811	0	Bullish	Bullish	32.84	21750	1.17	21,750.00	13:42:18	882132	0		1294312	0		412180	0	Bullish	Bullish	75.54	48300	1.47	48,308.20
13:43:16	385755	0		449025	-541		63270	-541	Bullish	Bullish	31.01	21750	1.16	21,749.30	13:43:16	878385	-3747	Short C	1294312	0		415927	3747	Bullish	Bullish	79.39	48300	1.47	48,315.10
13:44:18	390723	4968		449025	0		58302	-4968	Bullish	Bearish	31.71	21750	1.15	21,745.20	13:44:18	878385	0		1292654	-1658	Long UW	414269	-1658	Bullish	Bullish	82.88	48300	1.47	48,319.05
13:45:16	390723	0		449025	0		58302	0	Bullish	Bearish	28.79	21750	1.15	21,743.05	13:45:16	878381	-4		1292654	0		414273	4	Bullish	Bullish	86.15	48300	1.47	48,309.20
13:46:18	390782	59		449025	0		58243	-59	Bullish	Bearish	25.53	21750	1.15	21,745.60	13:46:18	879928	1547		1293104	450		413176	-1097	Bullish	Bearish	73.97	48300	1.47	48,308.15
13:47:18	390782	0		444503	-4522	Long UW	53721	-4522	Bullish	Bearish	31.66	21750	1.14	21,747.75	13:47:18	879928	0		1293104	0		413176	0	Bullish	Bullish	74.94	48300	1.47	48,310.00
13:48:18	390782	0		444503	0		53721	0	Bullish	Bearish	33.58	21750	1.14	21,749.40	13:48:18	879943	15		1293104	0		413161	-15	Bullish	Bearish	79.56	48300	1.47	48,305.25
13:49:17	388545	-2237	Short C	448536	4033		59991	6270	Bullish	Bullish	36.82	21750	1.15	21,754.10	13:49:17	879386	-557		1290224	5920		419638	6477	Bullish	Bearish	86.06	48300	1.48	48,312.75
13:50:19	388573	28		448536	0		59963	-28	Bullish	Bullish	38.15	21750	1.15	21,754.25	13:50:19	879386	0		1290224	0		419638	0	Bullish	Bullish	86.85	48300	1.48	48,316.20
13:51:17	388573	0		448536	0		59963	0	Bullish	Bullish	40.39	21750	1.15	21,761.15	13:51:17	879386	0		1290224	0		419638	0	Bullish	Bullish	92.11	48300	1.48	48,325.75
13:52:18	388573	0		458430	9894		69857	9894	Bullish	Bullish	44.81	21750	1.18	21,758.50	13:52:18	879386	0		1290224	0		419638	0	Bullish	Bearish	93.45	48300	1.48	48,313.25
13:53:18	384909	-3664	Short C	458430	0		73521	3664	Bullish	Bullish	40.59	21750	1.19	21,754.30	13:53:18	883768	4382		1297029	-1995	Long UW	413261	-6377	Bullish	Bearish	78.11	48300	1.47	48,309.00
13:54:18	384909	0		458430	0		73521	0	Bullish	Bullish	37.96	21750	1.19	21,751.90	13:54:18	883755	-13		1297029	0		413274	13	Bullish	Bullish	73.48	48300	1.47	48,306.45
13:55:18	382551	-2358	Short C	458430	0		75979	2358	Bullish	Bullish	38.91	21750	1.2	21,753.65	13:55:18	883755	0		1291003	-6026	Long UW	407248	-6026	Bullish	Bearish	67.75	48300	1.46	48,303.20
13:56:17	382551	0		464742	6312		82191	6312	Bullish	Bullish	39.90	21750	1.21	21,753.05	13:56:17	899478	15723		1291003	0		391525	-15723	Bullish	Bearish	69.86	48300	1.44	48,305.95
13:57:18	382551	0		464742	0		82191	0	Bullish	Bullish	37.86	21750	1.21	21,753.20	13:57:18	899478	0		1291003	0		391525	0	Bullish	Bearish	63.66	48300	1.44	48,305.40
13:58:18	378847	-3704	Short C	464742	0		85895	3704	Bullish	Bullish	43.27	21750	1.23	21,761.65	13:58:18	910230	10752		1292250	1247		383020	-9505	Bullish	Bullish	72.87	48300	1.42	48,316.10
13:59:18	378847	0		475832	11090		96985	11090	Bullish	Bullish	55.83	21750	1.26	21,767.65	13:59:18	910228	-2												

Nifty ATM	Nifty Spot	Nifty Pre CL	Nifty Open	Nifty High	Nifty Low	India VIX	Current Expiry	Exp High	21,894.70	60.35	Not Break	Resistanc	22000	BN ATM	BN Spot	BN Pre CL	BN Open	BN High	BN Low	India VIX	Monday	Exp High	48,573.80	123.80	Not Break	Resistanc	48500		
21750	21,741.90	21731.4	21,727.75	21,834.35	21,680.85	14.68	2024-01-04	Exp Low	21,560.80	120.05	Not Break	Support	21700	48200	48,234.30	48,292.25	48,203.45	48,450.00	48,044.15	14.68	48500	Exp Low	47,833.10	211.05	Not Break	Support	48000		
Time	Call COI (Bearish ▼)	Call COI (+▲-▼)	Short Covering	Put COI (Bullish ▲)	Put COI (+▲-▼)	Long UW	NET Oi	+▲-▼	Net Oi Signal	Price Action Signal	VWAP Diff	Strike	Nifty PCR	Nifty LTP	Time	Call COI (Bearish ▼)	Call COI (+▲-▼)	Short Covering	Put COI (Bullish ▲)	Put COI (+▲-▼)	Long Unwinding	NET Oi	+▲-▼	Net Oi Signal	Price Action Signal	VWAP Diff	Strike	BN PCR	BN LTP
14:24:18	246673	0	0	616787	0	0	370114	0	Bullish	Bullish	77.74	21800	2.5	21,788.65	14:24:18	730042	-17	0	1309721	0	0	579679	17	Bullish	Bullish	173.82	48400	1.79	48,395.90
14:25:18	245148	-1525	Short C	624527	7740	0	379379	9265	Bullish	Bullish	79.50	21800	2.55	21,794.95	14:25:18	687637	-42405	Short C	1309721	0	0	622084	42405	Bullish	Bullish	200.72	48400	1.9	48,429.15
14:26:18	245148	0	0	624527	0	0	379379	0	Bullish	Bullish	79.37	21800	2.55	21,793.00	14:26:18	687608	-29	0	1330688	20967	0	643080	20966	Bullish	Bullish	202.85	48400	1.94	48,431.40
14:27:15	245148	0	0	624527	0	0	379379	0	Bullish	Bullish	79.76	21800	2.55	21,792.40	14:27:15	687603	-5	0	1330688	0	0	643085	5	Bullish	Bullish	195.97	48400	1.94	48,429.45
14:28:18	245148	0	0	624527	0	0	379379	0	Bullish	Bearish	77.00	21800	2.55	21,790.35	14:28:18	687603	0	0	1365717	35029	0	678114	35029	Bullish	Bullish	192.33	48400	1.99	48,419.40
14:29:18	249718	4570	0	619414	-5113	Long UW	369696	-9683	Bullish	Bearish	73.17	21800	2.48	21,789.15	14:29:18	682647	-4956	Short C	1365717	0	0	683070	4956	Bullish	Bullish	174.58	48400	2	48,405.55
14:30:18	249718	0	0	619414	0	0	369696	0	Bullish	Bearish	78.30	21800	2.48	21,791.40	14:30:18	682645	-2	0	1365717	0	0	683072	2	Bullish	Bullish	183.49	48400	2	48,408.45
14:31:18	249718	0	0	623081	3667	0	373363	3667	Bullish	Bullish	79.87	21800	2.5	21,795.20	14:31:18	681145	-1500	Short C	1379071	13354	0	697926	14854	Bullish	Bullish	181.47	48400	2.02	48,409.05
14:32:18	242243	-7475	Short C	623081	0	0	380838	7475	Bullish	Bullish	82.20	21800	2.57	21,796.85	14:32:18	681133	-12	0	1379071	0	0	697938	12	Bullish	Bullish	199.55	48400	2.02	48,408.55
14:33:18	242243	0	0	623081	0	0	380838	0	Bullish	Bullish	77.15	21800	2.57	21,793.70	14:33:18	681132	-1	0	1379071	0	0	697939	1	Bullish	Bullish	170.58	48400	2.02	48,399.75
14:34:18	251453	9210	0	623779	698	0	372326	-8512	Bullish	Bearish	75.32	21800	2.48	21,792.75	14:34:18	681132	0	0	1383282	4211	0	702150	4211	Bullish	Bullish	173.00	48400	2.03	48,400.80
14:35:18	251453	0	0	623779	0	0	372326	0	Bullish	Bearish	76.15	21800	2.48	21,792.90	14:35:18	677994	-3138	Short C	1383282	0	0	705288	3138	Bullish	Bullish	163.18	48400	2.04	48,398.65
14:36:19	251453	0	0	623779	0	0	372326	0	Bullish	Bullish	79.37	21800	2.48	21,796.50	14:36:19	677994	0	0	1383282	0	0	705288	0	Bullish	Bullish	178.67	48400	2.04	48,406.90
14:37:18	249207	-2246	Short C	623779	0	0	374572	2246	Bullish	Bullish	81.45	21800	2.5	21,799.45	14:37:18	678003	9	0	1383282	0	0	705279	-9	Bullish	Bullish	179.80	48400	2.04	48,412.80
14:38:18	249207	0	0	626518	2739	0	377311	2739	Bullish	Bullish	84.66	21800	2.51	21,796.10	14:38:18	671233	-6770	Short C	1388288	5006	0	717055	11776	Bullish	Bearish	180.37	48400	2.07	48,398.25
14:39:18	249207	0	0	626518	0	0	377311	0	Bullish	Bearish	79.80	21800	2.51	21,788.95	14:39:18	671233	0	0	1388288	0	0	717055	0	Bullish	Bearish	159.50	48400	2.07	48,381.30
14:40:18	249207	0	0	626518	0	0	377311	0	Bullish	Bearish	73.85	21800	2.51	21,790.25	14:40:18	671233	0	0	1388288	0	0	717055	0	Bullish	Bearish	153.54	48400	2.07	48,384.05
14:41:18	247276	-1931	Short C	630694	4176	0	383418	6107	Bullish	Bullish	69.62	21800	2.55	21,794.60	14:41:18	671261	28	0	1379421	-8867	Long UW	708160	-8895	Bullish	Bearish	155.26	48400	2.05	48,402.50
14:42:20	247276	0	0	630694	0	0	383418	0	Bullish	Bullish	77.02	21800	2.55	21,790.50	14:42:20	671260	-1	0	1379421	0	0	708161	1	Bullish	Bearish	155.23	48400	2.05	48,387.15
14:43:18	239021	-8255	Short C	631658	964	0	392637	9219	Bullish	Bullish	88.53	21800	2.64	21,806.05	14:43:18	671260	0	0	1379421	0	0	708161	0	Bullish	Bullish	176.53	48400	2.05	48,430.55
14:44:18	239021	0	0	631658	0	0	392637	0	Bullish	Bullish	104.15	21800	2.64	21,807.20	14:44:18	669361	-1899	Short C	1365305	-14116	Long UW	695944	-12217	Bullish	Bullish	208.58	48400	2.04	48,436.05
14:45:20	239021	0	0	631658	0	0	392637	0	Bullish	Bullish	111.67	21800	2.64	21,813.75	14:45:20	669361	0	0	1365305	0	0	695944	0	Bullish	Bullish	205.29	48400	2.04	48,439.80
14:46:21	202238	-36783	Short C	633325	1667	0	431087	38450	Bullish	Bullish	110.88	21800	3.13	21,814.50	14:46:21	622981	-46380	Short C	1361365	-3940	Long UW	738384	42440	Bullish	Bullish	192.84	48400	2.19	48,421.45
14:47:18	202238	0	0	633325	0	0	431087	0	Bullish	Bullish	107.54	21800	3.13	21,817.95	14:47:18	622981	0	0	1361365	0	0	738384	0	Bullish	Bullish	180.71	48400	2.19	48,423.20
14:48:18	202238	0	0	633325	0	0	431087	0	Bullish	Bullish	104.49	21800	3.13	21,817.30	14:48:18	622981	0	0	1361365	0	0	738384	0	Bullish	Bullish	168.46	48400	2.19	48,422.75
14:49:18	202238	0	0	633325	0	0	431087	0	Bullish	Bullish	103.98	21800	3.13	21,816.50	14:49:18	621206	-1775	Short C	1361365	0	0	740159	1775	Bullish	Bullish	168.23	48400	2.19	48,410.75
14:50:18	190101	-12137	Short C	643719	10394	0	453618	22531	Bullish	Bullish	105.24	21800	3.39	21,822.10	14:50:18	621250	44	0	1348847	-12518	Long UW	727597	-12562	Bullish	Bullish	171.97	48400	2.17	48,420.95
14:51:18	190101	0	0	643719	0	0	453618	0	Bullish	Bullish	120.93	21850	3.39	21,828.90	14:51:18	621248	-2	0	1348847	0	0	727599	2	Bullish	Bullish	188.56	48400	2.17	48,416.90
14:52:18	177940	-12161	Short C	657921	14202	0	479981	26363	Bullish	Bullish	126.14	21850	3.7	21,828.30	14:52:18	621248	0	0	1332672	-16175	Long UW	711424	-16175	Bullish	Bullish	179.38	48400	2.15	48,408.85
14:53:17	177940	0	0	657921	0	0	479981	0	Bullish	Bullish	118.27	21800	3.7	21,824.35	14:53:17	611213	-10035	Short C	1332672	0	0	721459	10035	Bullish	Bullish	169.62	48400	2.18	48,405.15
14:54:17	177940	0	0	657921	0	0	479981	0	Bullish	Bullish	110.62	21800	3.7	21,821.60	14:54:17	611213	0	0	1332672	0	0	721459	0	Bullish	Bullish	169.04	48400	2.18	48,403.80
14:55:18	177366	-574	0	666242	8321	0	488876	8895	Bullish	Bullish	107.82	21800	3.76	21,822.70	14:55:18	617859	6646	0	1312355	-20317	Long UW	694496	-26963	Bullish	Bullish	159.24	48400	2.12	48,401.90
14:56:18	177317	-49	0	666242	0	0	488825	49	Bullish	Bullish	106.80	21800	3.76	21,822.10	14:56:18	617858	-1	0	1312355	0	0	694497	1	Bullish	Bearish	157.02	48400	2.12	48,402.30
14:57:17	177317	0	0	666242	0	0	488825	0	Bullish	Bullish	107.97	21800	3.76	21,821.45	14:57:17	617858	0	0	1312355	0	0	694497	0	Bullish	Bearish	157.59	48400	2.12	48,407.55
14:58:18	177317	0	0	666242	0	0	488825	0	Bullish	Bullish	105.95	21800	3.76	21,820.70	14:58:18	621301	3443	0	1312355	0	0	691054	-3443	Bullish	Bearish	155.82	48400	2.11	48,409.05
14:59:18	181423	4106	0	671413	5171	0	489990	1065	Bullish	Bullish	102.18	21800	3.7	21,823.95	14:59:18	616106	-5195	Short C	1293201	-19154	Long UW	677095	-13959	Bullish	Bearish	150.94	48400	2.1	48,407.75
15:00:17	181423	0	0	671413	0	0	489990	0	Bullish	Bullish	105.18	21800	3.7	21,822															

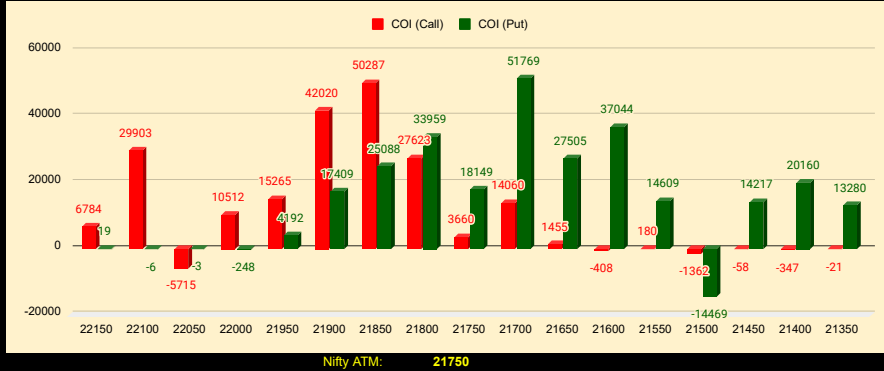


Nifty ATM	Nifty LTP	Nifty Pre Cl	Nifty Open	Nifty High	Nifty Low	India VIX	Select Expiry	Exp High	21,894.70	60.35	Not Break	BN ATM	BN LTP	BN Pre CL	BN Open	BN High	BN Low	India VIX	Monday	Exp High	48,573.80	123.80	Not Break		
21750	21,741.90	21731.4	21,727.75	21,834.35	21,680.85	14.68	2024-01-04	Exp Low	21,560.80	120.05	Not Break	48200	48,234.30	48292.25	48,203.45	48,450.00	48,044.15	14.68		Exp Low	47,833.10	211.05	Not Break		
Call Time Value	Call OI	COI (Call)	Call Volume	OI Change	Call LTP	STRIKE	Put LTP	OI Change	Put Volume	COI (Put)	Put OI	Put Time Value	Call Time Value	Call OI	COI (Call)	Call Volume	OI Change	Call LTP	STRIKE	Put LTP	OI Change	Put Volume	COI (Put)	Put OI	Put Time Value
7.25	31101	6784	791246	-3337	OTM 7.25	22150	ITM 427.3	-37	2146	19	936	19.25	23.00	132080	24816	3049255	-5606	OTM 23	49000	ITM 840	-1793	152978	-751	13453	74.30
9.80	87391	29903	1192121	1894	OTM 9.8	22100	ITM 380.3	-55	21651	-6	6909	22.25	31.80	79116	38644	2035533	20	OTM 31.8	48900	ITM 750	-232	91722	838	5131	84.30
13.25	33772	-5715	751080	2600	OTM 13.25	22050	ITM 331.7	6	16150	-3	4561	23.60	44.15	98674	43893	2689914	21	OTM 44.15	48800	ITM 652.75	-753	293777	1208	7188	87.05
18.15	143042	10512	2056039	-11855	OTM 18.15	22000	ITM 287.9	-4160	217103	-248	20586	29.85	56.55	83455	26119	2599586	-2492	OTM 56.55	48700	ITM 570.2	-1003	601814	-3985	12927	104.50
24.30	40995	15265	1073946	-2125	OTM 24.3	21950	ITM 242.4	-456	128079	4192	8390	34.35	79.15	87296	26843	2808159	-3226	OTM 79.15	48600	ITM 495.05	-1836	1220535	11381	36317	129.35
34.85	108046	42020	2255097	-1268	OTM 34.85	21900	ITM 202.5	-1523	651753	17409	30949	44.40	102.05	186949	32428	5287004	-13557	OTM 102.05	48500	ITM 422.5	-14139	3253993	5341	64208	156.80
47.60	83090	50287	1588414	5352	OTM 47.6	21850	ITM 168	-3869	724253	25088	35736	59.90	134.70	104029	28112	4784002	-9201	OTM 134.7	48400	ITM 352.75	-5674	3826451	12529	55357	187.05
66.95	120898	27623	3137865	-968	OTM 66.95	21800	ITM 135	-9162	2270624	33959	79831	76.90	175.00	103818	37973	6268954	-4958	OTM 175	48300	ITM 290	-15711	5522259	36451	87398	224.30
88.95	45878	3660	2105333	-1681	ATM 88.95	21750	ATM 108	-10698	2076217	18149	51543	99.90	188.70	72666	33931	4113133	-4741	ATM 223	48200	ATM 236.95	-23129	4850466	40421	98038	236.95
73.10	82320	14060	2455104	440	ITM 115	21700	OTM 84.1	-17062	3495636	51769	141481	84.10	145.15	27944	11359	1545092	-2157	ITM 279.4	48100	OTM 192.3	-11382	2724050	34400	77414	192.30
54.15	15173	1455	456621	-127	ITM 146.05	21650	OTM 65.4	-6899	1301155	27505	53769	65.40	106.70	56807	14920	1357041	-3534	ITM 341	48000	OTM 155.95	-1593	3738775	49970	153214	155.95
40.55	23768	-408	431253	-2421	ITM 182.45	21600	OTM 51	-4560	1812622	37044	108394	51.00	67.55	7408	2919	183937	-149	ITM 401.8	47900	OTM 124.45	-980	1625200	12790	45089	124.45
28.65	3802	180	51838	62	ITM 220.55	21550	OTM 38.9	-102	820224	14609	39357	38.90	40.75	7153	2202	129771	-104	ITM 475.0	47800	OTM 94	9647	1800329	52792	93775	94.00
18.50	24497	-1362	135623	-11	ITM 260.4	21500	OTM 29.9	-2378	1270499	-14469	110077	29.90	18.50	4944	1645	38855	-113	ITM 552.8	47700	OTM 74.15	-7847	1346321	29101	55556	74.15
11.70	1289	-58	5763	-13	ITM 303.6	21450	OTM 22.8	-266	525839	14217	36102	22.80	3.00	2562	91	18287	-6	ITM 637.3	47600	OTM 56.75	-6127	1232024	25077	54504	56.75
3.10	11960	-347	15247	-188	ITM 345	21400	OTM 17.65	86	739601	20160	71278	17.65	0.00	11242	-1709	43778	-146	ITM 725.1	47500	OTM 41.2	-2216	1664906	20240	90363	41.20
1.75	1140	-21	2355	5	ITM 393.65	21350	OTM 14	-140	412816	13280	33734	14.00	0.00	1269	-364	3839	6	ITM 819.4	47400	OTM 31.35	-4523	914705	40191	72691	31.35
	858162	154142								229724	833633			1067412	323822								367994	1022623	
23:11						01-Jan-2024 23:11:35	NIFTY NET OI	75582		Nifty50 PCR :	1.49	23:11							01-Jan-2024 23:11:35	BN NET OI	44172		Bank Nifty PCR :	1.14	

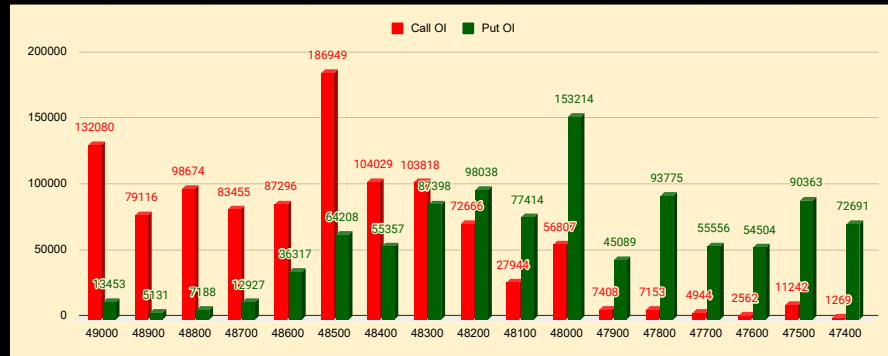
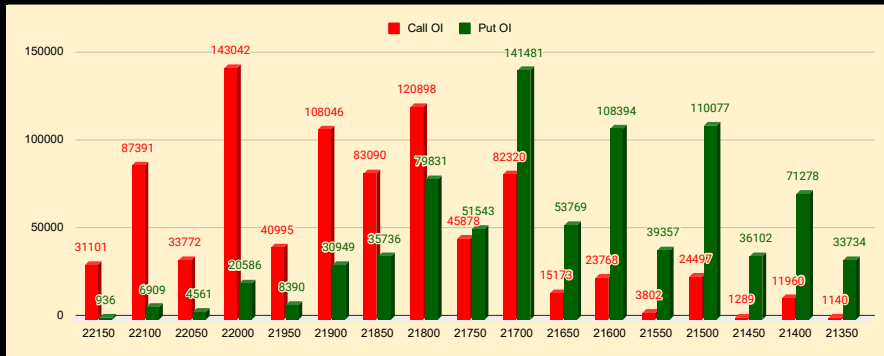
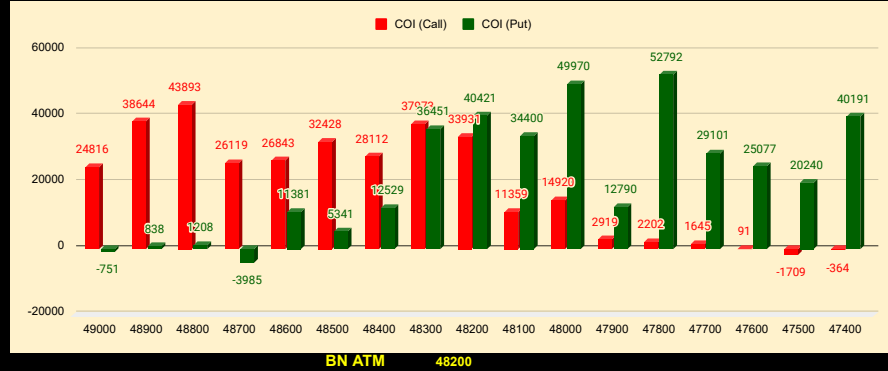
**NIFTY 50**

**BANK NIFTY**

01-Jan-2024 23:11:39 Monday



01-Jan-2024 23:11:39 Monday



## Golden Rules using OiDeer

### Avoid Signals of VWAP difference below 9-10 Points

9-10 प्वाइंट से नीचे VWAP अंतर के सिग्नल से बचें

PCR above 2 Strong Bullish & PCR Below 0.50 is Strong Bearish. If Call COI is negative then it will show 100 PCR and If Put COI is negative then it will show 0 PCR

PCR २ के ऊपर Strong बुलिश और PCR ०.५० के निचे स्ट्रॉंग बिअरिश। यदि कॉल COI नेगेटिव है तो यह 100 PCR दिखाएगा और यदि COI पुट नकारात्मक है तो यह 0 PCR दिखाएगा

**Rule 1) Both Nifty and Bank Nifty Oi data should be in same direction. If One is Negative and other is positive then Avoid Trade because कौन किसको अपनी तरफ खिंचेगा ये कह नहीं सकते. Let Both Nifty and BN Oi data in Same direction then look for any Opportunity.**

नियम 1) निफ्टी और बैंक निफ्टी दोनों डेटा एक ही दिशा में होने चाहिए। यदि एक नकारात्मक है और दूसरा सकारात्मक है तो व्यापार से बचें क्योंकि कौन किसको अपनी तरफ खिंचेगा ये कह नहीं सकते। निफ्टी और बीएन ओआई डेटा दोनों को एक ही दिशा में जाने दें और फिर किसी अवसर की तलाश करें।

**Rule 2) Safe traders can wait for All Three Singals become Same color. If all Three Signals are not Same then Please Avoide Trade.**

नियम 2) सुरक्षित ट्रेडर तीनों सिग्नल के एक ही रंग में आने का इंतजार कर सकते हैं। यदि तीनों संकेत समान नहीं हैं तो कृपया व्यापार से बचें।

**Rule 3) Any upside movement should be supported by short Covering and any downside movement should be supported by Long unwinding.**

नियम 3) किसी भी ऊपर की गतिविधि को शॉर्ट कवरींग द्वारा समर्थित किया जाना चाहिए और किसी भी नकारात्मक गतिविधि को लॉन्ग अनवाइंडिंग द्वारा समर्थित किया जाना चाहिए।

**Rule 4) if Oi data is Negative (Oi data below red line) and if market already given big downside movement, then please wait till market to Go Up near VWAP and Return then Buy Put PE with SL above VWAP. (VWAP Difference below 10 is best for taking Position)**

नियम 4) यदि Oi डेटा नकारात्मक है (लाल रेखा के नीचे Oi डेटा) और यदि बाजार में पहले से ही बड़ी गिरावट है, तो कृपया VWAP के पास बाजार के ऊपर जाने तक प्रतीक्षा करें और फिर VWAP के ऊपर SL के साथ PE खरीदें। (VWAP अंतर 10 से कम स्थिति लेने के लिए सबसे अच्छा है)

**Rule 5) if Oi is Positive (Oi data above red line) and if market already given big upside movement then wait for market to come down near VWAP and go up then Buy Call CE with SL below VWAP. (VWAP Difference below 10 is best for taking Position)**

नियम 5) यदि Oi धनात्मक है (लाल रेखा के ऊपर Oi डेटा) और यदि बाजार में पहले से ही बड़ी तेजी है तो बाजार के VWAP के पास नीचे आने और ऊपर जाने की प्रतीक्षा करें, फिर VWAP के नीचे SL के साथ कॉल CE खरीदें। (VWAP अंतर 10 से कम स्थिति लेने के लिए सबसे अच्छा है)

**Rule 6) In Reversal Case, Take Trade on the Basis of Price Action and VWAP Signal because Net Oi Signal Come Latter.**

नियम 6) रिवर्सल केस में, प्राइस एक्शन और VWAP सिग्नल के आधार पर Trade लें क्योंकि नेट Oi सिग्नल बाद में आते हैं।

**Rule 7) When your target is done of 40-50 points, Close your PC/laptop and don't look back to Market and Enjoy the day. (निफ्टी बुलाती है मगर जानेका नहीं)**

नियम 7) जब आपका लक्ष्य 40-50 अंक का हो जाए, तो अपना पीसी/लैपटॉप बंद कर दें और बाजार की ओर मुड़कर न देखें और दिन का आनंद लें। (निफ्टी बुलाती है मगर जानेका नहीं)

**Rule 8) Do not try to catch every movement. Do not Overtrade.**

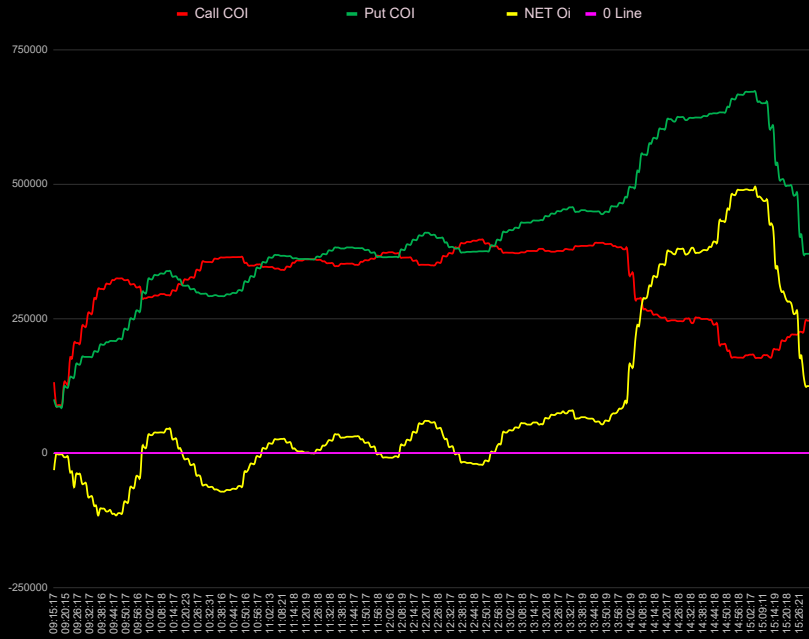
नियम 8) हर Movement को पकड़ने की कोशिश न करें। ओवरट्रेड न करें।

**Wish you Happy Trading Day 👍**

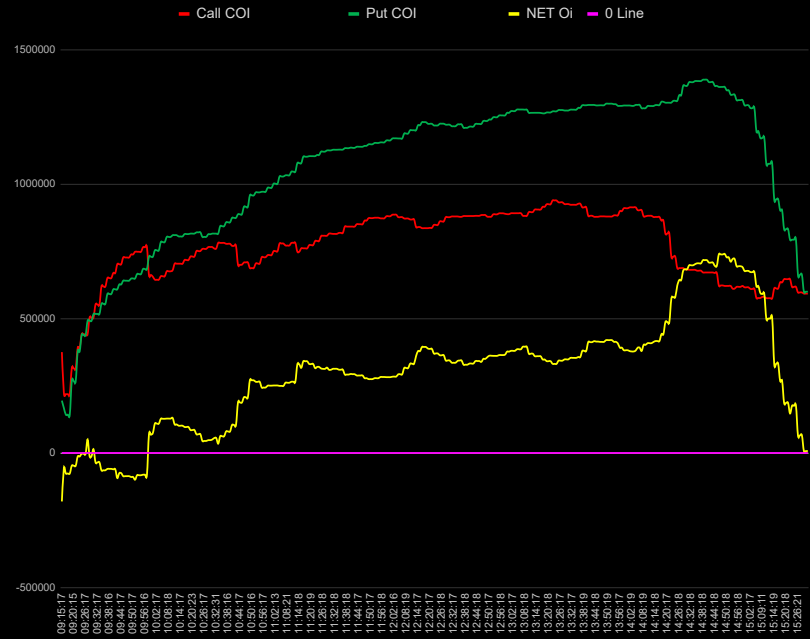
**आपको ट्रेडिंग दिवस की शुभकामनाएं 👍**



**- Team OiDeer**



### NIFTY 50







### BANK NIFTY



Nifty ATM	Nifty Spot	Nifty Pre Cl	Nifty Open	Nifty High	Nifty Low	India VIX	Current Expiry	Exp High	21,894.70	60.35	Not Break	Resistanc	22000	BN ATM	BN Spot	BN Pre CL	BN Open	BN High	BN Low	India VIX	Monday		Exp High	48,573.80	123.80	Not Break	Resistanc	48500
21750	21,741.80	21731.4	21,727.75	21,834.35	21,680.85	14.68	2024-01-04	Exp Low	21,660.80	120.05	Not Break	Support	21700	48200	48,234.30	48,292.25	48,203.45	48,450.00	48,044.15	14.68			Exp Low	47,833.10	211.05	Not Break	Support	48000
Time	Call COI (Bearish ▼)	Call COI (+▲▼)	Short Covering	Put COI (Bullish ▲)	Put COI (+▲▼)	Long UW	NET Oi	+▲▼	Net Oi Signal	Price Action Signal		Nifty PCR	Nifty LTP	Time	Call COI (Bearish ▼)	Call COI (+▲▼)	Short Covering	Put COI (Bullish ▲)	Put COI (+▲▼)	Long Unwinding	NET Oi	+▲▼	Net Oi Signal	Price Action Signal		BN PCR	BN LTP	
09:14:41	131614	0		99666	0		-31948	0	Bearish	Wait		0.76	21,727.75	09:14:41	375062	0		194717	0		-180345	0	Bearish	Wait		0.52	48,203.45	
09:19:41	130014	-1600	Short C	122263	22597		-7751	24197	Bearish	Wait		0.94	21,704.10	09:19:41	314770	-60292	Short C	267307	72590		-47463	132882	Bearish	Wait		0.85	48,159.15	
09:24:41	204568	74444		140770	18507		-63688	-55937	Bearish	Wait		0.69	21,694.35	09:24:41	441431	126661		438408	171101		-3023	44440	Bearish	Wait		0.99	48,167.25	
09:29:41	235667	31209		178697	37927		-56970	6718	Bearish	Bearish		0.76	21,703.55	09:29:41	503173	61742		491520	53112		-11653	-8630	Bearish	Bearish		0.98	48,189.05	
09:34:41	286927	51260		188726	10029		-98201	-41231	Bearish	Bearish		0.66	21,699.55	09:34:41	619151	115978		554678	63158		-64473	-52820	Bearish	Bullish		0.9	48,187.95	
09:39:42	305042	18115		201359	12633		-103683	-5482	Bearish	Bullish		0.66	21,704.55	09:39:42	650475	31324		591283	36605		-59192	5281	Bearish	Bullish		0.91	48,240.10	
09:44:41	321355	16313		208286	6927		-113069	-9386	Bearish	Bearish		0.65	21,701.80	09:44:41	701973	51498		626773	35490		-75200	-16008	Bearish	Bullish		0.89	48,206.30	
09:49:41	321403	48		230119	21833		-91284	21785	Bearish	Bullish		0.72	21,712.95	09:49:41	738348	36375		648879	22106		-89469	-14269	Bearish	Bullish		0.88	48,213.20	
09:54:40	313720	-7683	Short C	249298	19179		-64422	26862	Bearish	Bullish		0.79	21,727.90	09:54:40	748263	9915		665361	16482		-82902	6567	Bearish	Bullish		0.89	48,245.85	
09:59:41	287745	-25975	Short C	298096	48798		10351	74773	Bullish	Bullish		1.04	21,729.10	09:59:41	662170	-86093	Short C	729902	64541		67732	150634	Bullish	Bullish		1.1	48,297.95	
10:04:41	292749	5004		330602	32506		37853	27502	Bullish	Bullish		1.13	21,727.75	10:04:41	657231	-4939	Short C	784339	54437		127108	59376	Bullish	Bullish		1.19	48,294.90	
10:09:41	295452	2703		333614	3012		38162	309	Bullish	Bearish		1.13	21,715.00	10:09:41	675625	18394		803481	19142		127856	748	Bullish	Bullish		1.19	48,267.45	
10:14:43	302105	6653		328210	-5404	Long UW	26105	-12057	Bullish	Bearish		1.09	21,705.10	10:14:43	703985	28360		805349	1868		101364	-26492	Bullish	Bearish		1.14	48,247.30	
10:19:41	322375	20270		311003	-17207	Long UW	-11372	-37477	Bearish	Bearish		0.96	21,714.90	10:19:41	730566	26581		815847	10498		85281	-16083	Bullish	Bearish		1.12	48,252.45	
10:24:41	326672	4297		304719	-6284	Long UW	-21953	-10581	Bearish	Bearish		0.93	21,701.25	10:24:41	750885	20319		820459	4612		69574	-15707	Bullish	Bearish		1.09	48,232.25	
10:29:41	355587	28915		296086	-8633	Long UW	-59501	-37548	Bearish	Bullish		0.83	21,710.00	10:29:41	765924	15039		813554	-6905	Long UW	47630	-21944	Bullish	Bullish		1.06	48,248.05	
10:34:41	361057	5470		293299	-2787	Long UW	-67758	-8257	Bearish	Bullish		0.81	21,716.30	10:34:41	781269	15345		843378	29824		62109	14479	Bullish	Bullish		1.08	48,272.60	
10:39:42	363461	2404		291654	-1645	Long UW	-71807	-4049	Bearish	Bullish		0.8	21,720.45	10:39:42	777924	-3345	Short C	857894	14516		79970	17861	Bullish	Bullish		1.1	48,279.55	
10:44:42	364169	708		297534	5880		-66635	5172	Bearish	Bullish		0.82	21,728.05	10:44:42	700099	-77825	Short C	887682	29788		187583	107613	Bullish	Bullish		1.27	48,313.95	
10:49:41	353725	-10444	Short C	318310	20776		-35415	31220	Bearish	Bullish		0.9	21,728.30	10:49:41	687896	-12203	Short C	958004	70322		270108	82525	Bullish	Bullish		1.39	48,326.30	
10:54:41	348450	-5275	Short C	328277	9967		-20173	15242	Bearish	Bullish		0.94	21,738.55	10:54:41	704648	16752		969254	12550		264606	-5502	Bullish	Bullish		1.38	48,336.00	
10:59:41	346190	-2260	Short C	354497	26220		8307	28480	Bullish	Bullish		1.02	21,735.20	10:59:41	735972	31324		986307	17053		250335	-14271	Bullish	Bullish		1.34	48,318.15	
11:04:43	342893	-3297	Short C	368046	13549		25153	16846	Bullish	Bullish		1.07	21,739.20	11:04:43	778832	42860		1028303	41996		249471	-864	Bullish	Bullish		1.32	48,337.20	
11:09:42	340643	-2250	Short C	366657	-1389	Long UW	26014	861	Bullish	Bearish		1.08	21,733.75	11:09:42	771588	-7244	Short C	1032778	4475		261190	11719	Bullish	Bearish		1.34	48,323.45	
11:14:41	353620	12977		362128	-4529	Long UW	8508	-17506	Bullish	Bearish		1.02	21,734.00	11:14:41	748732	-22856	Short C	1077920	45142		329188	67998	Bullish	Bullish		1.44	48,331.50	
11:19:42	359927	6307		360731	-1397	Long UW	804	-7704	Bullish	Bearish		1	21,732.45	11:19:42	773065	24333		1103909	25989		330844	1656	Bullish	Bearish		1.43	48,306.85	
11:24:42	360449	522		359958	-773		-491	-1295	Bearish	Bullish		1	21,736.20	11:24:42	788471	15406		1108328	4419		319857	-10987	Bullish	Bearish		1.41	48,321.25	
11:29:42	356344	-4105	Short C	369788	9830		13444	13935	Bullish	Bullish		1.04	21,745.25	11:29:42	815819	27348		1125304	16976		309485	-10372	Bullish	Bearish		1.38	48,323.60	
11:34:42	347675	-8669	Short C	381913	12125		34238	20794	Bullish	Bullish		1.1	21,739.35	11:34:42	818492	2673		1128165	2861		309673	188	Bullish	Bullish		1.38	48,320.05	
11:39:41	351631	3956		380284	-1629	Long UW	28653	-5585	Bullish	Bearish		1.08	21,732.50	11:39:41	841890	23398		1133587	5422		291697	-17976	Bullish	Bearish		1.35	48,304.75	
11:44:42	349973	-1658	Short C	380900	616		30927	2274	Bullish	Bearish		1.09	21,735.15	11:44:42	850785	8895		1138896	5309		288111	-3586	Bullish	Bearish		1.34	48,310.80	
11:49:40	358334	8361		377457	-3443	Long UW	19123	-11804	Bearish	Bearish		1.05	21,731.55	11:49:40	873430	22645		1148068	9172		274638	-13473	Bullish	Bearish		1.31	48,319.55	
11:54:42	361226	2892		372561	-4896	Long UW	11335	-7788	Bullish	Bullish		1.03	21,736.65	11:54:42	874893	1463		1152949	4881		278056	3418	Bullish	Bullish		1.32	48,325.35	
11:59:41	372154	10928		363970	-8591	Long UW	-8184	-19519	Bearish	Bearish		0.98	21,733.35	11:59:41	880503	5610		1162429	9480		281926	3870	Bullish	Bullish		1.32	48,317.95	
12:04:42	371127	-1027	Short C	364754	784		-6373	1811	Bearish	Bearish		0.98	21,725.80	12:04:42	877086	-3417	Short C	1169710	7281		292624	10698	Bullish	Bearish		1.33	48,301.35	
12:09:43	363330	-7797	Short C	377774	13020		14444	20817	Bullish	Bearish		1.04	21,721.85	12:09:43	872000	-5086	Short C	1187940	18230		315940	23316	Bullish	Bearish		1.36	48,295.75	
12:14:42	357609	-5721	Short C	396143	18369		38534	24090	Bullish	Bullish		1.11	21,734.50	12:14:42	840171	-31829	Short C	1218962	31022		378791	62851	Bullish	Bullish		1.45	48,335.00	
12:19:42	349912	-7697	Short C	409365	13222		59453	20919	Bullish	Bullish		1.17	21,734.45	12:19:42	836098	-4073	Short C	1224285	5323		388187	9396	Bullish	Bullish		1.46	48,321.80	
12:24:42	348934	-978		405518	-3847	Long UW	56584	-2869	Bullish	Bearish		1.16	21,720.10	12:24:42	848090	11992		1218135	-6150	Long UW	370045	-18142	Bullish	Bullish		1.44	48,299.80	
12:29:42	365739	16805		391444	-14074	Long UW	25705	-30879	Bullish	Bearish		1.07	21,721.15	12:29:42	876951	28861		1220949	2814		343998	-26047	Bullish	Bearish		1.39	48,301.90	
12:34:41	381799	16060		380154	-112																							

Nifty ATM	Nifty Spot	Nifty Pre Cl	Nifty Open	Nifty High	Nifty Low	India VIX	Current Expiry	Exp High	21,894.70	60.35	Not Break	Resistanc	22000	BN ATM	BN Spot	BN Pre CL	BN Open	BN High	BN Low	India VIX	Monday		Exp High	48,573.80	123.80	Not Break	Resistanc	48500	
21750	21,741.80	21731.4	21,727.75	21,834.35	21,680.85	14.68	2024-01-04	Exp Low	21,660.80	120.05	Not Break	Support	21700	48200	48,234.30	48,292.25	48,203.45	48,450.00	48,044.15	14.68			Exp Low	47,833.10	211.05	Not Break	Support	48000	
Time	Call COI (Bearish ▼)	Call COI (+▲▼)	Short Covering	Put COI (Bullish ▲)	Put COI (+▲▼)	Long UW	NET Oi	+▲▼	Net Oi Signal	Price Action Signal			Nifty PCR	Nifty LTP	Time	Call COI (Bearish ▼)	Call COI (+▲▼)	Short Covering	Put COI (Bullish ▲)	Put COI (+▲▼)	Long Unwinding	NET Oi	+▲▼	Net Oi Signal	Price Action Signal			BN PCR	BN LTP
14:14:42	257429	-10534	Short C	585491	30554		328062	-41088	Bullish	Bullish			2.27	21,789.35	14:14:42	877721	-2437	Short C	1293906	11636		416185	14073	Bullish	Bullish			1.47	48,342.30
14:19:43	251586	-5843	Short C	602459	16968		350873	-22811	Bullish	Bullish			2.39	21,792.85	14:19:43	815845	-61876	Short C	1302768	8862		486923	70738	Bullish	Bullish			1.6	48,386.05
14:24:45	245148	-6438	Short C	624527	22068		379379	-28506	Bullish	Bullish			2.55	21,788.65	14:24:45	687637	-128208	Short C	1309721	6953		622084	135161	Bullish	Bullish			1.9	48,395.90
14:29:43	249718	4570		619414	-5113	Long UW	369696	-9683	Bullish	Bearish			2.48	21,789.15	14:29:43	682647	-4990	Short C	1365717	55996		683070	60986	Bullish	Bullish			2	48,405.55
14:34:43	251453	1735		623779	4365		372326	2630	Bullish	Bearish			2.48	21,792.75	14:34:43	681132	-1515	Short C	1383282	17565		702150	19080	Bullish	Bullish			2.03	48,400.80
14:39:43	249207	-2246	Short C	626518	2739		377311	4985	Bullish	Bullish			2.51	21,788.95	14:39:43	671233	-9899	Short C	1388288	5006		717055	14905	Bullish	Bearish			2.07	48,381.30
14:44:44	239021	-10186	Short C	631658	5140		392637	-15326	Bullish	Bullish			2.64	21,807.20	14:44:44	669361	-1872	Short C	1365305	-22983	Long UW	695944	-21111	Bullish	Bullish			2.04	48,436.05
14:49:41	202238	-36783	Short C	633325	1667		431087	38450	Bullish	Bullish			3.13	21,816.50	14:49:41	621206	-48155	Short C	1361365	-3940	Long UW	740159	44215	Bullish	Bullish			2.19	48,410.75
14:54:42	177940	-24298	Short C	657921	24596		479981	48894	Bullish	Bullish			3.7	21,821.60	14:54:42	611213	-9993	Short C	1332672	-28693	Long UW	721459	-18700	Bullish	Bullish			2.18	48,403.80
14:59:42	181423	3483		671413	13492		489990	10009	Bullish	Bullish			3.7	21,823.95	14:59:42	616106	4893		1293201	-39471	Long UW	677095	-44364	Bullish	Bearish			2.1	48,407.75
15:04:42	176847	-4576	Short C	671724	311		494877	4887	Bullish	Bearish			3.8	21,799.55	15:04:42	610003	-6103	Short C	1282616	-10585	Long UW	672613	-4482	Bullish	Bearish			2.1	48,337.90
15:09:43	181746	4899		650466	-21258	Long UW	468720	-26157	Bullish	Bearish			3.58	21,774.65	15:09:43	580328	-29675	Short C	1171437	-111179	Long UW	591109	-81504	Bullish	Bearish			2.02	48,293.60
15:14:49	192499	10753		539015	-111451	Long UW	346516	-122204	Bullish	Bearish			2.8	21,725.70	15:14:49	611884	31556		943528	-227909	Long UW	331644	-259465	Bullish	Bearish			1.54	48,226.00
15:19:42	208421	15922		497077	-41938	Long UW	288656	-57860	Bullish	Bearish			2.38	21,721.05	15:19:42	646376	34492		832622	-110906	Long UW	186246	-145398	Bullish	Bearish			1.29	48,177.85
15:24:43	220150	11729		479575	-17502	Long UW	259425	-29231	Bullish	Bearish			2.18	21,691.30	15:24:43	617747	-28629	Short C	793167	-39455	Long UW	175420	-10826	Bullish	Bearish			1.28	48,077.80
15:29:43	245970	25820		370344	-109231	Long UW	124374	-135051	Bullish	Bearish			1.51	21,686.20	15:29:43	592636	-25111	Short C	599767	-193400	Long UW	7131	-168289	Bullish	Bearish			1.01	48,048.35

Nifty ATM	Nifty Spot	Nifty Pre Cl	Nifty Open	Nifty High	Nifty Low	India VIX	Current Expiry	Exp High	21,894.70	60.35	Not Break	Resistanc	22000	BN ATM	BN Spot	BN Pre CL	BN Open	BN High	BN Low	India VIX	Monday		Exp High	48,573.80	123.80	Not Break	Resistanc	48500
21760	21,741.80	21731.4	21,727.75	21,834.35	21,680.85	14.68	2024-01-04	Exp Low	21,660.80	120.05	Not Break	Support	21700	48200	48,234.30	48,292.25	48,203.45	48,450.00	48,044.15	14.68			Exp Low	47,833.10	211.05	Not Break	Support	48000
Time	Call COI (Bearish ▼)	Call COI (+▲▼)	Short Covering	Put COI (Bullish ▲)	Put COI (+▲▼)	Long UW	NET Oi	+▲▼	Net Oi Signal	Price Action Signal		Nifty PCR	Nifty LTP	Time	Call COI (Bearish ▼)	Call COI (+▲▼)	Short Covering	Put COI (Bullish ▲)	Put COI (+▲▼)	Long Unwinding	NET Oi	+▲▼	Net Oi Signal	Price Action Signal		BN PCR	BN LTP	
09:19:20	130014	0		122263	0		-7751	0	Bearish	Wait		0.94	21,704.10	09:19:20	314770	0		267307	0		-47463	0	Bearish	Wait		0.85	48,159.15	
09:29:20	235667	105653		178697	56434		-56970	-49219	Bearish	Bearish		0.76	21,703.55	09:29:20	503173	188403		491520	224213		-11653	35810	Bearish	Bullish		0.98	48,189.05	
09:39:19	305042	69375		201359	22662		-103683	-46713	Bearish	Bullish		0.66	21,704.55	09:39:19	650475	147302		591283	99763		-59192	-47539	Bearish	Bullish		0.91	48,240.10	
09:49:20	321403	16361		230119	28760		-91284	-12399	Bearish	Bullish		0.72	21,712.95	09:49:20	738348	87873		648879	57596		-89469	-30277	Bearish	Bearish		0.88	48,213.20	
09:59:19	287745	-33658	Short C	298096	67977		10351	101635	Bullish	Bullish		1.04	21,729.10	09:59:19	662170	-76178	Short C	729902	81023		67732	157201	Bullish	Bullish		1.1	48,297.95	
10:09:20	295452	7707		333614	35518		38162	27811	Bullish	Bearish		1.13	21,715.00	10:09:20	675625	13455		803481	73579		127856	60124	Bullish	Bearish		1.19	48,267.45	
10:19:20	322375	26923		311003	-22611	Long UW	-11372	-49534	Bearish	Bearish		0.96	21,714.90	10:19:20	730566	54941		815847	12366		85281	-42575	Bullish	Bearish		1.12	48,252.45	
10:29:20	355587	33212		296086	-14917	Long UW	-59501	-48129	Bearish	Bearish		0.83	21,710.00	10:29:20	765924	35358		813554	-2293	Long UW	47630	-37651	Bullish	Bearish		1.06	48,248.05	
10:39:20	363461	7874		291654	-4432	Long UW	-71807	-12306	Bearish	Bullish		0.8	21,720.45	10:39:20	777924	12000		857894	44340		79970	32340	Bullish	Bullish		1.1	48,279.55	
10:49:19	353725	-9736	Short C	318310	26556		-35415	36392	Bearish	Bullish		0.9	21,728.30	10:49:19	687896	-90028	Short C	958004	100110		270108	190138	Bullish	Bullish		1.39	48,326.30	
10:59:21	346190	-7535	Short C	354497	36187		8307	43722	Bullish	Bullish		1.02	21,735.20	10:59:21	735972	48076		986307	28303		250335	-19773	Bullish	Bearish		1.34	48,318.15	
11:09:21	340643	-5547	Short C	366657	12160		26014	17707	Bullish	Bearish		1.08	21,733.75	11:09:21	771588	35616		1032778	46471		261190	10855	Bullish	Bullish		1.14	48,323.45	
11:19:20	359927	19284		360731	-5926	Long UW	804	-25210	Bullish	Bearish		1	21,732.45	11:19:20	773065	1477		1103909	71131		330844	69654	Bullish	Bearish		1.43	48,306.85	
11:29:20	356344	-3583	Short C	369788	9057		13444	12640	Bullish	Bullish		1.04	21,745.25	11:29:20	815819	42754		1125304	21395		309485	-21359	Bullish	Bullish		1.38	48,323.60	
11:39:23	351631	-4713	Short C	380284	10496		28653	15209	Bullish	Bearish		1.08	21,732.50	11:39:23	841890	26071		1133587	8283		291697	-17788	Bullish	Bearish		1.35	48,304.75	
11:49:21	358334	6703		377457	-2827	Long UW	19123	-9530	Bullish	Bearish		1.05	21,731.55	11:49:21	873430	31540		1148068	14481		274638	-17059	Bullish	Bullish		1.31	48,319.55	
11:59:20	372154	13820		363970	-13487	Long UW	-8184	-27307	Bearish	Bullish		0.98	21,733.35	11:59:20	880503	7073		1162429	14361		281926	7288	Bullish	Bearish		1.32	48,317.95	
12:09:22	363330	-8824	Short C	377774	13804		14444	22628	Bullish	Bearish		1.04	21,721.85	12:09:22	872000	-8503	Short C	1187940	25511		315940	34014	Bullish	Bearish		1.36	48,295.75	
12:19:21	349912	-13418	Short C	409365	31591		59453	45009	Bullish	Bullish		1.17	21,734.45	12:19:21	836098	-35902	Short C	1224285	36345		388187	72247	Bullish	Bullish		1.46	48,321.80	
12:29:20	365739	15827		391444	-17921	Long UW	25705	-33748	Bullish	Bearish		1.07	21,721.15	12:29:20	876951	40853		1220949	-3336	Long UW	343998	-44189	Bullish	Bearish		1.39	48,301.90	
12:39:21	389881	24142		373040	-18404	Long UW	-16841	-42546	Bearish	Bullish		0.96	21,724.40	12:39:21	881148	4197		1209527	-11422	Long UW	328379	-15619	Bullish	Bearish		1.37	48,300.80	
12:49:20	389731	-150		375229	2189		-14502	2339	Bearish	Bullish		0.96	21,744.65	12:49:20	878689	-2459	Short C	1234850	25323		356161	27782	Bullish	Bullish		1.41	48,317.80	
12:59:20	372563	-17168	Short C	410695	35466		38132	52634	Bullish	Bearish		1.1	21,742.90	12:59:20	888197	9508		1265032	30182		376835	20674	Bullish	Bearish		1.42	48,310.85	
13:09:20	373048	485		428163	17468		55115	16983	Bullish	Bearish		1.15	21,739.85	13:09:20	881984	-6213	Short C	1276767	11735		394783	17948	Bullish	Bullish		1.45	48,315.40	
13:19:21	375799	2751		440223	12060		64424	9309	Bullish	Bullish		1.17	21,741.05	13:19:21	925014	43030		1266376	-10391	Long UW	341362	-53421	Bullish	Bearish		1.37	48,299.55	
13:29:21	379089	3290		453048	12825		73959	9535	Bullish	Bullish		1.2	21,743.60	13:29:21	925668	654		1273678	7302		348010	6648	Bullish	Bullish		1.38	48,306.30	
13:39:22	385034	5945		451448	-1600	Long UW	66414	-7545	Bullish	Bullish		1.17	21,748.45	13:39:22	913641	-12027	Short C	1293167	19489		379526	31516	Bullish	Bullish		1.42	48,330.85	
13:49:21	388545	3511		448536	-2912	Long UW	59991	-6423	Bullish	Bullish		1.15	21,754.10	13:49:21	879386	-34255	Short C	1299024	5857		419638	40112	Bullish	Bearish		1.48	48,312.75	
13:59:21	378847	-9698	Short C	475832	27296		96985	36994	Bullish	Bullish		1.26	21,767.65	13:59:21	910228	30842		1292250	-6774	Long UW	382022	-37616	Bullish	Bullish		1.42	48,332.25	
14:09:24	267963	-110884	Short C	554937	79105		286974	189989	Bullish	Bullish		2.07	21,776.10	14:09:24	880158	-30070	Short C	1282270	-9980	Long UW	402112	20090	Bullish	Bullish		1.46	48,334.80	
14:19:21	251586	-16377	Short C	602459	47522		350873	63899	Bullish	Bullish		2.39	21,792.85	14:19:21	815845	-64313	Short C	1302768	20498		486923	84811	Bullish	Bullish		1.6	48,386.05	
14:29:24	249718	-1868	Short C	619414	16955		369696	18823	Bullish	Bearish		2.48	21,789.15	14:29:24	682647	-133198	Short C	1365717	62949		683070	196147	Bullish	Bullish		2	48,405.55	
14:39:20	249207	-511		626518	7104		377311	7615	Bullish	Bearish		2.51	21,788.95	14:39:20	671233	-11414	Short C	1388288	22571		717055	33985	Bullish	Bearish		2.07	48,381.30	
14:49:21	202238	-46969	Short C	633325	6807		431087	53776	Bullish	Bullish		3.13	21,816.50	14:49:21	621206	-50027	Short C	1361365	-26923	Long UW	740159	23104	Bullish	Bullish		2.19	48,410.75	
14:59:21	181423	-20815	Short C	671413	38088		489990	58903	Bullish	Bullish		3.7	21,823.95	14:59:21	616106	-5100	Short C	1293201	-68164	Long UW	677095	-63064	Bullish	Bearish		2.1	48,407.75	
15:09:21	181746	323		650466	-20947	Long UW	468720	-21270	Bullish	Bearish		3.58	21,774.65	15:09:21	580328	-35778	Short C	1171437	-121764	Long UW	591109	-85986	Bullish	Bearish		2.02	48,293.60	
15:19:25	208421	26675		497077	-153389	Long UW	288656	-180064	Bullish	Bearish		2.38	21,721.05	15:19:25	646376	66048		832622	-338815	Long UW	186246	-404863	Bullish	Bearish		1.29	48,177.85	
15:29:22	245970	37549		370344	-126733	Long UW	124374	-164282	Bullish	Bearish		1.51	21,686.20	15:29:22	592636	-53740	Short C	599767	-232855	Long UW	7131	-179115	Bullish	Bearish		1.01	48,048.35	

Nifty ATM	Nifty Spot	Nifty Pre Cl	Nifty Open	Nifty High	Nifty Low	India VIX	Current Expiry	Exp High	21,894.70	60.35	Not Break	Resistanc	22000	BN ATM	BN Spot	BN Pre CL	BN Open	BN High	BN Low	India VIX	Monday		Exp High	48,573.80	123.80	Not Break	Resistanc	48500
21750	21,741.80	21731.4	21,727.75	21,834.35	21,680.85	14.68	2024-01-04	Exp Low	21,560.80	120.05	Not Break	Support	21700	48200	48,234.30	48,292.25	48,203.45	48,450.00	48,044.15	14.68			Exp Low	47,833.10	211.05	Not Break	Support	48000
Time	Call COI (Bearish ▼)	Call COI (+▲▼)	Short Covering	Put COI (Bullish ▲)	Put COI (+▲▼)	Long UW	NET Oi	+▲▼	Net Oi Signal	Price Action Signal		Nifty PCR	Nifty LTP	Time	Call COI (Bearish ▼)	Call COI (+▲▼)	Short Covering	Put COI (Bullish ▲)	Put COI (+▲▼)	Long Unwinding	NET Oi	+▲▼	Net Oi Signal	Price Action Signal		BN PCR	BN LTP	
09:23:14	176139	0		140770	0		-35369	0	Bearish	Wait		0.8	21,693.80	09:23:14	390963	0		377787	0		-13176	0	Bearish	Wait		0.97	48,168.95	
09:38:14	305042	128903		201359	60589		-103683	-68314	Bearish	Bullish		0.66	21,710.30	09:38:14	650475	259512		591283	213496		-59192	-46016	Bearish	Bullish		0.91	48,254.60	
09:53:13	313720	8678		249298	47939		-64422	39261	Bearish	Bullish		0.79	21,723.60	09:53:13	748263	97788		665361	74078		-82902	-23710	Bearish	Bearish		0.89	48,226.50	
10:08:15	295452	-18268	Short C	333614	84316		38162	102584	Bullish	Bearish		1.13	21,714.40	10:08:15	675625	-77638	Short C	803481	138120		127856	210758	Bullish	Bullish		1.19	48,248.45	
10:23:13	326672	31220		304719	-28895	Long UW	-21953	-60115	Bearish	Bearish		0.93	21,701.35	10:23:13	750884	75259		820459	16978		69575	-58281	Bullish	Bearish		1.09	48,231.65	
10:38:13	363461	36789		291654	-13065	Long UW	-71807	-49854	Bearish	Bullish		0.8	21,714.85	10:38:13	777924	27040		857894	37435		79970	10395	Bullish	Bullish		1.1	48,257.95	
10:53:12	348450	-15011	Short C	328277	36623		-20173	51634	Bearish	Bullish		0.94	21,736.20	10:53:12	704648	-73276	Short C	969254	111360		264606	184636	Bullish	Bullish		1.38	48,334.75	
11:08:15	340643	-7807	Short C	366657	38380		26014	46187	Bullish	Bearish		1.08	21,733.95	11:08:15	771588	66940		1032778	63524		261190	-3416	Bullish	Bearish		1.34	48,326.25	
11:23:15	360449	19806		359958	-6699	Long UW	-491	-26505	Bearish	Bullish		1	21,738.85	11:23:15	788471	16883		1108328	75550		319857	58667	Bullish	Bearish		1.41	48,315.55	
11:38:15	351631	-8818	Short C	380284	20326		28653	29144	Bullish	Bearish		1.08	21,730.85	11:38:15	841890	53419		1133587	25259		291697	-28160	Bullish	Bearish		1.35	48,299.30	
11:53:14	361226	9595		372561	-7723	Long UW	11935	-17318	Bullish	Bullish		1.03	21,736.35	11:53:14	874893	33003		1152949	19362		278056	-13641	Bullish	Bullish		1.32	48,319.30	
12:08:15	363330	2104		377774	5213		14444	3109	Bullish	Bearish		1.04	21,724.75	12:08:15	872000	-2893	Short C	1187940	34991		315940	37884	Bullish	Bearish		1.36	48,305.00	
12:23:14	348934	-14396	Short C	405518	27744		56584	42140	Bullish	Bearish	Short C	1.16	21,723.40	12:23:14	848090	-23910	Short C	1218135	30195		370045	54105	Bullish	Bullish		1.44	48,307.40	
12:38:15	389881	40947		373040	-32478	Long UW	-16841	-73425	Bearish	Bullish		0.96	21,727.70	12:38:15	881148	33058		1209527	-8608	Long UW	328379	-41666	Bullish	Bearish		1.37	48,304.20	
12:53:16	384257	-5624	Short C	385709	12669		1452	18293	Bullish	Bullish		1	21,743.30	12:53:16	887519	6371		1248670	39143		361151	32772	Bullish	Bullish		1.41	48,306.25	
13:08:14	373048	-11209	Short C	428163	42454		55115	53663	Bullish	Bearish	Short C	1.15	21,740.70	13:08:14	881984	-5535	Short C	1276767	28097		394783	33632	Bullish	Bullish		1.45	48,319.70	
13:23:13	374306	1258		445015	16852		70709	15594	Bullish	Bullish		1.19	21,743.15	13:23:13	939153	57169		1270561	-6206	Long UW	331408	-63375	Bullish	Bearish		1.35	48,301.50	
13:38:15	385034	10728		451448	6433		66414	-4295	Bullish	Bullish		1.17	21,746.30	13:38:15	913641	-25512	Short C	1293167	22606		379526	48118	Bullish	Bullish		1.42	48,317.00	
13:53:14	384909	-125		458430	6982		73521	7107	Bullish	Bullish		1.19	21,754.30	13:53:14	883768	-29873	Short C	1297029	3862		413261	33735	Bullish	Bearish		1.47	48,309.00	
14:08:15	267963	-116946	Short C	554937	96507		286974	213453	Bullish	Bullish		2.07	21,781.00	14:08:15	880158	-3610	Short C	1282270	-14759	Long UW	402112	-11149	Bullish	Bullish		1.46	48,341.55	
14:23:15	246673	-21290	Short C	616787	61850		370114	83140	Bullish	Bullish		2.5	21,788.90	14:23:15	730059	-150099	Short C	1309721	27451		579662	177550	Bullish	Bullish		1.79	48,390.45	
14:38:16	249207	2534		626518	9731		377311	7197	Bullish	Bullish		2.51	21,796.10	14:38:16	671233	-58826	Short C	1388288	78567		717055	137393	Bullish	Bullish		2.07	48,398.25	
14:53:14	177940	-71267	Short C	657921	31403		479981	102670	Bullish	Bullish		3.7	21,824.35	14:53:14	611213	-60020	Short C	1332672	-55616	Long UW	721459	4404	Bullish	Bullish		2.18	48,405.15	
15:08:16	181746	3806		650466	-7455	Long UW	468720	-11261	Bullish	Bearish		3.58	21,798.20	15:08:16	580328	-30885	Short C	1171437	-161235	Long UW	591109	-130350	Bullish	Bearish		2.02	48,352.20	
15:23:16	220150	38404		479575	-170891	Long UW	259425	-209295	Bullish	Bearish		2.18	21,689.40	15:23:16	617747	37419		793167	-378270	Long UW	175420	-415689	Bullish	Bearish		1.28	48,077.35	

Bank Nifty Component						Nifty Component					
Sr No	Name	LTP	Prev Cl	Change	Gainer	Sr No	Name	LTP	Prev Cl	Change	Gainer
1	HDFC Bank	1,698.10	1,709.25	-11.15	6	1	RELIANCE	2588.45	2584.95	3.50	23
2	ICICI Bank	999.40	996.60	2.80	Looser	2	HDFCBANK	1692.90	1709.25	-16.35	Looser
3	SBI	641.35	642.05	-0.70	6	3	INFY	1548.00	1542.90	5.10	28
4	Kotak Mahindra Bank	1,909.15	1,908.10	1.05		4	ICICIBANK	994.00	996.60	-2.60	
5	Axis Bank	1,097.70	1,102.30	-4.60		5	TCS	3803.00	3793.40	9.60	
6	IndusInd Bank	1,595.00	1,598.95	-3.95		6	KOTAKBANK	1897.00	1908.10	-11.10	
7	Bank of Baroda Ltd	233.75	231.10	2.65		7	HINDUNILVR	2648.55	2663.95	-15.40	
8	AU Small Finance Bank	786.00	787.40	-1.40		8	AXISBANK	1095.00	1102.30	-7.30	
9	Federal Bank	156.55	156.15	0.40		9	LT	3509.10	3526.00	-16.90	
10	IDFC First Bank	87.80	88.90	-1.10		10	ITC	465.80	462.10	3.70	
11	Bandhan Bank	244.10	241.40	2.70		11	SBIN	638.10	642.05	-3.95	
12	Punjab National Bank	97.80	95.75	2.05		12	BAJFINANCE	7286.95	7327.75	-40.80	
						13	ASIANPAINT	3390.00	3402.40	-12.40	
						14	BHARTIARTL	1012.00	1032.20	-20.20	
						15	HCLTECH	1480.00	1466.10	13.90	
						16	MARUTI	10270.00	10302.35	-32.35	
						17	TATASTEEL	139.70	139.60	0.10	
						18	WIPRO	474.80	471.30	3.50	
						19	ULTRACEMCO	10459.50	10503.05	-43.55	
						20	M&M	1702.00	1729.40	-27.40	
						21	BAJAJFINSV	1672.00	1685.80	-13.80	
						22	SUNPHARMA	1260.05	1259.45	0.60	
						23	TITAN	3679.85	3675.45	4.40	
						24	TECHM	1292.70	1272.65	20.05	
						25	DRREDDY	5815.00	5797.90	17.10	
						26	JSWSTEEL	875.00	880.25	-5.25	
						27	NESTLEIND	27364.00	26580.30	783.70	
						28	INDUSINDBK	1595.00	1598.95	-3.95	
						29	TATAMOTORS	792.00	779.95	12.05	
						30	POWERGRID	237.10	237.20	-0.10	
						31	GRASIM	2118.90	2134.80	-15.90	
						32	HDFCLIFE	647.50	646.70	0.80	
						33	DIVISLAB	3905.00	3903.90	1.10	
<b>Common Stocks &amp; its Weightage in Nifty50 &amp; Bank Nifty</b>											
	<b>Sr no</b>	<b>Common Stocks</b>	<b>Nifty50</b>	<b>Bank Nifty</b>							
	1	HDFCBANK	8.87	26.30							
	2	ICICIBANK	8.00	24.67							
	3	AXISBANK	2.29	12.18							
	4	SBIN	2.66	11.03							
	5	KOTAKBANK	3.91	10.63							
	6	INDUSINDBK	0.80	5.44							
			<b>26.53</b>	<b>90.25</b>							
<b>Fin Nifty Component</b>											
Sr No	Name	LTP	Prev Cl	Change	Gainer						
1	IEX	167.70	168.00	-0.30	7						
2	SBICARD	766.05	759.65	6.40	Looser						
3	ICICIGI	1,440.00	1,420.10	19.90	13						
4	LICHSGFIN	559.50	536.10	23.40							
5	BAJFINANCE	7,286.95	7,327.75	-40.80							
6	SBILIFE	1,427.80	1,432.60	-4.80							
7	AXISBANK	1,095.00	1,102.30	-7.30							

8	BAJAJFINSV	1,672.00	1,685.80	-13.80			34	NTPC	309.50	311.15	-1.65
9	SBIN	638.10	642.05	-3.95			35	HINDALCO	607.50	614.85	-7.35
10	ICICIBANK	994.00	996.60	-2.60			36	BAJAJ-AUTO	6698.00	6797.25	-99.25
11	MUTHOOTFIN	1,462.05	1,476.30	-14.25			37	ADANI PORTS	1041.10	1024.35	16.75
12	KOTAKBANK	1,897.00	1,908.10	-11.10			38	CIPLA	1250.00	1246.30	3.70
13	CHOLAFIN	1,227.00	1,259.80	-32.80			39	TATA CONSUM	1079.75	1086.80	-7.05
14	HDFCBANK	1,692.90	1,709.25	-16.35			40	SBILIFE	1427.80	1432.60	-4.80
15	RECLTD	424.00	412.85	11.15			41	BPCL	451.20	450.65	0.55
16	HDFCLIFE	647.50	646.70	0.80			42	UPL	592.00	587.25	4.75
17	ICICIPRULI	531.65	534.85	-3.20			43	BRITANNIA	5322.40	5338.45	-16.05
18	SHRIRAMFIN	2,045.00	2,053.30	-8.30			44	ONGC	204.95	205.05	-0.10
19	PFC	394.40	382.60	11.80			45	EICHERMOT	4035.00	4143.50	-108.50
20	HDFCAMC	3,227.00	3,205.00	22.00			46	HEROMOTOCO	4120.00	4139.55	-19.55
							47	ADANI ENT	2902.85	2848.95	53.90
							48	COALINDIA	382.00	376.00	6.00
							49	APOLLOHOSP	5734.00	5704.10	29.90
							50	LTIM	6255.00	6294.95	-39.95

Sectors	Per % Change	Ranking			1 - Oil & Gas		2 - Media		3 - Pharma		4 - Realty	
Oil & Gas	23.38%	1	Rank	Stock Name	LTP	Stock Name	LTP	Stock Name	LTP	Stock Name	LTP	
Media	15.05%	2	1	CASTROLIND	190.45 (10.7)	DISHTV	19.2 (0.9)	GLAXO	1957.9 (59.75)	SOBHA	1016.25 (30.55)	
Pharma	5.40%	3	2	GUJGASLTD	483.8 (22.3)	TV18BRDCST	52.15 (1.65)	BIOCON	255.2 (5.55)	LODHA	1044.9 (21.35)	
Realty	5.21%	4	3	GSPL	320.3 (14.3)	ZEEL	282.5 (7.8)	GRANULES	410.65 (5.2)	IBREALEST	87.75 (0.6)	
Metal	4.24%	5	4	GAIL	166.8 (4.7)	HATHWAY	21.6 (0.4)	ZYDUSLIFE	697.55 (8.35)	OBEROIRLTY	1450 (6.65)	
Automobile	3.62%	6	5	OIL	378 (5.85)	NAVNETEDUL	153.15 (2.05)	NATCOPHARM	818.8 (7.45)	SUNTECK	447.1 (1.55)	
FMCG	2.81%	7	6	PETRONET	225.8 (3.15)	NETWORK18	88.4 (1.05)	LAURUSLABS	432 (1.8)	PHOENIXLTD	2250 (5.35)	
Consumer Durables	2.41%	8	7	ATGL	999.4 (11.45)	NAZARA	856.8 (0.15)	SANOFI	8100 (32.45)	BRIGADE	896 (-0.75)	
IT	-0.29%	9	8	IGL	421.7 (3.35)	INOXLEISUR	0 (0)	CIPLA	1250 (3.7)	GODREJPROP	2007.95 (-5.4)	
Banking	-1.27%	10	9	IOC	130.4 (0.55)	INOXLEISUR	0 (0)	DRREDDY	5815 (17.1)	DLF	722 (-4.4)	
Company Name	Sector	Symbol	O=H (Bearish)	O=L (Bullish)	LTP	Change	Per % Change	Prev Cl	Open	High	Low	
AU Small Finance Bank Ltd.	Banking	AUBANK	O=H		785.2	-2.2	-0.28%	787.4	790.9	790.9	779	
Axis Bank Ltd.	Banking	AXISBANK			1095	-7.3	-0.66%	1102.3	1095	1104	1093	
Bandhan Bank Ltd.	Banking	BANDHANBNK			243.6	2.2	0.91%	241.4	244	245.2	242.15	
Bank of Baroda	Banking	BANKBARODA			233	1.9	0.82%	231.1	232.45	236.75	231.1	
Federal Bank Ltd.	Banking	FEDERALBNK			156.5	0.35	0.22%	156.15	156.2	157.2	155.9	
HDFC Bank Ltd.	Banking	HDFCBANK			1692.9	-16.35	-0.96%	1709.25	1706	1709.15	1692	
ICICI Bank Ltd.	Banking	ICICIBANK			994	-2.6	-0.26%	996.6	991.55	1004.85	991	
IDFC First Bank Ltd.	Banking	IDFCFIRSTB			87.75	-1.15	-1.29%	88.9	88.8	88.9	87.6	
IndusInd Bank Ltd.	Banking	INDUSINDBK			1595	-3.95	-0.25%	1598.95	1598.95	1611.4	1591.8	
Kotak Mahindra Bank Ltd.	Banking	KOTAKBANK			1897	-11.1	-0.58%	1908.1	1909	1919	1893.1	
Punjab National Bank	Banking	PNB			97.35	1.6	1.67%	95.75	96.25	99.25	95.75	
State Bank of India	Banking	SBIN			638.1	-3.95	-0.62%	642.05	642.2	646.9	638	
Ashok Leyland Ltd.	Automobile	ASHOKLEY			185.75	4.2	2.31%	181.55	182.5	188.05	181.65	
Bajaj Auto Ltd.	Automobile	BAJAJ-AUTO			6698	-99.25	-1.46%	6797.25	6770	6795.5	6682.05	
Balkrishna Industries Ltd.	Automobile	BALKRISIND			2573	4.45	0.17%	2568.55	2572	2596	2566.55	
Bharat Forge Ltd.	Automobile	BHARATFORG			1249.9	11.55	0.93%	1238.35	1242	1258	1233.95	
Bosch Ltd.	Automobile	BOSCHLTD			22350	146.2	0.66%	22203.8	22301	22635.95	22209.25	
Eicher Motors Ltd.	Automobile	EICHERMOT	O=H		4035	-108.5	-2.62%	4143.5	4145	4145	4030	
Hero MotoCorp Ltd.	Automobile	HEROMOTOCO			4120	-19.55	-0.47%	4139.55	4139.55	4181.4	4085	
MRF Ltd.	Automobile	MRF			129265	-314.25	-0.24%	129579.25	129570	130734.35	129000	
Mahindra & Mahindra Ltd.	Automobile	M&M			1702	-27.4	-1.58%	1729.4	1729.4	1730	1699	
Maruti Suzuki India Ltd.	Automobile	MARUTI	O=H		10270	-32.35	-0.31%	10302.35	10345	10345	10214.65	
Samvardhana Motherson International Ltd.	Automobile	MOTHERSON			105.9	3.95	3.87%	101.95	102.8	108.4	102.5	
Sona BLW Precision Forgings Ltd.	Automobile	SONACOMS			644.8	0.3	0.05%	644.5	646	657.9	639.6	
TVS Motor Company Ltd.	Automobile	TVSMOTOR			2012	-13.8	-0.68%	2025.8	2032	2046.55	2012	
Tata Motors Ltd.	Automobile	TATAMOTORS			792	12.05	1.54%	779.95	785	798.7	781.05	
Tube Investments of India Ltd.	Automobile	TIINDIA			3593	51.35	1.45%	3541.65	3575	3604.95	3551.1	
Britannia Industries Ltd.	FMCG	BRITANNIA			5322.4	-16.05	-0.30%	5338.45	5339	5349.9	5290	
Colgate Palmolive (India) Ltd.	FMCG	COLPAL			2486.5	-43.2	-1.71%	2529.7	2520	2529	2480.45	
Dabur India Ltd.	FMCG	DABUR			557.75	0.55	0.10%	557.2	560	563	555	
Emami Ltd.	FMCG	EMAMILTD			571.1	7.35	1.30%	563.75	569.9	588.6	567.35	
Godrej Consumer Products Ltd.	FMCG	GODREJCP			1144	12.8	1.13%	1131.2	1134.8	1149.15	1127.45	
Hindustan Unilever Ltd.	FMCG	HINDUNILVR			2648.55	-15.4	-0.58%	2663.95	2663.85	2669.4	2638	
ITC Ltd.	FMCG	ITC			465.8	3.7	0.80%	462.1	463.5	469.95	462.65	

Marico Ltd.	FMCG	MARICO		542.35	-6.15	-1.12%	548.5	550	552.45	540
Nestle India Ltd.	FMCG	NESTLEIND		27364	783.7	2.95%	26580.3	26650	27445.25	26640
Procter & Gamble Hygiene & Health Care Lt	FMCG	PGHH		17357.45	-8.6	-0.05%	17366.05	17377.55	17552.45	17253.05
Radico Khaitan Ltd	FMCG	RADICO		1686	27.75	1.67%	1658.25	1669.3	1692.55	1660.05
Tata Consumer Products Ltd.	FMCG	TATACONSUM	O=H	1079.75	-7.05	-0.65%	1086.8	1093.85	1093.85	1076
United Breweries Ltd.	FMCG	UBL		1787.9	2.75	0.15%	1785.15	1793.2	1807.95	1772.1
United Spirits Ltd.	FMCG	MCDOWELL-N		1104	-13.75	-1.23%	1117.75	1124	1125	1101.85
Varun Beverages Ltd.	FMCG	VBL		1241	4.1	0.33%	1236.9	1241.8	1254	1237
Coforge Ltd.	IT	COFORGE	O=H	6190.05	-84.35	-1.34%	6274.4	6289.95	6289.95	6181
HCL Technologies Ltd.	IT	HCLTECH		1480	13.9	0.95%	1466.1	1460	1495.75	1455.05
Infosys Ltd.	IT	INFY		1548	5.1	0.33%	1542.9	1539	1557	1535.25
L&T Technology Services Ltd.	IT	LTTS		5200	-54.95	-1.05%	5254.95	5255	5267.55	5200
LTIMindtree Ltd.	IT	LTIM		6255	-39.95	-0.63%	6294.95	6308.8	6318.75	6240
Mphasis Ltd.	IT	MPHASIS		2735	-4.75	-0.17%	2739.75	2740	2775	2721
Persistent Systems Ltd.	IT	PERSISTENT	O=H	7319.9	-69.5	-0.94%	7389.4	7425	7425	7301.15
Tata Consultancy Services Ltd.	IT	TCS		3803	9.6	0.25%	3793.4	3790	3832	3773
Tech Mahindra Ltd.	IT	TECHM		1292.7	20.05	1.58%	1272.65	1273	1303.8	1265.25
Wipro Ltd.	IT	WIPRO		474.8	3.5	0.74%	471.3	473	483.5	468.3
Dish TV India Ltd.	Media	DISHTV		19.2	0.9	4.92%	18.3	18.4	19.55	18.4
Hathway Cable & Datacom Ltd.	Media	HATHWAY		21.6	0.4	1.89%	21.2	21.3	21.75	21.2
Inox Leisure Ltd.	Media	INOXLEISUR	O=H	0	0	0.00%	0	0	0	0
Navneet Education Ltd.	Media	NAVNETEDUL		153.15	2.05	1.36%	151.1	151.85	153.85	151.45
Nazara Technologies Ltd.	Media	NAZARA		856.8	0.15	0.02%	856.65	861	872	852
Network18 Media & Investments Ltd.	Media	NETWORK18		88.4	1.05	1.20%	87.35	88.35	90.8	88
PVR Ltd.	Media	PVR	O=H	0	0	0.00%	0	0	0	0
Sun TV Network Ltd.	Media	SUNTV		709.05	-3.15	-0.44%	712.2	712	715.9	706.2
TV18 Broadcast Ltd.	Media	TV18BRDCST		52.15	1.65	3.27%	50.5	51	52.85	51
Zee Entertainment Enterprises Ltd.	Media	ZEEL		282.5	7.8	2.84%	274.7	275.1	287.65	274.15
APL Apollo Tubes Ltd.	Metal	APLAPOLLO		1531	-5.8	-0.38%	1536.8	1553.9	1560	1511.15
Adani Enterprises Ltd.	Metal	ADANIENT		2902.85	53.9	1.89%	2848.95	2852.3	2947	2842.05
Hindalco Industries Ltd.	Metal	HINDALCO		607.5	-7.35	-1.20%	614.85	614.5	620.5	606.95
Hindustan Copper Ltd.	Metal	HINDCOPPER		270.8	-2.85	-1.04%	273.65	275.8	278.4	266.1
Hindustan Zinc Ltd.	Metal	HINDZINC		318	-0.05	-0.02%	318.05	318.05	320.8	316.85
JSW Steel Ltd.	Metal	JSWSTEEL		875	-5.25	-0.60%	880.25	880.25	884.8	875
Jindal Stainless Ltd.	Metal	JSL		569.7	-2.4	-0.42%	572.1	575.5	580.3	565.15
Jindal Steel & Power Ltd.	Metal	JINDALSTEL		742.8	-5.3	-0.71%	748.1	752	753.5	741.15
MOIL Ltd.	Metal	MOIL		314	5	1.62%	309	310	318.55	309.85
National Aluminium Co. Ltd.	Metal	NATIONALUM		135.5	3.55	2.69%	131.95	132.7	138.85	132.15
Ratnamani Metals & Tubes Ltd.	Metal	RATNAMANI		3321.9	-41.35	-1.23%	3363.25	3370.9	3390	3310
Steel Authority of India Ltd.	Metal	SAIL		124.15	0.5	0.40%	123.65	123.65	126.9	122.65
Tata Steel Ltd.	Metal	TATASTEEL		139.7	0.1	0.07%	139.6	140	140.95	139.05
Vedanta Ltd.	Metal	VEDL		256.6	-1.95	-0.75%	258.55	258.55	260.3	256
Welspun Corp Ltd.	Metal	WELCORP		569.55	21.4	3.90%	548.15	548	579.3	543.85
Abbott India Ltd.	Pharma	ABBOTINDIA		22775	-76.25	-0.33%	22851.25	22852	22903.9	22720
Alkem Laboratories Ltd.	Pharma	ALKEM		5120.1	-82.5	-1.59%	5202.6	5209.95	5225	5093.2
Aurobindo Pharma Ltd.	Pharma	AUROPHARMA		1080.7	-3.3	-0.30%	1084	1085.05	1093.95	1077.05
Biocon Ltd.	Pharma	BIOCON		255.2	5.55	2.22%	249.65	249.8	259.65	249.65

Cipla Ltd.	Pharma	CIPLA		1250	3.7	0.30%	1246.3	1252.45	1256.8	1246.7
Divi's Laboratories Ltd.	Pharma	DIVISLAB		3905	1.1	0.03%	3903.9	3910	3939.95	3882.15
Dr. Reddy's Laboratories Ltd.	Pharma	DRREDDY	O=L	5815	17.1	0.29%	5797.9	5800	5860	5800
Gland Pharma Ltd.	Pharma	GLAND		1902.5	-22	-1.14%	1924.5	1934.9	1956.55	1900
Glaxosmithkline Pharmaceuticals Ltd.	Pharma	GLAXO		1957.9	59.75	3.15%	1898.15	1905.9	1988.85	1904.45
Glenmark Pharmaceuticals Ltd.	Pharma	GLENMARK		852	-1.95	-0.23%	853.95	854	861.9	848
Granules India Ltd.	Pharma	GRANULES		410.65	5.2	1.28%	405.45	407	417.85	404.1
Ipca Laboratories Ltd.	Pharma	IPCALAB		1113.15	0	0.00%	1113.15	1104.3	1125.85	1103.95
Laurus Labs Ltd.	Pharma	LAURUSLABS		432	1.8	0.42%	430.2	431	441.35	429
Lupin Ltd.	Pharma	LUPIN		1311.3	-11.65	-0.88%	1322.95	1324	1330	1308.65
NATCO Pharma Ltd.	Pharma	NATCOPHARM		818.8	7.45	0.92%	811.35	811.95	824	811
Pfizer Ltd.	Pharma	PFIZER	O=H	4269.9	0.95	0.02%	4268.95	4297	4297	4235.35
Sanofi India Ltd.	Pharma	SANOFI		8100	32.45	0.40%	8067.55	8067.55	8168.85	8025.6
Sun Pharmaceutical Industries Ltd.	Pharma	SUNPHARMA		1260.05	0.6	0.05%	1259.45	1261	1263.95	1252.5
Torrent Pharmaceuticals Ltd.	Pharma	TORNTPHARM		2296	-9.55	-0.41%	2305.55	2325	2331.7	2288.7
Zydus Lifesciences Ltd.	Pharma	ZYDUSLIFE		697.55	8.35	1.21%	689.2	688.1	707.2	685
Brigade Enterprises Ltd.	Realty	BRIGADE		896	-0.75	-0.08%	896.75	898	920	889
DLF Ltd.	Realty	DLF		722	-4.4	-0.61%	726.4	727.2	731	721.45
Godrej Properties Ltd.	Realty	GODREJPROP		2007.95	-5.4	-0.27%	2013.35	2015	2022	1995
Indiabulls Real Estate Ltd.	Realty	IBREALEST		87.75	0.6	0.69%	87.15	87.55	89	87.4
Macrotech Developers Ltd.	Realty	LODHA		1044.9	21.35	2.09%	1023.55	1015	1061	997
Oberoi Realty Ltd.	Realty	OBEROIRLTY		1450	6.65	0.46%	1443.35	1441	1460	1430
Phoenix Mills Ltd.	Realty	PHOENIXLTD		2250	5.35	0.24%	2244.65	2240	2264.9	2218
Prestige Estates Projects Ltd.	Realty	PRESTIGE		1170	-8.9	-0.75%	1178.9	1162.9	1212.9	1160
Sobha Ltd.	Realty	SOBHA		1016.25	30.55	3.10%	985.7	989.95	1032	987.25
Sunteck Realty Ltd.	Realty	SUNTECK		447.1	1.55	0.35%	445.55	447	449	442.75
Amber Enterprises India Ltd.	Consumer Durat	AMBER	O=H	3140	4.6	0.15%	3135.4	3155	3155	3116
Bata India Ltd.	Consumer Durat	BATAINDIA		1635.15	-16.25	-0.98%	1651.4	1654.45	1658.65	1632.2
Blue Star Ltd.	Consumer Durat	BLUESTARCO		946.85	-0.15	-0.02%	947	947.3	956.5	938.5
Crompton Greaves Consumer Electricals Ltd.	Consumer Durat	CROMPTON		313.5	2.6	0.84%	310.9	313.5	317.35	309.6
Dixon Technologies (India) Ltd.	Consumer Durat	DIXON		6444.7	-122.05	-1.86%	6566.75	6560	6585.8	6420.5
Havells India Ltd.	Consumer Durat	HAVELLS		1356	-11.95	-0.87%	1367.95	1367.95	1377	1356
Kajaria Ceramics Ltd.	Consumer Durat	KAJARIACER		1309	7.3	0.56%	1301.7	1311.85	1320.1	1301.75
Orient Electric Ltd.	Consumer Durat	ORIENTELEC		230.5	3.55	1.56%	226.95	228.1	230.9	227
Rajesh Exports Ltd.	Consumer Durat	RAJESHXPO		376.15	9.6	2.62%	366.55	367	379.65	366.65
Relaxo Footwears Ltd.	Consumer Durat	RELAXO		904	0.5	0.06%	903.5	903.5	909.95	900.4
TTK Prestige Ltd.	Consumer Durat	TTKPRESTIG		746.9	5.6	0.76%	741.3	741.3	749.6	740.05
Titan Company Ltd.	Consumer Durat	TITAN		3679.85	4.4	0.12%	3675.45	3689	3698	3667.5
V-Guard Industries Ltd.	Consumer Durat	VGUARD		291.9	-0.45	-0.15%	292.35	293.3	294.6	289.9
Voltas Ltd.	Consumer Durat	VOLTAS		979	0.65	0.07%	978.35	979	982.35	972.5
Whirlpool of India Ltd.	Consumer Durat	WHIRLPOOL		1361	-5.85	-0.43%	1366.85	1369	1375.3	1360.25
Adani Total Gas Ltd.	Oil & Gas	ATGL		999.4	11.45	1.16%	987.95	992.4	1013.9	983.5
Aegis Logistics Ltd.	Oil & Gas	AEGISCHEM		349.15	-2.75	-0.78%	351.9	351.9	354.35	346.2
Bharat Petroleum Corporation Ltd.	Oil & Gas	BPCL	O=H	451.2	0.55	0.12%	450.65	459.4	459.4	450.7
Castrol India Ltd.	Oil & Gas	CASTROLIND		190.45	10.7	5.95%	179.75	179.75	196.4	178.65
GAIL (India) Ltd.	Oil & Gas	GAIL		166.8	4.7	2.90%	162.1	163.7	169.35	162.65
Gujarat Gas Ltd.	Oil & Gas	GUJGASLTD		483.8	22.3	4.83%	461.5	464.8	495.4	461.7

Gujarat State Petronet Ltd.	Oil & Gas	GSPL				320.3	14.3	4.67%	306	307.5	324.35	306.1
Hindustan Petroleum Corporation Ltd.	Oil & Gas	HINDPETRO				399.3	0.4	0.10%	398.9	406	406.5	398.1
Indian Oil Corporation Ltd.	Oil & Gas	IOC				130.4	0.55	0.42%	129.85	132.1	132.5	130
Indraprastha Gas Ltd.	Oil & Gas	IGL				421.7	3.35	0.80%	418.35	420.4	426.05	419
Mahanagar Gas Ltd.	Oil & Gas	MGL				1202	1.5	0.12%	1200.5	1201	1224.75	1194.3
Oil & Natural Gas Corporation Ltd.	Oil & Gas	ONGC				204.95	-0.1	-0.05%	205.05	206	207.1	204.75
Oil India Ltd.	Oil & Gas	OIL				378	5.85	1.57%	372.15	373.5	382.6	371.35
Petronet LNG Ltd.	Oil & Gas	PETRONET				225.8	3.15	1.41%	222.65	223	228.7	222.5
Reliance Industries Ltd.	Oil & Gas	RELIANCE				2588.45	3.5	0.14%	2584.95	2580.55	2606.85	2573.15

Top 15 Bearish Stocks | Sell !!! Sell !! Sell!!

Symbol	Sector	O=H	Per %	LTP	OPEN	HIGH	LOW	for STBT sell after 3 pm					
PDSL	Textiles	O=H	-5.66%	520 (-31.2)	559	559	518.1						
BBTC	FMCG		-4.72%	1500 (-74.3)	1579	1609.7	1495.55						
ARVIND	Textiles		-3.61%	252 (-9.45)	263.9	264	250.05						
SAFARI	Consumer Durables		-3.14%	1890 (-61.35)	1940	1951.35	1884						
ICIL	Textiles		-3.10%	298.3 (-9.55)	308.5	310.5	295						
SHILPAMED	Healthcare		-2.97%	320.5 (-9.8)	329.8	335.5	315						
SONATSOFTW	Information Technology		-2.70%	722.7 (-20.05)	736	739.9	720.4						
IPL	Chemicals		-2.64%	354.5 (-9.6)	361	363.7	352.35						
CHOLAFIN (F&O)	Financial Services		-2.60%	1227 (-32.8)	1259.7	1260	1220						
BSOFT (F&O)	Information Technology		-2.57%	702.5 (-18.55)	719	722.7	700.3						
GREENPANEL	Consumer Durables		-2.51%	417.45 (-10.75)	428.2	434.25	416.25						
CHEMPLASTS	Chemicals		-2.45%	487.7 (-12.25)	499.95	504.9	486.05						
GOCOLORS	Consumer Services		-2.42%	1221.4 (-30.3)	1240.05	1247.5	1220.1						
MAHSEAMLES	Capital Goods		-2.31%	904 (-21.35)	926.4	928.15	902.6						
FIEMIND	Automobile		-2.28%	2050 (-47.75)	2124.9	2218	2032.2						

Top 15 Bullish Stocks | Buy !!! Buy !!! Buy !!!

Symbol	Sector	O=L	Per %	LTP	OPEN	HIGH	LOW	for BTST buy after 3 pm					
GSFC	Chemicals		12.80%	272.3 (30.9)	242	283.85	240.85						
SAGCEM	Construction Materials		11.84%	284.8 (30.15)	255.6	296.7	254.05						
WOCKPHARMA	Healthcare		11.23%	472 (47.65)	428.95	474.2	427.05						
JBMA	Automobile		10.90%	1623.8 (159.6)	1498	1667	1490.15						
SBCL	Capital Goods	O=L	8.53%	597.5 (46.95)	555	614.95	555						
INDIAGLYCO	Chemicals		7.53%	825.75 (57.8)	767.95	867.8	766						
HSCL	Chemicals		7.24%	331.9 (22.4)	310.85	339.5	309.5						
ALKYLAMINE	Chemicals		6.48%	2700 (164.25)	2550	2710	2531.05						
NRBBEARING	Automobile		6.43%	357.45 (21.6)	341.45	359	335.3						
GMDCLTD	Metals & Mining		6.08%	431.75 (24.75)	409.45	439.95	407.9						
SPARC	Healthcare	O=L	5.89%	303.7 (16.9)	287.95	310	287.95						
JUBLPHARMA	Healthcare		5.89%	577.55 (32.1)	572	584	560.4						
TIRUMALCHM	Chemicals		5.67%	232 (12.45)	220.05	234.4	220						
KSCL	FMCG		5.62%	647 (34.4)	657	659.35	640.5						
KOLTEPATIL	Realty	O=L	5.61%	516 (27.4)	500.5	520	500.5						

[www.oideer.com](http://www.oideer.com)

Tool Subscription Link:

<https://www.oideer.com/subscription-plan/>

1 Day Expiry Spacial Tool Link free to all (Activated only on Expiry Day):

<https://www.oideer.com/oidata-sheet/>

Daily Oi Report (PDF):

<https://www.oideer.com/pdf/>

Learning Videos:

<https://www.oideer.com/training-videos/>

FII-DII Data (Participant wise data):

<https://www.oideer.com/fii-dii-data/>