

27-Dec-2023 Participant Wise OI		28-Dec-2023 Participant Wise OI	
Contracts		Contracts	Change
FII Net Index Future OI	74252	FII Net Index Future OI	81638 7386
DII Net Index Future OI	23026	DII Net Index Future OI	15647 -7379
Pro Net Index Future OI	-17687	Pro Net Index Future OI	-31397 -13710
Retail Net Index Future OI	-79591	Retail Net Index Future OI	-65888 13703

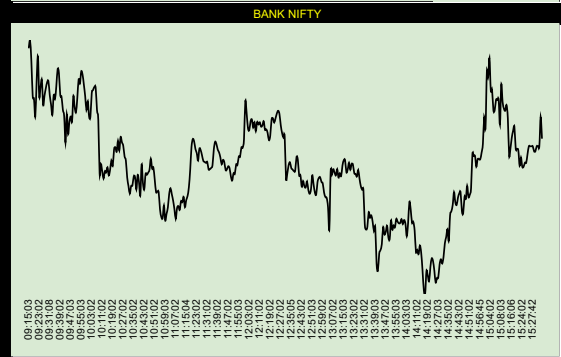
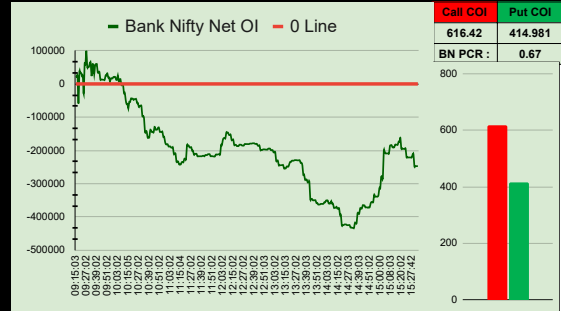
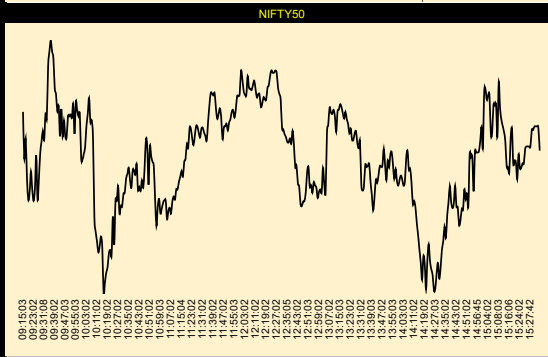
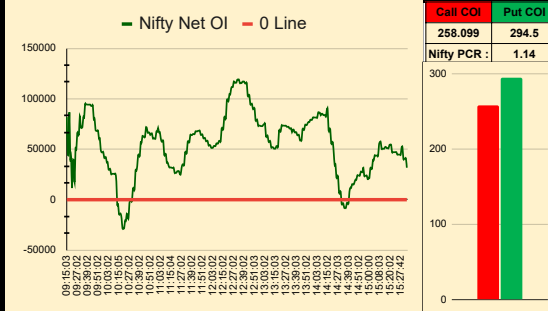


NIFTY50		India VIX 14.50	BANK NIFTY		
Current Expiry	2024-01-04		Current Expiry	2024-01-03	
Nifty Prev. Cl	21,778.70		BN Prev. Cl	48,508.55	
Nifty50 Open	21,737.65	-41.05	BN Open	48,374.85	-133.70
Nifty50 High	21,770.30		BN High	48,477.70	
Nifty50 Low	21,676.90		BN Low	48,091.85	
Nifty50 Spot LTP	21,731.40	-6.25	BN Spot LTP	48,292.25	-82.60
Nifty50 VWAP Diff	-25.64	Bearish	BN VWAP Diff	-12.94	Bearish
Nifty Expected Day High	21,902.70	132.40	BN Expected Day High	48,742.10	264.40
Nifty Expected Day Low	21,572.60	104.30	BN Expected Day Low	48,007.60	84.25
Max Call OI (Resistance)	22000	135,474	Max Call OI (Resistance)	48500	159,371
Max Put OI (Support)	21500	126,606	Max Put OI (Support)	45000	117,603
Nifty50 SRR is	Bearish	0.93	Bank Nifty SRR is	Bearish	0.74
SRR Says 22000 Strike is Strong Resistance			SRR Says 48500 Strike is Strong Resistance		

CALL COI	PCR	PUT COI	CALL COI	PCR	PUT COI
258099	1.14	294500	616420	0.67	414981
Price Action	NET OI	VWAP Diff	Price Action	NET OI	VWAP Diff
Bearish	Bullish	-23.74	Bearish	Bearish	-46.32


Global Markets					
US	US	Canada	LONDON	JAPAN	CHINA
Dow Jones	Nasdaq	S&P/TSX	FTSE 100	Nikkei 225	Hang Seng
37,710.10	15,095.14	20,929.38	7,736.63	33,464.17	17,023.00
+53.58(0.14%)	-4.04(-0.03%)	-86.53(-0.41%)	+13.89(0.18%)	-149.62(-0.45%)	-35(-0.21%)


29-Dec-2023 15:35:49 OIDeer.com					
Strike		Open Interest	Strike		Open Interest
Call Writer (OTM)	21900	70918	Call Writer (OTM)	48600	64310
Call Writer (ATM)	21850	34752	Call Writer (ATM)	48500	159371
Call Writer (ITM)	21800	95011	Call Writer (ITM)	48400	80818
Call Writer (Total)	21750	44560	Call Writer (Total)	48300	71700
Put Writer (ATM)	21731.40	245241	Put Writer (ATM)	48,292.25	376199
Put Writer (ITM)	21750	40499	Put Writer (ITM)	48300	65717
Put Writer (OTM)	21700	102438	Put Writer (OTM)	48200	75387
Put Writer (Total)	21650	28800	Put Writer (Total)	48100	48640
Put Writer (Total)	21600	77530	Put Writer (Total)	48000	117603
Total		249267	Total		307347





Top 15 Bearish Stocks Sell !!! Sell !!! Sell !!!						for STBT sell after 3 pm				
Symbol	Sector	O=H	LTP	OPEN	HIGH	LOW				
SHILPAMED	Healthcare	O=H	329.7 (-19.05)	349	350.5	329.05				
INDPETRO	F&C Oil Gas & Fuels	O=H	398 (-19.65)	400	410.2	397.2				
PRIVISCL	Chemicals	O=H	1177 (-52.4)	1215	1215	1161.35				
BPLCL (F&O)	Oil Gas & Fuels	O=H	450.8 (-15)	454.5	458	448.65				
BLS	Consumer Service	O=H	320 (-10.45)	331	333.7	319.3				
JKIL	Construction	O=H	573.85 (-18.45)	596.8	598.2	568.55				
IPL	Chemicals	O=H	359.9 (-11.4)	369.7	370.65	359.15				
SAGCEM	Instruction Materi	O=H	254.55 (-7.6)	262.8	262.95	254.1				
AMIORG	Healthcare	O=H	1121.45 (-33)	1165.35	1176.7	1110				
GOCOLORS	Consumer Service	O=H	1255.65 (-35.15)	1240.05	1266.15	1200.05				
NDIAMART	F&C Consumer Service	O=H	2719.6 (-74.05)	2775	2788.9	2652				
KIRINDUS	Chemicals	O=H	397.4 (-10.65)	407	408.85	396				
OIL	Oil Gas & Fuels	O=H	373.2 (-9.5)	383	383.1	370				
EIDPARRY	Chemicals	O=H	556.05 (-14.1)	569.8	574.5	555.5				
PRUDENT	Financial Service	O=H	1200 (-29.9)	1239	1250	1193.2				


Top 15 Bullish Stocks Buy !!! Buy !!! Buy !!!						for BTST buy after 3 pm				
#	Symbol	Sector	O=L	LTP	OPEN	HIGH	LOW			
1	SURYAROSNI	Capital Goods	O=L	780.8 (129.9)	649	781.05	649			
2	NRSBEARING	Automobile	O=L	338 (52.75)	285.55	342.3	283.3			
3	RAILTEL	Telecommunication	O=L	336.5 (43.05)	298	348	297.55			
4	RELINFRA	Power	O=L	209.85 (19.05)	190.5	209.85	190.5			
6	OLECTRA	Automobile	O=L	1345 (98.4)	1257.05	1378.8	1255			
6	KPIL	Construction	O=L	704.05 (46.45)	690	728.75	681.25			
7	SPARC	Healthcare	O=L	287.95 (16.95)	270	291	269.15			
8	EMAMILTD	FMCG	O=L	562.75 (29.75)	533	575	526.85			
9	GODREJIND	Diversified	O=L	743.45 (38.45)	712.05	765.6	712			
10	JBMA	Automobile	O=L	1464.2 (69.7)	1420	1464.2	1415			
11	KOLTEPATIL	Realty	O=L	510.15 (23.85)	488	512	483			
12	AVANTIFEE	FMCG	O=L	420.7 (19.45)	402.9	425	400.05			
13	PDSL	Textiles	O=L	550 (25.4)	525	551	521.55			
14	AJANTPHARM	Healthcare	O=L	2089.85 (95.6)	2002.85	2100	1987.7			
15	BAJAJCON	FMCG	O=L	219.2 (9.75)	214.2	226.6	210			


Nifty ATM		Current Expiry	Exp High :	21,902.70	132.40	Not Break	Resistanc	22000	BN ATM	Friday		Exp High :	48,742.10	264.40	Not Break	Resistanc	48500
21750		2024-01-04	Exp Low :	21,572.60	104.30	Not Break	Support	21500	48300			Exp Low :	48,007.60	84.25	Not Break	Support	48000
Time	NET Oi	+▲-▼	Net Oi Signal	Price Action Signal	VWAP Diff	Strike	Nifty PCR	Nifty LTP	Time	NET Oi	+▲-▼	Net Oi Signal	Price Action Signal	VWAP Diff	Strike	BN PCR	BN LTP
09:15:03	81806	0	Bullish	Wait	4.60		1.71	21,737.65	09:15:03	23131	0	Bullish	Wait	-66.77		1.11	48,374.85
09:16:02	47903	-33903	Bullish	Wait	-4.74		1.44	21,724.20	09:16:02	21224	-1907	Bullish	Wait	-15.46		1.15	48,383.65
09:17:09	47903	0	Bullish	Wait	-2.63		1.44	21,729.95	09:17:09	21224	0	Bullish	Wait	2.93		1.15	48,360.50
09:18:02	86637	38734	Bullish	Wait	-2.63		1.8	21,718.45	09:18:02	-58815	-80039	Bearish	Wait	2.93		0.74	48,321.90
09:19:03	41044	-45593	Bullish	Wait	-2.63		1.27	21,712.25	09:19:03	32908	91723	Bullish	Wait	2.93		1.15	48,317.95
09:20:03	41044	0	Bullish	Wait	-9.86		1.27	21,714.35	09:20:03	32908	0	Bullish	Wait	-13.45		1.15	48,298.30
09:21:02	11520	-29524	Bullish	Wait	-10.31	Buy 21900 PE	1.06	21,720.45	09:21:02	32908	0	Bullish	Wait	-13.45		1.15	48,337.80
09:22:02	37299	25779	Bullish	Wait	4.80		1.2	21,715.20	09:22:02	23039	-9869	Bullish	Wait	2.93		1.07	48,365.80
09:23:02	37299	0	Bullish	Wait	-6.21		1.2	21,711.95	09:23:02	23039	0	Bullish	Wait	-1.70		1.07	48,320.85
09:24:02	17411	-19888	Bullish	Wait	0.32		1.09	21,715.40	09:24:02	-29437	-52476	Bearish	Wait	-20.88	Buy 48600 PE	0.92	48,331.65
09:25:02	49800	32389	Bullish	Wait	11.70	Buy 21500 CE	1.24	21,725.15	09:25:02	58445	87882	Bullish	Wait	1.43		1.16	48,339.20
09:26:03	49800	0	Bullish	Wait	6.26		1.24	21,712.25	09:26:03	58445	0	Bullish	Wait	-22.93		1.16	48,311.15
09:27:02	65379	15579	Bullish	Wait	9.63		1.3	21,718.10	09:27:02	99688	41243	Bullish	Wait	6.37		1.27	48,321.65
09:28:03	65379	0	Bullish	Bearish	16.21		1.3	21,725.65	09:28:03	51705	-47983	Bullish	Bearish	-2.61		1.13	48,329.90
09:29:02	65379	0	Bullish	Bullish	20.54		1.3	21,729.00	09:29:02	51705	0	Bullish	Bearish	3.38		1.13	48,336.75
09:30:00	82812	17433	Bullish	Bullish	21.60		1.38	21,732.15	09:30:00	51705	0	Bullish	Bearish	15.05		1.13	48,337.95
09:31:08	72120	-10692	Bullish	Bullish	22.48		1.32	21,729.50	09:31:08	62597	10892	Bullish	Bullish	38.33	Buy 48000 CE	1.14	48,322.55
09:31:57	72120	0	Bullish	Bullish	24.04		1.32	21,737.00	09:31:57	62597	0	Bullish	Bearish	7.04		1.14	48,311.85
09:33:02	72120	0	Bullish	Bullish	23.16		1.32	21,735.90	09:33:02	23475	-39122	Bullish	Bullish	-1.91		1.05	48,300.10
09:34:03	81507	9387	Bullish	Bullish	32.22		1.35	21,750.80	09:34:03	56363	32888	Bullish	Bearish	13.58		1.12	48,322.25
09:35:02	81507	0	Bullish	Bullish	34.09		1.35	21,755.20	09:35:02	56363	0	Bullish	Bearish	19.04		1.12	48,317.90
09:36:03	94334	12827	Bullish	Bullish	40.32		1.39	21,758.30	09:36:03	29526	-26837	Bullish	Bullish	49.64		1.06	48,332.15
09:37:02	94334	0	Bullish	Bullish	33.21		1.39	21,755.10	09:37:02	56340	26814	Bullish	Bullish	36.13		1.11	48,351.35
09:38:01	94334	0	Bullish	Bullish	34.01		1.39	21,753.15	09:38:01	56340	0	Bullish	Bullish	37.94		1.11	48,347.05
09:39:02	94171	-163	Bullish	Bullish	29.84		1.37	21,744.55	09:39:02	59112	2772	Bullish	Bullish	30.70		1.12	48,322.70
09:40:02	94171	0	Bullish	Bullish	18.22		1.37	21,742.65	09:40:02	35231	-23881	Bullish	Bearish	16.67		1.07	48,320.35
09:41:02	94171	0	Bullish	Bullish	12.92		1.37	21,737.75	09:41:02	35231	0	Bullish	Bearish	-5.08		1.07	48,305.95
09:42:02	94171	0	Bullish	Bullish	3.06		1.37	21,739.30	09:42:02	35231	0	Bullish	Bearish	-9.45		1.07	48,298.75
09:43:03	92875	-1296	Bullish	Bearish	1.77		1.37	21,730.60	09:43:03	13267	-21964	Bullish	Bearish	-26.72	Buy 48600 PE	1.02	48,269.30
09:44:02	92875	0	Bullish	Bullish	5.89		1.37	21,738.50	09:44:02	13267	0	Bullish	Bearish	5.05		1.02	48,300.85
09:45:03	92875	0	Bullish	Bearish	-4.71		1.37	21,730.45	09:45:03	13267	0	Bullish	Bearish	-24.94		1.02	48,278.60
09:46:03	79938	-12937	Bullish	Bearish	-6.20		1.31	21,735.15	09:46:03	12497	-770	Bullish	Bearish	-17.40		1.02	48,292.75
09:47:03	79938	0	Bullish	Bearish	-5.70		1.31	21,730.60	09:47:03	12497	0	Bullish	Bearish	-17.16		1.02	48,298.30
09:48:03	69660	-10278	Bullish	Bearish	-11.41	Buy 21900 PE	1.26	21,730.30	09:48:03	12497	0	Bullish	Bearish	-15.38		1.02	48,292.80
09:49:03	68133	-1527	Bullish	Bearish	-3.33		1.25	21,736.25	09:49:03	25191	12694	Bullish	Bearish	-6.75		1.04	48,321.35
09:50:02	68133	0	Bullish	Bearish	-0.36		1.25	21,736.35	09:50:02	25191	0	Bullish	Bearish	15.97		1.04	48,308.65


Nifty ATM		Current Expiry	Exp High : 21,902.70	132.40	Not Break	Resistanc	22000	BN ATM	Friday		Exp High : 48,742.10	264.40	Not Break	Resistanc	48500		
21750		2024-01-04	Exp Low : 21,572.60	104.30	Not Break	Support	21500	48300			Exp Low : 48,007.60	84.25	Not Break	Support	48000		
Time	NET Oi	+▲-▼	Net Oi Signal	Price Action Signal	VWAP Diff	Strike	Nifty PCR	Nifty LTP	Time	NET Oi	+▲-▼	Net Oi Signal	Price Action Signal	VWAP Diff	Strike	BN PCR	BN LTP
09:51:02	68133	0	Bullish	Bearish	-1.90		1.25	21,736.90	09:51:02	31790	6599	Bullish	Bearish	-1.87		1.05	48,303.20
09:52:03	60527	-7606	Bullish	Bearish	-1.28		1.22	21,735.90	09:52:03	19505	-12285	Bullish	Bearish	-0.88		1.03	48,319.05
09:53:04	60527	0	Bullish	Bearish	2.74		1.22	21,739.95	09:53:04	19505	0	Bullish	Bullish	24.53	Buy 48000 CE	1.03	48,339.90
09:54:02	49894	-10633	Bullish	Bearish	-4.64		1.17	21,731.30	09:54:02	7658	-11847	Bullish	Bullish	16.86		1.01	48,335.35
09:55:03	47017	-2877	Bullish	Bullish	-0.15		1.16	21,740.65	09:55:03	16619	8961	Bullish	Bullish	22.32		1.03	48,348.90
09:56:02	47017	0	Bullish	Bullish	2.38		1.16	21,738.05	09:56:02	16619	0	Bullish	Bullish	40.34		1.03	48,345.35
09:57:04	47017	0	Bullish	Bearish	-3.90		1.16	21,736.35	09:57:04	16619	0	Bullish	Bullish	16.52		1.03	48,334.15
09:58:02	41691	-5326	Bullish	Bullish	-1.17		1.14	21,736.90	09:58:02	20863	4244	Bullish	Bullish	21.34		1.03	48,321.20
09:59:03	41691	0	Bullish	Bearish	-7.09		1.14	21,724.40	09:59:03	20863	0	Bullish	Bullish	8.91		1.03	48,305.75
10:00:03	41839	148	Bullish	Bearish	-16.76		1.14	21,723.85	10:00:03	20863	0	Bullish	Bullish	-8.65		1.03	48,315.50
10:01:02	37000	-4839	Bullish	Bearish	-20.59		1.12	21,725.55	10:01:02	12981	-7882	Bullish	Bullish	-27.34	Buy 48600 PE	1.02	48,298.20
10:02:02	37000	0	Bullish	Bearish	-10.46		1.12	21,727.55	10:02:02	12981	0	Bullish	Bearish	-19.79		1.02	48,298.40
10:03:02	30124	-6876	Bullish	Bearish	-5.39		1.1	21,733.60	10:03:02	25262	12281	Bullish	Bullish	2.35		1.04	48,324.50
10:04:04	30124	0	Bullish	Bullish	-3.35		1.1	21,737.05	10:04:04	8492	-16770	Bullish	Bullish	1.69		1.01	48,328.05
10:05:02	30124	0	Bullish	Bullish	5.94		1.1	21,741.70	10:05:02	8492	0	Bullish	Bullish	2.78		1.01	48,331.50
10:06:02	25271	-4853	Bullish	Bearish	-4.48		1.08	21,734.70	10:06:02	14375	5883	Bullish	Bearish	-6.14		1.02	48,330.40
10:07:02	25626	355	Bullish	Bullish	-4.76		1.08	21,735.15	10:07:02	-2155	-16530	Bearish	Bearish	-25.83		1	48,305.55
10:08:02	25626	0	Bullish	Bearish	-8.62		1.08	21,729.75	10:08:02	-2155	0	Bearish	Bearish	-42.23		1	48,294.35
10:09:02	25626	0	Bullish	Bearish	-33.58		1.08	21,707.40	10:09:02	-2155	0	Bearish	Bearish	-83.07		1	48,234.65
10:10:02	25374	-252	Bullish	Bearish	-38.37		1.08	21,702.95	10:10:02	-27382	-25227	Bearish	Bearish	-77.04		0.96	48,245.25
10:11:02	25374	0	Bullish	Bearish	-39.11		1.08	21,700.25	10:11:02	-27382	0	Bearish	Bearish	-60.53		0.96	48,236.90
10:12:02	18192	-7182	Bullish	Bearish	-40.35		1.06	21,697.10	10:12:02	-48291	-20909	Bearish	Bearish	-69.90		0.93	48,229.05
10:13:04	-4425	-22617	Bearish	Bearish	-39.63		0.99	21,698.80	10:13:04	-60259	-11968	Bearish	Bearish	-59.45		0.91	48,237.20
10:14:00	-4425	0	Bearish	Bearish	-43.03		0.99	21,701.65	10:14:00	-60259	0	Bearish	Bearish	-60.82		0.91	48,235.65
10:15:05	-14069	-9644	Bearish	Bearish	-43.84		0.96	21,698.45	10:15:05	-73459	-13200	Bearish	Bearish	-58.31		0.9	48,241.50
10:16:02	-14069	0	Bearish	Bearish	-57.50		0.96	21,685.10	10:16:02	-54553	18906	Bearish	Bearish	-65.63		0.92	48,232.40
10:17:02	-14069	0	Bearish	Bearish	-50.96		0.96	21,688.45	10:17:02	-54553	0	Bearish	Bearish	-53.73		0.92	48,238.90
10:18:02	-18431	-4362	Bearish	Bearish	-50.49		0.95	21,691.25	10:18:02	-44211	10342	Bearish	Bearish	-59.68		0.94	48,249.20
10:19:02	-28098	-9667	Bearish	Bearish	-40.16		0.92	21,692.85	10:19:02	-44218	-7	Bearish	Bearish	-41.79		0.94	48,243.05
10:20:02	-28098	0	Bearish	Bearish	-38.58		0.92	21,696.85	10:20:02	-44218	0	Bearish	Bearish	-28.21		0.94	48,261.50
10:21:01	-28098	0	Bearish	Bearish	-33.49		0.92	21,697.75	10:21:01	-47957	-3739	Bearish	Bearish	-16.62		0.93	48,263.85
10:22:03	-20958	7140	Bearish	Bearish	-38.02		0.94	21,696.15	10:22:03	-45752	2205	Bearish	Bullish	-40.91		0.94	48,258.95
10:23:02	-20958	0	Bearish	Bullish	-19.45		0.94	21,707.40	10:23:02	-45752	0	Bearish	Bullish	-27.37		0.94	48,271.25
10:23:59	-13909	7049	Bearish	Bearish	-22.59		0.96	21,699.20	10:23:59	-45752	0	Bearish	Bullish	-23.19		0.94	48,260.35
10:25:03	-17811	-3902	Bearish	Bullish	-15.19		0.95	21,712.00	10:25:03	-57434	-11682	Bearish	Bullish	-17.22		0.92	48,275.50
10:26:03	-17811	0	Bearish	Bullish	-7.93		0.95	21,711.95	10:26:03	-57422	12	Bearish	Bullish	-10.95		0.92	48,269.55


Nifty ATM		Current Expiry	Exp High : 21,902.70	132.40	Not Break	Resistanc	22000	BN ATM	Friday		Exp High : 48,742.10	264.40	Not Break	Resistanc	48500		
21750		2024-01-04	Exp Low : 21,572.60	104.30	Not Break	Support	21500	48300			Exp Low : 48,007.60	84.25	Not Break	Support	48000		
Time	NET Oi	+▲-▼	Net Oi Signal	Price Action Signal	VWAP Diff	Strike	Nifty PCR	Nifty LTP	Time	NET Oi	+▲-▼	Net Oi Signal	Price Action Signal	VWAP Diff	Strike	BN PCR	BN LTP
10:27:02	-3876	13935	Bearish	Bullish	-6.42		0.99	21,716.25	10:27:02	-69283	-11861	Bearish	Bullish	-24.88		0.91	48,265.70
10:28:03	-1030	2846	Bearish	Bullish	-13.83		1	21,708.30	10:28:03	-66861	2422	Bearish	Bullish	-45.56		0.91	48,253.80
10:29:02	-1030	0	Bearish	Bullish	-4.33		1	21,710.50	10:29:02	-66864	-3	Bearish	Bullish	-41.64		0.91	48,249.10
10:30:02	-1030	0	Bearish	Bullish	-10.72		1	21,710.30	10:30:02	-66864	0	Bearish	Bearish	-74.60		0.91	48,230.25
10:31:02	10686	11716	Bullish	Bullish	-8.42		1.03	21,713.95	10:31:02	-96122	-29258	Bearish	Bearish	-94.35		0.87	48,220.55
10:32:03	10686	0	Bullish	Bullish	-4.70		1.03	21,714.35	10:32:03	-96122	0	Bearish	Bearish	-88.34		0.87	48,212.20
10:33:03	10686	0	Bullish	Bullish	-2.90		1.03	21,718.35	10:33:03	-104699	-8577	Bearish	Bearish	-74.33		0.86	48,220.55
10:33:57	28499	17813	Bullish	Bullish	1.75		1.09	21,719.70	10:33:57	-143328	-38629	Bearish	Bearish	-75.63		0.82	48,221.30
10:35:02	28499	0	Bullish	Bullish	8.69		1.09	21,721.50	10:35:02	-143328	0	Bearish	Bearish	-60.98		0.82	48,231.40
10:36:09	33252	4753	Bullish	Bullish	7.53		1.11	21,717.85	10:36:09	-143341	-13	Bearish	Bearish	-49.42		0.82	48,230.40
10:37:03	43792	10540	Bullish	Bullish	2.50		1.14	21,715.70	10:37:03	-160228	-16887	Bearish	Bearish	-51.36		0.8	48,216.80
10:38:04	43792	0	Bullish	Bullish	11.17	Buy 21500 CE	1.14	21,720.75	10:38:04	-160228	0	Bearish	Bearish	-37.04		0.8	48,233.05
10:39:02	43792	0	Bullish	Bullish	8.35		1.14	21,720.75	10:39:02	-160228	0	Bearish	Bearish	-37.92		0.8	48,225.00
10:40:02	56519	12727	Bullish	Bullish	6.48		1.18	21,719.45	10:40:02	-139479	20749	Bearish	Bearish	-54.58		0.83	48,209.95
10:41:02	56519	0	Bullish	Bullish	6.11		1.18	21,722.60	10:41:02	-139473	6	Bearish	Bearish	-24.99		0.83	48,244.75
10:42:03	62999	6480	Bullish	Bullish	6.09		1.2	21,715.15	10:42:03	-144811	-5338	Bearish	Bearish	-31.78		0.82	48,223.95
10:43:02	62390	-609	Bullish	Bullish	6.52		1.2	21,716.00	10:43:02	-144793	18	Bearish	Bearish	-41.02		0.82	48,216.80
10:44:03	62390	0	Bullish	Bullish	6.35		1.2	21,714.75	10:44:03	-144796	-3	Bearish	Bullish	-33.22		0.82	48,234.05
10:45:02	62390	0	Bullish	Bullish	5.63		1.2	21,717.90	10:45:02	-129055	15741	Bearish	Bullish	-15.54		0.84	48,233.25
10:46:02	71100	8710	Bullish	Bearish	5.12		1.23	21,715.80	10:46:02	-137078	-8023	Bearish	Bullish	-25.00		0.83	48,235.65
10:47:02	71100	0	Bullish	Bullish	9.31		1.23	21,721.45	10:47:02	-137080	-2	Bearish	Bullish	-25.79		0.83	48,238.90
10:48:03	66625	-4475	Bullish	Bullish	18.98		1.21	21,729.65	10:48:03	-137080	0	Bearish	Bullish	-8.40		0.83	48,251.15
10:49:00	66449	-176	Bullish	Bullish	13.98		1.21	21,727.70	10:49:00	-131675	5405	Bearish	Bullish	-17.94		0.84	48,240.35
10:50:02	66449	0	Bullish	Bullish	10.90		1.21	21,716.60	10:50:02	-131675	0	Bearish	Bullish	-27.87		0.84	48,241.05
10:51:02	64213	-2236	Bullish	Bullish	2.89		1.21	21,727.75	10:51:02	-143537	-11862	Bearish	Bearish	-42.52		0.83	48,227.65
10:52:02	65354	1141	Bullish	Bullish	6.43		1.21	21,724.80	10:52:02	-144127	-590	Bearish	Bearish	-35.84		0.83	48,213.90
10:53:02	65354	0	Bullish	Bullish	0.88		1.21	21,723.25	10:53:02	-144127	0	Bearish	Bullish	-50.34		0.83	48,214.60
10:54:02	60816	-4538	Bullish	Bearish	2.88		1.19	21,721.75	10:54:02	-144127	0	Bearish	Bearish	-42.22		0.83	48,213.45
10:55:02	60656	-160	Bullish	Bearish	-0.12		1.19	21,712.05	10:55:02	-159170	-15043	Bearish	Bearish	-52.13		0.81	48,194.60
10:56:02	60656	0	Bullish	Bearish	-6.60		1.19	21,704.75	10:56:02	-159171	-1	Bearish	Bearish	-87.24		0.81	48,186.10
10:57:03	60656	0	Bullish	Bearish	-5.63		1.19	21,710.35	10:57:03	-174238	-15067	Bearish	Bearish	-73.10		0.79	48,184.80
10:58:00	67299	6643	Bullish	Bearish	-3.51		1.22	21,712.50	10:58:00	-181485	-7247	Bearish	Bearish	-58.85		0.79	48,198.75
10:59:03	67299	0	Bullish	Bearish	-5.00		1.22	21,708.30	10:59:03	-181485	0	Bearish	Bearish	-71.53		0.79	48,182.05
11:00:02	71023	3724	Bullish	Bearish	-8.33		1.23	21,709.70	11:00:02	-181492	-7	Bearish	Bearish	-58.38		0.79	48,189.65
11:01:02	66794	-4229	Bullish	Bearish	-7.96		1.21	21,711.35	11:01:02	-187988	-6496	Bearish	Bearish	-60.96		0.78	48,196.65
11:02:02	66794	0	Bullish	Bearish	-4.25		1.21	21,712.15	11:02:02	-187988	0	Bearish	Bearish	-45.29		0.78	48,211.70


Nifty ATM		Current Expiry	Exp High :	21,902.70	132.40	Not Break	Resistanc	22000	BN ATM	Friday		Exp High :	48,742.10	264.40	Not Break	Resistanc	48500
21750		2024-01-04	Exp Low :	21,572.60	104.30	Not Break	Support	21500	48300			Exp Low :	48,007.60	84.25	Not Break	Support	48000
Time	NET Oi	+▲-▼	Net Oi Signal	Price Action Signal	VWAP Diff	Strike	Nifty PCR	Nifty LTP	Time	NET Oi	+▲-▼	Net Oi Signal	Price Action Signal	VWAP Diff	Strike	BN PCR	BN LTP
11:03:02	61099	-5695	Bullish	Bearish	-3.89		1.19	21,711.95	11:03:02	-187988	0	Bearish	Bearish	-37.25		0.78	48,218.05
11:04:02	57740	-3359	Bullish	Bearish	-13.09	Buy 21900 PE	1.18	21,706.65	11:04:02	-191465	-3477	Bearish	Bearish	-65.44		0.78	48,211.40
11:05:02	57740	0	Bullish	Bearish	-8.58		1.18	21,709.05	11:05:02	-191465	0	Bearish	Bearish	-61.38		0.78	48,204.35
11:06:02	57740	0	Bullish	Bearish	-11.11		1.18	21,709.95	11:06:02	-191465	0	Bearish	Bearish	-78.86		0.78	48,194.65
11:07:02	44818	-12922	Bullish	Bearish	-5.84		1.14	21,708.25	11:07:02	-210139	-18674	Bearish	Bearish	-80.08		0.76	48,184.05
11:08:02	44818	0	Bullish	Bearish	-12.17		1.14	21,711.75	11:08:02	-210139	0	Bearish	Bullish	-70.63		0.76	48,195.90
11:09:01	44818	0	Bullish	Bullish	-5.75		1.14	21,713.20	11:09:01	-210139	0	Bearish	Bullish	-70.38		0.76	48,198.15
11:10:02	36763	-8055	Bullish	Bullish	-6.73		1.11	21,712.30	11:10:02	-233270	-23131	Bearish	Bullish	-51.25		0.74	48,193.95
11:11:02	36763	0	Bullish	Bullish	-10.55		1.11	21,715.30	11:11:02	-233270	0	Bearish	Bullish	-68.82		0.74	48,203.60
11:12:02	33931	-2832	Bullish	Bullish	-5.68		1.1	21,715.30	11:12:02	-233270	0	Bearish	Bullish	-67.50		0.74	48,202.55
11:13:02	31922	-2009	Bullish	Bullish	-4.66		1.1	21,717.50	11:13:02	-241819	-8549	Bearish	Bullish	-59.28		0.74	48,208.50
11:14:02	31922	0	Bullish	Bullish	-3.41		1.1	21,718.90	11:14:02	-241793	26	Bearish	Bullish	-54.20		0.74	48,196.95
11:15:04	31922	0	Bullish	Bullish	-3.75		1.1	21,720.55	11:15:04	-241793	0	Bearish	Bearish	-61.71		0.74	48,204.95
11:16:02	31466	-456	Bullish	Bullish	2.15		1.09	21,718.95	11:16:02	-235215	6578	Bearish	Bearish	-38.89		0.75	48,209.50
11:17:02	31466	0	Bullish	Bullish	5.89		1.09	21,723.20	11:17:02	-235215	0	Bearish	Bullish	-23.81		0.75	48,219.25
11:18:03	31466	0	Bullish	Bullish	10.42	Buy 21500 CE	1.09	21,724.10	11:18:03	-235213	2	Bearish	Bullish	-5.55		0.75	48,238.55
11:19:02	26685	-4781	Bullish	Bullish	11.37		1.08	21,728.50	11:19:02	-225324	9889	Bearish	Bullish	26.73	Buy 48000 CE	0.75	48,264.35
11:20:02	26685	0	Bullish	Bullish	11.94		1.08	21,727.15	11:20:02	-225324	0	Bearish	Bullish	27.13		0.75	48,273.15
11:21:03	26685	0	Bullish	Bullish	15.90		1.08	21,732.85	11:21:03	-225324	0	Bearish	Bullish	39.17		0.75	48,270.55
11:22:03	28170	1485	Bullish	Bullish	12.02		1.08	21,732.85	11:22:03	-185256	40068	Bearish	Bullish	26.64		0.79	48,261.95
11:23:02	28170	0	Bullish	Bullish	13.65		1.08	21,730.05	11:23:02	-185202	54	Bearish	Bullish	22.19		0.79	48,257.50
11:24:05	28170	0	Bullish	Bullish	11.84		1.08	21,728.05	11:24:05	-185202	0	Bearish	Bullish	20.27		0.79	48,249.05
11:25:02	25317	-2853	Bullish	Bullish	10.37		1.07	21,730.70	11:25:02	-190756	-5554	Bearish	Bullish	8.75		0.78	48,262.30
11:26:03	25317	0	Bullish	Bullish	21.95		1.07	21,733.55	11:26:03	-190756	0	Bearish	Bullish	29.18		0.78	48,260.75
11:27:02	31500	6183	Bullish	Bullish	15.29		1.09	21,733.35	11:27:02	-190756	0	Bearish	Bullish	9.60		0.78	48,255.00
11:28:04	34722	3222	Bullish	Bullish	17.22		1.1	21,731.60	11:28:04	-201083	-10327	Bearish	Bullish	0.19		0.78	48,248.80
11:29:02	34722	0	Bullish	Bullish	12.83		1.1	21,730.20	11:29:02	-201083	0	Bearish	Bullish	-2.70		0.78	48,247.60
11:30:03	34722	0	Bullish	Bullish	24.62		1.1	21,732.80	11:30:03	-212770	-11687	Bearish	Bullish	5.84		0.77	48,246.55
11:31:02	46450	11728	Bullish	Bullish	22.55		1.14	21,733.05	11:31:02	-210248	2522	Bearish	Bullish	-2.01		0.77	48,247.60
11:32:02	46450	0	Bullish	Bullish	20.48		1.14	21,731.65	11:32:02	-210250	-2	Bearish	Bearish	-5.36		0.77	48,239.25
11:33:03	46450	0	Bullish	Bullish	18.93		1.14	21,730.70	11:33:03	-210250	0	Bearish	Bearish	-3.91		0.77	48,239.50
11:34:02	57098	10648	Bullish	Bearish	15.50		1.17	21,729.30	11:34:02	-217330	-7080	Bearish	Bearish	-9.84		0.76	48,240.90
11:35:03	57098	0	Bullish	Bullish	13.54		1.17	21,734.50	11:35:03	-217332	-2	Bearish	Bearish	-19.62	Buy 48500 PE	0.76	48,243.90
11:36:03	57098	0	Bullish	Bullish	28.79		1.17	21,739.25	11:36:03	-217523	-191	Bearish	Bullish	2.78		0.76	48,261.60
11:37:02	63975	6877	Bullish	Bullish	34.84		1.19	21,743.00	11:37:02	-217378	145	Bearish	Bullish	23.14	Buy 48000 CE	0.76	48,270.10
11:38:04	63975	0	Bullish	Bullish	29.75		1.19	21,743.00	11:38:04	-217392	-14	Bearish	Bullish	16.14		0.76	48,267.55


Nifty ATM		Current Expiry	Exp High : 21,902.70	132.40	Not Break	Resistanc	22000	BN ATM	Friday		Exp High : 48,742.10	264.40	Not Break	Resistanc	48500		
21750		2024-01-04	Exp Low : 21,572.60	104.30	Not Break	Support	21500	48300			Exp Low : 48,007.60	84.25	Not Break	Support	48000		
Time	NET Oi	+▲-▼	Net Oi Signal	Price Action Signal	VWAP Diff	Strike	Nifty PCR	Nifty LTP	Time	NET Oi	+▲-▼	Net Oi Signal	Price Action Signal	VWAP Diff	Strike	BN PCR	BN LTP
11:39:02	63975	0	Bullish	Bullish	32.33		1.19	21,742.40	11:39:02	-217392	0	Bearish	Bullish	17.05		0.76	48,261.30
11:40:02	65002	1027	Bullish	Bullish	31.50		1.2	21,743.05	11:40:02	-215994	1398	Bearish	Bullish	20.03		0.77	48,258.25
11:41:03	65002	0	Bullish	Bullish	23.53		1.2	21,738.65	11:41:03	-215990	4	Bearish	Bullish	6.46		0.77	48,252.60
11:42:03	65002	0	Bullish	Bullish	14.53		1.2	21,735.65	11:42:03	-217491	-1501	Bearish	Bearish	-0.61		0.76	48,244.90
11:43:03	67667	2665	Bullish	Bullish	20.23		1.21	21,737.05	11:43:03	-213802	3689	Bearish	Bullish	6.34		0.77	48,249.85
11:44:02	67667	0	Bullish	Bullish	23.71		1.21	21,738.65	11:44:02	-213799	3	Bearish	Bearish	11.98		0.77	48,247.25
11:45:02	67667	0	Bullish	Bullish	21.04		1.21	21,735.95	11:45:02	-213799	0	Bearish	Bearish	9.83		0.77	48,238.45
11:46:03	68240	573	Bullish	Bearish	11.19		1.21	21,729.70	11:46:03	-211340	2459	Bearish	Bearish	-4.07		0.77	48,239.30
11:47:02	68240	0	Bullish	Bullish	11.09		1.21	21,733.15	11:47:02	-211343	-3	Bearish	Bullish	-4.96		0.77	48,242.70
11:48:01	68240	0	Bullish	Bearish	8.43		1.21	21,733.50	11:48:01	-211343	0	Bearish	Bearish	-7.86		0.77	48,240.55
11:49:02	64458	-3782	Bullish	Bearish	11.11		1.2	21,734.25	11:49:02	-217127	-5784	Bearish	Bearish	-7.16		0.77	48,231.50
11:50:01	64458	0	Bullish	Bearish	7.14		1.2	21,732.25	11:50:01	-217127	0	Bearish	Bearish	-7.00		0.77	48,226.70
11:51:02	64458	0	Bullish	Bearish	10.17		1.2	21,734.60	11:51:02	-217127	0	Bearish	Bearish	-6.56		0.77	48,234.75
11:52:03	60996	-3462	Bullish	Bearish	10.45		1.19	21,735.60	11:52:03	-217903	-776	Bearish	Bearish	-5.79		0.76	48,234.20
11:53:02	60996	0	Bullish	Bearish	13.38		1.19	21,737.75	11:53:02	-217916	-13	Bearish	Bearish	5.00		0.76	48,244.55
11:54:02	60996	0	Bullish	Bearish	13.81		1.19	21,738.15	11:54:02	-217916	0	Bearish	Bearish	5.45		0.76	48,244.20
11:55:03	58022	-2974	Bullish	Bullish	11.02		1.18	21,736.00	11:55:03	-212330	5586	Bearish	Bullish	10.21		0.77	48,253.40
11:56:02	58022	0	Bullish	Bullish	12.68		1.18	21,738.20	11:56:02	-212335	-5	Bearish	Bullish	19.62		0.77	48,253.45
11:57:01	58022	0	Bullish	Bullish	19.06		1.18	21,742.15	11:57:01	-212335	0	Bearish	Bullish	21.65		0.77	48,263.65
11:58:07	53871	-4151	Bullish	Bullish	21.85		1.16	21,742.15	11:58:07	-211350	985	Bearish	Bullish	33.82		0.77	48,263.65
11:59:02	53871	0	Bullish	Bullish	22.69		1.16	21,743.05	11:59:02	-211350	0	Bearish	Bullish	43.79		0.77	48,273.10
12:00:02	53871	0	Bullish	Bullish	23.93		1.16	21,749.60	12:00:02	-211350	0	Bearish	Bullish	88.52		0.77	48,315.35
12:01:04	51438	-2433	Bullish	Bullish	24.42		1.15	21,747.10	12:01:04	-183806	27544	Bearish	Bullish	70.83		0.79	48,302.40
12:02:03	51438	0	Bullish	Bullish	20.75		1.15	21,743.65	12:02:03	-183806	0	Bearish	Bullish	53.09		0.79	48,285.55
12:03:02	51438	0	Bullish	Bullish	17.20		1.15	21,742.60	12:03:02	-169049	14757	Bearish	Bullish	53.08		0.8	48,283.05
12:04:02	53141	1703	Bullish	Bullish	15.86		1.16	21,742.55	12:04:02	-163035	6014	Bearish	Bullish	54.68		0.81	48,293.05
12:05:02	53141	0	Bullish	Bullish	24.32		1.16	21,748.05	12:05:02	-163035	0	Bearish	Bullish	69.81		0.81	48,295.05
12:06:05	53141	0	Bullish	Bullish	26.19		1.16	21,744.65	12:06:05	-163035	0	Bearish	Bullish	69.66		0.81	48,286.00
12:07:02	55646	2505	Bullish	Bullish	18.29		1.17	21,744.35	12:07:02	-146369	16666	Bearish	Bullish	57.46		0.83	48,291.95
12:08:01	55646	0	Bullish	Bullish	20.70		1.17	21,743.95	12:08:01	-146370	-1	Bearish	Bullish	58.43		0.83	48,281.95
12:09:02	55646	0	Bullish	Bullish	22.58		1.17	21,745.45	12:09:02	-146370	0	Bearish	Bullish	58.43		0.83	48,292.10
12:10:02	58160	2514	Bullish	Bullish	24.16		1.17	21,746.65	12:10:02	-153090	-6720	Bearish	Bullish	58.29		0.82	48,289.55
12:11:02	58160	0	Bullish	Bullish	28.22		1.17	21,744.15	12:11:02	-153088	2	Bearish	Bullish	60.67		0.82	48,291.95
12:12:02	58160	0	Bullish	Bearish	23.67		1.17	21,741.80	12:12:02	-153088	0	Bearish	Bullish	49.40		0.82	48,287.10
12:13:03	70140	11980	Bullish	Bearish	26.18		1.21	21,742.75	12:13:03	-168052	-14964	Bearish	Bearish	52.39		0.81	48,288.40
12:14:03	70140	0	Bullish	Bearish	29.29		1.21	21,742.65	12:14:03	-168052	0	Bearish	Bearish	54.46		0.81	48,293.05

Nifty ATM		Current Expiry	Exp High : 21,902.70	132.40	Not Break	Resistanc	22000	BN ATM	Friday		Exp High : 48,742.10	264.40	Not Break	Resistanc	48500		
21750		2024-01-04	Exp Low : 21,572.60	104.30	Not Break	Support	21500	48300			Exp Low : 48,007.60	84.25	Not Break	Support	48000		
Time	NET Oi	+▲-▼	Net Oi Signal	Price Action Signal	VWAP Diff	Strike	Nifty PCR	Nifty LTP	Time	NET Oi	+▲-▼	Net Oi Signal	Price Action Signal	VWAP Diff	Strike	BN PCR	BN LTP
12:15:02	70140	0	Bullish	Bearish	27.47		1.21	21,739.10	12:15:02	-168052	0	Bearish	Bearish	47.70		0.81	48,283.55
12:16:02	81231	11091	Bullish	Bearish	21.84		1.25	21,739.95	12:16:02	-183063	-15011	Bearish	Bullish	33.77		0.79	48,284.00
12:17:03	81231	0	Bullish	Bearish	26.94		1.25	21,741.90	12:17:03	-183063	0	Bearish	Bearish	39.39		0.79	48,280.00
12:17:59	81231	0	Bullish	Bearish	28.10		1.25	21,741.30	12:17:59	-183063	0	Bearish	Bearish	27.35		0.79	48,271.85
12:19:02	97924	16693	Bullish	Bearish	30.12		1.3	21,741.15	12:19:02	-186664	-3601	Bearish	Bearish	33.57		0.79	48,277.10
12:19:57	97924	0	Bullish	Bullish	30.12		1.3	21,744.60	12:19:57	-186667	-3	Bearish	Bullish	46.58		0.79	48,294.85
12:21:02	97924	0	Bullish	Bullish	34.49		1.3	21,745.35	12:21:02	-186681	-14	Bearish	Bullish	58.33		0.79	48,296.40
12:22:02	104453	6529	Bullish	Bullish	36.40		1.32	21,748.10	12:22:02	-182716	3965	Bearish	Bearish	55.95		0.8	48,291.70
12:23:03	104453	0	Bullish	Bullish	43.24		1.32	21,749.65	12:23:03	-182799	-83	Bearish	Bullish	58.76		0.8	48,296.25
12:24:03	110133	5680	Bullish	Bullish	41.32		1.34	21,748.95	12:24:03	-182799	0	Bearish	Bullish	64.22		0.8	48,301.70
12:25:03	111797	1664	Bullish	Bullish	42.07		1.35	21,749.00	12:25:03	-185211	-2412	Bearish	Bullish	71.96		0.79	48,304.85
12:26:03	111797	0	Bullish	Bullish	39.91		1.35	21,749.60	12:26:03	-185213	-2	Bearish	Bullish	65.36		0.79	48,301.30
12:27:02	116986	5189	Bullish	Bullish	39.14		1.37	21,748.85	12:27:02	-185213	0	Bearish	Bearish	54.78		0.79	48,288.70
12:28:03	115988	-998	Bullish	Bullish	35.67		1.36	21,744.55	12:28:03	-180742	4471	Bearish	Bearish	53.13		0.8	48,279.95
12:29:02	115988	0	Bullish	Bullish	29.42		1.36	21,742.85	12:29:02	-180742	0	Bearish	Bearish	32.63		0.8	48,275.00
12:30:02	115988	0	Bullish	Bearish	29.48		1.36	21,741.15	12:30:02	-180742	0	Bearish	Bearish	29.69		0.8	48,276.00
12:31:03	118850	2862	Bullish	Bearish	25.15		1.37	21,733.10	12:31:03	-180802	-60	Bearish	Bearish	3.48		0.8	48,229.30
12:32:04	118850	0	Bullish	Bearish	3.59		1.37	21,732.55	12:32:04	-180802	0	Bearish	Bearish	-49.68	Buy 48500 PE	0.8	48,234.70
12:33:03	118850	0	Bullish	Bearish	12.35		1.37	21,731.15	12:33:03	-180802	0	Bearish	Bearish	-24.90		0.8	48,244.00
12:34:03	115539	-3311	Bullish	Bearish	14.23		1.37	21,730.35	12:34:03	-179315	1487	Bearish	Bearish	-28.19		0.8	48,247.20
12:35:05	115539	0	Bullish	Bearish	12.61		1.37	21,728.95	12:35:05	-179315	0	Bearish	Bearish	-12.93		0.8	48,240.75
12:36:03	115539	0	Bullish	Bearish	13.39		1.37	21,728.85	12:36:03	-179315	0	Bearish	Bearish	-8.04		0.8	48,239.15
12:37:02	116958	1419	Bullish	Bearish	11.48		1.37	21,729.95	12:37:02	-178489	826	Bearish	Bearish	-22.51		0.8	48,237.30
12:37:59	116958	0	Bullish	Bearish	11.36		1.37	21,728.40	12:37:59	-178489	0	Bearish	Bearish	-22.48		0.8	48,237.90
12:39:02	116958	0	Bullish	Bearish	11.35		1.37	21,732.20	12:39:02	-178489	0	Bearish	Bearish	-10.51		0.8	48,253.00
12:40:04	115155	-1803	Bullish	Bearish	11.28		1.36	21,728.20	12:40:04	-180237	-1748	Bearish	Bearish	-6.01		0.8	48,250.05
12:41:03	115155	0	Bullish	Bearish	-5.66		1.36	21,721.80	12:41:03	-180242	-5	Bearish	Bearish	-32.37		0.8	48,232.75
12:42:02	115155	0	Bullish	Bearish	-4.98		1.36	21,722.00	12:42:02	-180242	0	Bearish	Bearish	-24.52		0.8	48,232.50
12:43:02	103261	-11894	Bullish	Bearish	-6.82		1.32	21,717.00	12:43:02	-185543	-5301	Bearish	Bearish	-22.37		0.79	48,219.90
12:44:02	103261	0	Bullish	Bearish	-3.61		1.32	21,716.05	12:44:02	-185556	-13	Bearish	Bearish	-21.56		0.79	48,226.25
12:45:02	103261	0	Bullish	Bearish	-11.57	Buy 21900 PE	1.32	21,711.05	12:45:02	-185556	0	Bearish	Bearish	-32.31		0.79	48,220.45
12:46:02	94733	-8528	Bullish	Bearish	-12.53		1.29	21,710.45	12:46:02	-198697	-13141	Bearish	Bearish	-36.80		0.78	48,219.00
12:47:02	94733	0	Bullish	Bearish	-12.00		1.29	21,711.75	12:47:02	-198697	0	Bearish	Bearish	-30.22		0.78	48,225.75
12:48:02	94733	0	Bullish	Bearish	-5.69		1.29	21,711.95	12:48:02	-198697	0	Bearish	Bearish	-31.59		0.78	48,216.40
12:49:02	89991	-4742	Bullish	Bearish	-9.14		1.28	21,714.55	12:49:02	-196798	1899	Bearish	Bearish	-32.58		0.78	48,211.95
12:50:07	89991	0	Bullish	Bearish	-9.47		1.28	21,720.15	12:50:07	-196795	3	Bearish	Bearish	-30.62		0.78	48,216.70



Nifty ATM		Current Expiry	Exp High : 21,902.70	132.40	Not Break	Resistanc	22000	BN ATM	Friday		Exp High : 48,742.10	264.40	Not Break	Resistanc	48500		
21750		2024-01-04	Exp Low : 21,572.60	104.30	Not Break	Support	21500	48300			Exp Low : 48,007.60	84.25	Not Break	Support	48000		
Time	NET Oi	+▲-▼	Net Oi Signal	Price Action Signal	VWAP Diff	Strike	Nifty PCR	Nifty LTP	Time	NET Oi	+▲-▼	Net Oi Signal	Price Action Signal	VWAP Diff	Strike	BN PCR	BN LTP
12:51:03	89991	0	Bullish	Bearish	-1.51		1.28	21,721.75	12:51:03	-196795	0	Bearish	Bearish	-11.89		0.78	48,232.55
12:52:02	78936	-11055	Bullish	Bearish	-4.06		1.24	21,716.05	12:52:02	-197370	-575	Bearish	Bearish	-6.63		0.78	48,222.55
12:53:01	78936	0	Bullish	Bearish	-9.45		1.24	21,716.50	12:53:01	-197369	1	Bearish	Bearish	-24.69		0.78	48,213.35
12:54:02	78936	0	Bullish	Bearish	-11.43		1.24	21,714.25	12:54:02	-197363	6	Bearish	Bearish	-24.69		0.78	48,211.10
12:55:03	73395	-5541	Bullish	Bearish	-2.37		1.22	21,717.35	12:55:03	-194470	2893	Bearish	Bearish	-5.15		0.79	48,225.00
12:56:03	73395	0	Bullish	Bearish	-4.37		1.22	21,716.40	12:56:03	-194470	0	Bearish	Bullish	-2.50		0.79	48,229.70
12:57:02	73395	0	Bullish	Bearish	-9.86		1.22	21,715.75	12:57:02	-194470	0	Bearish	Bullish	-17.48		0.79	48,230.45
12:58:00	72910	-485	Bullish	Bullish	-2.81		1.22	21,712.75	12:58:00	-199186	-4716	Bearish	Bullish	-11.47		0.78	48,225.25
12:59:02	72910	0	Bullish	Bullish	-3.41		1.22	21,714.55	12:59:02	-199185	1	Bearish	Bullish	-13.41		0.78	48,223.45
13:00:01	72910	0	Bullish	Bullish	-4.40		1.22	21,715.25	13:00:01	-199192	-7	Bearish	Bearish	-21.49		0.78	48,213.30
13:01:03	74277	1367	Bullish	Bullish	-11.39		1.22	21,714.40	13:01:03	-205566	-6374	Bearish	Bearish	-30.84		0.78	48,208.35
13:02:02	74874	597	Bullish	Bullish	-6.39		1.23	21,721.50	13:02:02	-205565	1	Bearish	Bearish	-29.58		0.78	48,207.20
13:03:02	74874	0	Bullish	Bearish	-5.48		1.23	21,716.65	13:03:02	-205565	0	Bearish	Bearish	-27.08		0.78	48,197.15
13:04:02	63145	-11729	Bullish	Bearish	-12.32		1.19	21,714.40	13:04:02	-231034	-25469	Bearish	Bearish	-72.47		0.75	48,172.05
13:05:02	63145	0	Bullish	Bullish	-5.43		1.19	21,731.45	13:05:02	-231034	0	Bearish	Bullish	-38.44		0.75	48,236.50
13:06:00	63145	0	Bullish	Bullish	4.66		1.19	21,733.95	13:06:00	-231034	0	Bearish	Bullish	-18.04		0.75	48,233.45
13:07:02	57651	-5494	Bullish	Bullish	5.89		1.17	21,738.90	13:07:02	-244474	-13440	Bearish	Bullish	-20.26		0.74	48,239.50
13:08:02	57651	0	Bullish	Bullish	8.77		1.17	21,737.50	13:08:02	-244474	0	Bearish	Bullish	-7.08		0.74	48,235.65
13:09:02	57651	0	Bullish	Bullish	4.91		1.17	21,737.05	13:09:02	-244474	0	Bearish	Bullish	-15.02		0.74	48,232.45
13:10:02	51979	-5672	Bullish	Bullish	8.05		1.15	21,738.25	13:10:02	-244146	328	Bearish	Bullish	-2.01		0.74	48,239.55
13:11:02	51979	0	Bullish	Bullish	5.78		1.15	21,736.40	13:11:02	-244110	36	Bearish	Bullish	-3.82		0.74	48,230.10
13:12:02	51979	0	Bullish	Bullish	0.72		1.15	21,731.85	13:12:02	-244110	0	Bearish	Bullish	-13.96		0.74	48,234.85
13:13:02	50642	-1337	Bullish	Bullish	5.07		1.15	21,737.65	13:13:02	-253872	-9762	Bearish	Bullish	-1.96		0.73	48,231.65
13:14:02	50642	0	Bullish	Bullish	7.07		1.15	21,738.30	13:14:02	-253872	0	Bearish	Bullish	0.19		0.73	48,243.45
13:15:03	50642	0	Bullish	Bullish	13.75	Buy 21500 CE	1.15	21,739.85	13:15:03	-253872	0	Bearish	Bullish	16.61	Buy 47900 CE	0.73	48,249.40
13:16:02	53015	2373	Bullish	Bullish	15.84		1.16	21,739.05	13:16:02	-248326	5546	Bearish	Bullish	22.52		0.73	48,249.50
13:17:02	52951	-64	Bullish	Bullish	19.08		1.16	21,737.25	13:17:02	-248340	-14	Bearish	Bullish	19.68		0.73	48,236.05
13:18:02	52951	0	Bullish	Bullish	17.15		1.16	21,735.70	13:18:02	-248340	0	Bearish	Bullish	8.43		0.73	48,239.05
13:19:02	67806	14855	Bullish	Bullish	20.22		1.21	21,737.65	13:19:02	-240925	7415	Bearish	Bullish	21.42		0.74	48,246.70
13:20:02	67806	0	Bullish	Bearish	14.30		1.21	21,735.50	13:20:02	-234339	6586	Bearish	Bearish	18.30		0.75	48,238.85
13:21:04	67806	0	Bullish	Bearish	11.36		1.21	21,734.20	13:21:04	-234339	0	Bearish	Bullish	11.93		0.75	48,245.25
13:22:00	73416	5610	Bullish	Bearish	10.35		1.22	21,731.40	13:22:00	-230695	3644	Bearish	Bullish	23.55		0.75	48,244.50
13:23:02	73416	0	Bullish	Bearish	13.94		1.22	21,732.85	13:23:02	-230697	-2	Bearish	Bearish	19.19		0.75	48,235.05
13:24:02	73416	0	Bullish	Bearish	6.02		1.22	21,729.65	13:24:02	-230697	0	Bearish	Bullish	14.33		0.75	48,234.10
13:25:02	73280	-136	Bullish	Bearish	9.17		1.22	21,729.55	13:25:02	-229229	1468	Bearish	Bearish	6.92		0.75	48,231.25
13:26:02	73280	0	Bullish	Bearish	9.90		1.22	21,731.45	13:26:02	-229082	147	Bearish	Bullish	15.21		0.75	48,238.60



Nifty ATM		Current Expiry	Exp High : 21,902.70	132.40	Not Break	Resistanc	22000	BN ATM	Friday		Exp High : 48,742.10	264.40	Not Break	Resistanc	48500		
21750		2024-01-04	Exp Low : 21,572.60	104.30	Not Break	Support	21500	48300			Exp Low : 48,007.60	84.25	Not Break	Support	48000		
Time	NET Oi	+▲-▼	Net Oi Signal	Price Action Signal	VWAP Diff	Strike	Nifty PCR	Nifty LTP	Time	NET Oi	+▲-▼	Net Oi Signal	Price Action Signal	VWAP Diff	Strike	BN PCR	BN LTP
13:27:02	73280	0	Bullish	Bearish	8.68		1.22	21,732.05	13:27:02	-229082	0	Bearish	Bearish	-0.82		0.75	48,228.85
13:27:59	72201	-1079	Bullish	Bearish	4.68		1.22	21,728.65	13:27:59	-229665	-583	Bearish	Bearish	1.78		0.75	48,220.45
13:29:03	72201	0	Bullish	Bearish	4.07		1.22	21,727.15	13:29:03	-229666	-1	Bearish	Bearish	-14.82		0.75	48,216.60
13:30:00	72201	0	Bullish	Bearish	-1.93		1.22	21,729.10	13:30:00	-229666	0	Bearish	Bearish	-23.80	Buy 48500 PE	0.75	48,215.70
13:31:02	70568	-1633	Bullish	Bearish	-10.71	Buy 21900 PE	1.21	21,716.85	13:31:02	-229666	0	Bearish	Bearish	-61.53		0.75	48,178.25
13:32:02	70568	0	Bullish	Bearish	-14.55		1.21	21,714.95	13:32:02	-237300	-7634	Bearish	Bearish	-80.74		0.74	48,172.05
13:33:02	70568	0	Bullish	Bearish	-7.17		1.21	21,716.20	13:33:02	-237300	0	Bearish	Bearish	-63.63		0.74	48,175.20
13:34:03	66928	-3640	Bullish	Bearish	-1.67		1.2	21,722.30	13:34:03	-245095	-7795	Bearish	Bearish	-62.27		0.73	48,191.40
13:35:02	69240	2312	Bullish	Bearish	1.08		1.21	21,721.70	13:35:02	-272891	-27796	Bearish	Bearish	-49.70		0.71	48,185.10
13:36:02	69240	0	Bullish	Bearish	-6.61		1.21	21,722.10	13:36:02	-272891	0	Bearish	Bearish	-68.71		0.71	48,187.80
13:37:02	66716	-2524	Bullish	Bearish	-3.81		1.2	21,722.55	13:37:02	-287574	-14683	Bearish	Bearish	-60.41		0.7	48,180.70
13:38:02	66716	0	Bullish	Bearish	-10.60		1.2	21,717.35	13:38:02	-287661	-87	Bearish	Bearish	-76.59		0.7	48,170.30
13:39:03	66716	0	Bullish	Bearish	-6.59		1.2	21,713.60	13:39:03	-287654	7	Bearish	Bearish	-76.87		0.7	48,174.40
13:40:05	63951	-2765	Bullish	Bearish	-7.68		1.19	21,709.20	13:40:05	-295787	-8133	Bearish	Bearish	-98.87		0.7	48,133.90
13:41:02	63951	0	Bullish	Bearish	-14.99		1.19	21,713.05	13:41:02	-295237	550	Bearish	Bearish	-121.00		0.7	48,126.10
13:42:02	63951	0	Bullish	Bearish	-11.13		1.19	21,718.10	13:42:02	-295237	0	Bearish	Bearish	-108.63		0.7	48,145.00
13:43:03	59191	-4760	Bullish	Bearish	-11.42		1.18	21,717.10	13:43:03	-345612	-50375	Bearish	Bearish	-100.90		0.65	48,149.15
13:44:03	59101	-90	Bullish	Bullish	-6.01		1.18	21,719.25	13:44:03	-345688	-76	Bearish	Bearish	-95.43		0.65	48,155.70
13:45:02	59101	0	Bullish	Bullish	-1.40		1.18	21,722.00	13:45:02	-345688	0	Bearish	Bullish	-79.01		0.65	48,174.70
13:46:06	69461	10360	Bullish	Bullish	1.30		1.21	21,721.80	13:46:06	-349760	-4072	Bearish	Bearish	-73.42		0.65	48,166.45
13:47:02	69461	0	Bullish	Bearish	2.49		1.21	21,722.20	13:47:02	-349760	0	Bearish	Bearish	-68.10		0.65	48,169.35
13:48:02	69461	0	Bullish	Bullish	6.59		1.21	21,726.95	13:48:02	-349760	0	Bearish	Bearish	-63.90		0.65	48,176.25
13:49:02	73977	4516	Bullish	Bullish	1.55		1.23	21,722.25	13:49:02	-349760	0	Bearish	Bearish	-73.42		0.65	48,163.10
13:50:02	73977	0	Bullish	Bearish	-5.34		1.23	21,717.90	13:50:02	-357811	-8051	Bearish	Bearish	-79.51		0.64	48,161.55
13:51:02	73977	0	Bullish	Bullish	2.61		1.23	21,723.65	13:51:02	-357811	0	Bearish	Bullish	-63.01		0.64	48,182.15
13:52:02	75853	1876	Bullish	Bullish	-1.45		1.23	21,721.55	13:52:02	-362366	-4555	Bearish	Bearish	-82.93		0.64	48,171.85
13:53:02	76975	1122	Bullish	Bullish	-3.75		1.24	21,725.35	13:53:02	-362366	0	Bearish	Bullish	-82.85		0.64	48,176.70
13:54:02	76975	0	Bullish	Bullish	3.40		1.24	21,726.00	13:54:02	-362366	0	Bearish	Bullish	-70.32		0.64	48,174.50
13:55:03	79113	2138	Bullish	Bullish	2.15		1.24	21,722.20	13:55:03	-360569	1797	Bearish	Bullish	-62.78		0.64	48,183.85
13:56:02	79113	0	Bullish	Bullish	-0.45		1.24	21,718.30	13:56:02	-360647	-78	Bearish	Bullish	-67.67		0.64	48,180.95
13:57:01	79113	0	Bullish	Bullish	0.35		1.24	21,721.15	13:57:01	-360647	0	Bearish	Bullish	-81.28		0.64	48,178.90
13:58:01	81436	2323	Bullish	Bearish	-1.35		1.25	21,717.65	13:58:01	-360191	456	Bearish	Bullish	-69.08		0.64	48,179.45
13:59:02	81436	0	Bullish	Bearish	-1.50		1.25	21,716.35	13:59:02	-355878	4313	Bearish	Bullish	-68.41		0.65	48,183.60
14:00:03	81436	0	Bullish	Bearish	0.55		1.25	21,718.10	14:00:03	-355866	12	Bearish	Bullish	-51.33		0.65	48,178.05
14:01:03	81356	-80	Bullish	Bearish	-1.49		1.25	21,719.25	14:01:03	-350552	5314	Bearish	Bullish	-71.90		0.65	48,182.60
14:02:02	81356	0	Bullish	Bearish	1.31		1.25	21,718.05	14:02:02	-350552	0	Bearish	Bullish	-78.50		0.65	48,178.35

Nifty ATM		Current Expiry	Exp High : 21,902.70	132.40	Not Break	Resistanc	22000	BN ATM	Friday		Exp High : 48,742.10	264.40	Not Break	Resistanc	48500		
21750		2024-01-04	Exp Low : 21,572.60	104.30	Not Break	Support	21500	48300			Exp Low : 48,007.60	84.25	Not Break	Support	48000		
Time	NET Oi	+▲-▼	Net Oi Signal	Price Action Signal	VWAP Diff	Strike	Nifty PCR	Nifty LTP	Time	NET Oi	+▲-▼	Net Oi Signal	Price Action Signal	VWAP Diff	Strike	BN PCR	BN LTP
14:03:03	81356	0	Bullish	Bearish	1.25		1.25	21,716.30	14:03:03	-350552	0	Bearish	Bullish	-74.80		0.65	48,164.50
14:04:04	86164	4808	Bullish	Bearish	0.15		1.27	21,717.65	14:04:04	-359020	-8468	Bearish	Bearish	-68.58		0.64	48,178.95
14:05:02	86164	0	Bullish	Bullish	3.45		1.27	21,724.40	14:05:02	-359006	14	Bearish	Bullish	-61.48		0.64	48,202.75
14:06:02	86164	0	Bullish	Bullish	12.28	Buy 21500 CE	1.27	21,726.35	14:06:02	-359010	-4	Bearish	Bullish	-38.38		0.64	48,194.40
14:07:03	83651	-2513	Bullish	Bearish	12.35		1.26	21,720.95	14:07:03	-352490	6520	Bearish	Bullish	-40.24		0.65	48,179.50
14:08:03	84982	1331	Bullish	Bearish	1.49		1.26	21,721.10	14:08:03	-360299	-7809	Bearish	Bearish	-70.12		0.64	48,180.35
14:09:03	84982	0	Bullish	Bearish	-0.01		1.26	21,717.20	14:09:03	-360299	0	Bearish	Bearish	-65.48		0.64	48,170.80
14:10:03	83808	-1174	Bullish	Bearish	-6.51		1.26	21,711.00	14:10:03	-372097	-11798	Bearish	Bearish	-78.15		0.63	48,147.10
14:11:02	83808	0	Bullish	Bearish	-9.49		1.26	21,711.95	14:11:02	-372095	2	Bearish	Bearish	-95.87		0.63	48,149.20
14:12:03	83808	0	Bullish	Bearish	-11.97	Buy 21900 PE	1.26	21,710.00	14:12:03	-372095	0	Bearish	Bearish	-107.14		0.63	48,144.50
14:13:03	82361	-1447	Bullish	Bearish	-6.45		1.25	21,705.55	14:13:03	-369391	2704	Bearish	Bearish	-92.68		0.64	48,154.20
14:13:57	88876	6515	Bullish	Bearish	-19.69		1.27	21,702.05	14:13:57	-374702	-5311	Bearish	Bearish	-109.15		0.63	48,145.90
14:15:02	88876	0	Bullish	Bearish	-29.26		1.27	21,697.80	14:15:02	-374702	0	Bearish	Bearish	-122.49		0.63	48,126.45
14:16:04	69328	-19548	Bullish	Bearish	-34.79		1.21	21,694.05	14:16:04	-374136	566	Bearish	Bearish	-154.31		0.63	48,104.40
14:17:03	69328	0	Bullish	Bearish	-33.69		1.21	21,689.15	14:17:03	-394036	-19900	Bearish	Bearish	-155.69		0.61	48,100.15
14:18:04	69328	0	Bullish	Bearish	-40.08		1.21	21,695.95	14:18:04	-394036	0	Bearish	Bearish	-140.82		0.61	48,125.55
14:19:02	56319	-13009	Bullish	Bearish	-34.53		1.17	21,693.65	14:19:02	-424520	-30484	Bearish	Bearish	-135.24		0.59	48,120.70
14:20:03	56319	0	Bullish	Bearish	-41.35		1.17	21,686.45	14:20:03	-424494	26	Bearish	Bearish	-129.46		0.59	48,114.15
14:21:02	56319	0	Bullish	Bearish	-39.18		1.17	21,694.85	14:21:02	-424494	0	Bearish	Bearish	-120.01		0.59	48,130.25
14:22:02	45926	-10393	Bullish	Bearish	-37.00		1.13	21,699.45	14:22:02	-422378	2116	Bearish	Bearish	-116.41		0.59	48,139.70
14:23:03	34602	-11324	Bullish	Bearish	-33.77		1.1	21,694.55	14:23:03	-422378	0	Bearish	Bearish	-105.32		0.59	48,136.80
14:24:02	34602	0	Bullish	Bearish	-38.91		1.1	21,692.15	14:24:02	-422378	0	Bearish	Bearish	-127.23		0.59	48,126.20
14:25:06	22391	-12211	Bullish	Bearish	-47.91		1.06	21,690.50	14:25:06	-424446	-2068	Bearish	Bearish	-139.99		0.58	48,112.85
14:26:02	22391	0	Bullish	Bearish	-54.57		1.06	21,686.05	14:26:02	-424453	-7	Bearish	Bearish	-147.64		0.58	48,117.85
14:27:03	22391	0	Bullish	Bearish	-49.44		1.06	21,686.65	14:27:03	-424453	0	Bearish	Bearish	-136.06		0.58	48,118.50
14:28:02	7424	-14967	Bullish	Bearish	-42.98		1.02	21,691.00	14:28:02	-424453	0	Bearish	Bullish	-123.80		0.58	48,133.00
14:29:02	7424	0	Bullish	Bullish	-33.94		1.02	21,694.05	14:29:02	-431485	-7032	Bearish	Bullish	-98.63		0.58	48,138.70
14:30:03	7424	0	Bullish	Bullish	-37.86		1.02	21,689.50	14:30:03	-431485	0	Bearish	Bullish	-105.73		0.58	48,134.05
14:31:03	-3889	-11313	Bearish	Bearish	-39.81		0.99	21,692.50	14:31:03	-432631	-1146	Bearish	Bullish	-104.32		0.58	48,141.25
14:32:06	-3889	0	Bearish	Bullish	-31.67		0.99	21,697.80	14:32:06	-432631	0	Bearish	Bullish	-81.55		0.58	48,156.50
14:33:02	-3889	0	Bearish	Bullish	-24.25		0.99	21,700.25	14:33:02	-432631	0	Bearish	Bullish	-70.42		0.58	48,163.45
14:34:05	-7946	-4057	Bearish	Bullish	-24.49		0.98	21,704.45	14:34:05	-417847	14784	Bearish	Bullish	-72.40		0.58	48,172.35
14:35:02	-7946	0	Bearish	Bullish	-21.68		0.98	21,701.20	14:35:02	-417847	0	Bearish	Bullish	-66.23		0.58	48,159.30
14:36:02	-7946	0	Bearish	Bullish	-11.91		0.98	21,707.70	14:36:02	-417847	0	Bearish	Bullish	-35.02		0.58	48,187.75
14:37:03	-3411	4535	Bearish	Bullish	-4.32		0.99	21,711.50	14:37:03	-389396	28451	Bearish	Bullish	-33.78		0.6	48,192.50
14:38:02	-3411	0	Bearish	Bullish	0.25		0.99	21,716.25	14:38:02	-389422	-26	Bearish	Bullish	-16.83		0.6	48,199.45

Nifty ATM		Current Expiry	Exp High : 21,902.70	132.40	Not Break	Resistanc	22000	BN ATM	Friday		Exp High : 48,742.10	264.40	Not Break	Resistanc	48500		
21750		2024-01-04	Exp Low : 21,572.60	104.30	Not Break	Support	21500	48300			Exp Low : 48,007.60	84.25	Not Break	Support	48000		
Time	NET Oi	+▲-▼	Net Oi Signal	Price Action Signal	VWAP Diff	Strike	Nifty PCR	Nifty LTP	Time	NET Oi	+▲-▼	Net Oi Signal	Price Action Signal	VWAP Diff	Strike	BN PCR	BN LTP
14:39:03	-3411	0	Bearish	Bullish	1.66		0.99	21,711.65	14:39:03	-389422	0	Bearish	Bullish	-1.11		0.6	48,213.80
14:40:01	7740	11151	Bullish	Bullish	-1.78		1.02	21,709.85	14:40:01	-374271	15151	Bearish	Bullish	-21.82		0.61	48,202.40
14:41:03	11675	3935	Bullish	Bullish	-3.53		1.03	21,711.20	14:41:03	-374270	1	Bearish	Bullish	-21.78		0.61	48,199.45
14:42:02	11675	0	Bullish	Bullish	2.78		1.03	21,716.30	14:42:02	-374270	0	Bearish	Bullish	-7.54		0.61	48,207.60
14:43:02	15145	3470	Bullish	Bullish	-4.22		1.04	21,710.40	14:43:02	-364870	9400	Bearish	Bullish	-16.73		0.61	48,212.45
14:44:03	15145	0	Bullish	Bullish	-3.87		1.04	21,710.00	14:44:03	-365191	-321	Bearish	Bullish	-21.70		0.61	48,213.50
14:45:04	15145	0	Bullish	Bullish	-11.87		1.04	21,704.95	14:45:04	-365191	0	Bearish	Bullish	-43.67		0.61	48,192.65
14:46:03	17716	2571	Bullish	Bullish	-11.85		1.05	21,706.20	14:46:03	-370950	-5759	Bearish	Bullish	-39.68		0.61	48,190.35
14:47:03	19861	2145	Bullish	Bullish	-6.83		1.06	21,709.50	14:47:03	-370967	-17	Bearish	Bullish	-29.32		0.61	48,208.40
14:48:08	19861	0	Bullish	Bullish	-7.37		1.06	21,709.45	14:48:08	-370967	0	Bearish	Bullish	-32.68		0.61	48,206.25
14:49:01	23950	4089	Bullish	Bullish	-2.52		1.07	21,715.25	14:49:01	-372311	-1344	Bearish	Bullish	-16.52		0.6	48,220.85
14:50:04	23944	-6	Bullish	Bullish	-4.67		1.07	21,712.25	14:50:04	-370331	1980	Bearish	Bullish	-29.45		0.61	48,208.25
14:51:02	23944	0	Bullish	Bearish	2.18		1.07	21,714.10	14:51:02	-370331	0	Bearish	Bullish	-11.53		0.61	48,210.85
14:52:03	23918	-26	Bullish	Bearish	0.13		1.07	21,710.30	14:52:03	-359195	11136	Bearish	Bullish	8.18		0.61	48,218.35
14:53:01	27566	3648	Bullish	Bullish	7.97		1.08	21,725.25	14:53:01	-354854	4341	Bearish	Bullish	16.50	Buy 48000 CE	0.62	48,256.10
14:54:02	27566	0	Bullish	Bullish	13.36	Buy 21500 CE	1.08	21,724.50	14:54:02	-354854	0	Bearish	Bullish	38.21		0.62	48,254.15
14:54:31	27566	0	Bullish	Bullish	13.36		1.08	21,724.50	14:54:31	-354854	0	Bearish	Bullish	38.21		0.62	48,254.15
14:55:20	31662	4096	Bullish	Bullish	1.60		1.09	21,714.70	14:55:20	-333125	21729	Bearish	Bullish	11.43		0.63	48,242.20
14:55:51	23743	-7919	Bullish	Bullish	3.49		1.07	21,725.90	14:55:51	-338652	-5527	Bearish	Bullish	17.97		0.63	48,250.60
14:56:28	23743	0	Bullish	Bullish	3.49		1.07	21,725.90	14:56:28	-338652	0	Bearish	Bullish	17.97		0.63	48,250.60
14:56:45	23743	0	Bullish	Bullish	3.49		1.07	21,725.90	14:56:45	-338652	0	Bearish	Bullish	17.97		0.63	48,250.60
14:57:03	23743	0	Bullish	Bullish	3.49		1.07	21,726.30	14:57:03	-338652	0	Bearish	Bullish	59.69		0.63	48,257.90
14:58:02	20302	-3441	Bullish	Bullish	12.55		1.06	21,729.15	14:58:02	-333764	4888	Bearish	Bullish	52.84		0.63	48,267.80
14:59:02	21812	1510	Bullish	Bullish	17.66		1.06	21,733.30	14:59:02	-313428	20336	Bearish	Bullish	76.83		0.65	48,298.00
15:00:00	21812	0	Bullish	Bullish	16.65		1.06	21,727.20	15:00:00	-313428	0	Bearish	Bullish	77.77		0.65	48,285.70
15:01:03	30946	9134	Bullish	Bullish	17.92		1.09	21,743.30	15:01:03	-280413	33015	Bearish	Bullish	100.46		0.67	48,348.00
15:02:02	30946	0	Bullish	Bullish	24.26		1.09	21,744.10	15:02:02	-280413	0	Bearish	Bullish	135.31		0.67	48,342.15
15:03:04	30946	0	Bullish	Bullish	42.35		1.09	21,741.05	15:03:04	-280413	0	Bearish	Bullish	177.69		0.67	48,363.95
15:04:02	39209	8263	Bullish	Bullish	17.81		1.12	21,742.45	15:04:02	-203543	76870	Bearish	Bullish	97.72		0.73	48,328.05
15:04:31	39209	0	Bullish	Bullish	17.81		1.12	21,742.45	15:04:31	-203543	0	Bearish	Bullish	97.72		0.73	48,328.05
15:05:10	43696	4487	Bullish	Bullish	22.83		1.14	21,731.50	15:05:10	-208841	-5298	Bearish	Bullish	115.45		0.73	48,305.50
15:05:21	43696	0	Bullish	Bullish	22.83		1.14	21,731.50	15:05:21	-208841	0	Bearish	Bullish	115.45		0.73	48,305.50
15:05:53	43696	0	Bullish	Bullish	22.69		1.14	21,739.55	15:05:53	-208841	0	Bearish	Bullish	120.73		0.73	48,317.10
15:06:31	43696	0	Bullish	Bullish	22.69		1.14	21,739.55	15:06:31	-208841	0	Bearish	Bullish	120.73		0.73	48,317.10
15:06:46	43696	0	Bullish	Bullish	22.69		1.14	21,739.55	15:06:46	-208841	0	Bearish	Bullish	120.73		0.73	48,317.10
15:07:01	54268	10572	Bullish	Bullish	17.09		1.17	21,730.40	15:07:01	-187391	21450	Bearish	Bullish	75.06		0.75	48,289.40



Nifty ATM											Nifty Spot											Nifty Pre CL											Nifty Open											Nifty High											Nifty Low											India VIX											Current Expiry											Exp High											21,902.70											132.40											Not Break											Resistanc											22000											BN ATM											BN Spot											BN Pre CL											BN Open											BN High											BN Low											India VIX											Friday											Exp High											48,742.10											264.40											Not Break											Resistanc											48500										
21750											21,731.40											21778.7											21,737.65											21,770.30											21,676.90											14.50											2024-01-04											Exp Low											21,572.60											104.30											Not Break											Support											21500											48300											48,292.25											48,508.55											48,374.85											48,477.70											48,091.85											14.50											Exp Low											48,007.60											84.25											Not Break											Support											48000																					
Time	Call COI (Bearish ▼)	Call COI (+▲+▼)	Short Covering	Put COI (Bullish ▲)	Put COI (+▲+▼)	Long UW	NET Oi	+▲▼	Net Oi Signal	Price Action Signal	VWAP Diff	Strike	Nifty PCR	Nifty LTP	Time	Call COI (Bearish ▼)	Call COI (+▲+▼)	Short Covering	Put COI (Bullish ▲)	Put COI (+▲+▼)	Long Unwinding	NET Oi	+▲▼	Net Oi Signal	Price Action Signal	VWAP Diff	Strike	BN PCR	BN LTP	Time	Call COI (Bearish ▼)	Call COI (+▲+▼)	Short Covering	Put COI (Bullish ▲)	Put COI (+▲+▼)	Long Unwinding	NET Oi	+▲▼	Net Oi Signal	Price Action Signal	VWAP Diff	Strike	BN PCR	BN LTP																																																																																																																																																																																																																																																																							
09:15:03	0	0	0	196933	0	0	81806	0	Bullish	Wait	4.60		1.71	21,737.65	09:15:03	204940	0	0	228071	0	0	23131	0	Bullish	Wait	-66.77		1.11	48,374.85	09:15:03	204940	0	0	228071	0	0	23131	0	Bullish	Wait	-66.77		1.11	48,374.85																																																																																																																																																																																																																																																																							
09:16:02	108296	-6831	Short C	156199	-40734	Long UW	47903	-33903	Bullish	Wait	-4.74		1.44	21,724.20	09:16:02	143538	-61402	Short C	164762	-63309	Long UW	21224	-1907	Bullish	Wait	-15.46		1.15	48,383.65	09:16:02	143538	-61402	Short C	164762	-63309	Long UW	21224	-1907	Bullish	Wait	-15.46		1.15	48,383.65																																																																																																																																																																																																																																																																							
09:17:09	108296	0	0	156199	0	0	47903	0	Bullish	Wait	-2.63		1.44	21,729.95	09:17:09	143538	0	0	164762	0	0	21224	0	Bullish	Wait	2.93		1.15	48,360.50	09:17:09	143538	0	0	164762	0	0	21224	0	Bullish	Wait	2.93		1.15	48,360.50																																																																																																																																																																																																																																																																							
09:18:02	108296	0	0	194933	38734	0	86637	38734	Bullish	Wait	-2.63		1.8	21,718.45	09:18:02	223577	80039	0	164762	0	0	-58815	-80039	Bullish	Wait	2.93	0.74	48,321.90	09:18:02	223577	80039	0	164762	0	0	-58815	-80039	Bullish	Wait	2.93	0.74	48,321.90																																																																																																																																																																																																																																																																									
09:19:03	153889	45593	0	194933	0	0	41044	-45593	Bullish	Wait	-2.63		1.27	21,712.25	09:19:03	223813	236	0	256721	91959	0	32908	91723	Bullish	Wait	2.93		1.15	48,317.95	09:19:03	223813	236	0	256721	91959	0	32908	91723	Bullish	Wait	2.93		1.15	48,317.95																																																																																																																																																																																																																																																																							
09:20:03	153889	0	0	194933	0	0	41044	0	Bullish	Wait	-9.86		1.27	21,714.35	09:20:03	223813	0	0	256721	0	0	32908	0	Bullish	Wait	-13.45		1.15	48,298.30	09:20:03	223813	0	0	256721	0	0	32908	0	Bullish	Wait	-13.45		1.15	48,298.30																																																																																																																																																																																																																																																																							
09:21:02	183413	29524	0	194933	0	0	11520	-29524	Bullish	Wait	-10.31	Buy 21900 PE	1.06	21,720.45	09:21:02	223813	0	0	256721	0	0	32908	0	Bullish	Wait	-13.45		1.15	48,337.80	09:21:02	223813	0	0	256721	0	0	32908	0	Bullish	Wait	-13.45		1.15	48,337.80																																																																																																																																																																																																																																																																							
09:22:02	183413	0	0	220712	25779	0	37299	25779	Bullish	Wait	4.80		1.2	21,715.20	09:22:02	311709	87896	0	334748	78027	0	23039	-9869	Bullish	Wait	2.93	1.07	48,365.80	09:22:02	311709	87896	0	334748	78027	0	23039	-9869	Bullish	Wait	2.93	1.07	48,365.80																																																																																																																																																																																																																																																																									
09:23:02	183413	0	0	220712	0	0	37299	0	Bullish	Wait	-6.21		1.2	21,711.95	09:23:02	311709	0	0	334748	0	-1.70	23039	0	Bullish	Wait	-1.70		1.07	48,320.85	09:23:02	311709	0	0	334748	0	-1.70	23039	0	Bullish	Wait	-1.70		1.07	48,320.85																																																																																																																																																																																																																																																																							
09:24:02	203301	19888	0	220712	0	0	17411	-19888	Bullish	Wait	0.32		1.09	21,715.40	09:24:02	364185	52476	0	334748	0	0	-29437	-52476	Bearish	Wait	-20.88	Buy 48600 PE	0.92	48,331.65	09:24:02	364185	52476	0	334748	0	0	-29437	-52476	Bearish	Wait	-20.88	Buy 48600 PE	0.92	48,331.65																																																																																																																																																																																																																																																																							
09:25:02	203301	0	0	253101	32389	0	49800	32389	Bullish	Wait	11.70	Buy 21500 CE	1.24	21,725.15	09:25:02	364185	0	0	422630	87882	0	58445	87882	Bullish	Wait	1.43		1.16	48,339.20	09:25:02	364185	0	0	422630	87882	0	58445	87882	Bullish	Wait	1.43		1.16	48,339.20																																																																																																																																																																																																																																																																							
09:26:03	203301	0	0	253101	0	0	49800	0	Bullish	Wait	6.26		1.24	21,712.25	09:26:03	364185	0	0	422630	0	0	58445	0	Bullish	Wait	-22.93		1.16	48,311.15	09:26:03	364185	0	0	422630	0	0	58445	0	Bullish	Wait	-22.93		1.16	48,311.15																																																																																																																																																																																																																																																																							
09:27:02	215795	12494	0	281174	28073	0	65379	15579	Bullish	Wait	9.63		1.3	21,718.10	09:27:02	364185	0	0	463873	41243	0	99688	41243	Bullish	Wait	6.37		1.27	48,321.65	09:27:02	364185	0	0	463873	41243	0	99688	41243	Bullish	Wait	6.37		1.27	48,321.65																																																																																																																																																																																																																																																																							
09:28:03	215795	0	0	281174	0	0	65379	0	Bullish	Bearish	16.21		1.3	21,725.65	09:28:03	412168	47983	0	463873	0	0	51705	-47983	Bullish	Bearish	-2.61		1.13	48,329.90	09:28:03	412168	47983	0	463873	0	0	51705	-47983	Bullish	Bearish	-2.61		1.13	48,329.90																																																																																																																																																																																																																																																																							
09:29:02	215795	0	0	281174	0	0	65379	0	Bullish	Bullish	20.54		1.3	21,729.00	09:29:02	412168	0	0	463873	0	0	51705	0	Bullish	Bearish	3.38		1.13	48,336.75	09:29:02	412168	0	0	463873	0	0	51705	0	Bullish	Bearish	3.38		1.13	48,336.75																																																																																																																																																																																																																																																																							
09:30:00	215795	0	0	298607	17433	0	82812	17433	Bullish	Bullish	21.60		1.38	21,732.15	09:30:00	412168	0	0	463873	0	0	51705	0	Bullish	Bearish	15.05		1.13	48,337.95	09:30:00	412168	0	0	463873	0	0	51705	0	Bullish	Bearish	15.05		1.13	48,337.95																																																																																																																																																																																																																																																																							
09:31:08	226487	10692	0	298607	0	0	72120	-10692	Bullish	Bullish	22.48		1.32	21,729.50	09:31:08	441034	28866	0	503631	39758	0	62597	10892	Bullish	Bullish	38.33	Buy 48000 CE	1.14	48,322.55	09:31:08	441034	28866	0	503631	39758	0	62597	10892	Bullish	Bullish	38.33	Buy 48000 CE	1.14	48,322.55																																																																																																																																																																																																																																																																							
09:31:57	226487	0	0	298607	0	0	72120	0	Bullish	Bullish	24.04		1.32	21,737.00	09:31:57	441034	0	0	503631	0	0	62597	0	Bullish	Bearish	7.04		1.14	48,311.85	09:31:57	441034	0	0	503631	0	0	62597	0	Bullish	Bearish	7.04		1.14	48,311.85																																																																																																																																																																																																																																																																							
09:33:02	226487	0	0	298607	0	0	72120	0	Bullish	Bullish	23.16		1.32	21,735.90	09:33:02	480156	39122	0	503631	0	0	23475	-39122	Bullish	Bullish	-1.91		1.05	48,300.10	09:33:02	480156	39122	0	503631	0	0	23475	-39122	Bullish	Bullish	-1.91		1.05	48,300.10																																																																																																																																																																																																																																																																							
09:34:03	233038	6551	0	314545	15938	0	81507	9387	Bullish	Bullish	32.22		1.35	21,750.80	09:34:03	480156	0	0	536519	32888	0	56363	32888	Bullish	Bearish	13.58		1.12	48,322.25	09:34:03	480156	0	0	536519	32888	0	56363	32888	Bullish	Bearish	13.58		1.12	48,322.25																																																																																																																																																																																																																																																																							
09:35:02	233038	0	0	314545	0	0	81507	0	Bullish	Bullish	34.09		1.35	21,755.20	09:35:02	480156	0	0	536519	0	0	56363	0	Bullish	Bearish	19.04		1.12	48,317.90	09:35:02	480156	0	0	536519	0	0	56363	0	Bullish	Bearish	19.04		1.12	48,317.90																																																																																																																																																																																																																																																																							
09:36:03	241982	8944	0	336316	21771	0	94334	12827	Bullish	Bullish	40.32		1.39	21,758.30	09:36:03	506993	26837	0	536519	0	0	29526	-26837	Bullish	Bullish	49.64		1.06	48,332.15	09:36:03	506993	26837	0	536519	0	0	29526	-26837	Bullish	Bullish	49.64		1.06	48,332.15																																																																																																																																																																																																																																																																							
09:37:02	241982	0	0	336316	0	0	94334	0	Bullish	Bullish	33.21		1.39	21,755.10	09:37:02	506988	-5	0	563328	26809	0	56340	26814	Bullish	Bearish	36.13		1.11	48,351.35	09:37:02	506988	-5	0	563328	26809	0	56340	26814	Bullish	Bearish	36.13		1.11	48,351.35																																																																																																																																																																																																																																																																							
09:38:01	241982	0	0	336316	0	0	94334	0	Bullish	Bullish	34.01		1.39	21,753.15	09:38:01	506988	0	0	563328	0	0	56340	0	Bullish	Bullish	37.94		1.11	48,347.05	09:38:01	506988	0	0	563328	0	0	56340	0	Bullish	Bullish	37.94		1.11	48,347.05																																																																																																																																																																																																																																																																							
09:39:02	255715	13733	0	349886	13570	0	94171	-163	Bullish	Bullish	29.84		1.37	21,744.55	09:39:02	506988	0	0	566100	2772	0	59112	2772	Bullish	Bullish	30.70		1.12	48,322.70	09:39:02	506988	0	0	566100	2772	0	59112	2772	Bullish	Bullish	30.70		1.12	48,322.70																																																																																																																																																																																																																																																																							
09:40:02	255715	0	0	349886	0	0	94171	0	Bullish	Bullish	18.22		1.37	21,742.65	09:40:02	530958	23970	0	566189	89	0	35231	-23881	Bullish	Bearish	16.67		1.07	48,320.35	09:40:02	530958	23970	0	566189	89	0	35231	-23881	Bullish	Bearish	16.67		1.07	48,320.35																																																																																																																																																																																																																																																																							
09:41:02	255715	0	0	349886	0	0	94171	0	Bullish	Bullish	12.92		1.37	21,737.75	09:41:02	530958	0	0	566189	0	0	35231	0	Bullish	Bearish	-5.08		1.07	48,305.95	09:41:02	530958	0	0	566189	0	0	35231	0	Bullish	Bearish	-5.08		1.07	48,305.95																																																																																																																																																																																																																																																																							
09:42:02	255715	0	0	349886	0	0	94171	0	Bullish	Bullish	3.06		1.37	21,739.30	09:42:02	530958	0	0	566189	0	0	35231	0	Bullish	Bearish	-9.45		1.07	48,298.75	09:42:02	530958	0	0	566189	0	0	35231	0	Bullish	Bearish	-9.45		1.07	48,298.75																																																																																																																																																																																																																																																																							
09:43:03	253127	-2588	Short C	346002	-3884	Long UW	92875	-1296	Bullish	Bearish	1.77		1.37	21,730.60	09:43:																																																																																																																																																																																																																																																																																																				



Nifty ATM	Nifty Spot	Nifty Pre CL	Nifty Open	Nifty High	Nifty Low	India VIX	Current Expiry	Exp High	21,902.70	132.40	Not Break	Resistanc	22000	BN ATM	BN Spot	BN Pre CL	BN Open	BN High	BN Low	India VIX	Friday		Exp High	48,742.10	264.40	Not Break	Resistanc	48500	
21750	21,731.40	21778.7	21,737.65	21,770.30	21,676.90	14.50	2024-01-04	Exp Low	21,572.60	104.30	Not Break	Support	21500	48300	48,292.25	48,508.55	48,374.85	48,477.70	48,091.85	14.50	Friday		Exp Low	48,007.60	84.25	Not Break	Support	48000	
Time	Call COI (Bearish ▼)	Call COI (+▲-▼)	Short Covering	Put COI (Bullish ▲)	Put COI (+▲-▼)	Long UW	NET Oi	▲▲▼	Net Oi Signal	Price Action Signal	VWAP Diff	Strike	Nifty PCR	Nifty LTP	Time	Call COI (Bearish ▼)	Call COI (+▲-▼)	Short Covering	Put COI (Bullish ▲)	Put COI (+▲-▼)	Long Unwinding	NET Oi	▲▲▼	Net Oi Signal	Price Action Signal	VWAP Diff	Strike	BN PCR	BN LTP
10:17:02	348281	0		334212	0		-14069	0	Bearish	Bearish	-50.96	0.96	21,688.45	10:17:02	705156	0		650603	0		-54553	0	Bearish	Bearish	-53.73		0.92	48,238.90	
10:18:02	348281	0		329850	-4362	Long UW	-18431	-4362	Bearish	Bearish	-50.49	0.95	21,691.25	10:18:02	712068	6912		667857	17254	0		-44211	10342	Bearish	Bearish	-59.68		0.94	48,249.20
10:19:02	357948	9667		329850	0		-28098	-9667	Bearish	Bearish	-40.16	0.92	21,692.85	10:19:02	712075	7		667857	0			-44218	-7	Bearish	Bearish	-41.79		0.94	48,243.05
10:20:02	357948	0		329850	0		-28098	0	Bearish	Bearish	-38.58	0.92	21,696.85	10:20:02	712075	0		667857	0			-44218	0	Bearish	Bearish	-28.21		0.94	48,261.50
10:21:02	357948	0		329850	0		-28098	0	Bearish	Bearish	-33.49	0.92	21,697.75	10:21:02	712075	0		664118	-3739	Long UW		-47957	-3739	Bearish	Bearish	-16.62		0.93	48,263.85
10:22:02	348137	-9811	Short C	327179	-2671	Long UW	-20958	7140	Bearish	Bearish	-38.02	0.94	21,696.15	10:22:02	709870	-2205	Short C	664118	0			-45752	2205	Bearish	Bullish	-40.91		0.94	48,258.95
10:23:02	348137	0		327179	0		-20958	0	Bearish	Bullish	-19.45	0.94	21,707.40	10:23:02	709870	0		664118	0			-45752	0	Bearish	Bullish	-27.37		0.94	48,271.25
10:23:59	341088	-7049	Short C	327179	0		-13909	7049	Bearish	Bearish	-22.59	0.96	21,699.20	10:23:59	709870	0		664118	0			-45752	0	Bearish	Bullish	-23.19		0.94	48,260.35
10:25:03	341088	0		323277	-3902	Long UW	-17811	-3902	Bearish	Bullish	-15.19	0.95	21,712.00	10:25:03	731240	21370		673806	9688			-57434	-11682	Bearish	Bullish	-17.22		0.92	48,275.50
10:26:03	341088	0		323277	0		-17811	0	Bearish	Bullish	-7.93	0.95	21,711.95	10:26:03	731228	-12		673806	0			-57422	12	Bearish	Bullish	-10.95		0.92	48,269.55
10:27:02	327153	-13935	Short C	323277	0		-3876	13935	Bearish	Bullish	-6.42	0.99	21,716.25	10:27:02	743089	11861		673806	0			-69283	-11861	Bearish	Bullish	-24.88		0.91	48,265.70
10:28:03	327153	0		326123	2846		-1030	2846	Bearish	Bullish	-13.83	1	21,708.30	10:28:03	743098	9		676237	2431			-66861	2422	Bearish	Bullish	-45.56		0.91	48,253.80
10:29:02	327153	0		326123	0		-1030	0	Bearish	Bullish	-4.33	1	21,710.50	10:29:02	743098	0		676234	-3			-66864	-3	Bearish	Bullish	-41.64		0.91	48,249.10
10:30:02	327153	0		326123	0		-1030	0	Bearish	Bullish	-10.72	1	21,710.30	10:30:02	743098	0		676234	0			-66864	0	Bearish	Bearish	-74.60		0.91	48,230.25
10:31:02	323395	-3758	Short C	334081	7958		10686	11716	Bullish	Bullish	-8.42	1.03	21,713.95	10:31:02	760822	17724		664700	-11534	Long UW		-96122	-29258	Bearish	Bearish	-94.35		0.87	48,220.55
10:32:03	323395	0		334081	0		10686	0	Bullish	Bullish	-4.70	1.03	21,714.35	10:32:03	760822	0		664700	0			-96122	0	Bearish	Bearish	-88.34		0.87	48,212.20
10:33:03	323395	0		334081	0		10686	0	Bullish	Bullish	-2.90	1.03	21,718.35	10:33:03	760822	0		656123	-8577	Long UW		-104699	-8577	Bearish	Bearish	-74.33		0.86	48,220.55
10:33:57	317282	-6113	Short C	345781	11700		28499	17813	Bullish	Bullish	1.75	1.09	21,719.70	10:33:57	799427	38605		656099	-24			-143328	-38629	Bearish	Bearish	-75.63		0.82	48,221.30
10:35:02	317282	0		345781	0		28499	0	Bullish	Bullish	8.69	1.09	21,721.50	10:35:02	799427	0		656099	0			-143328	0	Bearish	Bearish	-60.98		0.82	48,231.40
10:36:09	312529	-4753	Short C	345781	0		33252	4753	Bullish	Bullish	7.53	1.11	21,717.85	10:36:09	799427	0		656086	-13			-143341	-13	Bearish	Bearish	-49.42		0.82	48,230.40
10:37:03	312529	0		356321	10540		43792	10540	Bullish	Bullish	2.50	1.14	21,715.70	10:37:03	818364	18937		658136	2050			-160228	-16887	Bearish	Bearish	-51.36		0.8	48,216.80
10:38:04	312529	0		356321	0		43792	0	Bullish	Bullish	11.17	1.14	21,720.75	10:38:04	818364	0	Buy 21500 CE	658136	0			-160228	0	Bearish	Bearish	-37.04		0.8	48,233.05
10:39:02	312529	0		356321	0		43792	0	Bullish	Bullish	8.35	1.14	21,720.75	10:39:02	818364	0		658136	0			-160228	0	Bearish	Bearish	-37.92		0.8	48,225.00
10:40:02	308994	-3535	Short C	365513	9192		56519	12727	Bullish	Bullish	6.48	1.18	21,719.45	10:40:02	807109	-11255	Short C	667630	9494			-139479	20749	Bearish	Bearish	-54.58		0.83	48,209.95
10:41:02	308994	0		365513	0		56519	0	Bullish	Bullish	6.11	1.18	21,722.60	10:41:02	807109	0		667636	6			-139473	6	Bearish	Bearish	-24.99		0.83	48,244.75
10:42:03	308994	0		371993	6480		62999	6480	Bullish	Bullish	6.09	1.2	21,715.15	10:42:03	807109	0		662298	-5338	Long UW		-144811	-5338	Bearish	Bearish	-31.78		0.82	48,223.95
10:43:02	309603	609		371993	0		62390	-609	Bullish	Bullish	6.52	1.2	21,716.00	10:43:02	807091	-18		662298	0			-144793	18	Bearish	Bearish	-41.02		0.82	48,216.80
10:44:03	309603	0		371993	0		62390	0	Bullish	Bullish	6.35	1.2	21,714.75	10:44:03	807091	0		662295	-3			-144796	-3	Bearish	Bullish	-33.22		0.82	48,234.05
10:45:02	309603	0		371993	0		62390	0	Bullish	Bullish	5.63	1.2	21,717.90	10:45:02	807091	0		678036	15741			-129055	15741	Bearish	Bullish	-15.54		0.84	48,233.25
10:46:02	310756	1153		381856	9863		71100	8710	Bullish	Bearish	5.12	1.23	21,715.80	10:46:02	815196	8105		678118	82			-137078	-8023	Bearish	Bullish	-25.00		0.83	48,235.65
10:47:02	310756	0		381856	0		71100	0	Bullish	Bullish	9.31	1.23	21,721.45	10:47:02	815196	0		678116	-2			-137080	-2	Bearish	Bullish	-25.79		0.83	48,238.90
10:48:03	310756	0		377381	-4475	Long UW	66625	-4475	Bullish	Bullish	18.98	1.21	21,729.65	10:48:03	815196	0		678116	0			-137080	0	Bearish	Bullish	-8.40		0.83	48,251.15
10:49:00	310932	176		377381	0		66449	-176	Bullish	Bullish	13.98	1.21	21,727.70	10:49:00	818167	2971		686492	8376			-131675	5405	Bearish	Bullish	-17.94		0.84	48,240.35
10:50:02	310932	0		377381	0		66449	0	Bullish	Bullish	10.90	1.21	21,716.60	10:50:02	818167	0		686492	0			-131675	0	Bearish	Bullish	-27.87		0.84	48,241.05
10:51:02	310932	0		375145	-2236	Long UW	64213	-2236	Bullish	Bullish	2.89	1.21	21,727.75	10:51:02	830029	11862		686492	0			-143537	-11862	Bearish	Bearish	-42.52		0.83	48,227.65
10:52:02	309750	-1182	Short C	375104	-41		65354	1141	Bullish	Bullish	6.43	1.21	21,724.80	10:52:02	830014	-15		685887	-605			-144127	-590	Bearish	Bearish	-35.84		0.83	48,213.90
10:53:02	309750	0		375104	0		65354	0	Bullish	Bullish	0.88	1.21	21,723.25	10:53:02	830014	0		685887	0			-144127	0	Bearish	Bullish	-50.34		0.83	48,214.60
10:54:02	314288	4538		375104	0		60816	-4538	Bullish	Bearish	2.88	1.19	21,721.75	10:54:02	830014	0		685887	0			-144127	0	Bearish	Bearish	-42.22		0.83	48,213.45
10:55:02	314288	0		374944	-160		60656	-160	Bullish	Bearish	-0.12	1.19	21,712.05	10:55:02	847338	17324		688168	2281			-159170	-15043	Bearish	Bearish	-52.13		0.81	48,194.60
10:56:02	314288	0		374944	0		6065																						

Nifty ATM	Nifty Spot	Nifty Pre CL	Nifty Open	Nifty High	Nifty Low	India VIX	Current Expiry	Exp High	21,902.70	132.40	Not Break	Resistanc	22000	BN ATM	BN Spot	BN Pre CL	BN Open	BN High	BN Low	India VIX	Friday		Exp High	48,742.10	264.40	Not Break	Resistanc	48500	
21750	21,731.40	21778.7	21,737.65	21,770.30	21,676.90	14.50	2024-01-04	Exp Low	21,572.60	104.30	Not Break	Support	21500	48300	48,292.25	48,508.55	48,374.85	48,477.70	48,091.85	14.50			Exp Low	48,007.60	84.25	Not Break	Support	48000	
Time	Call COI (Bearish ▼)	Call COI (+▲▼)	Short Covering	Put COI (Bullish ▲)	Put COI (+▲▼)	Long UW	NET Oi	+▲▼	Net Oi Signal	Price Action Signal	VWAP Diff	Strike	Nifty PCR	Nifty LTP	Time	Call COI (Bearish ▼)	Call COI (+▲▼)	Short Covering	Put COI (Bullish ▲)	Put COI (+▲▼)	Long Unwinding	NET Oi	+▲▼	Net Oi Signal	Price Action Signal	VWAP Diff	Strike	BN PCR	BN LTP
11:19:02	337561	3431		364246	-1350	Long UW	26685	-4781	Bullish	Bullish	11.37		1.08	21,728.50	11:19:02	910617	-13040	Short C	685293	-3151	Long UW	-225324	9889	Bearish	Bullish	26.73	Buy 48000 CE	0.75	48,264.35
11:20:02	337561	0		364246	0		26685	0	Bullish	Bullish	11.94		1.08	21,727.15	11:20:02	910617	0		685293	0		-225324	0	Bearish	Bullish	27.13		0.75	48,273.15
11:21:03	337561	0		364246	0		26685	0	Bullish	Bullish	15.90		1.08	21,732.85	11:21:03	910617	0		685293	0		-225324	0	Bearish	Bullish	39.17		0.75	48,270.55
11:22:03	336880	-681		365050	804		28170	1485	Bullish	Bullish	12.02		1.08	21,732.85	11:22:03	876600	-34017	Short C	691344	6051		-185256	40068	Bearish	Bullish	26.64		0.79	48,261.95
11:23:02	336880	0		365050	0		28170	0	Bullish	Bullish	13.65		1.08	21,730.05	11:23:02	876525	-75		691323	-21		-185202	54	Bearish	Bullish	22.19		0.79	48,257.50
11:24:05	336880	0		365050	0		28170	0	Bullish	Bullish	11.84		1.08	21,728.05	11:24:05	876525	0		691323	0		-185202	0	Bearish	Bullish	20.27		0.79	48,249.05
11:25:02	342451	5571		367768	2718		25317	-2853	Bullish	Bullish	10.37		1.07	21,730.70	11:25:02	884464	7939		693708	2385		-190756	-5554	Bearish	Bullish	8.75		0.78	48,262.30
11:26:03	342451	0		367768	0		25317	0	Bullish	Bullish	21.95		1.07	21,733.55	11:26:03	884464	0		693708	0		-190756	0	Bearish	Bullish	29.18		0.78	48,260.75
11:27:02	342451	0		373951	6183		31500	6183	Bullish	Bullish	15.29		1.09	21,733.35	11:27:02	884464	0		693708	0		-190756	0	Bearish	Bullish	9.60		0.78	48,255.00
11:28:04	339229	-3222	Short C	373951	0		34722	3222	Bullish	Bullish	17.22		1.1	21,731.60	11:28:04	897825	13361		696742	3034		-201083	-10327	Bearish	Bullish	0.19		0.78	48,248.80
11:29:02	339229	0		373951	0		34722	0	Bullish	Bullish	12.83		1.1	21,730.20	11:29:02	897825	0		696742	0		-201083	0	Bearish	Bullish	-2.70		0.78	48,247.60
11:30:03	339229	0		373951	0		34722	0	Bullish	Bullish	24.62		1.1	21,732.80	11:30:03	909512	11687		696742	0		-212770	-11687	Bearish	Bullish	5.84		0.77	48,246.55
11:31:02	336857	-2372	Short C	383307	9356		46450	11728	Bullish	Bullish	22.55		1.14	21,733.05	11:31:02	909572	60		699324	2582		-210248	2522	Bearish	Bullish	-2.01		0.77	48,247.60
11:32:02	336857	0		383307	0		46450	0	Bullish	Bullish	20.48		1.14	21,731.65	11:32:02	909572	0		699322	-2		-210250	-2	Bearish	Bearish	-5.36		0.77	48,239.25
11:33:03	336857	0		383307	0		46450	0	Bullish	Bullish	18.93		1.14	21,730.70	11:33:03	909572	0		699322	0		-210250	0	Bearish	Bearish	-3.91		0.77	48,239.50
11:34:02	335053	-1804	Short C	392151	8844		57098	10648	Bullish	Bearish	15.50		1.17	21,729.30	11:34:02	919868	10296		702538	3216		-217330	-7080	Bearish	Bearish	-9.84		0.76	48,240.90
11:35:03	335053	0		392151	0		57098	0	Bullish	Bullish	13.54		1.17	21,734.50	11:35:03	919868	0		702536	-2		-217332	-2	Bearish	Bearish	-19.62	Buy 48500 PE	0.76	48,243.90
11:36:03	335053	0		392151	0		57098	0	Bullish	Bullish	28.79		1.17	21,739.25	11:36:03	919868	0		702345	-191		-217523	-191	Bearish	Bullish	2.78		0.76	48,261.60
11:37:02	329477	-5576	Short C	393452	1301		63975	6877	Bullish	Bullish	34.84		1.19	21,743.00	11:37:02	919711	-157		702333	-12		-217378	145	Bearish	Bullish	23.14	Buy 48000 CE	0.76	48,270.10
11:38:04	329477	0		393452	0		63975	0	Bullish	Bullish	29.75		1.19	21,743.00	11:38:04	919711	0		702319	-14		-217392	-14	Bearish	Bullish	16.14		0.76	48,267.55
11:39:02	329477	0		393452	0		63975	0	Bullish	Bullish	32.33		1.19	21,742.40	11:39:02	919711	0		702319	0		-217392	0	Bearish	Bullish	17.05		0.76	48,261.30
11:40:02	329724	247		394726	1274		65002	1027	Bullish	Bullish	31.50		1.2	21,743.05	11:40:02	919796	85		703802	1483		-215994	1398	Bearish	Bullish	20.03		0.77	48,258.25
11:41:03	329724	0		394726	0		65002	0	Bullish	Bullish	23.53		1.2	21,738.65	11:41:03	919796	0		703806	4		-215990	4	Bearish	Bullish	6.46		0.77	48,252.60
11:42:03	329724	0		394726	0		65002	0	Bullish	Bullish	14.53		1.2	21,735.65	11:42:03	921297	1501		703806	0		-217491	-1501	Bearish	Bearish	-0.61		0.76	48,244.90
11:43:03	326407	-3317	Short C	394074	-652		67667	2665	Bullish	Bullish	20.23		1.21	21,737.05	11:43:03	921366	69		707564	3758		-213802	3689	Bearish	Bullish	6.34		0.77	48,249.85
11:44:02	326407	0		394074	0		67667	0	Bullish	Bullish	23.71		1.21	21,738.65	11:44:02	921366	0		707567	3		-213799	3	Bearish	Bearish	11.98		0.77	48,247.25
11:45:02	326407	0		394074	0		67667	0	Bullish	Bullish	21.04		1.21	21,735.95	11:45:02	921366	0		707567	0		-213799	0	Bearish	Bearish	9.83		0.77	48,238.45
11:46:03	326921	514		395161	1087		68240	573	Bullish	Bearish	11.19		1.21	21,729.70	11:46:03	925820	4454		714480	6913		-211340	2459	Bearish	Bearish	-4.07		0.77	48,239.30
11:47:02	326921	0		395161	0		68240	0	Bullish	Bullish	11.09		1.21	21,733.15	11:47:02	925820	0		714477	-3		-211343	-3	Bearish	Bullish	-4.96		0.77	48,242.70
11:48:01	326921	0		395161	0		68240	0	Bullish	Bearish	8.43		1.21	21,733.50	11:48:01	925820	0		714477	0		-211343	0	Bearish	Bearish	-7.86		0.77	48,240.55
11:49:02	327365	444		391823	-3338	Long UW	64458	-3782	Bullish	Bearish	11.11		1.2	21,734.25	11:49:02	927950	2130		710823	-3654	Long UW	-217127	-5784	Bearish	Bearish	-7.16		0.77	48,231.50
11:50:01	327365	0		391823	0		64458	0	Bullish	Bearish	7.14		1.2	21,732.25	11:50:01	927950	0		710823	0		-217127	0	Bearish	Bearish	-7.00		0.77	48,226.70
11:51:02	327365	0		391823	0		64458	0	Bullish	Bearish	10.17		1.2	21,734.60	11:51:02	927950	0		710823	0		-217127	0	Bearish	Bearish	-6.56		0.77	48,234.75
11:52:03	328272	907		389268	-2555	Long UW	60996	-3462	Bullish	Bearish	10.45		1.19	21,735.60	11:52:03	926361	-1589	Short C	708458	-2365	Long UW	-217903	-776	Bearish	Bearish	-5.79		0.76	48,234.20
11:53:02	328272	0		389268	0		60996	0	Bullish	Bearish	13.38		1.19	21,737.75	11:53:02	926366	5		708450	-8		-217916	-13	Bearish	Bearish	5.00		0.76	48,244.55
11:54:02	328272	0		389268	0		60996	0	Bullish	Bearish	13.81		1.19	21,738.15	11:54:02	926366	0		708450	0		-217916	0	Bearish	Bearish	5.45		0.76	48,244.20
11:55:03	330551	2279		388573	-695		58022	-2974	Bullish	Bullish	11.02		1.18	21,736.00	11:55:03	925683	-683		713353	4903		-212330	5586	Bearish	Bullish	10.21		0.77	48,253.40
11:56:02	330551	0		388573	0		58022	0	Bullish	Bullish	12.68		1.18	21,738.20	11:56:02	925683	0		713348	-5		-212335	-5	Bearish	Bullish	19.62		0.77	48,253.45
11:57:01	330551	0		388573	0		58022	0	Bullish	Bullish	19.06		1.18	21,742.15	11:57:01	925683	0		713348	0		-212335	0	Bearish	Bullish	21.65		0.77	48,263.65
11:58:07	333423	2872		387294	-1279	Long UW	53871	-4151	Bullish	Bullish	21.85		1.16	21,742.15	11:58:07	927027	1344		715677	2329		-211350	985	Bearish	Bullish	33.82		0.77	48,263.65
11:59:02	333423	0		387294	0		53871	0	Bullish	Bullish	22.69		1.16	21,743.05	11:59:02	927027	0		715677	0		-211350	0	Bearish	Bullish	43.79		0.77	48,273.10
12:00:02	333423	0		387294	0		53871	0	Bullish	Bullish	23.93		1.16	21,749.60	12:00:02	927027	0		715677	0		-211350	0	Bearish	Bullish	88.52		0.77	48,315.35
12:01:04	335759	2336		387197	-97		51438	-2433	Bullish	Bullish	24.42		1.15	21,747.10	12:01:04	881252	-45775	Short C	697446	-18231	Long UW	-183806	27544	Bearish	Bullish	70.83		0.79	48,302.40
12:02:03	335759	0		387197	0		51438	0	Bullish	Bullish	20.75		1.15	21,743.65	12:02:03	881252	0		697446	0		-183806	0	Bearish	Bullish	53.09		0.79	48,285.55
12:03:02	335759	0		387197	0		51438	0	Bullish	Bullish	17.20		1.15	21,742.60	12:03:02	866495	-14757	Short C	697446	0		-							

Nifty ATM	Nifty Spot	Nifty Pre C	Nifty Open	Nifty High	Nifty Low	India VIX	Current Expiry	Exp High	21,902.70	132.40	Not Break	Resistanc	22000	BN ATM	BN Spot	BN Pre CL	BN Open	BN High	BN Low	India VIX	Friday	Observer	Exp High	48,742.10	264.40	Not Break	Resistanc	48500	
21750	21,731.40	21778.7	21,737.65	21,770.30	21,676.90	14.50	2024-01-04	Exp Low	21,572.60	104.30	Not Break	Support	21500	48300	48,292.25	48,508.55	48,374.85	48,477.70	48,091.85	14.50			Exp Low	48,007.60	84.25	Not Break	Support	48000	
Time	Call COI (Bearish ▼)	Call COI (+▲-▼)	Short Covering	Put COI (Bullish ▲)	Put COI (+▲-▼)	Long UW	NET Oi	+▲-▼	Net Oi Signal	Price Action Signal	VWAP Diff	Strike	Nifty PCR	Nifty LTP	Time	Call COI (Bearish ▼)	Call COI (+▲-▼)	Short Covering	Put COI (Bullish ▲)	Put COI (+▲-▼)	Long Unwinding	NET Oi	+▲-▼	Net Oi Signal	Price Action Signal	VWAP Diff	Strike	BN PCR	BN LTP
12:21:02	324251	0		422175	0		97924	0	Bullish	Bullish	34.49		1.3	21,745.35	12:21:02	900258	0		713577	-14		-186681	-14	Bearish	Bullish	58.33		0.79	48,296.40
12:22:02	325427	1176		429880	7705		104453	6529	Bullish	Bullish	36.40		1.32	21,748.10	12:22:02	899933	-325		717217	3640		-182716	3965	Bearish	Bearish	55.95		0.8	48,291.70
12:23:03	325427	0		429880	0		104453	0	Bullish	Bullish	43.24		1.32	21,749.65	12:23:03	900048	115		717249	32		-182799	-83	Bearish	Bullish	58.76		0.8	48,296.25
12:24:03	319747	-5680	Short C	429880	0		110133	5680	Bullish	Bullish	41.32		1.34	21,748.95	12:24:03	900048	0		717249	0		-182799	0	Bearish	Bullish	64.22		0.8	48,301.70
12:25:03	319747	0		431544	1664		111797	1664	Bullish	Bullish	42.07		1.35	21,749.00	12:25:03	900918	870		715707	-1542	Long UW	-185211	-2412	Bearish	Bullish	71.96		0.79	48,304.85
12:26:03	319747	0		431544	0		111797	0	Bullish	Bullish	39.91		1.35	21,749.60	12:26:03	900918	0		715705	-2		-185213	-2	Bearish	Bullish	65.36		0.79	48,301.30
12:27:02	319747	0		436733	5189		116986	5189	Bullish	Bullish	39.14		1.37	21,748.85	12:27:02	900918	0		715705	0		-185213	0	Bearish	Bearish	54.78		0.79	48,288.70
12:28:03	320745	998		436733	0		115988	-998	Bullish	Bullish	35.67		1.36	21,744.55	12:28:03	897179	-3739	Short C	716437	732		-180742	4471	Bearish	Bearish	53.13		0.8	48,279.95
12:29:02	320745	0		436733	0		115988	0	Bullish	Bullish	29.42		1.36	21,742.85	12:29:02	897179	0		716437	0		-180742	0	Bearish	Bearish	32.63		0.8	48,275.00
12:30:02	320745	0		436733	0		115988	0	Bullish	Bearish	29.48		1.36	21,741.15	12:30:02	897179	0		716437	0		-180742	0	Bearish	Bearish	29.69		0.8	48,276.00
12:31:03	317920	-2825	Short C	436770	37		118850	2862	Bullish	Bearish	25.15		1.37	21,733.10	12:31:03	892535	-4644	Short C	711733	-4704	Long UW	-180802	-60	Bearish	Bearish	3.48		0.8	48,229.30
12:32:04	317920	0		436770	0		118850	0	Bullish	Bearish	3.59		1.37	21,732.55	12:32:04	892535	0		711733	0		-180802	0	Bearish	Bearish	-49.68	Buy 48500 PE	0.8	48,234.70
12:33:03	317920	0		436770	0		118850	0	Bullish	Bearish	12.35		1.37	21,731.15	12:33:03	892535	0		711733	0		-180802	0	Bearish	Bearish	-24.90		0.8	48,244.00
12:34:03	313176	-4744	Short C	428715	-8055	Long UW	115539	-3311	Bullish	Bearish	14.23		1.37	21,730.35	12:34:03	876857	-15678	Short C	697542	-14191	Long UW	-179315	1487	Bearish	Bearish	-28.19		0.8	48,247.20
12:35:05	313176	0		428715	0		115539	0	Bullish	Bearish	12.61		1.37	21,728.95	12:35:05	876857	0		697542	0		-179315	0	Bearish	Bearish	-12.93		0.8	48,240.75
12:36:03	313176	0		428715	0		115539	0	Bullish	Bearish	13.39		1.37	21,728.85	12:36:03	876857	0		697542	0		-179315	0	Bearish	Bearish	-8.04		0.8	48,239.15
12:37:02	315382	2206		432340	3625		116958	1419	Bullish	Bearish	11.48		1.37	21,729.95	12:37:02	884508	7651		706019	8477		-178489	826	Bearish	Bearish	-22.51		0.8	48,237.30
12:37:59	315382	0		432340	0		116958	0	Bullish	Bearish	11.36		1.37	21,728.40	12:37:59	884508	0		706019	0		-178489	0	Bearish	Bearish	-22.48		0.8	48,237.90
12:39:02	315382	0		432340	0		116958	0	Bullish	Bearish	11.35		1.37	21,732.20	12:39:02	884508	0		706019	0		-178489	0	Bearish	Bearish	-10.51		0.8	48,253.00
12:40:04	318322	2940		433477	1137		115155	-1803	Bullish	Bearish	11.28		1.36	21,728.20	12:40:04	888813	4305		708576	2557		-180237	-1748	Bearish	Bearish	-6.01		0.8	48,250.05
12:41:03	318322	0		433477	0		115155	0	Bullish	Bearish	-5.66		1.36	21,721.80	12:41:03	888817	4		708575	-1		-180242	-5	Bearish	Bearish	-32.37		0.8	48,232.75
12:42:02	318322	0		433477	0		115155	0	Bullish	Bearish	-4.98		1.36	21,722.00	12:42:02	888817	0		708575	0		-180242	0	Bearish	Bearish	-24.52		0.8	48,232.50
12:43:02	320243	1921		423504	-9973	Long UW	103261	-11894	Bullish	Bearish	-6.82		1.32	21,717.00	12:43:02	891847	3030		706304	-2271	Long UW	-185543	-5301	Bearish	Bearish	-22.37		0.79	48,219.90
12:44:02	320243	0		423504	0		103261	0	Bullish	Bearish	-3.61		1.32	21,716.05	12:44:02	891847	0		706291	-13		-185556	-13	Bearish	Bearish	-21.56		0.79	48,226.25
12:45:02	320243	0		423504	0		103261	0	Bullish	Bearish	-11.57	Buy 21900 PE	1.32	21,711.05	12:45:02	891847	0		706291	0		-185556	0	Bearish	Bearish	-32.31		0.79	48,220.45
12:46:02	322082	1839		416815	-6689	Long UW	94733	-8528	Bullish	Bearish	-12.53		1.29	21,710.45	12:46:02	901152	9305		702455	-3836	Long UW	-198697	-13141	Bearish	Bearish	-36.80		0.78	48,219.00
12:47:02	322082	0		416815	0		94733	0	Bullish	Bearish	-12.00		1.29	21,711.75	12:47:02	901152	0		702455	0		-198697	0	Bearish	Bearish	-30.22		0.78	48,225.75
12:48:02	322082	0		416815	0		94733	0	Bullish	Bearish	-5.69		1.29	21,711.95	12:48:02	901152	0		702455	0		-198697	0	Bearish	Bearish	-31.59		0.78	48,216.40
12:49:02	324717	2635		414708	-2107	Long UW	89991	-4742	Bullish	Bearish	-9.14		1.28	21,714.55	12:49:02	906903	5751		710105	7650		-196798	1899	Bearish	Bearish	-32.58		0.78	48,211.95
12:50:07	324717	0		414708	0		89991	0	Bullish	Bearish	-9.47		1.28	21,720.15	12:50:07	906903	0		710108	3		-196795	3	Bearish	Bearish	-30.62		0.78	48,216.70
12:51:03	324717	0		414708	0		89991	0	Bullish	Bearish	-1.51		1.28	21,721.75	12:51:03	906903	0		710108	0		-196795	0	Bearish	Bearish	-11.89		0.78	48,232.55
12:52:02	328769	4052		407705	-7003	Long UW	78936	-11055	Bullish	Bearish	-4.06		1.24	21,716.05	12:52:02	904616	-2287	Short C	707246	-2862	Long UW	-197370	-575	Bearish	Bearish	-6.63		0.78	48,222.55
12:53:01	328769	0		407705	0		78936	0	Bullish	Bearish	-9.45		1.24	21,716.50	12:53:01	904616	0		707247	1		-197369	1	Bearish	Bearish	-24.69		0.78	48,213.35
12:54:02	328769	0		407705	0		78936	0	Bullish	Bearish	-11.43		1.24	21,714.25	12:54:02	904616	0		707253	6		-197363	6	Bearish	Bearish	-24.69		0.78	48,211.10
12:55:03	328961	192		402356	-5349	Long UW	73395	-5541	Bullish	Bearish	-2.37		1.22	21,717.35	12:55:03	907745	3129		713275	6022		-194470	2893	Bearish	Bearish	-5.15		0.79	48,225.00
12:56:03	328961	0		402356	0		73395	0	Bullish	Bearish	-4.37		1.22	21,716.40	12:56:03	907745	0		713275	0		-194470	0	Bearish	Bullish	-2.50		0.79	48,229.70
12:57:02	328961	0		402356	0		73395	0	Bullish	Bearish	-9.86		1.22	21,715.75	12:57:02	907745	0		713275	0		-194470	0	Bearish	Bullish	-17.48		0.79	48,230.45
12:58:00	330422	1461		403332	976		72910	-485	Bullish	Bullish	-2.81		1.22	21,712.75	12:58:00	907476	-269		708290	-4985	Long UW	-199186	-4716	Bearish	Bullish	-11.47		0.78	48,225.25
12:59:02	330422	0		403332	0		72910	0	Bullish	Bullish	-3.41		1.22	21,714.55	12:59:02	907476	0		708291	1		-199185	1	Bearish	Bullish	-13.41		0.78	48,223.45
13:00:01	330422	0		403332	0		72910	0	Bullish	Bullish	-4.40		1.22																



Nifty ATM	Nifty Spot	Nifty Pre CL	Nifty Open	Nifty High	Nifty Low	India VIX	Current Expiry	Exp High	21,902.70	132.40	Not Break	Resistanc	22000	BN ATM	BN Spot	BN Pre CL	BN Open	BN High	BN Low	India VIX	Friday	Observer	Exp High	48,742.10	264.40	Not Break	Resistanc	48500	
21750	21,731.40	21778.7	21,737.65	21,770.30	21,676.90	14.50	2024-01-04	Exp Low	21,572.60	104.30	Not Break	Support	21500	48300	48,292.25	48,508.55	48,374.85	48,477.70	48,091.85	14.50	Friday	Observer	Exp Low	48,007.60	84.25	Not Break	Support	48000	
Time	Call COI (Bearish ▼)	Call COI (+▲-▼)	Short Covering	Put COI (Bullish ▲)	Put COI (+▲-▼)	Long UW	NET Oi	+▲-▼	Net Oi Signal	Price Action Signal	VWAP	Strike	Nifty PCR	Nifty LTP	Time	Call COI (Bearish ▼)	Call COI (+▲-▼)	Short Covering	Put COI (Bullish ▲)	Put COI (+▲-▼)	Long Unwinding	NET Oi	+▲-▼	Net Oi Signal	Price Action Signal	VWAP Diff	Strike	BN PCR	BN LTP
13:23:02	331594	0		405010	0		73416	0	Bullish	Bearish	13.94	1.22	21,732.85	13:23:02	923237	2		692540	0		-230697	-2	Bearish	Bearish	19.19		0.75	48,235.05	
13:24:02	331594	0		405010	0		73416	0	Bullish	Bearish	6.02	1.22	21,729.65	13:24:02	923237	0		692540	0		-230697	0	Bearish	Bullish	14.33		0.75	48,234.10	
13:25:02	331812	218		405092	82		73280	-136	Bullish	Bearish	9.17	1.22	21,729.55	13:25:02	923533	296		694304	1764		-229229	1468	Bearish	Bearish	6.92		0.75	48,231.25	
13:26:02	331812	0		405092	0		73280	0	Bullish	Bearish	9.90	1.22	21,731.45	13:26:02	923465	-68		694383	79		-229082	147	Bearish	Bullish	15.21		0.75	48,238.60	
13:27:02	331812	0		405092	0		73280	0	Bullish	Bearish	8.68	1.22	21,732.05	13:27:02	923465	0		694383	0		-229082	0	Bearish	Bearish	-0.82		0.75	48,228.85	
13:27:59	332630	818		404831	-261		72201	-1079	Bullish	Bearish	4.68	1.22	21,728.65	13:27:59	922397	-1068	Short C	692732	-1651	Long UW	-229665	-583	Bearish	Bearish	1.78		0.75	48,220.45	
13:29:03	332630	0		404831	0		72201	0	Bullish	Bearish	4.07	1.22	21,727.15	13:29:03	922398	1		692732	0		-229666	-1	Bearish	Bearish	-14.82		0.75	48,216.60	
13:30:00	332630	0		404831	0		72201	0	Bullish	Bearish	-1.93	1.22	21,729.10	13:30:00	922398	0		692732	0		-229666	0	Bearish	Bearish	-23.80	Buy 48500 PE	0.75	48,215.70	
13:31:02	329080	-3550	Short C	399648	-5183	Long UW	70568	-1633	Bullish	Bearish	-10.71	1.21	21,716.85	13:31:02	922398	0		692732	0		-229666	0	Bearish	Bearish	-61.53		0.75	48,178.25	
13:32:02	329080	0		399648	0		70568	0	Bullish	Bearish	-14.55	1.21	21,714.95	13:32:02	922271	-127		684971	-7761	Long UW	-237300	-7634	Bearish	Bearish	-80.74		0.74	48,172.05	
13:33:02	329080	0		399648	0		70568	0	Bullish	Bearish	-7.17	1.21	21,716.20	13:33:02	922271	0		684971	0		-237300	0	Bearish	Bearish	-63.63		0.74	48,175.20	
13:34:03	329080	0		396008	-3640	Long UW	69828	-3640	Bullish	Bearish	-1.67	1.2	21,722.30	13:34:03	922271	0		677176	-7795	Long UW	-245095	-7795	Bearish	Bearish	-62.27		0.73	48,191.40	
13:35:02	326768	-2312	Short C	396008	0		69240	2312	Bullish	Bearish	1.08	1.21	21,721.70	13:35:02	950098	27827		677207	31		-272891	-27796	Bearish	Bearish	-49.70		0.71	48,185.10	
13:36:02	326768	0		396008	0		69240	0	Bullish	Bearish	-6.61	1.21	21,722.10	13:36:02	950098	0		677207	0		-272891	0	Bearish	Bearish	-68.71		0.71	48,187.80	
13:37:02	326487	-281		393203	-2805	Long UW	66716	-2524	Bullish	Bearish	-3.81	1.2	21,722.55	13:37:02	965734	15636		678160	953		-287574	-14683	Bearish	Bearish	-60.41		0.7	48,180.70	
13:38:02	326487	0		393203	0		66716	0	Bullish	Bearish	-10.60	1.2	21,717.35	13:38:02	965734	0		678073	-87		-287661	-87	Bearish	Bearish	-76.59		0.7	48,170.30	
13:39:03	326487	0		393203	0		66716	0	Bullish	Bearish	-6.59	1.2	21,713.60	13:39:03	965734	0		678080	7		-287654	7	Bearish	Bearish	-76.87		0.7	48,174.40	
13:40:05	328167	1680		392118	-1085	Long UW	63951	-2765	Bullish	Bearish	-7.68	1.19	21,709.20	13:40:05	973867	8133		678080	0		-295787	-8133	Bearish	Bearish	-98.87		0.7	48,133.90	
13:41:02	328167	0		392118	0		63951	0	Bullish	Bearish	-14.99	1.19	21,713.05	13:41:02	973867	0		678630	550		-295237	550	Bearish	Bearish	-121.00		0.7	48,126.10	
13:42:02	328167	0		392118	0		63951	0	Bullish	Bearish	-11.13	1.19	21,718.10	13:42:02	973867	0		678630	0		-295237	0	Bearish	Bearish	-108.63		0.7	48,145.00	
13:43:03	328910	743		388101	-4017	Long UW	59191	-4760	Bullish	Bearish	-11.42	1.18	21,717.10	13:43:03	990317	16450		644705	-33925	Long UW	-345612	-50375	Bearish	Bearish	-100.90		0.65	48,149.15	
13:44:03	329000	90		388101	0		59101	-90	Bullish	Bullish	-6.01	1.18	21,719.25	13:44:03	990380	63		644692	-13		-345688	-76	Bearish	Bullish	-95.43		0.65	48,155.70	
13:45:02	329000	0		388101	0		59101	0	Bullish	Bullish	-1.40	1.18	21,722.00	13:45:02	990380	0		644692	0		-345688	0	Bearish	Bullish	-79.01		0.65	48,174.70	
13:46:06	327353	-1647	Short C	396814	8713		69461	10360	Bullish	Bullish	1.30	1.21	21,721.80	13:46:06	988201	-2179	Short C	638441	-6251	Long UW	-349760	-4072	Bearish	Bearish	-73.42		0.65	48,166.45	
13:47:02	327353	0		396814	0		69461	0	Bullish	Bearish	2.49	1.21	21,722.20	13:47:02	988201	0		638441	0		-349760	0	Bearish	Bearish	-68.10		0.65	48,169.35	
13:48:02	327353	0		396814	0		69461	0	Bullish	Bullish	6.59	1.21	21,726.95	13:48:02	988201	0		638441	0		-349760	0	Bearish	Bearish	-63.90		0.65	48,176.25	
13:49:02	326880	-473		400857	4043		73977	4516	Bullish	Bullish	1.55	1.23	21,722.25	13:49:02	988201	0		638441	0		-349760	0	Bearish	Bearish	-73.42		0.65	48,163.10	
13:50:02	326880	0		400857	0		73977	0	Bullish	Bearish	-5.34	1.23	21,717.90	13:50:02	997239	9038		639428	987		-357811	-8051	Bearish	Bearish	-79.51		0.64	48,161.55	
13:51:02	326880	0		400857	0		73977	0	Bullish	Bullish	2.61	1.23	21,723.65	13:51:02	997239	0		639428	0		-357811	0	Bearish	Bullish	-63.01		0.64	48,182.15	
13:52:02	325004	-1876	Short C	400857	0		79583	1876	Bullish	Bullish	-1.45	1.23	21,721.55	13:52:02	1002222	4983		639856	428		-362366	-4555	Bearish	Bearish	-82.93		0.64	48,171.85	
13:53:02	325004	0		401979	1122		76975	1122	Bullish	Bullish	-3.75	1.24	21,725.35	13:53:02	1002222	0		639856	0		-362366	0	Bearish	Bullish	-82.85		0.64	48,176.70	
13:54:02	325004	0		401979	0		76975	0	Bullish	Bullish	3.40	1.24	21,726.00	13:54:02	1002222	0		639856	0		-362366	0	Bearish	Bullish	-70.32		0.64	48,174.50	
13:55:03	324820	-184		403933	1954		79113	2138	Bullish	Bullish	2.15	1.24	21,722.20	13:55:03	1006360	4138		645791	5935		-360589	1797	Bearish	Bullish	-62.78		0.64	48,183.85	
13:56:02	324820	0		403933	0		79113	0	Bullish	Bullish	-0.45	1.24	21,718.30	13:56:02	1006419	59		645772	-19		-360647	-78	Bearish	Bullish	-67.67		0.64	48,180.95	
13:57:01	324820	0		403933	0		79113	0	Bullish	Bullish	0.35	1.24	21,721.15	13:57:01	1006419	0		645772	0		-360647	0	Bearish	Bullish	-81.28		0.64	48,178.90	
13:58:01	325660	840		407096	3163		81436	2323	Bullish	Bearish	-1.35	1.25	21,717.65	13:58:01	1005963	-456		645772	0		-360191	456	Bearish	Bullish	-69.08		0.64	48,179.45	
13:59:02	325660	0		407096	0		81436	0	Bullish	Bearish	-1.50	1.25	21,716.35	13:59:02	1005963	0		650085	4313		-355878	4313	Bearish	Bullish	-68.41		0.65	48,183.60	
14:00:03	325660	0		407096	0		81436	0	Bullish	Bearish	0.55	1.25	21,718.10	14:00:03	1005963	0		650097	12		-355866	12	Bearish	Bullish	-51.33		0.65	48,178.05	
14:01:03	325955	295		407311	215		81356	-80	Bullish	Bearish	-1.49	1.25	21,719.25	14:01:03	1000974	-4989	Short C	650422	325		-350552	5314	Bearish	Bullish	-71.90		0.65	48,182.60	
14:02:02	325955	0		407311	0		81356	0	Bullish	Bearish	1.31	1.25	21,718.05	14:02:02	1000974	0		650422	0		-350552	0	Bearish	Bullish	-78.50		0.65	48,178.35	
14:03:03	325955	0		407311	0																								

Nifty ATM	Nifty Spot	Nifty Pre C	Nifty Open	Nifty High	Nifty Low	India VIX	Current Expiry	Exp High	21,902.70	132.40	Not Break	Resistanc	22000	BN ATM	BN Spot	BN Pre CL	BN Open	BN High	BN Low	India VIX	Friday		Exp High	48,742.10	264.40	Not Break	Resistanc	48500	
21750	21,731.40	21778.7	21,737.65	21,770.30	21,676.90	14.50	2024-01-04	Exp Low	21,572.60	104.30	Not Break	Support	21500	48300	48,292.25	48,508.55	48,374.85	48,477.70	48,091.85	14.50	Friday		Exp Low	48,007.60	84.25	Not Break	Support	48000	
Time	Call COI (Bullish ▲)	Call COI (Bearish ▼)	Short Covering	Put COI (Bullish ▲)	Put COI (Bearish ▼)	Long UW	NET OI	+▲-▼	Net OI Signal	Price Action Signal	VWAP Diff	Strike	Nifty PCR	Nifty LTP	Time	Call COI (Bullish ▲)	Call COI (Bearish ▼)	Short Covering	Put COI (Bullish ▲)	Put COI (Bearish ▼)	Long Unwinding	NET OI	+▲-▼	Net OI Signal	Price Action Signal	VWAP Diff	Strike	BN PCR	BN LTP
14:25:06	347737	6019		370128	-6192	Long UW	22391	-12211	Bullish	Bearish	-47.91		1.06	21,690.50	14:25:06	1020601	2631		596155	563		-424446	-2068	Bearish	Bullish	-139.99		0.58	48,112.85
14:26:02	347737	0		370128	0		22391	0	Bullish	Bearish	-54.57		1.06	21,686.05	14:26:02	1020601	0		596148	-7		-424453	-7	Bearish	Bullish	-147.64		0.58	48,117.85
14:27:03	347737	0		370128	0		22391	0	Bullish	Bearish	-49.44		1.06	21,686.65	14:27:03	1020601	0		596148	0		-424453	0	Bearish	Bullish	-136.06		0.58	48,118.50
14:28:02	351853	4116		359277	-10851	Long UW	7424	-14967	Bullish	Bearish	-42.98		1.02	21,691.00	14:28:02	1020601	0		596148	0		-424453	0	Bearish	Bullish	-123.80		0.58	48,133.00
14:29:02	351853	0		359277	0		7424	0	Bullish	Bullish	-33.94		1.02	21,694.05	14:29:02	1027075	6474		595590	-558		-431485	-7032	Bearish	Bullish	-98.63		0.58	48,138.70
14:30:03	351853	0		359277	0		7424	0	Bullish	Bullish	-37.86		1.02	21,689.50	14:30:03	1027075	0		595590	0		-431485	0	Bearish	Bullish	-105.73		0.58	48,134.05
14:31:03	358888	7035		354999	-4278	Long UW	-3889	-11313	Bearish	Bearish	-39.81		0.99	21,692.50	14:31:03	1027814	739		595183	-407		-432631	-1146	Bearish	Bullish	-104.32		0.58	48,141.25
14:32:06	358888	0		354999	0		-3889	0	Bearish	Bullish	-31.67		0.99	21,697.80	14:32:06	1027814	0		595183	0		-432631	0	Bearish	Bullish	-81.55		0.58	48,156.50
14:33:02	358888	0		354999	0		-3889	0	Bearish	Bullish	-24.25		0.99	21,700.25	14:33:02	1027814	0		595183	0		-432631	0	Bearish	Bullish	-70.42		0.58	48,163.45
14:34:05	358595	-293		350649	-4350	Long UW	-7946	-4057	Bearish	Bullish	-24.49		0.98	21,704.45	14:34:05	1003148	-24666	Short C	585301	-9882	Long UW	-417847	14784	Bearish	Bullish	-72.40		0.58	48,172.35
14:35:02	358595	0		350649	0		-7946	0	Bearish	Bullish	-21.68		0.98	21,701.20	14:35:02	1003148	0		585301	0		-417847	0	Bearish	Bullish	-66.23		0.58	48,159.30
14:36:02	358595	0		350649	0		-7946	0	Bearish	Bullish	-11.91		0.98	21,707.70	14:36:02	1003148	0		585301	0		-417847	0	Bearish	Bullish	-35.02		0.58	48,187.75
14:37:03	355555	-3040	Short C	352144	1495		-3411	4535	Bearish	Bullish	-4.32		0.99	21,711.50	14:37:03	971868	-31280	Short C	582472	-2829	Long UW	-389396	28451	Bearish	Bullish	-33.78		0.6	48,192.50
14:38:02	355555	0		352144	0		-3411	0	Bearish	Bullish	0.25		0.99	21,716.25	14:38:02	971868	0		582446	-26		-389422	-26	Bearish	Bullish	-16.83		0.6	48,199.45
14:39:03	355555	0		352144	0		-3411	0	Bearish	Bullish	1.66		0.99	21,711.65	14:39:03	971868	0		582446	0		-389422	0	Bearish	Bullish	-1.11		0.6	48,213.80
14:40:01	352620	-2935	Short C	360360	8216		7740	11151	Bullish	Bullish	-1.78		1.02	21,709.85	14:40:01	950098	-21770	Short C	575827	-6619	Long UW	-374271	15151	Bearish	Bullish	-21.82		0.61	48,202.40
14:41:03	348685	-3935	Short C	360360	0		11675	3935	Bullish	Bullish	-3.53		1.03	21,711.20	14:41:03	950098	0		575828	1		-374270	1	Bearish	Bullish	-21.78		0.61	48,199.45
14:42:02	348685	0		360360	0		11675	0	Bullish	Bullish	2.78		1.03	21,716.30	14:42:02	950098	0		575828	0		-374270	0	Bearish	Bullish	-7.54		0.61	48,207.60
14:43:02	348059	-626		363204	2844		15145	3470	Bullish	Bullish	-4.22		1.04	21,710.40	14:43:02	940698	-9400	Short C	575828	0		-364870	9400	Bearish	Bullish	-16.73		0.61	48,212.45
14:44:03	348059	0		363204	0		15145	0	Bullish	Bullish	-3.87		1.04	21,710.00	14:44:03	940698	0		575507	-321		-365191	-321	Bearish	Bullish	-21.70		0.61	48,213.50
14:45:04	348059	0		363204	0		15145	0	Bullish	Bullish	-11.87		1.04	21,704.95	14:45:04	940698	0		575507	0		-365191	0	Bearish	Bullish	-43.67		0.61	48,192.65
14:46:03	345488	-2571	Short C	363204	0		17716	2571	Bullish	Bullish	-11.85		1.05	21,706.20	14:46:03	942334	1636		571384	-4123	Long UW	-370950	-5759	Bearish	Bullish	-39.68		0.61	48,190.35
14:47:03	345488	0		363204	2145		19861	2145	Bullish	Bullish	-6.83		1.06	21,709.50	14:47:03	942351	17		571384	0		-370967	-17	Bearish	Bullish	-29.32		0.61	48,208.40
14:48:08	345488	0		363204	0		19861	0	Bullish	Bullish	-7.37		1.06	21,709.45	14:48:08	942351	0		571384	0		-370967	0	Bearish	Bullish	-32.68		0.61	48,206.25
14:49:01	345488	0		369438	4089		23950	4089	Bullish	Bullish	-2.52		1.07	21,715.25	14:49:01	942351	0		570040	-1344	Long UW	-372311	-1344	Bearish	Bullish	-16.52		0.6	48,220.85
14:50:04	345494	6		369438	0		23944	-6	Bullish	Bullish	-4.67		1.07	21,712.25	14:50:04	940365	-1986	Short C	570034	-6		-370331	1980	Bearish	Bullish	-29.45		0.61	48,208.25
14:51:02	345494	0		369438	0		23944	0	Bullish	Bullish	2.18		1.07	21,714.10	14:51:02	940365	0		570034	0		-370331	0	Bearish	Bullish	-11.53		0.61	48,210.85
14:52:03	345494	0		369412	-26		23918	-26	Bullish	Bullish	0.13		1.07	21,710.30	14:52:03	929229	-11136	Short C	570034	0		-359195	11136	Bearish	Bullish	8.18		0.61	48,218.35
14:53:01	341846	-3648	Short C	369412	0		27566	3648	Bullish	Bullish	7.97		1.08	21,725.25	14:53:01	929229	0		574375	4341		-354854	4341	Bearish	Bullish	16.50	Buy 48000 CE	0.62	48,256.10
14:54:02	341846	0		369412	0		27566	0	Bullish	Bullish	13.36	Buy 21500 CE	1.08	21,724.50	14:54:02	929229	0		574375	0		-354854	0	Bearish	Bullish	38.21		0.62	48,254.15
14:54:31	341846	0		369412	0		27566	0	Bullish	Bullish	13.36		1.08	21,724.50	14:54:31	929229	0		574375	0		-354854	0	Bearish	Bullish	38.21		0.62	48,254.15
14:55:20	337750	-4096	Short C	369412	0		31662	4096	Bullish	Bullish	1.60		1.09	21,714.70	14:55:20	907500	-21729	Short C	574375	0		-333125	21729	Bearish	Bullish	11.43		0.63	48,242.20
14:55:51	337750	0		361493	-7919	Long UW	23743	-7919	Bullish	Bullish	3.49		1.07	21,725.90	14:55:51	907500	0		568848	-5527	Long UW	-338652	-5527	Bearish	Bullish	17.97		0.63	48,250.60
14:56:28	337750	0		361493	0		23743	0	Bullish	Bullish	3.49		1.07	21,725.90	14:56:28	907500	0		568848	0		-338652	0	Bearish	Bullish	17.97		0.63	48,250.60
14:56:45	337750	0		361493	0		23743	0	Bullish	Bullish	3.49		1.07	21,725.90	14:56:45	907500	0		568848	0		-338652	0	Bearish	Bullish	17.97		0.63	48,250.60
14:57:03	337750	0		361493	0		23743	0	Bullish	Bullish	3.49		1.07	21,726.30	14:57:03	907500	0		568848	0		-338652	0	Bearish	Bullish	59.69		0.63	48,257.90
14:58:02	337750	0		358052	-3441	Long UW	20302	-3441	Bullish	Bullish	12.55		1.06	21,729.15	14:58:02	907500	0		573736	4888		-333764	4888	Bearish	Bullish	52.84		0.63	48,267.80
14:59:02	336240	-1510	Short C	358052	0		21812	1510	Bullish	Bullish	17.66		1.06	21,733.30	14:59:02	887252	-20248	Short C	573824	88		-313428	20336	Bearish	Bullish	76.83		0.65	48,298.00
15:00:00	336240	0		358052	0		21812	0	Bullish	Bullish	16.65		1.06	21,727.20	15:00:00	887252	0		573824	0		-313428	0	Bearish	Bullish	77.77		0.65	48,285.70
15:01:03	328645																												



Nifty ATM	Nifty Spot	Nifty Pre C	Nifty Open	Nifty High	Nifty Low	India VIX	Current Expiry	Exp High	21,902.70	132.40	Not Break	Resistanc	22000	BN ATM	BN Spot	BN Pre CL	BN Open	BN High	BN Low	India VIX	Friday		Exp High	48,742.10	264.40	Not Break	Resistanc	48500	
21750	21,731.40	21778.7	21,737.65	21,770.30	21,676.90	14.50	2024-01-04	Exp Low	21,572.60	104.30	Not Break	Support	21500	48300	48,292.25	48,508.55	48,374.85	48,477.70	48,091.85	14.50			Exp Low	48,007.60	84.25	Not Break	Support	48000	
Time	Call COI (Bearish ▼)	Call COI (+▲-▼)	Short Covering	Put COI (Bullish ▲)	Put COI (+▲-▼)	Long UW	NET Oi	+▲-▼	Net Oi Signal	Price Action Signal	VWAP Diff	Strike	Nifty PCR	Nifty LTP	Time	Call COI (Bearish ▼)	Call COI (+▲-▼)	Short Covering	Put COI (Bullish ▲)	Put COI (+▲-▼)	Long Unwinding	NET Oi	+▲-▼	Net Oi Signal	Price Action Signal	VWAP Diff	Strike	BN PCR	BN LTP
15:20:02	288734	0		342875	0		54141	0	Bullish	Bearish	-6.90		1.19	21,723.60	15:20:02	684283	0		490971	-31210	Long UW	-193312	-31210	Bearish	Bearish	12.44		0.72	48,262.35
15:21:02	288734	0		342875	0		54141	0	Bullish	Bearish	-13.17		1.19	21,723.05	15:21:02	684283	0		490971	0		-193312	0	Bearish	Bearish	-14.37		0.72	48,260.25
15:22:01	283027	-5707	Short C	330099	-12776	Long UW	47072	-7069	Bullish	Bearish	-22.36		1.17	21,718.15	15:22:01	669777	-14506	Short C	474708	-16263	Long UW	-195069	-1757	Bearish	Bearish	-44.82	Buy 48500 PE	0.71	48,243.25
15:23:04	283027	0		330099	0		47072	0	Bullish	Bearish	-10.29		1.17	21,725.40	15:23:04	669777	0		474708	0		-195069	0	Bearish	Bearish	-34.19		0.71	48,252.50
15:24:02	283027	0		330099	0		47072	0	Bullish	Bearish	-9.66		1.17	21,721.45	15:24:02	669777	0		474708	0		-195069	0	Bearish	Bearish	-24.71		0.71	48,242.15
15:24:33	283027	0		330099	0		47072	0	Bullish	Bearish	-9.66		1.17	21,721.45	15:24:33	669777	0		474708	0		-195069	0	Bearish	Bearish	-24.71		0.71	48,242.15
15:25:10	283027	0		330099	0		47072	0	Bullish	Bearish	-15.60		1.17	21,722.75	15:25:10	669777	0		449969	-24739	Long UW	-219808	-24739	Bearish	Bearish	-35.71		0.67	48,246.70
15:25:38	283027	0		330099	0		47072	0	Bullish	Bullish	-15.60		1.17	21,722.75	15:25:38	669777	0		449969	0		-219808	0	Bearish	Bearish	-35.71		0.67	48,246.70
15:26:08	279542	-3485	Short C	324253	-5846	Long UW	44711	-2361	Bullish	Bullish	-25.00		1.16	21,726.90	15:26:08	670865	1088		449851	-118		-221014	-1206	Bearish	Bearish	-44.38		0.67	48,256.30
15:26:49	279542	0		324253	0		44711	0	Bullish	Bullish	-23.74		1.16	21,727.65	15:26:49	670865	0		449903	52		-220962	52	Bearish	Bearish	-46.32		0.67	48,265.05
15:27:13	279542	0		324253	0		44711	0	Bullish	Bearish	-23.74		1.16	21,727.65	15:27:13	670865	0		449903	0		-220962	0	Bearish	Bearish	-46.32		0.67	48,265.05
15:27:17	279542	0		324253	0		44711	0	Bullish	Bearish	-23.74		1.16	21,727.65	15:27:17	670865	0		449903	0		-220962	0	Bearish	Bearish	-46.32		0.67	48,265.05
15:27:42	279542	0		324253	0		44711	0	Bullish	Bullish	-23.74		1.16	21,727.65	15:27:42	670865	0		449903	0		-220962	0	Bearish	Bullish	-46.32		0.67	48,265.05
15:28:21	272540	-7002	Short C	324253	0		51713	7002	Bullish	Bullish	-19.37		1.19	21,732.40	15:28:21	662109	-8756	Short C	449903	0		-212206	8756	Bearish	Bearish	-27.84		0.68	48,259.50
15:28:43	272540	0		324253	0		51713	0	Bullish	Bullish	-19.37		1.19	21,732.40	15:28:43	662109	0		449903	0		-212206	0	Bearish	Bearish	-27.84		0.68	48,259.50
15:28:50	272540	0		313146	-11107	Long UW	40606	-11107	Bullish	Bullish	-13.24		1.15	21,733.45	15:28:50	662109	0		414981	-34922	Long UW	-247128	-34922	Bearish	Bullish	-8.44		0.63	48,265.15
15:28:57	272540	0		313146	0		40606	0	Bullish	Bullish	-13.24		1.15	21,733.45	15:28:57	662109	0		414981	0		-247128	0	Bearish	Bullish	-8.44		0.63	48,265.15
15:29:04	272540	0		313146	0		40606	0	Bullish	Bullish	-13.24		1.15	21,733.45	15:29:04	662109	0		414981	0		-247128	0	Bearish	Bullish	-8.44		0.63	48,265.15
15:30:01	272540	0		313146	0		40606	0	Bullish	Bullish	-11.03		1.15	21,732.95	15:30:01	662109	0		414981	0		-247128	0	Bearish	Bullish	17.71	Buy 48000 CE	0.63	48,297.70
15:31:02	262819	-9721	Short C	294500	-18646	Long UW	31681	-8925	Bullish	Bullish	-25.64		1.12	21,726.45	15:31:02	662109	0		414981	0		-247128	0	Bearish	Bullish	-12.94		0.63	48,273.60



Nifty ATM		Nifty Spot	Nifty Pre CL	Nifty Open	Nifty High	Nifty Low	India VIX	Current Expiry	Exp High	21,902.70	132.40	Not Break	Resistanc	22000	BN ATM	BN Spot	BN Pre CL	BN Open	BN High	BN Low	India VIX	Friday	Exp High	48,742.10	264.40	Not Break	Resistanc	48500	
21750	21,731.40	21778.7	21,737.65	21,770.30	21,676.90	14.50	2024-01-04	Exp Low	21,572.60	104.30	Not Break	Support	21500	48300	48,292.25	48,508.55	48,374.85	48,477.70	48,091.85	14.50	48300	Exp Low	48,007.60	84.25	Not Break	Support	48000		
Time	Call COI (Bearish ▼)	Call COI (+▲-▼)	Short Covering	Put COI (Bullish ▲)	Put COI (+▲-▼)	Long UW	NET Oi	+▲-▼	Net Oi Signal	Price Action Signal	VWAP Diff	Strike	Nifty PCR	Nifty LTP	Time	Call COI (Bearish ▼)	Call COI (+▲-▼)	Short Covering	Put COI (Bullish ▲)	Put COI (+▲-▼)	Long Unwinding	NET Oi	+▲-▼	Net Oi Signal	Price Action Signal	VWAP Diff	Strike	BN PCR	BN LTP
09:15:03	115127	0	0	196933	0	0	81806	0	Bullish	Wait	4.60	21750	1.71	21,737.65	09:15:03	204940	0	0	228071	0	0	23131	0	Bullish	Wait	-66.77	48400	1.11	48,374.85
09:16:02	108296	-6831	Short C	156199	-40734	Long UW	47903	-33903	Bullish	Wait	-4.74	21700	1.44	21,724.20	09:16:02	143538	-61402	Short C	164762	-63309	Long UW	21224	-1907	Bullish	Wait	-15.46	48400	1.15	48,383.65
09:17:09	108296	0	0	156199	0	0	47903	0	Bullish	Wait	-2.63	21750	1.44	21,729.95	09:17:09	143538	0	0	164762	0	0	21224	0	Bullish	Wait	2.93	48400	1.15	48,360.50
09:18:02	108296	0	0	194933	38734	0	86637	38734	Bullish	Wait	-2.63	21700	1.8	21,718.45	09:18:02	223577	80039	0	164762	0	0	-58815	-80039	Bullish	Wait	2.93	48300	0.74	48,321.90
09:19:03	153889	45593	0	194933	0	0	41044	-45593	Bullish	Wait	-2.63	21700	1.27	21,712.25	09:19:03	223813	236	0	256721	91959	0	32908	91723	Bullish	Wait	2.93	48300	1.15	48,317.95
09:20:03	153889	0	0	194933	0	0	41044	0	Bullish	Wait	-9.86	21700	1.27	21,714.35	09:20:03	223813	0	0	256721	0	0	32908	0	Bullish	Wait	-13.45	48300	1.15	48,298.30
09:21:02	183413	29524	0	194933	0	0	11520	-29524	Bullish	Wait	-10.31	21700	1.06	21,720.45	09:21:02	223813	0	0	256721	0	0	32908	0	Bullish	Wait	-13.45	48300	1.15	48,337.80
09:22:02	183413	0	0	220712	25779	0	37299	25779	Bullish	Wait	4.80	21700	1.2	21,715.20	09:22:02	311709	87896	0	334748	78027	0	23039	-9869	Bullish	Wait	2.93	48400	1.07	48,365.80
09:23:02	183413	0	0	220712	0	0	37299	0	Bullish	Wait	-6.21	21700	1.2	21,711.95	09:23:02	311709	0	0	334748	0	0	23039	0	Bullish	Wait	-1.70	48300	1.07	48,320.85
09:24:02	203301	19888	0	220712	0	0	17411	-19888	Bullish	Wait	0.32	21700	1.09	21,715.40	09:24:02	364185	52476	0	334748	0	0	-29437	-52476	Bearish	Wait	-20.88	48300	0.92	48,331.65
09:25:02	203301	0	0	253101	32389	0	49800	32389	Bullish	Wait	11.70	21750	1.24	21,725.15	09:25:02	364185	0	0	422630	87882	0	58445	87882	Bullish	Wait	1.43	48300	1.16	48,339.20
09:26:03	203301	0	0	253101	0	0	49800	0	Bullish	Wait	6.26	21700	1.24	21,712.25	09:26:03	364185	0	0	422630	0	0	58445	0	Bullish	Wait	-22.93	48300	1.16	48,311.15
09:27:02	215795	12494	0	281174	28073	0	65379	15579	Bullish	Wait	9.63	21700	1.3	21,718.10	09:27:02	364185	0	0	463873	41243	0	99688	41243	Bullish	Wait	6.37	48300	1.27	48,321.65
09:28:03	215795	0	0	281174	0	0	65379	0	Bullish	Bearish	16.21	21750	1.3	21,725.65	09:28:03	412168	47983	0	463873	0	0	51705	-47983	Bullish	Bearish	-2.61	48300	1.13	48,329.90
09:29:02	215795	0	0	281174	0	0	65379	0	Bullish	Bullish	20.54	21750	1.3	21,729.00	09:29:02	412168	0	0	463873	0	0	51705	0	Bullish	Bearish	3.38	48300	1.13	48,336.75
09:30:00	215795	0	0	298607	17433	0	82812	17433	Bullish	Bullish	21.60	21750	1.38	21,732.15	09:30:00	412168	0	0	463873	0	0	51705	0	Bullish	Bearish	15.05	48300	1.13	48,337.95
09:31:00	226487	10692	0	298607	0	0	72120	-10692	Bullish	Bullish	22.48	21750	1.32	21,729.50	09:31:00	441034	28866	0	503631	39758	0	62597	10892	Bullish	Bullish	38.33	48300	1.14	48,322.55
09:31:57	226487	0	0	298607	0	0	72120	0	Bullish	Bullish	24.04	21750	1.32	21,737.00	09:31:57	441034	0	0	503631	0	0	62597	0	Bullish	Bearish	7.04	48300	1.14	48,311.85
09:33:02	226487	0	0	298607	0	0	72120	0	Bullish	Bullish	23.16	21750	1.32	21,735.90	09:33:02	480156	39122	0	503631	0	0	23475	-39122	Bullish	Bullish	-1.91	48300	1.05	48,300.10
09:34:03	233038	6551	0	314545	15938	0	81507	9387	Bullish	Bullish	32.22	21750	1.35	21,750.80	09:34:03	480156	0	0	536519	32888	0	56363	32888	Bullish	Bearish	13.58	48300	1.12	48,322.25
09:35:02	233038	0	0	314545	0	0	81507	0	Bullish	Bullish	34.09	21750	1.35	21,755.20	09:35:02	480156	0	0	536519	0	0	56363	0	Bullish	Bearish	19.04	48300	1.12	48,317.90
09:36:03	241982	8944	0	336316	21771	0	94334	12827	Bullish	Bullish	40.32	21750	1.39	21,758.30	09:36:03	506993	26837	0	536519	0	0	29526	-26837	Bullish	Bullish	49.64	48300	1.06	48,332.15
09:37:02	241982	0	0	336316	0	0	94334	0	Bullish	Bullish	33.21	21750	1.39	21,755.10	09:37:02	506988	-5	0	536519	26809	0	56340	26814	Bullish	Bullish	36.13	48400	1.11	48,351.35
09:38:01	241982	0	0	336316	0	0	94334	0	Bullish	Bullish	34.01	21750	1.39	21,753.15	09:38:01	506988	0	0	536328	0	0	56340	0	Bullish	Bullish	37.94	48300	1.11	48,347.05
09:39:02	255715	13733	0	349886	13570	0	94171	-163	Bullish	Bullish	29.84	21750	1.37	21,744.55	09:39:02	506988	0	0	566100	2772	0	58112	2772	Bullish	Bullish	30.70	48300	1.12	48,322.70
09:40:02	255715	0	0	349886	0	0	94171	0	Bullish	Bullish	18.22	21750	1.37	21,742.65	09:40:02	530958	23970	0	566189	89	0	35231	-23881	Bullish	Bearish	16.67	48300	1.07	48,320.35
09:41:02	255715	0	0	349886	0	0	94171	0	Bullish	Bullish	12.92	21750	1.37	21,737.75	09:41:02	530958	0	0	566189	0	0	35231	0	Bullish	Bearish	-5.08	48300	1.07	48,305.95
09:42:02	255715	0	0	349886	0	0	94171	0	Bullish	Bullish	3.06	21750	1.37	21,739.30	09:42:02	530958	0	0	566189	0	0	35231	0	Bullish	Bearish	-9.45	48300	1.07	48,298.75
09:43:03	253127	-2588	Short C	346002	-3884	Long UW	92875	-1296	Bullish	Bearish	1.77	21750	1.37	21,730.60	09:43:03	550570	19612	0	563837	-2352	Long UW	13267	-21964	Bullish	Bearish	-26.72	48300	1.02	48,269.30
09:44:02	253127	0	0	346002	0	0	92875	0	Bullish	Bullish	5.89	21750	1.37	21,738.50	09:44:02	550570	0	0	563837	0	0	13267	0	Bullish	Bearish	5.05	48300	1.02	48,300.85
09:45:03	253127	0	0	346002	0	0	92875	0	Bullish	Bearish	-4.71	21750	1.37	21,730.45	09:45:03	550570	0	0	563837	0	0	13267	0	Bullish	Bearish	-24.94	48300	1.02	48,278.60
09:46:03	257804	4677	0	337742	-8260	Long UW	79938	-12937	Bullish	Bearish	-6.20	21750	1.31	21,735.15	09:46:03	571921	21351	0	584418	20581	0	12497	-770	Bullish	Bearish	-17.40	48300	1.02	48,292.75
09:47:03	257804	0	0	337742	0	0	79938	0	Bullish	Bearish	-5.70	21750	1.31	21,730.60	09:47:03	571921	0	0	584418	0	0	12497	0	Bullish	Bearish	-17.16	48300	1.02	48,298.30
09:48:03	268082	10278	0	337742	0	0	69660	-10278	Bullish	Bearish	-11.41	21750	1.26	21,730.30	09:48:03	571921	0	0	584418	0	0	12497	0	Bullish	Bearish	-15.38	48300	1.02	48,292.80
09:49:03	268082	0	0	336215	-1527	Long UW	68133	-1527	Bullish	Bearish	-3.33	21750	1.25	21,736.25	09:49:03	586596	14675	0	611787	27369	0	25191	12694	Bullish	Bearish	-6.75	48300	1.04	48,321.35
09:50:02	268082	0	0	336215	0	0	68133	0	Bullish	Bearish	-0.36	21750	1.25	21,736.35	09:50:02	586596	0	0	611787	0	0	25191	0	Bullish	Bearish	15.97	48300	1.04	48,308.65
09:51:02	268082	0	0	336215	0	0	68133	0	Bullish	Bearish	-1.90	21750	1.25	21,736.90	09:51:02	586596	0	0	618386	6599	0	31790	6599	Bullish	Bearish	-1.87	48300	1.05	48,303.20
09:52:03	277355																												

Nifty ATM	Nifty Spot	Nifty Pre CL	Nifty Open	Nifty High	Nifty Low	India VIX	Current Expiry	Exp High	21,902.70	132.40	Not Break	Resistanc	22000	BN ATM	BN Spot	BN Pre CL	BN Open	BN High	BN Low	India VIX	Friday	Exp High	48,742.10	264.40	Not Break	Resistanc	48500		
21750	21,731.40	21778.7	21,737.65	21,770.30	21,676.90	14.50	2024-01-04	Exp Low	21,572.60	104.30	Not Break	Support	21500	48300	48,292.25	48,508.55	48,374.85	48,477.70	48,091.85	14.50	Friday	Exp Low	48,007.60	84.25	Not Break	Support	48000		
Time	Call COI (Bearish ▼)	Call COI +▲▼	Short Covering	Put COI (Bullish ▲)	Put COI +▲▼	Long UW	NET Oi	+▲▼	Net Oi Signal	Price Action Signal	VPW Diff	Strike	Nifty PCR	Nifty LTP	Time	Call COI (Bearish ▼)	Call COI +▲▼	Short Covering	Put COI (Bullish ▲)	Put COI +▲▼	Long Unwinding	NET Oi	+▲▼	Net Oi Signal	Price Action Signal	VPW Diff	Strike	BN PCR	BN LTP
10:17:02	348281	0		334212	0		-14069	0	Bearish	Bearish	-50.96	21700	0.96	21,688.45	10:17:02	705156	0		650603	0		-54553	0	Bearish	Bearish	-53.73	48200	0.92	48,238.90
10:18:02	348281	0		329850	-4362	Long UW	-18431	-4362	Bearish	Bearish	-50.49	21700	0.95	21,691.25	10:18:02	712068	6912		667857	17254	0	-44211	10342	Bearish	Bearish	-59.68	48200	0.94	48,249.20
10:19:02	357948	9667		329850	0		-28098	-9667	Bearish	Bearish	-40.16	21700	0.92	21,692.85	10:19:02	712075	7		667857	0		-44218	-7	Bearish	Bearish	-41.79	48200	0.94	48,243.05
10:20:02	357948	0		329850	0		-28098	0	Bearish	Bearish	-38.58	21700	0.92	21,696.85	10:20:02	712075	0		667857	0		-44218	0	Bearish	Bearish	-28.21	48300	0.94	48,261.50
10:21:01	357948	0		329850	0		-28098	0	Bearish	Bearish	-33.49	21700	0.92	21,697.75	10:21:01	712075	0		664118	-3739	Long UW	-47957	-3739	Bearish	Bearish	-16.62	48300	0.93	48,263.85
10:22:03	348137	-9811	Short C	327179	-2671	Long UW	-20958	7140	Bearish	Bearish	-38.02	21700	0.94	21,696.15	10:22:03	709870	-2205	Short C	664118	0		-45752	2205	Bearish	Bullish	-40.91	48300	0.94	48,258.95
10:23:02	348137	0		327179	0		-20958	0	Bearish	Bullish	-19.45	21700	0.94	21,707.40	10:23:02	709870	0		664118	0		-45752	0	Bearish	Bullish	-27.37	48300	0.94	48,271.25
10:23:59	341088	-7049	Short C	327179	0		-13909	7049	Bearish	Bearish	-22.59	21700	0.96	21,699.20	10:23:59	709870	0		664118	0		-45752	0	Bearish	Bullish	-23.19	48300	0.94	48,260.35
10:25:03	341088	0		323277	-3902	Long UW	-17811	-3902	Bearish	Bullish	-15.19	21700	0.95	21,712.00	10:25:03	731240	21370		673806	9688		-57434	-11682	Bearish	Bullish	-17.22	48300	0.92	48,275.50
10:26:03	341088	0		323277	0		-17811	0	Bearish	Bullish	-7.93	21700	0.95	21,711.95	10:26:03	731228	-12		673806	0		-57422	12	Bearish	Bullish	-10.95	48300	0.92	48,269.55
10:27:02	327153	-13935	Short C	323277	0		-3876	13935	Bearish	Bullish	-6.42	21700	0.99	21,716.25	10:27:02	743098	11861		673806	0		-69283	-11861	Bearish	Bullish	-24.88	48300	0.91	48,265.70
10:28:03	327153	0		326123	2846		-1030	2846	Bearish	Bullish	-13.83	21612	1	21,708.30	10:28:03	743098	9		676237	2431		-66861	2422	Bearish	Bullish	-45.56	48300	0.91	48,253.80
10:29:02	327153	0		326123	0		-1030	0	Bearish	Bullish	-4.33	21700	1	21,710.50	10:29:02	743098	0		676234	-3		-66864	-3	Bearish	Bullish	-41.64	48200	0.91	48,249.10
10:30:02	327153	0		326123	0		-1030	0	Bearish	Bullish	-10.72	21700	1	21,710.30	10:30:02	743098	0		676234	0		-66864	0	Bearish	Bearish	-74.60	48200	0.91	48,230.25
10:31:02	323395	-3758	Short C	334081	7958		10686	11716	Bullish	Bullish	-8.42	21700	1.03	21,713.95	10:31:02	760822	17724		664700	-11534	Long UW	-96122	-29258	Bearish	Bearish	-94.35	48200	0.87	48,220.55
10:32:03	323395	0		334081	0		10686	0	Bullish	Bullish	-4.70	21700	1.03	21,714.35	10:32:03	760822	0		664700	0		-96122	0	Bearish	Bearish	-88.34	48200	0.87	48,212.20
10:33:03	323395	0		334081	0		10686	0	Bullish	Bullish	-2.90	21700	1.03	21,718.35	10:33:03	760822	0		656123	-8577	Long UW	-104699	-8577	Bearish	Bearish	-74.33	48200	0.86	48,220.55
10:33:57	317282	-6113	Short C	345781	11700		28499	17813	Bullish	Bullish	1.75	21700	1.09	21,719.70	10:33:57	799427	38605		656099	-24		-143328	-38629	Bearish	Bearish	-75.63	48200	0.82	48,221.30
10:35:02	317282	0		345781	0		28499	0	Bullish	Bullish	8.69	21700	1.09	21,721.50	10:35:02	799427	0		656099	0		-143328	0	Bearish	Bearish	-60.98	48200	0.82	48,231.40
10:36:09	312529	-4753	Short C	345781	0		33252	4753	Bullish	Bullish	7.53	21700	1.11	21,717.85	10:36:09	799427	0		656086	-13		-143341	-13	Bearish	Bearish	-49.42	48200	0.82	48,230.40
10:37:03	312529	0		356321	10540		43792	10540	Bullish	Bullish	2.50	21700	1.14	21,715.70	10:37:03	818364	18937		658136	2050		-160228	-16887	Bearish	Bearish	-51.36	48200	0.8	48,216.80
10:38:04	312529	0		356321	0		43792	0	Bullish	Bullish	11.17	21700	1.14	21,720.75	10:38:04	818364	0		658136	0		-160228	0	Bearish	Bearish	-37.04	48200	0.8	48,233.05
10:39:02	312529	0		356321	0		43792	0	Bullish	Bullish	8.35	21700	1.14	21,720.75	10:39:02	818364	0		658136	0		-160228	0	Bearish	Bearish	-37.92	48200	0.8	48,225.00
10:40:02	308994	-3535	Short C	365513	9192		56519	12727	Bullish	Bullish	6.48	21700	1.18	21,719.45	10:40:02	807109	-11255	Short C	667630	9494		-139479	20749	Bearish	Bearish	-54.58	48200	0.83	48,209.95
10:41:02	308994	0		365513	0		56519	0	Bullish	Bullish	6.11	21700	1.18	21,722.60	10:41:02	807109	0		667636	6		-139473	6	Bearish	Bearish	-24.99	48200	0.83	48,244.75
10:42:03	308994	0		371993	6480		62999	6480	Bullish	Bullish	6.09	21700	1.2	21,715.15	10:42:03	807109	0		662298	-5338	Long UW	-144811	-5338	Bearish	Bearish	-31.78	48200	0.82	48,223.95
10:43:02	309603	609		371993	0		62390	-609	Bullish	Bullish	6.52	21700	1.2	21,716.00	10:43:02	807091	-18		662298	0		-144793	18	Bearish	Bearish	-41.02	48200	0.82	48,216.80
10:44:03	309603	0		371993	0		62390	0	Bullish	Bullish	6.35	21700	1.2	21,714.75	10:44:03	807091	0		662295	-3		-144796	-3	Bearish	Bullish	-33.22	48200	0.82	48,234.05
10:45:02	309603	0		371993	0		62390	0	Bullish	Bullish	5.63	21700	1.2	21,717.90	10:45:02	807091	0		678036	15741		-129055	15741	Bearish	Bullish	-15.54	48200	0.84	48,233.25
10:46:02	310756	1153		381856	9863		71100	8710	Bullish	Bearish	5.12	21700	1.23	21,715.80	10:46:02	815196	8105		678118	82		-137078	-8023	Bearish	Bullish	-25.00	48200	0.83	48,235.65
10:47:02	310756	0		381856	0		71100	0	Bullish	Bullish	9.31	21700	1.23	21,721.45	10:47:02	815196	0		678116	-2		-137080	-2	Bearish	Bullish	-25.79	48200	0.83	48,238.90
10:48:03	310756	0		377381	-4475	Long UW	66625	-4475	Bullish	Bullish	18.98	21750	1.21	21,729.65	10:48:03	815196	0		678116	0		-137080	0	Bearish	Bullish	-8.40	48300	0.83	48,251.15
10:49:00	310932	176		377381	0		66449	-176	Bullish	Bullish	13.98	21750	1.21	21,727.70	10:49:00	818167	2971		686492	8376		-131675	5405	Bearish	Bullish	-17.94	48200	0.84	48,240.35
10:50:02	310932	0		377381	0		66449	0	Bullish	Bullish	10.90	21700	1.21	21,716.60	10:50:02	818167	0		686492	0		-131675	0	Bearish	Bullish	-27.87	48200	0.84	48,241.05
10:51:02	310932	0		375145	0		64213	-2236	Bullish	Bullish	2.89	21750	1.21	21,727.75	10:51:02	830029	11862		686492	0		-143537	-11862	Bearish	Bearish	-42.52	48200	0.83	48,227.65
10:52:02	309750	-1182	Short C	375104	-41		65354	1141	Bullish	Bullish	6.43	21700	1.21	21,724.80	10:52:02	830014	-15		685887	-605		-144127	-590	Bearish	Bearish	-35.84	48200	0.83	48,213.90
10:53:02	309750	0		375104	0		65354	0	Bullish	Bullish	0.88	21700	1.21	21,723.25	10:53:02	830014	0		685887	0		-144127	0	Bearish	Bullish	-50.34	48200	0.83	48,214.60
10:54:02	314288	4538		375104	0		60816	-4538	Bullish	Bearish	2.88	21700	1.19	21,721.75	10:54:02	830014	0		685887	0		-144127	0	B					

Nifty ATM	Nifty Spot	Nifty Pre CL	Nifty Open	Nifty High	Nifty Low	India VIX	Current Expiry	Exp High	21,902.70	132.40	Not Break	Resistanc	22000	BN ATM	BN Spot	BN Pre CL	BN Open	BN High	BN Low	India VIX	Friday		Exp High	48,742.10	264.40	Not Break	Resistanc	48500	
21750	21,731.40	21778.7	21,737.65	21,770.30	21,676.90	14.50	2024-01-04	Exp Low	21,572.60	104.30	Not Break	Support	21500	48300	48,292.25	48,508.55	48,374.85	48,477.70	48,091.85	14.50			Exp Low	48,007.60	84.25	Not Break	Support	48000	
Time	Call COI (Bearish ▼)	Call COI (+▲▼)	Short Covering	Put COI (Bullish ▲)	Put COI (+▲▼)	Long UW	NET Oi	+▲▼	Net Oi Signal	Price Action Signal	VWAP Diff	Strike	Nifty PCR	Nifty LTP	Time	Call COI (Bearish ▼)	Call COI (+▲▼)	Short Covering	Put COI (Bullish ▲)	Put COI (+▲▼)	Long Unwinding	NET Oi	+▲▼	Net Oi Signal	Price Action Signal	VWAP Diff	Strike	BN PCR	BN LTP
11:19:02	337561	3431		364246	-1350	Long UW	26685	-4781	Bullish	Bullish	11.37	21750	1.08	21,728.50	11:19:02	910617	-13040	Short C	685293	-3151	Long UW	-225324	9889	Bearish	Bullish	26.73	48300	0.75	48,264.35
11:20:02	337561	0		364246	0		26685	0	Bullish	Bullish	11.94	21750	1.08	21,727.15	11:20:02	910617	0		685293	0		-225324	0	Bearish	Bullish	27.13	48300	0.75	48,273.15
11:21:03	337561	0		364246	0		26685	0	Bullish	Bullish	15.90	21750	1.08	21,732.85	11:21:03	910617	0		685293	0		-225324	0	Bearish	Bullish	39.17	48300	0.75	48,270.55
11:22:03	336880	-681		365050	804		28170	1485	Bullish	Bullish	12.02	21750	1.08	21,732.85	11:22:03	876600	-34017	Short C	691344	6051		-185256	40068	Bearish	Bullish	26.64	48300	0.79	48,261.95
11:23:02	336880	0		365050	0		28170	0	Bullish	Bullish	13.65	21750	1.08	21,730.05	11:23:02	876525	-75		691323	-21		-185202	54	Bearish	Bullish	22.19	48300	0.79	48,257.50
11:24:05	336880	0		365050	0		28170	0	Bullish	Bullish	11.84	21750	1.08	21,728.05	11:24:05	876525	0		691323	0		-185202	0	Bearish	Bullish	20.27	48200	0.79	48,249.05
11:25:02	342451	5571		367768	2718		25317	-2853	Bullish	Bullish	10.37	21750	1.07	21,730.70	11:25:02	884464	7939		693708	2385		-190756	-5554	Bearish	Bullish	8.75	48300	0.78	48,262.30
11:26:03	342451	0		367768	0		25317	0	Bullish	Bullish	21.95	21750	1.07	21,733.55	11:26:03	884464	0		693708	0		-190756	0	Bearish	Bullish	29.18	48300	0.78	48,260.75
11:27:02	342451	0		373951	6183		31500	6183	Bullish	Bullish	15.29	21750	1.09	21,733.35	11:27:02	884464	0		693708	0		-190756	0	Bearish	Bullish	9.60	48300	0.78	48,255.00
11:28:04	339229	-3222	Short C	373951	0		34722	3222	Bullish	Bullish	17.22	21750	1.1	21,731.60	11:28:04	897825	13361		696742	3034		-201083	-10327	Bearish	Bullish	0.19	48200	0.78	48,248.80
11:29:02	339229	0		373951	0		34722	0	Bullish	Bullish	12.83	21750	1.1	21,730.20	11:29:02	897825	0		696742	0		-201083	0	Bearish	Bullish	-2.70	48200	0.78	48,247.60
11:30:03	339229	0		373951	0		34722	0	Bullish	Bullish	24.62	21750	1.1	21,732.80	11:30:03	909512	11687		696742	0		-212770	-11687	Bearish	Bullish	5.84	48200	0.77	48,246.55
11:31:02	336857	-2372	Short C	383307	9356		46450	11728	Bullish	Bullish	22.55	21750	1.14	21,733.05	11:31:02	909572	60		699324	2582		-210248	2522	Bearish	Bullish	-2.01	48200	0.77	48,247.60
11:32:02	336857	0		383307	0		46450	0	Bullish	Bullish	20.48	21750	1.14	21,731.65	11:32:02	909572	0		699322	-2		-210250	-2	Bearish	Bearish	-5.36	48200	0.77	48,239.25
11:33:03	336857	0		383307	0		46450	0	Bullish	Bullish	18.93	21750	1.14	21,730.70	11:33:03	909572	0		699322	0		-210250	0	Bearish	Bearish	-3.91	48200	0.77	48,239.50
11:34:02	335053	-1804	Short C	392151	8844		57098	10648	Bullish	Bearish	15.50	21750	1.17	21,729.30	11:34:02	919868	10296		702538	3216		-217330	-7080	Bearish	Bearish	-9.84	48200	0.76	48,240.90
11:35:03	335053	0		392151	0		57098	0	Bullish	Bullish	13.54	21750	1.17	21,734.50	11:35:03	919868	0		702536	-2		-217332	-2	Bearish	Bearish	-19.62	48200	0.76	48,243.90
11:36:03	335053	0		392151	0		57098	0	Bullish	Bullish	28.79	21750	1.17	21,739.25	11:36:03	919868	0		702345	-191		-217523	-191	Bearish	Bullish	2.78	48300	0.76	48,261.60
11:37:02	329477	-5576	Short C	393452	1301		63975	6877	Bullish	Bullish	34.84	21750	1.19	21,743.00	11:37:02	919711	-157		702333	-12		-217378	145	Bearish	Bullish	23.14	48300	0.76	48,270.10
11:38:04	329477	0		393452	0		63975	0	Bullish	Bullish	29.75	21750	1.19	21,743.00	11:38:04	919711	0		702319	-14		-217392	-14	Bearish	Bullish	16.14	48300	0.76	48,267.55
11:39:02	329477	0		393452	0		63975	0	Bullish	Bullish	32.33	21750	1.19	21,742.40	11:39:02	919711	0		702319	0		-217392	0	Bearish	Bullish	17.05	48300	0.76	48,261.30
11:40:02	329724	247		394726	1274		65002	1027	Bullish	Bullish	31.50	21750	1.2	21,743.05	11:40:02	919796	85		703802	1483		-215994	1398	Bearish	Bullish	20.03	48300	0.77	48,258.25
11:41:03	329724	0		394726	0		65002	0	Bullish	Bullish	23.53	21750	1.2	21,738.65	11:41:03	919796	0		703806	4		-215990	4	Bearish	Bullish	6.46	48300	0.77	48,252.60
11:42:03	329724	0		394726	0		65002	0	Bullish	Bullish	14.53	21750	1.2	21,735.65	11:42:03	921297	1501		703806	0		-217491	-1501	Bearish	Bearish	-0.61	48200	0.76	48,244.90
11:43:03	326407	-3317	Short C	394074	-652		67667	2665	Bullish	Bullish	20.23	21750	1.21	21,737.05	11:43:03	921366	69		707564	3758		-213802	3689	Bearish	Bullish	6.34	48200	0.77	48,249.85
11:44:02	326407	0		394074	0		67667	0	Bullish	Bullish	23.71	21750	1.21	21,738.65	11:44:02	921366	0		707567	3		-213799	3	Bearish	Bearish	11.98	48200	0.77	48,247.25
11:45:02	326407	0		394074	0		67667	0	Bullish	Bullish	21.04	21750	1.21	21,735.95	11:45:02	921366	0		707567	0		-213799	0	Bearish	Bearish	9.83	48200	0.77	48,238.45
11:46:03	326921	514		395161	1087		68240	573	Bullish	Bearish	11.19	21750	1.21	21,729.70	11:46:03	925820	4454		714480	6913		-211340	2459	Bearish	Bearish	-4.07	48200	0.77	48,239.30
11:47:02	326921	0		395161	0		68240	0	Bullish	Bullish	11.09	21750	1.21	21,733.15	11:47:02	925820	0		714477	-3		-211343	-3	Bearish	Bullish	-4.96	48200	0.77	48,242.70
11:48:01	326921	0		395161	0		68240	0	Bullish	Bearish	8.43	21750	1.21	21,733.50	11:48:01	925820	0		714477	0		-211343	0	Bearish	Bearish	-7.86	48200	0.77	48,240.55
11:49:02	327365	444		391823	-3338	Long UW	64458	-3782	Bullish	Bearish	11.11	21750	1.2	21,734.25	11:49:02	927950	2130		710823	-3654	Long UW	-217127	-5784	Bearish	Bearish	-7.16	48200	0.77	48,231.50
11:50:01	327365	0		391823	0		64458	0	Bullish	Bearish	7.14	21750	1.2	21,732.25	11:50:01	927950	0		710823	0		-217127	0	Bearish	Bearish	-7.00	48200	0.77	48,226.70
11:51:02	327365	0		391823	0		64458	0	Bullish	Bearish	10.17	21750	1.2	21,734.60	11:51:02	927950	0		710823	0		-217127	0	Bearish	Bearish	-6.56	48200	0.77	48,234.75
11:52:03	328272	907		389268	-2555	Long UW	60996	-3462	Bullish	Bearish	10.45	21750	1.19	21,735.60	11:52:03	926361	-1589	Short C	708458	-2365	Long UW	-217903	-776	Bearish	Bearish	-5.79	48200	0.76	48,234.20
11:53:02	328272	0		389268	0		60996	0	Bullish	Bearish	13.38	21750	1.19	21,737.75	11:53:02	926366	5		708450	-8		-217916	-13	Bearish	Bearish	5.00	48200	0.76	48,244.55
11:54:02	328272	0		389268	0		60996	0	Bullish	Bearish	13.81	21750	1.19	21,738.15	11:54:02	926366	0		708450	0		-217916	0	Bearish	Bearish	5.45	48200	0.76	48,244.20
11:55:03	330551	2279		388573	-695		58022	-2974	Bullish	Bullish	11.02	21750	1.18	21,736.00	11:55:03	925683	-683		713353	4903		-212330	5586	Bearish	Bullish	10.21	48300	0.77	48,253.40
11:56:02	330551	0		388573	0		58022	0	Bullish	Bullish	12.68	21750	1.18	21,738.20	11:56:02	925683	0		713348	-5		-212335	-5	Bearish	Bull				

Nifty ATM	Nifty Spot	Nifty Pre C	Nifty Open	Nifty High	Nifty Low	India VIX	Current Expiry	Exp High	21,902.70	132.40	Not Break	Resistanc	22000	BN ATM	BN Spot	BN Pre CL	BN Open	BN High	BN Low	India VIX	Friday	Exp High	48,742.10	264.40	Not Break	Resistanc	48500		
21750	21,731.40	21778.7	21,737.65	21,770.30	21,676.90	14.50	2024-01-04	Exp Low	21,572.60	104.30	Not Break	Support	21500	48300	48,292.25	48,508.55	48,374.85	48,477.70	48,091.85	14.50	Friday	Exp Low	48,007.60	84.25	Not Break	Support	48000		
Time	Call COI (Bearish ▼)	Call COI (+▲-▼)	Short Covering	Put COI (Bullish ▲)	Put COI (+▲-▼)	Long UW	NET Oi	+▲-▼	Net Oi Signal	Price Action Signal	VWAP Diff	Strike	Nifty PCR	Nifty LTP	Time	Call COI (Bearish ▼)	Call COI (+▲-▼)	Short Covering	Put COI (Bullish ▲)	Put COI (+▲-▼)	Long Unwinding	NET Oi	+▲-▼	Net Oi Signal	Price Action Signal	VWAP Diff	Strike	BN PCR	BN LTP
12:21:02	324251	0	0	422175	0	0	97924	0	Bullish	Bullish	34.49	21750	1.3	21,745.35	12:21:02	900258	0	0	713577	-14		-186681	-14	Bearish	Bullish	58.33	48300	0.79	48,296.40
12:22:02	325427	1176	0	429880	7705	0	104453	6529	Bullish	Bullish	36.40	21750	1.32	21,748.10	12:22:02	899933	-325	0	717217	3640		-182716	3965	Bearish	Bearish	55.95	48300	0.8	48,291.70
12:23:03	325427	0	0	429880	0	0	104453	0	Bullish	Bullish	43.24	21750	1.32	21,749.65	12:23:03	900048	115	0	717249	32		-182799	-83	Bearish	Bullish	58.76	48300	0.8	48,296.25
12:24:03	319747	-5680	Short C	429880	0	0	110133	5680	Bullish	Bullish	41.32	21750	1.34	21,748.95	12:24:03	900048	0	0	717249	0		-182799	0	Bearish	Bullish	64.22	48300	0.8	48,301.70
12:25:03	319747	0	0	431544	1664	0	111797	1664	Bullish	Bullish	42.07	21750	1.35	21,749.00	12:25:03	900918	870	0	715707	-1542	Long UW	-185211	-2412	Bearish	Bullish	71.96	48300	0.79	48,304.85
12:26:03	319747	0	0	431544	0	0	111797	0	Bullish	Bullish	39.91	21750	1.35	21,749.60	12:26:03	900918	0	0	715705	-2		-185213	-2	Bearish	Bullish	65.36	48300	0.79	48,301.30
12:27:02	319747	0	0	436733	5189	0	116986	5189	Bullish	Bullish	39.14	21750	1.37	21,748.85	12:27:02	900918	0	0	715705	0		-185213	0	Bearish	Bearish	54.78	48300	0.79	48,288.70
12:28:03	320745	998	0	436733	0	0	115988	-998	Bullish	Bullish	35.67	21750	1.36	21,744.55	12:28:03	897179	-3739	Short C	716437	732		-180742	4471	Bearish	Bearish	53.13	48300	0.8	48,279.95
12:29:02	320745	0	0	436733	0	0	115988	0	Bullish	Bullish	29.42	21750	1.36	21,742.85	12:29:02	897179	0	0	716437	0		-180742	0	Bearish	Bearish	32.63	48300	0.8	48,275.00
12:30:02	320745	0	0	436733	0	0	115988	0	Bullish	Bearish	29.48	21750	1.36	21,741.15	12:30:02	897179	0	0	716437	0		-180742	0	Bearish	Bearish	29.69	48300	0.8	48,276.00
12:31:03	317920	-2825	Short C	436770	37	0	118850	2862	Bullish	Bearish	25.15	21750	1.37	21,733.10	12:31:03	892535	-4644	Short C	711733	-4704	Long UW	-180802	-60	Bearish	Bearish	3.48	48200	0.8	48,229.30
12:32:04	317920	0	0	436770	0	0	118850	0	Bullish	Bearish	3.59	21750	1.37	21,732.55	12:32:04	892535	0	0	711733	0		-180802	0	Bearish	Bearish	49.48	48200	0.8	48,234.70
12:33:03	317920	0	0	436770	0	0	118850	0	Bullish	Bearish	12.35	21750	1.37	21,731.15	12:33:03	892535	0	0	711733	0		-180802	0	Bearish	Bearish	-24.90	48200	0.8	48,244.00
12:34:03	313176	-4744	Short C	428715	-8055	Long UW	115539	-3311	Bullish	Bearish	14.23	21750	1.37	21,730.35	12:34:03	876857	-15678	Short C	697542	-14191	Long UW	-179315	1487	Bearish	Bearish	-28.19	48200	0.8	48,247.20
12:35:05	313176	0	0	428715	0	0	115539	0	Bullish	Bearish	12.61	21750	1.37	21,728.95	12:35:05	876857	0	0	697542	0		-179315	0	Bearish	Bearish	-12.93	48200	0.8	48,240.75
12:36:03	313176	0	0	428715	0	0	115539	0	Bullish	Bearish	13.39	21750	1.37	21,728.85	12:36:03	876857	0	0	697542	0		-179315	0	Bearish	Bearish	-8.04	48200	0.8	48,239.15
12:37:02	315382	2206	0	432340	3625	0	116958	1419	Bullish	Bearish	11.48	21750	1.37	21,729.95	12:37:02	884508	7651	0	706019	8477		-178489	826	Bearish	Bearish	-22.51	48200	0.8	48,237.30
12:37:59	315382	0	0	432340	0	0	116958	0	Bullish	Bearish	11.36	21750	1.37	21,728.40	12:37:59	884508	0	0	706019	0		-178489	0	Bearish	Bearish	-22.48	48200	0.8	48,237.90
12:39:02	315382	0	0	432340	0	0	116958	0	Bullish	Bearish	11.35	21750	1.37	21,732.20	12:39:02	884508	0	0	706019	0		-178489	0	Bearish	Bearish	-10.51	48300	0.8	48,253.00
12:40:04	318322	2940	0	433477	1137	0	115155	-1803	Bullish	Bearish	11.28	21750	1.36	21,728.20	12:40:04	888813	4305	0	708576	2557		-180237	-1748	Bearish	Bearish	-6.01	48300	0.8	48,250.05
12:41:03	318322	0	0	433477	0	0	115155	0	Bullish	Bearish	-5.66	21700	1.36	21,721.80	12:41:03	888817	4	0	708575	-1		-180242	-5	Bearish	Bearish	-32.37	48200	0.8	48,232.75
12:42:02	318322	0	0	433477	0	0	115155	0	Bullish	Bearish	-4.98	21700	1.36	21,722.00	12:42:02	888817	0	0	708575	0		-180242	0	Bearish	Bearish	-24.52	48200	0.8	48,232.50
12:43:02	320243	1921	0	423504	-9973	Long UW	103261	-11894	Bullish	Bearish	-6.82	21700	1.32	21,717.00	12:43:02	891847	3030	0	706304	-2271	Long UW	-185543	-5301	Bearish	Bearish	-22.37	48200	0.79	48,219.90
12:44:02	320243	0	0	423504	0	0	103261	0	Bullish	Bearish	-3.61	21700	1.32	21,716.05	12:44:02	891847	0	0	706291	-13		-185556	-13	Bearish	Bearish	-21.56	48200	0.79	48,226.25
12:45:02	320243	0	0	423504	0	0	103261	0	Bullish	Bearish	-11.57	21700	1.32	21,711.05	12:45:02	891847	0	0	706291	0		-185556	0	Bearish	Bearish	-32.31	48200	0.79	48,220.45
12:46:02	322082	1839	0	416815	-6689	Long UW	94733	-8528	Bullish	Bearish	-12.53	21700	1.29	21,710.45	12:46:02	901152	9305	0	702455	-3836	Long UW	-198697	-13141	Bearish	Bearish	-36.80	48200	0.78	48,219.00
12:47:02	322082	0	0	416815	0	0	94733	0	Bullish	Bearish	-12.00	21700	1.29	21,711.75	12:47:02	901152	0	0	702455	0		-198697	0	Bearish	Bearish	-30.22	48200	0.78	48,225.75
12:48:02	322082	0	0	416815	0	0	94733	0	Bullish	Bearish	-5.69	21700	1.29	21,711.95	12:48:02	901152	0	0	702455	0		-198697	0	Bearish	Bearish	-31.59	48200	0.78	48,216.40
12:49:02	324717	2635	0	414708	-2107	Long UW	89991	-4742	Bullish	Bearish	-9.14	21700	1.28	21,714.55	12:49:02	906903	5751	0	710105	7650		-196798	1899	Bearish	Bearish	-32.58	48200	0.78	48,211.95
12:50:07	324717	0	0	414708	0	0	89991	0	Bullish	Bearish	-9.47	21700	1.28	21,720.15	12:50:07	906903	0	0	710108	3		-196795	3	Bearish	Bearish	-30.62	48200	0.78	48,216.70
12:51:03	324717	0	0	414708	0	0	89991	0	Bullish	Bearish	-1.51	21700	1.28	21,721.75	12:51:03	906903	0	0	710108	0		-196795	0	Bearish	Bearish	-11.89	48200	0.78	48,232.55
12:52:02	328769	4052	0	407705	-7003	Long UW	78936	-11055	Bullish	Bearish	-4.06	21700	1.24	21,716.05	12:52:02	904616	-2287	Short C	707246	-2862	Long UW	-197370	-575	Bearish	Bearish	-6.63	48200	0.78	48,222.55
12:53:01	328769	0	0	407705	0	0	78936	0	Bullish	Bearish	-9.45	21700	1.24	21,716.50	12:53:01	904616	0	0	707247	1		-197369	1	Bearish	Bearish	-24.69	48200	0.78	48,213.35
12:54:02	328769	0	0	407705	0	0	78936	0	Bullish	Bearish	-11.43	21700	1.24	21,714.25	12:54:02	904616	0	0	707253	6		-197363	6	Bearish	Bearish	-24.69	48200	0.78	48,211.10
12:55:03	328961	192	0	402356	-5349	Long UW	73395	-5541	Bullish	Bearish	-2.37	21700	1.22	21,717.35	12:55:03	907745	3129	0	713275	6022		-194470	2893	Bearish	Bearish	-5.15	48200	0.79	48,225.00
12:56:03	328961	0	0	402356	0	0	73395	0	Bullish	Bearish	-4.37	21700	1.22	21,716.40	12:56:03	907745	0	0	713275	0		-194470	0	Bearish	Bullish	-2.50	48200	0.79	48,229.70
12:57:02	328961	0	0	402356	0	0	73395	0	Bullish	Bearish	-9.86	21700	1.22	21,715.75	12:57:02	907745	0	0	713275	0		-194470	0	Bearish	Bullish	-17.48	48200	0.79	48,230.45
12:58:00	330422	1461	0	403332	976	0	72910	-485	Bullish	Bullish	-2.81	21700	1.22	21,712.75	12:58:00	907476	-269	0	708290	-4985	Long UW	-199186	-4716	Bearish	Bullish	-11.47	48200	0.78	48,225.25
12:59:02	330422	0	0	403332	0	0	72910	0	Bullish	Bullish	-3.41	21700	1.22	21,714.55	12:59:02	907476	0	0	708291	1		-199185	1	Bearish	Bullish	-13.41	48200	0.78	48,223.45
13:00:01	330422	0	0	403332	0	0	72910	0	Bullish	Bullish	-4.40	21700	1.22	21,715.25	13:00:01	907476	0	0	708284	-7		-199192	-7	Bearish	Bearish	-21.49	48200	0.78	48,213.30
13:01:03	332277	1855	0	406554	3222	0	74277	1367	Bullish	Bullish	-11.39	21700	1.22	21,714.40	13:01:03	914705	7229	0	709139	855		-205566	-6374	Bearish	Bearish	-30.84	48200	0.78	48,208.35
13:02:02	331680	-597	0	406554	0	0	74874	597	Bullish	Bullish	-6.39	21700	1.23	21,721.50	13:02:02	914704	-1	0											

Nifty ATM	Nifty Spot	Nifty Pre CL	Nifty Open	Nifty High	Nifty Low	India VIX	Current Expiry	Exp High	21,902.70	132.40	Not Break	Resistanc	22000	BN ATM	BN Spot	BN Pre CL	BN Open	BN High	BN Low	India VIX	Friday		Exp High	48,742.10	264.40	Not Break	Resistanc	48500	
21750	21,731.40	21778.7	21,737.65	21,770.30	21,676.90	14.50	2024-01-04	Exp Low	21,572.60	104.30	Not Break	Support	21500	48300	48,292.25	48,508.55	48,374.85	48,477.70	48,091.85	14.50			Exp Low	48,007.60	84.25	Not Break	Support	48000	
Time	Call COI (Bearish ▼)	Call COI (+▲-▼)	Short Covering	Put COI (Bullish ▲)	Put COI (+▲-▼)	Long UW	NET Oi	+▲▼	Net OI Signal	Price Action Signal	VWAP Diff	Strike	Nifty PCR	Nifty LTP	Time	Call COI (Bearish ▼)	Call COI (+▲-▼)	Short Covering	Put COI (Bullish ▲)	Put COI (+▲-▼)	Long Unwinding	NET Oi	+▲▼	Net OI Signal	Price Action Signal	VWAP Diff	Strike	BN PCR	BN LTP
13:23:02	331594	0	0	405010	0		73416	0	Bullish	Bearish	13.94	21750	1.22	21,732.85	13:23:02	923237	2	0	692540	0		-230697	-2	Bearish	Bullish	19.19	48200	0.75	48,235.05
13:24:02	331594	0	0	405010	0		73416	0	Bullish	Bearish	6.02	21750	1.22	21,729.65	13:24:02	923237	0	0	692540	0		-230697	0	Bearish	Bullish	14.33	48200	0.75	48,234.10
13:25:02	331812	218	0	405092	82		73280	-136	Bullish	Bearish	9.17	21750	1.22	21,729.55	13:25:02	923533	296	0	694304	1764		-229229	1468	Bearish	Bearish	6.92	48200	0.75	48,231.25
13:26:02	331812	0	0	405092	0		73280	0	Bullish	Bearish	9.90	21750	1.22	21,731.45	13:26:02	923465	-68	0	694383	79		-229082	147	Bearish	Bullish	15.21	48200	0.75	48,238.60
13:27:02	331812	0	0	405092	0		73280	0	Bullish	Bearish	8.68	21750	1.22	21,732.05	13:27:02	923465	0	0	694383	0		-229082	0	Bearish	Bearish	-0.82	48200	0.75	48,228.85
13:27:59	332630	818	0	404831	-261		72201	-1079	Bullish	Bearish	4.68	21750	1.22	21,728.65	13:27:59	922397	-1068	Short C	692732	-1651	Long UW	-229665	-583	Bearish	Bearish	1.78	48200	0.75	48,220.45
13:29:03	332630	0	0	404831	0		72201	0	Bullish	Bearish	4.07	21750	1.22	21,727.15	13:29:03	922398	1	0	692732	0		-229666	-1	Bearish	Bearish	-14.82	48200	0.75	48,216.60
13:30:00	332630	0	0	404831	0		72201	0	Bullish	Bearish	-1.93	21750	1.22	21,729.10	13:30:00	922398	0	0	692732	0		-229666	0	Bearish	Bearish	-23.80	48200	0.75	48,215.70
13:31:02	329080	-3550	Short C	399648	-5183	Long UW	70568	-1633	Bullish	Bearish	-10.71	21700	1.21	21,716.85	13:31:02	922398	0	0	692732	0		-229666	0	Bearish	Bearish	-61.53	48200	0.75	48,178.25
13:32:02	329080	0	0	399648	0		70568	0	Bullish	Bearish	-14.55	21700	1.21	21,714.95	13:32:02	922271	-127	0	684971	-7761	Long UW	-237300	-7634	Bearish	Bearish	-80.74	48200	0.74	48,172.05
13:33:02	329080	0	0	399648	0		70568	0	Bullish	Bearish	-7.17	21700	1.21	21,716.20	13:33:02	922271	0	0	684971	0		-237300	0	Bearish	Bearish	-63.63	48200	0.74	48,175.20
13:34:03	329080	0	0	396008	-3640	Long UW	69628	-3640	Bullish	Bearish	-1.67	21700	1.2	21,722.30	13:34:03	922271	0	0	677176	-7795	Long UW	-245095	-7795	Bearish	Bearish	-62.27	48200	0.73	48,191.40
13:35:02	326768	-2312	Short C	396008	0		69240	2312	Bullish	Bearish	1.08	21700	1.21	21,721.70	13:35:02	950098	27827	0	677207	31		-272891	-27796	Bearish	Bearish	-49.70	48200	0.71	48,185.10
13:36:02	326768	0	0	396008	0		69240	0	Bullish	Bearish	-6.61	21700	1.21	21,722.10	13:36:02	950098	0	0	677207	0		-272891	0	Bearish	Bearish	-68.71	48200	0.71	48,187.80
13:37:02	326487	-281	0	393203	-2805	Long UW	66716	-2524	Bullish	Bearish	-3.81	21700	1.2	21,722.55	13:37:02	965734	15636	0	678160	953		-287574	-14683	Bearish	Bearish	-60.41	48200	0.7	48,180.70
13:38:02	326487	0	0	393203	0		66716	0	Bullish	Bearish	-10.60	21700	1.2	21,717.35	13:38:02	965734	0	0	678073	-87		-287661	-87	Bearish	Bearish	-76.59	48200	0.7	48,170.30
13:39:03	326487	0	0	393203	0		66716	0	Bullish	Bearish	-6.59	21700	1.2	21,713.60	13:39:03	965734	0	0	678080	7		-287654	7	Bearish	Bearish	-76.87	48200	0.7	48,174.40
13:40:05	328167	1680	0	392118	-1085	Long UW	63951	-2765	Bullish	Bearish	-7.68	21700	1.19	21,709.20	13:40:05	973867	8133	0	678080	0		-295787	-8133	Bearish	Bearish	-98.87	48100	0.7	48,133.90
13:41:02	328167	0	0	392118	0		63951	0	Bullish	Bearish	-14.99	21700	1.19	21,713.05	13:41:02	973867	0	0	678630	550		-295237	550	Bearish	Bearish	-121.00	48100	0.7	48,126.10
13:42:02	328167	0	0	392118	0		63951	0	Bullish	Bearish	-11.13	21700	1.19	21,718.10	13:42:02	973867	0	0	678630	0		-295237	0	Bearish	Bearish	-108.63	48100	0.7	48,145.00
13:43:03	328910	743	0	388101	-4017	Long UW	59191	-4760	Bullish	Bearish	-11.42	21700	1.18	21,717.10	13:43:03	990317	16450	0	644705	-33925	Long UW	-345612	-50375	Bearish	Bearish	-100.90	48100	0.65	48,149.15
13:44:03	329000	90	0	388101	0		59101	-90	Bullish	Bullish	-6.01	21700	1.18	21,719.25	13:44:03	990380	63	0	644692	-13		-345688	-76	Bearish	Bullish	-95.43	48200	0.65	48,155.70
13:45:02	329000	0	0	388101	0		59101	0	Bullish	Bullish	-1.40	21700	1.18	21,722.00	13:45:02	990380	0	0	644692	0		-345688	0	Bearish	Bullish	-79.01	48200	0.65	48,174.70
13:46:06	327353	-1647	Short C	396814	8713		69461	10360	Bullish	Bullish	1.30	21700	1.21	21,721.80	13:46:06	988201	-2179	Short C	638441	-6251	Long UW	-349760	-4072	Bearish	Bearish	-73.42	48200	0.65	48,166.45
13:47:02	327353	0	0	396814	0		69461	0	Bullish	Bearish	2.49	21700	1.21	21,722.20	13:47:02	988201	0	0	638441	0		-349760	0	Bearish	Bearish	-68.10	48200	0.65	48,169.35
13:48:02	327353	0	0	396814	0		69461	0	Bullish	Bullish	6.59	21750	1.21	21,726.95	13:48:02	988201	0	0	638441	0		-349760	0	Bearish	Bearish	-63.90	48200	0.65	48,176.25
13:49:02	326880	-473	0	400857	4043		73977	4516	Bullish	Bullish	1.55	21700	1.23	21,722.25	13:49:02	988201	0	0	638441	0		-349760	0	Bearish	Bearish	-73.42	48200	0.65	48,163.10
13:50:02	326880	0	0	400857	0		73977	0	Bullish	Bearish	-5.34	21700	1.23	21,717.90	13:50:02	997239	9038	0	639428	987		-357811	-8051	Bearish	Bearish	-79.51	48200	0.64	48,161.55
13:51:02	326880	0	0	400857	0		73977	0	Bullish	Bullish	2.61	21700	1.23	21,723.65	13:51:02	997239	0	0	639428	0		-357811	0	Bearish	Bullish	-63.01	48200	0.64	48,182.15
13:52:02	325004	-1876	Short C	400857	0		79853	1876	Bullish	Bullish	-1.45	21700	1.23	21,721.55	13:52:02	1002222	4983	0	639856	428		-362366	-4555	Bearish	Bearish	-82.93	48200	0.64	48,171.85
13:53:02	325004	0	0	401979	1122		76975	1122	Bullish	Bullish	-3.75	21750	1.24	21,725.35	13:53:02	1002222	0	0	639856	0		-362366	0	Bearish	Bullish	-82.85	48200	0.64	48,176.70
13:54:02	325004	0	0	401979	0		76975	0	Bullish	Bullish	3.40	21750	1.24	21,726.00	13:54:02	1002222	0	0	639856	0		-362366	0	Bearish	Bullish	-70.32	48200	0.64	48,174.50
13:55:03	324820	-184	0	403933	1954		79113	2138	Bullish	Bullish	2.15	21700	1.24	21,722.20	13:55:03	1006360	4138	0	645791	5935		-360569	1797	Bearish	Bullish	-62.78	48200	0.64	48,183.85
13:56:02	324820	0	0	403933	0		79113	0	Bullish	Bullish	-0.45	21700	1.24	21,718.30	13:56:02	1006419	59	0	645772	-19		-360647	-78	Bearish	Bullish	-67.67	48200	0.64	48,180.95
13:57:01	324820	0	0	403933	0		79113	0	Bullish	Bullish	0.35	21700	1.24	21,721.15	13:57:01	1006419	0	0	645772	0		-360647	0	Bearish	Bullish	-81.28	48200	0.64	48,178.90
13:58:01	325660	840	0	407096	3163		81436	2323	Bullish	Bearish	-1.35	21700	1.25	21,717.65	13:58:01	1005963	-456	0	645772	0		-360191	456	Bearish	Bullish	-69.08	48200	0.64	48,179.45
13:59:02	325660	0	0	407096	0		81436	0	Bullish	Bearish	-1.50	21700	1.25	21,716.35	13:59:02	1005963	0	0	650085	4313		-355878	4313	Bearish	Bullish	-68.41	48200	0.65	48,183.60
14:00:03	325660	0	0	407096	0		81436	0	Bullish	Bearish	0.55	21700	1.25	21,718.10	14:00:03	1005963	0	0	650097	12		-355866	12	Bearish	Bullish	-51.33	48200	0.65	48,178.05
14:01:03	325955	295	0	407311	215		81356	-80	Bullish	Bearish	-1.49	21700	1.25	21,719.25	14:01:03	1000974	-4989	Short C	650422	325		-350552	5314	Bearish	Bullish	-71.90	48200	0.65	48,182.60
14:02:02	325955	0	0	407311	0		81356	0	Bullish	Bearish	1.31	21700	1.25	21,718.05	14:02:02	1000974	0	0	650422	0		-350552	0	Bearish	Bullish	-78.50	48200	0.65	48,178.35
14:03:03	325955	0	0	407311	0		81356	0	Bullish	Bearish	1.25	21700	1.25	21,716.30	14:03:03	1000974	0	0	650422	0		-350552	0	Bearish	Bullish	-74.80	48200	0.65	48,164.50
14:04:04	324883	-1072	Short C	411047	3736		86164	4808	Bullish	Bearish	0.15	21700	1.27	21,717.65	14:04:04	1011207	10233	0	652187	1765		-35902							

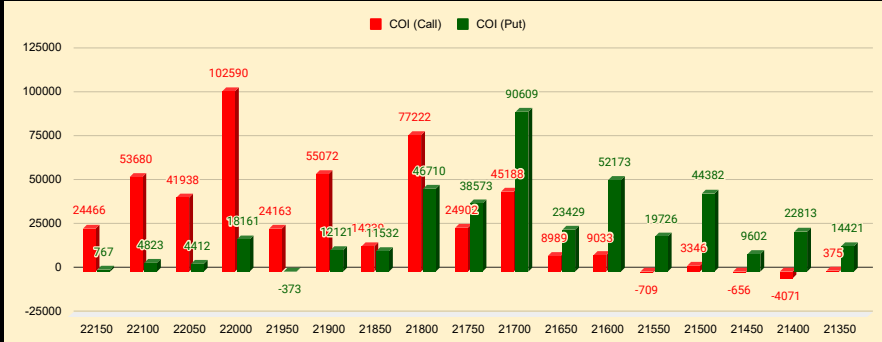
Nifty ATM	Nifty Spot	Nifty Pre Cl	Nifty Open	Nifty High	Nifty Low	India VIX	Current Expiry	Exp High	21,902.70	132.40	Not Break	Resistanc	22000	BN ATM	BN Spot	BN Pre CL	BN Open	BN High	BN Low	India VIX	Friday		Exp High	48,742.10	264.40	Not Break	Resistanc	48500	
21750	21,731.40	21778.7	21,737.65	21,770.30	21,676.90	14.50	2024-01-04	Exp Low	21,572.60	104.30	Not Break	Support	21500	48300	48,292.25	48,508.55	48,374.85	48,477.70	48,091.85	14.50	Friday		Exp Low	48,007.60	84.25	Not Break	Support	48000	
Time	Call COI (Bearish)	Call COI (+)	Short Covering	Put COI (Bullish)	Put COI (+)	Long UW	NET Oi	▲ ▼	Net Oi Signal	Price Action Signal	VWAP Diff	Strike	Nifty PCR	Nifty LTP	Time	Call COI (Bearish)	Call COI (+)	Short Covering	Put COI (Bullish)	Put COI (+)	Long Unwinding	NET Oi	▲ ▼	Net Oi Signal	Price Action Signal	VWAP Diff	Strike	BN PCR	BN LTP
14:25:06	347737	6019		370128	-6192	Long UW	22391	-12211	Bullish	Bearish	-47.91	21700	1.06	21,690.50	14:25:06	1020601	2631		596155	563		-424446	-2068	Bearish	Bearish	-139.99	48100	0.58	48,112.85
14:26:02	347737	0		370128	0		22391	0	Bullish	Bearish	-54.57	21700	1.06	21,686.05	14:26:02	1020601	0		596148	-7		-424453	-7	Bearish	Bearish	-147.64	48100	0.58	48,117.85
14:27:03	347737	0		370128	0		22391	0	Bullish	Bearish	-49.44	21700	1.06	21,686.65	14:27:03	1020601	0		596148	0		-424453	0	Bearish	Bearish	-136.06	48100	0.58	48,118.50
14:28:02	351883	4116		359277	-10851	Long UW	7424	-14967	Bullish	Bearish	-42.98	21700	1.02	21,691.00	14:28:02	1020601	0		596148	0		-424453	0	Bearish	Bullish	-123.80	48100	0.58	48,133.00
14:29:02	351853	0		359277	0		7424	0	Bullish	Bullish	-33.94	21700	1.02	21,694.05	14:29:02	1027075	6474		595590	-558		-431485	-7032	Bearish	Bullish	-98.63	48100	0.58	48,138.70
14:30:03	351853	0		359277	0		7424	0	Bullish	Bullish	-37.86	21700	1.02	21,689.50	14:30:03	1027075	0		595590	0		-431485	0	Bearish	Bullish	-105.73	48100	0.58	48,134.05
14:31:03	358888	7035		354999	-4278	Long UW	-3889	-11313	Bearish	Bearish	-39.81	21700	0.99	21,692.50	14:31:03	1027814	739		595183	-407		-432631	-1146	Bearish	Bullish	-104.32	48100	0.58	48,141.25
14:32:06	358888	0		354999	0		-3889	0	Bearish	Bullish	-31.67	21700	0.99	21,697.80	14:32:06	1027814	0		595183	0		-432631	0	Bearish	Bullish	-81.55	48200	0.58	48,156.50
14:33:02	358888	0		354999	0		-3889	0	Bearish	Bullish	-24.25	21700	0.99	21,700.25	14:33:02	1027814	0		595183	0		-432631	0	Bearish	Bullish	-70.42	48200	0.58	48,163.45
14:34:05	358595	-293		350649	-4350	Long UW	-7946	-4057	Bearish	Bullish	-24.49	21700	0.98	21,704.45	14:34:05	1003148	-24666	Short C	585301	-9882	Long UW	-417847	14784	Bearish	Bullish	-72.40	48200	0.58	48,172.35
14:35:02	358595	0		350649	0		-7946	0	Bearish	Bullish	-21.68	21700	0.98	21,701.20	14:35:02	1003148	0		585301	0		-417847	0	Bearish	Bullish	-66.23	48200	0.58	48,159.30
14:36:02	358595	0		350649	0		-7946	0	Bearish	Bullish	-11.91	21700	0.98	21,707.70	14:36:02	1003148	0		585301	0		-417847	0	Bearish	Bullish	-35.02	48200	0.58	48,187.75
14:37:03	355555	-3040	Short C	352144	1495		-3411	4535	Bearish	Bullish	-4.32	21700	0.99	21,711.50	14:37:03	971868	-31280	Short C	582472	-2829	Long UW	-389396	28451	Bearish	Bullish	-33.78	48200	0.6	48,192.50
14:38:02	355555	0		352144	0		-3411	0	Bearish	Bullish	0.25	21700	0.99	21,716.25	14:38:02	971868	0		582446	-26		-389422	-26	Bearish	Bullish	-16.83	48200	0.6	48,199.45
14:39:03	355555	0		352144	0		-3411	0	Bearish	Bullish	1.66	21700	0.99	21,711.65	14:39:03	971868	0		582446	0		-389422	0	Bearish	Bullish	-1.11	48200	0.6	48,213.80
14:40:01	352620	-2935	Short C	360360	8216		7740	11151	Bullish	Bullish	-1.78	21700	1.02	21,709.85	14:40:01	950098	-21770	Short C	575827	-6619	Long UW	-374271	15151	Bearish	Bullish	-21.82	48200	0.61	48,202.40
14:41:03	348685	-3935	Short C	360360	0		11675	3935	Bullish	Bullish	-3.53	21700	1.03	21,711.20	14:41:03	950098	0		575828	1		-374270	1	Bearish	Bullish	-21.78	48200	0.61	48,199.45
14:42:02	348685	0		360360	0		11675	0	Bullish	Bullish	2.78	21700	1.03	21,716.30	14:42:02	950098	0		575828	0		-374270	0	Bearish	Bullish	-7.54	48200	0.61	48,207.60
14:43:02	348059	-626		363204	2844		15145	3470	Bullish	Bullish	-4.22	21700	1.04	21,710.40	14:43:02	940698	-9400	Short C	575828	0		-364870	9400	Bearish	Bullish	-16.73	48200	0.61	48,212.45
14:44:03	348059	0		363204	0		15145	0	Bullish	Bullish	-3.87	21700	1.04	21,710.00	14:44:03	940698	0		575507	-321		-365191	-321	Bearish	Bullish	-21.70	48200	0.61	48,213.50
14:45:04	348059	0		363204	0		15145	0	Bullish	Bullish	-11.87	21700	1.04	21,704.95	14:45:04	940698	0		575507	0		-365191	0	Bearish	Bullish	-43.67	48200	0.61	48,192.65
14:46:03	345488	-2571	Short C	363204	0		17716	2571	Bullish	Bullish	-11.85	21700	1.05	21,706.20	14:46:03	942334	1636		571384	-4123	Long UW	-370950	-5759	Bearish	Bullish	-39.68	48200	0.61	48,190.35
14:47:03	345488	0		365349	2145		19861	2145	Bullish	Bullish	-6.83	21700	1.06	21,709.50	14:47:03	942351	17		571384	0		-370967	-17	Bearish	Bullish	-29.32	48200	0.61	48,208.40
14:48:08	345488	0		365349	0		19861	0	Bullish	Bullish	-7.37	21700	1.06	21,709.45	14:48:08	942351	0		571384	0		-370967	0	Bearish	Bullish	-32.68	48200	0.61	48,206.25
14:49:01	345488	0		369438	4089		23950	4089	Bullish	Bullish	-2.52	21700	1.07	21,715.25	14:49:01	942351	0		570040	-1344	Long UW	-372311	-1344	Bearish	Bullish	-16.52	48200	0.6	48,220.85
14:50:04	345494	6		369438	0		23944	-6	Bullish	Bullish	-4.67	21700	1.07	21,712.25	14:50:04	940365	-1986	Short C	570034	-6		-370331	1980	Bearish	Bullish	-29.45	48200	0.61	48,208.25
14:51:02	345494	0		369438	0		23944	0	Bullish	Bearish	2.18	21700	1.07	21,714.10	14:51:02	940365	0		570034	0		-370331	0	Bearish	Bullish	-11.53	48200	0.61	48,210.85
14:52:03	345494	0		369412	-26		23918	-26	Bullish	Bearish	0.13	21700	1.07	21,710.30	14:52:03	929229	-11136	Short C	570034	0		-359195	11136	Bearish	Bullish	8.18	48200	0.61	48,218.35
14:53:01	341846	-3648	Short C	369412	0		27566	3648	Bullish	Bullish	7.97	21750	1.08	21,725.25	14:53:01	929229	0		574375	4341		-354854	4341	Bearish	Bullish	16.50	48300	0.62	48,256.10
14:54:02	341846	0		369412	0		27566	0	Bullish	Bullish	13.36	21700	1.08	21,724.50	14:54:02	929229	0		574375	0		-354854	0	Bearish	Bullish	38.21	48300	0.62	48,254.15
14:54:31	341846	0		369412	0		27566	0	Bullish	Bullish	13.36	21700	1.08	21,724.50	14:54:31	929229	0		574375	0		-354854	0	Bearish	Bullish	38.21	48300	0.62	48,254.15
14:55:20	337750	-4096	Short C	369412	0		31662	4096	Bullish	Bullish	1.60	21700	1.09	21,714.70	14:55:20	907500	-21729	Short C	574375	0		-333125	21729	Bearish	Bullish	11.43	48200	0.63	48,242.20
14:55:51	337750	0		361493	-7919	Long UW	23743	-7919	Bullish	Bullish	3.49	21750	1.07	21,725.90	14:55:51	907500	0		568848	-5527	Long UW	-338652	-5527	Bearish	Bullish	17.97	48300	0.63	48,250.60
14:56:28	337750	0		361493	0		23743	0	Bullish	Bullish	3.49	21750	1.07	21,725.90	14:56:28	907500	0		568848	0		-338652	0	Bearish	Bullish	17.97	48300	0.63	48,250.60
14:56:45	337750	0		361493	0		23743	0	Bullish	Bullish	3.49	21750	1.07	21,725.90	14:56:45	907500	0		568848	0		-338652	0	Bearish	Bullish	17.97	48300	0.63	48,250.60
14:57:03	337750	0		361493	0		23743	0	Bullish	Bullish	3.49	21750	1.07	21,726.30	14:57:03	907500	0		568848	0		-338652	0	Bearish	Bullish	59.69	48300	0.63	48,257.90
14:58:02	337750	0		358052	-3441	Long UW	20302	-3441	Bullish	Bullish	12.55	21750	1.06	21,729.15	14:58:02	907500	0		573736	4888		-333764	4888	Bearish	Bullish	52.84	48300	0.63	48,267.80
14:59:02	336240	-1510	Short C	358052	0		21812	1510	Bullish	Bullish	17.66	21750	1.06	21,733.30	14:59:02	887252	-20248	Short C	573824	88		-313428	20336	Bearish	Bullish	76.83	48300	0.65	48,298.00
15:00:00	336240	0		358052	0		21812	0	Bullish	Bullish	16.65	21750	1.06	21,727.20	15:00:00	887252	0		573824	0		-313428	0	Bearish	Bullish	77.77	48300	0.65	48,285.70
15:01:03	328645	-7595	Short C	359591	1539		30946	9134	Bullish	Bullish	17.92	21750	1.09	21,743.30	15:01:03	843028	-44224	Short C	562615	-11209	Long UW	-280413	33015	Bearish	Bullish	100.46	48300	0.67	48,348.00
15:02:02	328645	0		359591	0		30946	0	Bullish	Bullish	24.26	21750	1.09	21,744.10	15:02:02	843028	0		562615	0		-280413	0	Bearish	Bullish	135.31	48300	0.67	48,342.15
15:03:04	328645	0		359591	0		30946	0	Bullish	Bullish	42.35	21750	1.09	21,741.05	15:03:04	843028	0		562615	0		-280413	0	Bearish	Bullish	177.69	48400	0.67	48,363.95
15:04:02	320382	-8263	Short C	359591	0		39209	8263																					

Nifty ATM	Nifty LTP	Nifty Pre Cl	Nifty Open	Nifty High	Nifty Low	India VIX	Select Expiry	Exp High	21,902.70	132.40	Not Break	BN ATM	BN LTP	BN Pre CL	BN Open	BN High	BN Low	India VIX	Friday	Exp High	48,742.10	264.40	Not Break		
21750	21,731.40	21778.7	21,737.65	21,770.30	21,676.90	14.50	2024-01-04	Exp Low	21,572.60	104.30	Not Break	48300	48,292.25	48508.55	48,374.85	48,477.70	48,091.85	14.50		Exp Low	48,007.60	84.25	Not Break		
Call Time Value	Call OI	COI (Call)	Call Volume	OI Change	Call LTP	STRIKE	Put LTP	OI Change	Put Volume	COI (Put)	Put OI	Put Time Value	Call Time Value	Call OI	COI (Call)	Call Volume	OI Change	Call LTP	STRIKE	Put LTP	OI Change	Put Volume	COI (Put)	Put OI	Put Time Value
18.75	27396	24466	478380	-791	OTM 18.75	22150	ITM 400.5	0	1657	767	962	0.00	48.20	37037	23052	1000986	680	OTM 48.2	49200	ITM 898.85	0	6026	885	1024	0.00
24.60	65946	53680	887385	21	OTM 24.6	22100	ITM 359.4	0	20391	4823	7007	0.00	61.95	38850	34696	914569	-2434	OTM 61.95	49100	ITM 822.05	0	8966	-309	1473	14.30
32.60	43728	41938	479938	-821	OTM 32.6	22050	ITM 316.8	0	17014	4412	4579	0.00	78.15	115299	88938	2072560	-5092	OTM 78.15	49000	ITM 725	0	123181	-499	18934	17.25
42.45	135474	102590	1551764	-371	OTM 42.45	22000	ITM 277.6	0	205030	18161	21837	9.00	99.80	43337	20037	1065918	-1839	OTM 99.8	48900	ITM 657	0	46401	4160	4568	49.25
55.35	27360	24163	649971	161	OTM 55.35	21950	ITM 238.0	0	58622	-373	4465	19.45	120.40	59147	24472	1516963	-1999	OTM 120.4	48800	ITM 567.8	0	151395	6197	6912	60.05
70.60	70918	55072	1558903	-3156	OTM 70.6	21900	ITM 204	-494	391458	12121	14043	35.40	152.00	65145	57185	1552153	-2408	OTM 152	48700	ITM 500.6	0	338607	16342	17818	92.85
90.15	34752	14239	864613	-1268	OTM 90.15	21850	ITM 174.6	139	295272	11532	12109	56.00	184.05	64310	55246	1815712	-2626	OTM 184.05	48600	ITM 437.25	0	731835	-6638	27679	129.50
111.00	95011	77222	2025668	-2123	OTM 111	21800	ITM 145.6	-2148	1520446	46710	49992	77.00	223.00	159371	125940	3739092	-7555	OTM 223	48500	ITM 375.4	0	2321503	47318	65991	167.65
137.00	44560	24902	1462435	-3553	ATM 137	21750	ATM 119.5	-3546	1549991	38573	40499	100.95	271.40	80818	70784	3377540	-6657	OTM 271.4	48400	ITM 323	0	3223896	26706	53008	215.25
132.80	70641	45188	2201652	-3788	ITM 164.2	21700	OTM 100	-5039	3122197	90609	102438	100.00	317.80	71700	58261	3780040	-9464	ATM 317.8	48300	ATM 270	0	4450573	54428	65717	262.25
116.05	14269	8989	354765	-338	ITM 197.45	21650	OTM 80.2	-3447	1086372	23429	28800	80.20	286.45	43343	36269	2719702	-4280	ITM 378.7	48200	OTM 226.85	0	4184117	60054	75387	226.85
98.05	26625	9033	320578	-316	ITM 229.45	21600	OTM 64.55	-2076	1469710	52173	77530	64.55	248.85	19170	12298	1022435	0	ITM 441.1	48100	OTM 190.4	0	2080287	39832	48640	190.40
84.90	3881	-709	39267	-60	ITM 266.3	21550	OTM 52.4	-2035	581168	19726	28485	52.40	212.65	43496	7213	851366	-2015	ITM 504.9	48000	OTM 159	0	3176108	71254	117603	159.00
74.90	27419	3346	156594	-115	ITM 306.3	21500	OTM 40.35	-3284	1258145	44382	126606	40.35	180.95	4782	102	95183	0	ITM 573.2	47900	OTM 135	0	1051124	24470	37039	135.00
67.60	1387	-656	6451	0	ITM 349	21450	OTM 32.15	-992	388132	9602	23639	32.15	161.75	5356	1050	63838	0	ITM 654	47800	OTM 109	0	1194763	29347	44663	109.00
60.45	13550	-4071	20659	-76	ITM 391.85	21400	OTM 26.35	-2504	671455	22813	53201	26.35	137.35	3400	175	20832	0	ITM 729.6	47700	OTM 91	0	802506	18174	29684	91.00
52.10	1231	375	2139	0	ITM 433.5	21350	OTM 21.05	0	287793	14421	24577	21.05	138.70	2663	702	11430	0	ITM 830.9	47600	OTM 72.75	0	785387	23260	31865	72.75
	704148	258099									294500	620769		857224	616420								414981	648005	
15:35						29-Dec-2023 15:35:49	NIFTY NET OI	36401		Nifty50 PCR :	1.14	15:35						29-Dec-2023 15:35:49	BN NET OI	-201439		Bank Nifty PCR :	0.67		

NIFTY 50

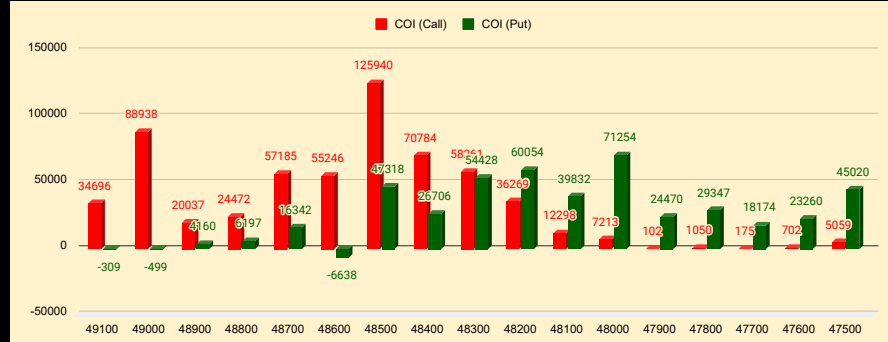
BANK NIFTY

29-Dec-2023 15:36:03 Friday

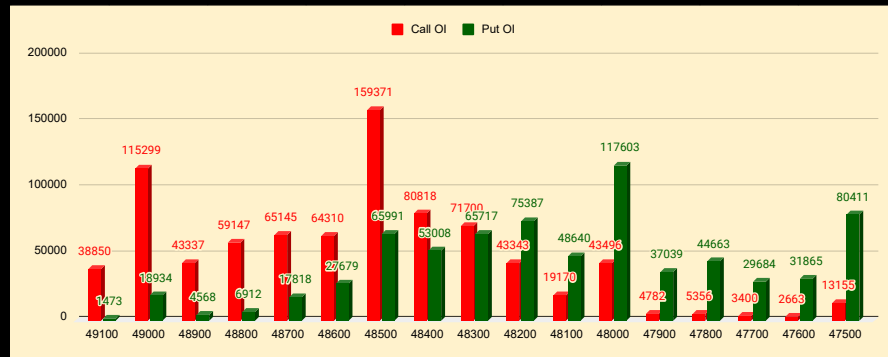
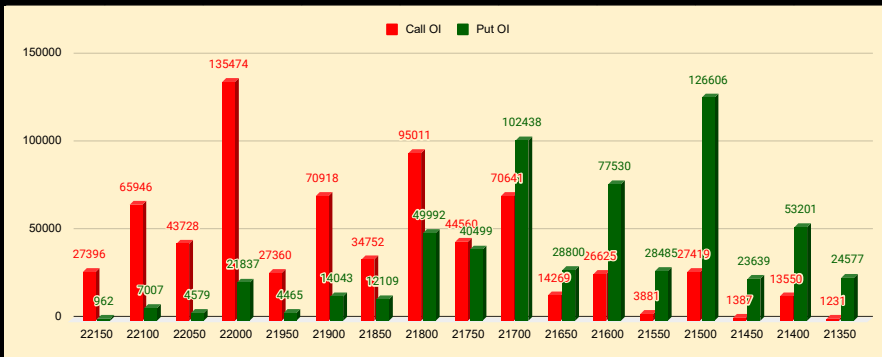


Nifty ATM: 21750

29-Dec-2023 15:36:03 Friday



BN ATM: 48300



Golden Rules using OiDeer

Avoid Signals of VWAP difference below 9-10 Points

9-10 प्वाइंट से नीचे VWAP अंतर के सिग्नल से बचें

PCR above 2 Strong Bullish & PCR Below 0.50 is Strong Bearish. If Call COI is negative then it will show 100 PCR and If Put COI is negative then it will show 0 PCR

PCR २ के ऊपर Strong बुलिश और PCR ०.५० के निचे स्ट्रॉंग बिअरिश। यदि कॉल COI नेगेटिव है तो यह 100 PCR दिखाएगा और यदि COI पुट नकारात्मक है तो यह 0 PCR दिखाएगा

Rule 1) Both Nifty and Bank Nifty Oi data should be in same direction. If One is Negative and other is positive then Avoid Trade because कौन किसको अपनी तरफ खिंचेगा ये केह नहीं सकते. Let Both Nifty and BN Oi data in Same direction then look for any Opportunity.

नियम 1) निफ्टी और बैंक निफ्टी दोनों डेटा एक ही दिशा में होने चाहिए। यदि एक नकारात्मक है और दूसरा सकारात्मक है तो व्यापार से बचें क्योंकि कौन किसको अपनी तरफ खिंचेगा ये केह नहीं सकते। निफ्टी और बीएन ओआई डेटा दोनों को एक ही दिशा में जाने दें और फिर किसी अवसर की तलाश करें।

Rule 2) Safe traders can wait for All Three Singals become Same color. If all Three Signals are not Same then Please Avoide Trade.

नियम 2) सुरक्षित ट्रेडर तीनों सिग्नल के एक ही रंग में आने का इंतजार कर सकते हैं। यदि तीनों संकेत समान नहीं हैं तो कृपया व्यापार से बचें।

Rule 3) Any upside movement should be supported by short Covering and any downside movement should be supported by Long unwinding.

नियम 3) किसी भी ऊपर की गतिविधि को शॉर्ट कवरिंग द्वारा समर्थित किया जाना चाहिए और किसी भी नकारात्मक गतिविधि को लॉन्ग अनवाइंडिंग द्वारा समर्थित किया जाना चाहिए।

Rule 4) if Oi data is Negative (Oi data below red line) and if market already given big downside movement, then please wait till market to Go Up near VWAP and Return then Buy Put PE with SL above VWAP. (VWAP Difference below 10 is best for taking Position)

नियम 4) यदि Oi डेटा नकारात्मक है (लाल रेखा के नीचे Oi डेटा) और यदि बाजार में पहले से ही बड़ी गिरावट है, तो कृपया VWAP के पास बाजार के ऊपर जाने तक प्रतीक्षा करें और फिर VWAP के ऊपर SL के साथ PE खरीदें। (VWAP अंतर 10 से कम स्थिति लेने के लिए सबसे अच्छा है)

Rule 5) if Oi is Positive (Oi data above red line) and if market already given big upside movement then wait for market to come down near VWAP and go up then Buy Call CE with SL below VWAP. (VWAP Difference below 10 is best for taking Position)

नियम 5) यदि Oi धनात्मक है (लाल रेखा के ऊपर Oi डेटा) और यदि बाजार में पहले से ही बड़ी तेजी है तो बाजार के VWAP के पास नीचे आने और ऊपर जाने की प्रतीक्षा करें, फिर VWAP के नीचे SL के साथ कॉल CE खरीदें। (VWAP अंतर 10 से कम स्थिति लेने के लिए सबसे अच्छा है)

Rule 6) In Reversal Case, Take Trade on the Basis of Price Action and VWAP Signal because Net Oi Signal Come Latter.

नियम 6) रिवर्सल केस में, प्राइस एक्शन और VWAP सिग्नल के आधार पर Trade लें क्योंकि नेट Oi सिग्नल बाद में आते हैं।

Rule 7) When your target is done of 40-50 points, Close your PC/laptop and don't look back to Market and Enjoy the day. (निफ्टी बुलाती है मगर जानेका नहीं)

नियम 7) जब आपका लक्ष्य 40-50 अंक का हो जाए, तो अपना पीसी/लैपटॉप बंद कर दें और बाजार की ओर मुड़कर न देखें और दिन का आनंद लें। (निफ्टी बुलाती है मगर जानेका नहीं)

Rule 8) Do not try to catch every movement. Do not Overtrade.

नियम 8) हर Movement को पकड़ने की कोशिश न करें। ओवरट्रेड न करें।

Wish you Happy Trading Day 👍

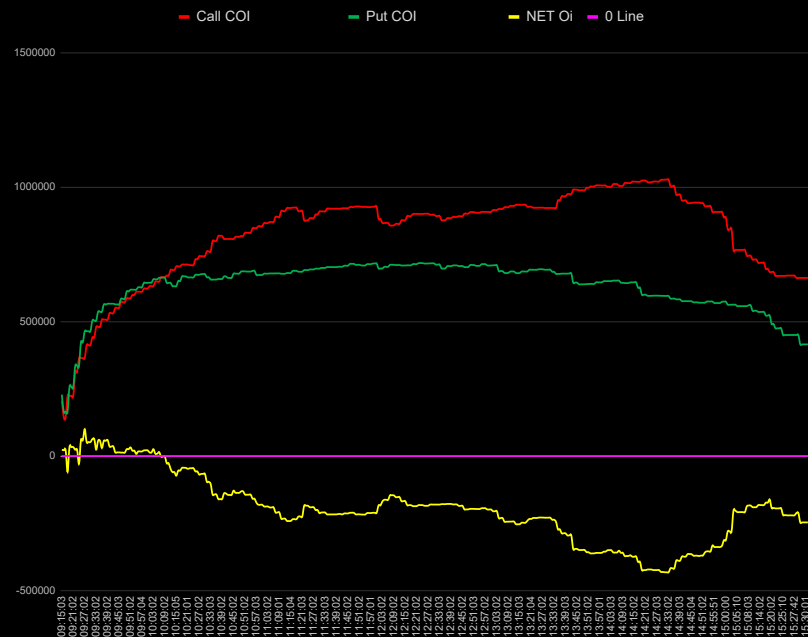
आपको ट्रेडिंग दिवस की शुभकामनाएं 👍



- Team OiDeer



NIFTY 50







BANK NIFTY



Nifty ATM	Nifty Spot	Nifty Pre Cl	Nifty Open	Nifty High	Nifty Low	India VIX	Current Expiry	Exp High	21,902.70	132.40	Not Break	Resistanc	22000	BN ATM	BN Spot	BN Pre CL	BN Open	BN High	BN Low	India VIX	Friday		Exp High	48,742.10	264.40	Not Break	Resistanc	48500	
21750	21,731.40	21778.7	21,737.65	21,770.30	21,676.90	14.50	2024-01-04	Exp Low	21,572.60	104.30	Not Break	Support	21500	48300	48,292.25	48,508.55	48,374.85	48,477.70	48,091.85	14.50			Exp Low	48,007.60	84.25	Not Break	Support	48000	
Time	Call COI (Bearish ▼)	Call COI (+▲▼)	Short Covering	Put COI (Bullish ▲)	Put COI (+▲▼)	Long UW	NET Oi	+▲▼	Net Oi Signal	Price Action Signal			Nifty PCR	Nifty LTP	Time	Call COI (Bearish ▼)	Call COI (+▲▼)	Short Covering	Put COI (Bullish ▲)	Put COI (+▲▼)	Long Unwinding	NET Oi	+▲▼	Net Oi Signal	Price Action Signal			BN PCR	BN LTP
09:15:43	133639	0		16631	0		26992	0	Bullish	Wait			1.2	21,737.65	09:15:43	194341	0		233383	0		39042	0	Bullish	Wait			1.2	48,374.85
09:20:42	153889	20250		194933	34302		41044	14052	Bullish	Wait			1.27	21,714.35	09:20:42	223813	29472		256721	23338		32908	-6134	Bullish	Wait			1.15	48,298.30
09:25:42	203301	49412		253101	58168		49800	8756	Bullish	Wait			1.24	21,725.15	09:25:42	364185	140372		422630	165909		58445	25537	Bullish	Wait			1.16	48,339.20
09:30:44	215795	12494		298607	45506		82812	33012	Bullish	Bearish			1.38	21,732.15	09:30:44	412168	47983		463873	41243		51705	-6740	Bullish	Bearish			1.13	48,337.95
09:35:42	233038	17243		314545	15938		81507	-1305	Bullish	Bullish			1.35	21,755.20	09:35:42	480156	67988		536519	72646		56363	4658	Bullish	Bullish			1.12	48,317.90
09:40:42	255715	22677		349886	35341		94171	12664	Bullish	Bullish			1.37	21,742.65	09:40:42	530958	50802		566189	29670		35231	-21132	Bullish	Bearish			1.07	48,320.35
09:45:42	253127	-2588	Short C	346002	-3884	Long UW	92875	-1296	Bullish	Bearish			1.37	21,730.45	09:45:42	550570	19612		563837	-2352	Long UW	13267	-21964	Bullish	Bearish			1.02	48,278.60
09:50:42	268082	14955		336215	-9787	Long UW	68133	-24742	Bullish	Bearish			1.25	21,736.35	09:50:42	586596	36026		611787	47950		25191	11924	Bullish	Bearish			1.04	48,308.65
09:55:43	287988	19906		335005	-1210	Long UW	47017	-21116	Bullish	Bearish			1.16	21,740.65	09:55:43	610736	24140		627355	15568		16619	-8572	Bullish	Bullish			1.03	48,348.90
10:00:43	295197	7209		337036	2031		41839	-5178	Bullish	Bearish			1.14	21,723.85	10:00:43	622864	12128		643727	16372		20863	4244	Bullish	Bullish			1.03	48,315.50
10:05:42	309759	14562		339883	2847		30124	-11715	Bullish	Bullish			1.11	21,741.70	10:05:42	648514	25650		657006	13279		8492	-12371	Bullish	Bullish			1.01	48,331.50
10:10:45	313116	3357		338490	-1393	Long UW	25374	-4750	Bullish	Bearish			1.08	21,702.95	10:10:45	671047	22533		643665	-13341	Long UW	-27382	-35874	Bearish	Bearish		0.96	48,245.25	
10:15:43	348281	35165		334212	-4278	Long UW	-14069	-39443	Bearish	Bearish			0.96	21,698.45	10:15:43	701556	34109		631697	-11968	Long UW	-73459	-46077	Bearish	Bearish		0.9	48,241.50	
10:20:43	357948	9667		329850	-4362	Long UW	-28098	-14029	Bearish	Bearish			0.92	21,696.85	10:20:43	712075	6919		667857	36160		-44218	29241	Bearish	Bearish		0.94	48,261.50	
10:25:42	341088	-16860	Short C	323277	-6573	Long UW	-17811	10287	Bearish	Bullish			0.95	21,712.00	10:25:42	731240	19165		673806	5949		-57434	-13216	Bearish	Bullish		0.92	48,275.50	
10:30:42	327153	-13935	Short C	326123	2846		-1030	16781	Bearish	Bullish			1	21,710.30	10:30:42	743098	11858		676234	2428		-66864	-9430	Bearish	Bearish		0.91	48,230.25	
10:35:43	317282	-9871	Short C	345781	19658		28499	29529	Bullish	Bullish			1.09	21,721.50	10:35:43	799427	56329		656099	-20135	Long UW	-143328	-76464	Bearish	Bearish		0.82	48,231.40	
10:40:43	308994	-8288	Short C	365513	19732		56519	28020	Bullish	Bullish			1.08	21,719.45	10:40:43	801709	7682		667630	11531		-139479	3849	Bearish	Bearish		0.83	48,209.95	
10:45:42	309603	609		371993	6480		62390	5871	Bullish	Bullish			1.2	21,717.90	10:45:42	807091	-18		678036	10406		-129055	10424	Bearish	Bullish		0.84	48,233.25	
10:50:42	310932	1329		373781	5388		66449	4059	Bullish	Bearish			1.21	21,716.60	10:50:42	818167	11076		686492	8456		-131675	-2620	Bearish	Bullish		0.84	48,241.05	
10:55:42	314288	3356		374944	-2437	Long UW	60656	-5793	Bullish	Bearish			1.19	21,712.05	10:55:42	847338	29171		688168	1676		-159170	-27495	Bearish	Bearish		0.81	48,194.60	
11:00:44	310450	-3838	Short C	381473	6529		71023	10367	Bullish	Bearish			1.23	21,709.70	11:00:44	854577	7239		673085	-15083	Long UW	-181492	-22322	Bearish	Bearish		0.79	48,189.65	
11:05:42	320349	9899		378089	-3384	Long UW	57740	-13283	Bullish	Bearish			1.18	21,709.05	11:05:42	870278	15701		678813	5728		-191465	-9973	Bearish	Bearish		0.78	48,204.35	
11:10:43	329484	9135		366247	-11842	Long UW	36763	-20977	Bullish	Bullish			1.11	21,712.30	11:10:43	910960	40682		677690	-1123	Long UW	-233270	-41805	Bearish	Bearish		0.74	48,193.95	
11:15:42	332331	2847		364253	-1994	Long UW	31922	-4841	Bullish	Bullish			1.1	21,720.55	11:15:42	922261	11301		680468	2778		-241793	-8523	Bearish	Bullish		0.74	48,204.95	
11:20:42	337561	5230		364246	-7		26685	-5237	Bullish	Bullish			1.08	21,727.15	11:20:42	910617	-11644	Short C	685293	4825		-225324	16469	Bearish	Bullish		0.75	48,273.15	
11:25:43	342451	4890		367768	3522		25317	-1368	Bullish	Bullish			1.07	21,730.70	11:25:43	884464	-26153	Short C	693708	8415		-190756	34568	Bearish	Bullish		0.78	48,262.30	
11:30:43	339229	-3222	Short C	373951	6183		34722	9405	Bullish	Bullish			1.1	21,732.80	11:30:43	909512	25048		696742	3034		-212770	-22014	Bearish	Bullish		0.77	48,246.55	
11:35:45	335053	-4176	Short C	392151	18200		57098	22376	Bullish	Bullish			1.17	21,734.50	11:35:45	919868	10356		702345	5603		-217523	-4753	Bearish	Bearish		0.76	48,243.90	
11:40:42	329724	-5329	Short C	394726	2575		65002	7904	Bullish	Bullish			1.2	21,743.05	11:40:42	919796	-72		703802	1457		-215994	1529	Bearish	Bearish		0.77	48,258.25	
11:45:42	326407	-3317	Short C	394074	-652		67667	2665	Bullish	Bullish			1.21	21,735.95	11:45:42	921366	1570		705767	3765		-213799	2195	Bearish	Bearish		0.77	48,238.45	
11:50:42	327365	958		391823	-2251	Long UW	64458	-3209	Bullish	Bearish			1.2	21,732.25	11:50:42	927950	6584		710823	3256		-217127	-3328	Bearish	Bearish		0.77	48,226.70	
11:55:42	330551	3186		388573	-3250	Long UW	58022	-6436	Bullish	Bearish			1.18	21,736.00	11:55:42	925683	-2267	Short C	713353	2530		-212330	4797	Bearish	Bearish		0.77	48,253.40	
12:00:43	333423	2872		387294	-1279	Long UW	53871	-4151	Bullish	Bullish			1.16	21,749.60	12:00:43	927027	1344		715677	2324		-211350	980	Bearish	Bullish		0.77	48,315.35	
12:05:42	335307	1884		388448	1154		53141	-730	Bullish	Bullish			1.16	21,748.05	12:05:42	866494	-60533	Short C	703459	-12218	Long UW	-163035	48315	Bearish	Bullish		0.81	48,295.05	
12:10:42	334692	-615		392852	4404		58160	5019	Bullish	Bullish			1.17	21,746.65	12:10:42	863180	-3314	Short C	710090	6631		-153090	9945	Bearish	Bullish		0.82	48,289.55	
12:15:42	330589	-4103	Short C	400729	7877		70140	11980	Bullish	Bearish			1.21	21,739.10	12:15:42	876407	13227		708355	-1735	Long UW	-168052	-14962	Bearish	Bearish		0.81	48,283.55	
12:20:44	342451	-6338	Short C	422175	21446		97924	27784	Bullish	Bearish			1.3	21,744.60	12:20:44	900258	23851		713577	5222		-186681	-18629	Bearish	Bearish		0.79	48,294.85	
12:25:42	319747	-4504	Short C	431544	9369		111797	13873	Bullish	Bullish			1.35	21,749.00	12:25:42	900918	660		715707	2130		-185211	1470	Bearish	Bullish		0.79	48,304.85	
12:30:43	320745	998		436733	5189		115988	4191	Bullish	Bullish			1.36	21,741.15	12:30:43	897179	-3739	Short C	716437	730		-180742	4469	Bearish	Bearish		0.8	48,276.00	
12:35:42	313176	-7569	Short C	428715	-8018	Long UW	115539	-449	Bullish	Bearish			1.37	21,728.95	12:35:42	876857	-20322	Short C	697542	-18895	Long UW	-179315	1427	Bearish	Bearish		0.8	48,240.75	
12:40:43	318322	5146		433477	4762		115155	-384	Bullish	Bearish			1.36	21,728.20	12:40:43	888813	11956		708576	11034		-180237	-922	Bearish	Bearish		0.8	48,250.05	
12:45:42	320243	1921		423504	-9973	Long UW	103261	-11894	Bullish	Bearish			1.32	21,711.05	12:45:42	891847	3034		706291	-2285	Long UW	-185556	-5319	Bearish	Bearish		0.79	48,220.45	
12:50:42	324717	4474		414708	-8796	Long UW	89991	-13270	Bullish	Bearish			1.28	21,720.15	12:50:42	906903	15056		710108	3817		-196795	-11239	Bearish	Bearish		0.78	48,216.70	
12:55:42	328961	4244		402356	-12352	Long UW	73395	-16596	Bullish	Bearish			1.22	21,717.35	12:55:42	907745	849</												

Nifty ATM	Nifty Spot	Nifty Pre Cl	Nifty Open	Nifty High	Nifty Low	India VIX	Current Expiry	Exp High	21,902.70	132.40	Not Break	Resistanc	22000	BN ATM	BN Spot	BN Pre CL	BN Open	BN High	BN Low	India VIX	Friday		Exp High	48,742.10	264.40	Not Break	Resistanc	48500	
21750	21,731.40	21778.7	21,737.65	21,770.30	21,676.90	14.50	2024-01-04	Exp Low	21,672.60	104.30	Not Break	Support	21500	48300	48,292.25	48,508.55	48,374.85	48,477.70	48,091.85	14.50			Exp Low	48,007.60	84.25	Not Break	Support	48000	
Time	Call COI (Bearish ▼)	Call COI (+▲▼)	Short Covering	Put COI (Bullish ▲)	Put COI (+▲▼)	Long UW	NET Oi	+▲▼	Net Oi Signal	Price Action Signal			Nifty PCR	Nifty LTP	Time	Call COI (Bearish ▼)	Call COI (+▲▼)	Short Covering	Put COI (Bullish ▲)	Put COI (+▲▼)	Long Unwinding	NET Oi	+▲▼	Net Oi Signal	Price Action Signal			BN PCR	BN LTP
14:15:43	323836	1447		412712	6515		88876	5068	Bullish	Bearish			1.27	21,697.80	14:15:43	1020386	5311		645684	2706		-374702	-2605	Bearish	Bearish			0.63	48,126.45
14:20:42	331325	7489		387644	-25068	Long UW	56319	-32557	Bullish	Bearish			1.17	21,686.45	14:20:42	1024283	3897		599789	-45895	Long UW	-424494	-49792	Bearish	Bearish			0.59	48,114.15
14:25:42	347737	16412		370128	-17516	Long UW	22391	-33928	Bullish	Bearish			1.06	21,690.50	14:25:42	1020601	-3682	Short C	596155	-3634	Long UW	-424446	48	Bearish	Bearish			0.58	48,112.85
14:30:42	351853	4116		359277	-10851	Long UW	7424	-14967	Bullish	Bearish			1.02	21,689.50	14:30:42	1027075	6474		595590	-565		-431485	-7039	Bearish	Bullish			0.58	48,134.05
14:35:43	358595	6742		350649	-8628	Long UW	-7946	-15370	Bearish	Bullish			0.98	21,701.20	14:35:43	1003148	-23927	Short C	585301	-10289	Long UW	-417847	13638	Bearish	Bullish			0.58	48,159.30
14:40:42	352620	-5975	Short C	360360	9711		7740	15686	Bullish	Bullish			1.02	21,709.85	14:40:42	950098	-53050	Short C	575827	-9474	Long UW	-374271	43576	Bearish	Bullish			0.61	48,202.40
14:45:43	348059	-4561	Short C	363204	2844		15145	7405	Bullish	Bullish			1.04	21,704.95	14:45:43	940698	-9400	Short C	575507	-320		-365191	9080	Bearish	Bullish			0.61	48,192.65
14:50:42	345494	-2565	Short C	369438	6234		23944	8799	Bullish	Bullish			1.07	21,712.25	14:50:42	940365	-333		570034	-5473	Long UW	-370331	-5140	Bearish	Bullish			0.61	48,208.25
14:56:37	337750	-7744	Short C	361493	-7945	Long UW	23743	-201	Bullish	Bullish			1.07	21,725.90	14:56:37	907500	-32865	Short C	568848	-1186	Long UW	-338652	31679	Bearish	Bullish			0.63	48,250.60
15:00:41	336240	-1510	Short C	358052	-3441	Long UW	21812	-1931	Bullish	Bullish			1.06	21,727.20	15:00:41	887252	-20248	Short C	573824	4976		-313428	25224	Bearish	Bullish			0.65	48,285.70
15:06:39	320382	-15858	Short C	364078	6026		43696	21884	Bullish	Bullish			1.14	21,739.55	15:06:39	766158	-121094	Short C	557317	-16507	Long UW	-208841	104587	Bearish	Bullish			0.73	48,317.10
15:10:44	312784	-7598	Short C	363257	-821		50473	6777	Bullish	Bullish			1.16	21,735.45	15:10:44	730557	-35601	Short C	540105	-17212	Long UW	-190452	18389	Bearish	Bullish			0.74	48,307.25
15:15:45	297838	-14946	Short C	348856	-14401	Long UW	51018	545	Bullish	Bearish			1.17	21,721.65	15:15:45	718312	-12245	Short C	535612	-4493	Long UW	-182700	7752	Bearish	Bearish			0.75	48,262.75
15:20:42	288734	-9104	Short C	342875	-5981	Long UW	54141	3123	Bullish	Bearish			1.19	21,723.60	15:20:42	684283	-34029	Short C	490971	-44641	Long UW	-193312	-10612	Bearish	Bearish			0.72	48,262.35
15:26:55	279542	-9192	Short C	324253	-18622	Long UW	44711	-9430	Bullish	Bearish			1.16	21,727.65	15:26:55	670865	-13418	Short C	449903	-41068	Long UW	-220962	-27650	Bearish	Bearish			0.67	48,265.05
15:27:24	279542	0		324253	0		44711	0	Bullish	Bullish			1.16	21,727.65	15:27:24	670865	0		449903	0		-220962	0	Bearish	Bullish			0.67	48,265.05
15:28:01	272540	-7002	Short C	324253	0		51713	7002	Bullish	Bullish			1.19	21,732.40	15:28:01	662109	-8756	Short C	449903	0		-212206	8756	Bearish	Bearish			0.68	48,259.50
15:28:23	272540	0		324253	0		51713	0	Bullish	Bullish			1.19	21,732.40	15:28:23	662109	0		449903	0		-212206	0	Bearish	Bearish			0.68	48,259.50
15:30:43	272540	0		313146	-11107	Long UW	40606	-11107	Bullish	Bullish			1.15	21,732.95	15:30:43	662109	0		414981	-34922	Long UW	-247128	-34922	Bearish	Bullish			0.63	48,297.70

Nifty ATM	Nifty Spot	Nifty Pre Cl	Nifty Open	Nifty High	Nifty Low	India VIX	Current Expiry	Exp High	21,902.70	132.40	Not Break	Resistanc	22000	BN ATM	BN Spot	BN Pre CL	BN Open	BN High	BN Low	India VIX	Friday		Exp High	48,742.10	264.40	Not Break	Resistanc	48500	
21750	21,731.40	21778.7	21,737.65	21,770.30	21,676.90	14.50	2024-01-04	Exp Low	21,672.60	104.30	Not Break	Support	21500	48300	48,292.25	48,508.55	48,374.85	48,477.70	48,091.85	14.50			Exp Low	48,007.60	84.25	Not Break	Support	48000	
Time	Call COI (Bearish)	Call COI (+▲▼)	Short Covering	Put COI (Bullish)	Put COI (+▲▼)	Long UW	NET Oi	+▲▼	Net Oi Signal	Price Action Signal			Nifty PCR	Nifty LTP	Time	Call COI (Bearish)	Call COI (+▲▼)	Short Covering	Put COI (Bullish)	Put COI (+▲▼)	Long Unwinding	NET Oi	+▲▼	Net Oi Signal	Price Action Signal			BN PCR	BN LTP
09:22:51	183413	0		220712	0		37299	0	Bullish	Wait			1.2	21,711.95	09:22:51	311709	0		334748	0		23039	0	Bullish	Wait			1.07	48,320.85
09:32:51	226487	43074		298607	77895		72120	34821	Bullish	Bullish			1.32	21,735.90	09:32:51	480156	168447		503631	168883		23475	436	Bullish	Bearish			1.05	48,300.10
09:42:51	253127	26640		346002	47395		92875	20755	Bullish	Bearish			1.37	21,730.60	09:42:51	550570	70414		563837	60206		13267	-10208	Bullish	Bearish			1.02	48,269.30
09:52:51	277355	24228		337882	-8120	Long UW	60527	-32348	Bullish	Bullish			1.22	21,739.95	09:52:51	598889	48319		618394	54557		19505	6238	Bullish	Bullish			1.03	48,339.90
10:02:50	309759	32404		339883	2001		30124	-30403	Bullish	Bearish			1.1	21,733.60	10:02:50	631766	32877		657028	38634		25262	5757	Bullish	Bearish			1.04	48,324.50
10:12:51	335733	25974		331308	-8575	Long UW	-4425	-34549	Bearish	Bearish			0.99	21,698.80	10:12:51	691956	60190		631697	-25331	Long UW	-60259	-85521	Bearish	Bearish		0.91	48,237.20	
10:22:51	348137	12404		327179	-4129	Long UW	-20958	-16533	Bearish	Bullish			0.94	21,707.40	10:22:51	709870	17914		664118	32421		-45752	14507	Bearish	Bullish			0.94	48,271.25
10:32:51	323395	-24742	Short C	334081	6902		10686	31644	Bullish	Bullish			1.03	21,718.35	10:32:51	760822	50952		656123	-7995	Long UW	-104699	-58947	Bearish	Bearish		0.86	48,220.55	
10:42:49	309603	-13792	Short C	371993	37912		62390	51704	Bullish	Bearish			1.2	21,716.00	10:42:49	807091	46269		662298	6175		-144793	-40094	Bearish	Bearish		0.82	48,216.80	
10:52:51	309750	147		375104	3111		65354	2964	Bullish	Bullish			1.21	21,723.25	10:52:51	830014	22923		685887	23589		-144127	666	Bearish	Bearish		0.83	48,214.60	
11:02:51	320378	10628		381477	6373		61099	-4255	Bullish	Bearish			1.19	21,711.95	11:02:51	866008	35994		678020	-7867	Long UW	-187988	-43861	Bearish	Bullish		0.78	48,218.05	
11:12:51	332331	11953		364253	-17224	Long UW	31922	-29177	Bullish	Bullish			1.1	21,717.50	11:12:51	922261	56253		680442	2422		-241819	-53831	Bearish	Bearish		0.74	48,208.50	
11:22:51	336880	4549		365050	797		28170	-3752	Bullish	Bullish			1.08	21,730.05	11:22:51	876525	-45736	Short C	691323	10881		-185202	56617	Bearish	Bullish		0.79	48,257.50	
11:32:52	336857	-23		383307	18257		46450	18280	Bullish	Bullish			1.14	21,730.70	11:32:52	909572	33047		699322	7999		-210250	-25048	Bearish	Bearish		0.77	48,239.50	
11:42:52	326407	-10450	Short C	394074	10767		67667	21217	Bullish	Bullish			1.21	21,737.05	11:42:52	921366	11794		707564	8242		-213802	-3552	Bearish	Bullish		0.77	48,249.85	
11:52:51	328272	1865		389268	-4806	Long UW	60996	-6671	Bullish	Bullish			1.19	21,737.75	11:52:51	926366	5000		708450	886		-217916	-4114	Bearish	Bearish		0.76	48,244.55	
12:02:53	335759	7487		387197	-2071	Long UW	51438	-9558	Bullish	Bullish			1.15	21,742.60	12:02:53	866495	-59871	Short C	697446	-11004	Long UW	-169049	48867	Bearish	Bullish		0.8	48,283.05	
12:12:50	330589	-5170	Short C	400729	13532		70140	18702	Bullish	Bullish			1.21	21,742.75	12:12:50	876407	9912		708355	10909		-168052	997	Bearish	Bullish		0.81	48,288.40	
12:22:51	325427	-5162	Short C	429880	29151		104453	34313	Bullish	Bullish			1.32	21,749.65	12:22:51	900048	23641		717249	8894		-182799	-14747	Bearish	Bullish		0.8	48,296.25	
12:32:51	317920	-7507	Short C	436770	6890		118850	14397	Bullish	Bearish			1.37	21,731.15	12:32:51	892535	-7513	Short C	711733	-5516	Long UW	-180802	1997	Bearish	Bearish		0.8	48,244.00	
12:42:50	320243	2323		423504	-13266	Long UW	103261	-15589	Bullish	Bearish			1.32	21,722.00	12:42:50	891847	-688		706304	-5429	Long UW	-185543	-4741	Bearish	Bearish		0.79	48,232.50	
12:52:51	328769	8526		407705	-15799	Long UW	78936	-24325	Bullish	Bearish			1.24	21,716.50	12:52:51	904616	12769		707247	943		-197369	-11826	Bearish	Bearish		0.78	48,213.35	
13:02:51	331680	2911		406554	-1151	Long UW	74874	-4062	Bullish	Bullish			1.23	21,716.65	13:02:51	914704	10088		709139	1892		-205565	-8196	Bearish	Bearish		0.78	48,197.15	
13:12:50	338675	6995		389317	-17237	Long UW	50642	-24232	Bullish	Bullish			1.15	21,737.65	13:12:50	934160	19456		680288	-28851	Long UW	-253872	-48307	Bearish	Bullish		0.73	48,231.65	
13:22:51	331594	-7081	Short C	405010	15693		73416	22774	Bullish	Bearish			1.22	21,732.85	13:22:51	923237	-10923	Short C	692540	12252		-230697	23175	Bearish	Bullish		0.75	48,235.05	
13:32:51	329080	-2514	Short C	399648	-5362	Long UW	70568	-2848	Bullish	Bearish			1.21	21,716.20	13:32:51	922271	-966		684971	-7569	Long UW	-237300	-6603	Bearish	Bearish		0.74	48,175.20	
13:42:51	328910	-170		388101	-11547	Long UW	59191	-11377	Bullish	Bullish			1.18	21,717.10	13:42:51	990317	68046		644705	-40266	Long UW	-345612	-108312	Bearish	Bearish		0.65	48,149.15	
13:52:51	325004	-3906	Short C	401979	13878		76975	17784	Bullish	Bullish			1.24	21,725.35	13:52:51	1002222	11905		639856	-4849	Long UW	-362366	-16754	Bearish	Bullish		0.64	48,176.70	
14:02:48	325955	951		407311	5332		81356	4381	Bullish	Bearish			1.25	21,716.30	14:02:48	1000974	-1248	Short C	650422	10566		-350552	11814	Bearish	Bearish		0.65	48,164.50	
14:12:50	323836	-2119	Short C	406197	-1114	Long UW	82361	1005	Bullish	Bearish			1.25	21,705.55	14:12:50	1015075	14101		645684	-4738	Long UW	-369391	-18839	Bearish	Bearish		0.64	48,154.20	
14:22:51	341718	17882		376320	-29877	Long UW	34602	-47759	Bullish	Bearish			1.1	21,694.55	14:22:51	1017970	2895		595592	-50092	Long UW	-422378	-52987	Bearish	Bearish		0.59	48,136.80	
14:32:51	358888	17170		354999	-21321	Long UW	-3889	-38491	Bearish	Bullish			0.99	21,700.25	14:32:51	1027814	9844		595183	-409		-432631	-10253	Bearish	Bullish		0.58	48,163.45	
14:42:52	348059	-10829	Short C	363204	8205		15145	19034	Bullish	Bullish			1.04	21,710.40	14:42:52	940698	-87116	Short C	575828	-19355	Long UW	-364870	67761	Bearish	Bullish		0.61	48,212.45	
14:53:05	341846	-6213	Short C	369412	6208		27566	12421	Bullish	Bullish			1.08	21,725.25	14:53:05	929229	-11469	Short C	574375	-1453	Long UW	-354854	10016	Bearish	Bullish		0.62	48,256.10	
15:02:52	328645	-13201	Short C	359591	-9821	Long UW	30946	3380	Bullish	Bullish			1.09	21,741.05	15:02:52	843028	-86201	Short C	562615	-11760	Long UW	-280413	74441	Bearish	Bullish		0.67	48,363.95	
15:12:51	312739	-15906	Short C	363257	3666		50518	19572	Bullish	Bearish			1.16	21,729.10	15:12:51	718312	-124716	Short C	535665	-26950	Long UW	-182647	97766	Bearish	Bearish		0.75	48,296.50	
15:22:52	283027	-29712	Short C	330099	-33158	Long UW	47072	-3446	Bullish	Bearish			1.17	21,725.40	15:22:52	669777	-48535	Short C	474708	-60957	Long UW	-195069	-12422	Bearish	Bearish		0.71	48,252.50	

Nifty ATM	Nifty Spot	Nifty Pre Cl	Nifty Open	Nifty High	Nifty Low	India VIX	Current Expiry	Exp High	21,902.70	132.40	Not Break	Resistanc	22000	BN ATM	BN Spot	BN Pre CL	BN Open	BN High	BN Low	India VIX	Friday		Exp High	48,742.10	264.40	Not Break	Resistanc	48500
21750	21,731.40	21778.7	21,737.65	21,770.30	21,676.90	14.50	2024-01-04	Exp Low	21,672.60	104.30	Not Break	Support	21500	48300	48,292.25	48,508.55	48,374.85	48,477.70	48,091.85	14.50			Exp Low	48,007.60	84.25	Not Break	Support	48000
Time	Call COI (Bearish ▼)	Call COI (+▲▼)	Short Covering	Put COI (Bullish ▲)	Put COI (+▲▼)	Long UW	NET Oi	+▲▼	Net Oi Signal	Price Action Signal		Nifty PCR	Nifty LTP	Time	Call COI (Bearish ▼)	Call COI (+▲▼)	Short Covering	Put COI (Bullish ▲)	Put COI (+▲▼)	Long Unwinding	NET Oi	+▲▼	Net Oi Signal	Price Action Signal		BN PCR	BN LTP	
09:17:25	108296	0		156199	0		47903	0	Bullish	Wait		1.44	21,729.95	09:17:25	143538	0		164762	0		21224	0	Bullish	Wait		1.15	48,360.50	
09:32:25	226487	118191		298607	142408		72120	24217	Bullish	Bullish		1.32	21,737.00	09:32:25	441034	297496		503631	338869		62597	41373	Bullish	Bearish		1.14	48,311.85	
09:47:27	257804	31317		337742	39135		79938	7818	Bullish	Bearish		1.31	21,730.60	09:47:27	571921	130887		584418	80787		12497	-50100	Bullish	Bearish		1.02	48,298.30	
10:02:26	300036	42232		337036	-706		37000	-42938	Bullish	Bearish		1.12	21,727.55	10:02:26	631766	59845		644747	60329		12981	484	Bullish	Bullish		1.02	48,298.40	
10:17:24	348281	48245		334212	-2824	Long UW	-14069	-51069	Bearish	Bearish		0.96	21,688.45	10:17:24	705156	73390		650603	5856		-54553	-67534	Bearish	Bearish		0.92	48,238.90	
10:32:25	323395	-24886	Short C	334081	-131		10686	24755	Bullish	Bullish		1.03	21,714.35	10:32:25	760822	55666		664700	14097		-96122	-41569	Bearish	Bearish		0.87	48,212.20	
10:47:25	310756	-12639	Short C	381856	47775		71100	60414	Bullish	Bullish		1.23	21,721.45	10:47:25	815196	54374		678116	13416		-137080	-40958	Bearish	Bullish		0.83	48,238.90	
11:02:26	314683	3927		381477	-379		66794	-4306	Bullish	Bearish		1.21	21,712.15	11:02:26	866008	50812		678020	-96		-187988	-50908	Bearish	Bearish		0.78	48,211.70	
11:17:25	334130	19447		365596	-15881	Long UW	31466	-35328	Bullish	Bullish		1.09	21,723.20	11:17:25	923657	57649		688442	10422		-235215	-47227	Bearish	Bullish		0.75	48,219.25	
11:32:26	336857	2727		383307	17711		46450	14984	Bullish	Bullish		1.14	21,731.65	11:32:26	909572	-14085	Short C	699322	10880		-210250	24965	Bearish	Bullish		0.77	48,239.25	
11:47:26	326921	-9936	Short C	395161	11854		68240	21790	Bullish	Bullish		1.21	21,733.15	11:47:26	925820	16248		714477	15155		-211343	-1093	Bearish	Bullish		0.77	48,242.70	
12:02:25	335759	8838		387197	-7964	Long UW	51438	-16802	Bullish	Bullish		1.15	21,743.65	12:02:25	881252	-44568	Short C	697446	-17031	Long UW	-183806	27537	Bearish	Bullish		0.79	48,285.55	
12:17:25	325649	-10110	Short C	406880	19683		81231	29793	Bullish	Bearish	Short C	1.25	21,741.90	12:17:25	892079	10827		709016	11570		-183063	743	Bearish	Bearish		0.79	48,280.00	
12:32:26	317920	-7729	Short C	436770	29890		118850	37619	Bullish	Bearish		1.37	21,732.55	12:32:26	892535	456		711733	2717		-180802	2261	Bearish	Bearish		0.8	48,234.70	
12:47:25	322082	4162		416815	-19955	Long UW	94733	-24117	Bullish	Bearish		1.29	21,711.75	12:47:25	901152	8617		702455	-9278	Long UW	-198697	-17895	Bearish	Bearish		0.78	48,225.75	
13:02:26	331680	9598		406554	-10261	Long UW	74874	-19859	Bullish	Bullish		1.23	21,721.50	13:02:26	914704	13552		709139	6684		-205565	-6868	Bearish	Bearish		0.78	48,207.20	
13:17:25	336297	4617		389248	-17306	Long UW	52951	-21923	Bullish	Bullish		1.16	21,737.25	13:17:25	934336	19632		685996	-23143	Long UW	-248340	-42775	Bearish	Bullish		0.73	48,236.05	
13:32:25	329080	-7217	Short C	399648	10400		70568	17617	Bullish	Bearish		1.21	21,714.95	13:32:25	922271	-12065	Short C	684971	-1025	Long UW	-237300	11040	Bearish	Bearish		0.74	48,172.05	
13:47:25	327353	-1727	Short C	396814	-2834	Long UW	69461	-1107	Bullish	Bullish		1.21	21,722.20	13:47:25	988201	65930		638441	-46530	Long UW	-349760	-112460	Bearish	Bearish		0.65	48,169.35	
14:02:26	325955	-1398	Short C	407311	10497		81356	11895	Bullish	Bearish		1.25	21,718.05	14:02:26	1000974	12773		650422	11981		-350552	-792	Bearish	Bullish		0.65	48,178.35	
14:17:26	325701	-254		395029	-12282	Long UW	69328	-12028	Bullish	Bearish		1.21	21,689.15	14:17:26	1019820	18846		625784	-24638	Long UW	-394036	-43484	Bearish	Bearish		0.61	48,100.15	
14:32:26	358888	33187		354999	-40030	Long UW	-3889	-73217	Bearish	Bullish		0.99	21,697.80	14:32:26	1027814	7994		595183	-30601	Long UW	-432631	-38595	Bearish	Bullish		0.58	48,156.50	
14:47:26	345488	-13400	Short C	365349	10350		19861	23750	Bullish	Bullish		1.06	21,709.50	14:47:26	942351	-85463	Short C	571384	-23799	Long UW	-370967	61664	Bearish	Bullish		0.61	48,208.40	
15:02:25	328645	-16843	Short C	359591	-5758	Long UW	30946	11085	Bullish	Bullish	Short C	1.09	21,744.10	15:02:25	843028	-99323	Short C	562615	-8769	Long UW	-280413	90554	Bearish	Bullish		0.67	48,342.15	
15:17:25	297838	-30807	Short C	348856	-10735	Long UW	51018	20072	Bullish	Bearish		1.17	21,729.90	15:17:25	695727	-147301	Short C	522181	-40434	Long UW	-173546	106867	Bearish	Bearish		0.75	48,282.35	

Bank Nifty Component						Nifty Component					
Sr No	Name	LTP	Prev Cl	Change	Gainer	Sr No	Name	LTP	Prev Cl	Change	Gainer
1	HDFC Bank	1,709.25	1,705.25	4.00	5	1	RELIANCE	2587.00	2605.55	-18.55	19
2	ICICI Bank	996.60	1,005.90	-9.30	Looser	2	HDFCBANK	1708.65	1705.25	3.40	Looser
3	SBI	642.05	651.40	-9.35	7	3	INFY	1542.65	1562.65	-20.00	32
4	Kotak Mahindra Bank	1,908.10	1,921.35	-13.25		4	ICICIBANK	998.40	1005.90	-7.50	
5	Axis Bank	1,102.30	1,107.85	-5.55		5	TCS	3800.00	3799.90	0.10	
6	IndusInd Bank	1,595.90	1,610.55	-14.65		6	KOTAKBANK	1907.40	1921.35	-13.95	
7	Bank of Baroda Ltd	231.10	232.95	-1.85		7	HINDUNILVR	2665.85	2633.80	32.05	
8	AU Small Finance Bank	785.00	788.65	-3.65		8	AXISBANK	1100.10	1107.85	-7.75	
9	Federal Bank	156.15	155.50	0.65		9	LT	3531.20	3518.05	13.15	
10	IDFC First Bank	88.80	88.70	0.10		10	ITC	462.00	464.10	-2.10	
11	Bandhan Bank	241.40	239.35	2.05		11	SBIN	641.70	651.40	-9.70	
12	Punjab National Bank	95.75	95.50	0.25		12	BAJFINANCE	7329.20	7258.65	70.55	
						13	ASIANPAINT	3394.75	3397.25	-2.50	
						14	BHARTIARTL	1031.45	1036.70	-5.25	
						15	HCLTECH	1466.75	1472.45	-5.70	
						16	MARUTI	10301.85	10271.60	30.25	
						17	TATASTEEL	139.50	138.15	1.35	
						18	WIPRO	470.80	469.45	1.35	
						19	ULTRACEMCO	10482.35	10426.30	56.05	
						20	M&M	1724.05	1734.45	-10.40	
						21	BAJAJFINSV	1688.00	1681.20	6.80	
						22	SUNPHARMA	1260.05	1262.15	-2.10	
						23	TITAN	3685.90	3715.10	-29.20	
						24	TECHM	1272.55	1285.95	-13.40	
						25	DRREDDY	5798.95	5858.55	-59.60	
						26	JSWSTEEL	878.50	880.80	-2.30	
						27	NESTLEIND	26643.00	26249.90	393.10	
						28	INDUSINDBK	1596.45	1610.55	-14.10	
						29	TATAMOTORS	779.10	753.90	25.20	
						30	POWERGRID	236.65	239.10	-2.45	
						31	GRASIM	2137.45	2139.95	-2.50	
						32	HDFCLIFE	646.45	648.10	-1.65	
						33	DIVISLAB	3908.20	3939.95	-31.75	
Common Stocks & its Weightage in Nifty50 & Bank Nifty											
	Sr no	Common Stocks	Nifty50	Bank Nifty							
	1	HDFCBANK	8.87	26.30							
	2	ICICIBANK	8.00	24.67							
	3	AXISBANK	2.29	12.18							
	4	SBIN	2.66	11.03							
	5	KOTAKBANK	3.91	10.63							
	6	INDUSINDBK	0.80	5.44							
			26.53	90.25							
Fin Nifty Component											
Sr No	Name	LTP	Prev Cl	Change	Gainer						
1	IEX	167.30	161.50	5.80	10						
2	SBICARD	761.00	760.25	0.75	Looser						
3	ICICIGI	1,425.00	1,437.00	-12.00	10						
4	LICHSGFIN	536.05	527.20	8.85							
5	BAJFINANCE	7,329.20	7,258.65	70.55							
6	SBILIFE	1,432.50	1,435.30	-2.80							
7	AXISBANK	1,100.10	1,107.85	-7.75							

8	BAJAJFINSV	1,688.00	1,681.20	6.80			34	NTPC	311.00	313.90	-2.90
9	SBIN	641.70	651.40	-9.70			35	HINDALCO	614.25	614.30	-0.05
10	ICICIBANK	998.40	1,005.90	-7.50			36	BAJAJ-AUTO	6820.00	6703.30	116.70
11	MUTHOOTFIN	1,475.20	1,492.00	-16.80			37	ADANI PORTS	1023.00	1016.95	6.05
12	KOTAKBANK	1,907.40	1,921.35	-13.95			38	CIPLA	1250.00	1260.80	-10.80
13	CHOLAFIN	1,260.00	1,235.70	24.30			39	TATA CONSUM	1089.00	1041.00	48.00
14	HDFCBANK	1,708.65	1,705.25	3.40			40	SBILIFE	1432.50	1435.30	-2.80
15	RECLTD	411.50	410.25	1.25			41	BPCL	450.30	465.80	-15.50
16	HDFCLIFE	646.45	648.10	-1.65			42	UPL	586.80	589.45	-2.65
17	ICICIPRULI	535.10	529.90	5.20			43	BRITANNIA	5340.80	5282.00	58.80
18	SHRIRAMFIN	2,052.30	2,045.65	6.65			44	ONGC	204.85	208.30	-3.45
19	PFC	381.95	384.90	-2.95			45	EICHERMOT	4132.00	4091.90	40.10
20	HDFCAMC	3,206.45	3,213.95	-7.50			46	HEROMOTOCO	4134.95	4173.25	-38.30
							47	ADANI ENT	2849.05	2809.90	39.15
							48	COALINDIA	376.20	380.95	-4.75
							49	APOLLOHOSP	5708.00	5760.50	-52.50
							50	LTIM	6280.00	6253.15	26.85

Sectors	Per % Change	Ranking			1 - FMCG		2 - Automobile		3 - Consumer Durables		4 - Pharma	
FMCG	24.06%	1	Rank	Stock Name	LTP	Stock Name	LTP	Stock Name	LTP	Stock Name	LTP	
Automobile	19.63%	2	1	EMAMILTD	564.45 (31.45)	MOTHERSON	101.6 (3.95)	CROMPTON	310.5 (13)	GLAXO	1899.45 (49.9)	
Consumer Durables	11.68%	3	2	TATACONSUM	1089 (48)	TATAMOTORS	779.1 (25.2)	VGUARD	292.4 (8.2)	GRANULES	404.5 (9.5)	
Pharma	9.00%	4	3	DABUR	556.65 (13.55)	ASHOKLEY	181.15 (5.85)	DIXON	6554 (89.45)	TORNTPHARM	2303 (47.4)	
Metal	6.52%	5	4	UBL	1789 (37.75)	MRF	129300 (3438.65)	BATAINDIA	1654.35 (15.7)	ALKEM	5199 (72.65)	
Realty	3.72%	6	5	MCDOWELL-N	1116 (22.2)	SONACOMS	643.5 (11.7)	RELAXO	903.55 (8.2)	NATCOPHARM	811.9 (8.75)	
Media	-0.29%	7	6	NESTLEIND	26643 (393.1)	BALKRISIND	2568.75 (46.3)	AMBER	3127.4 (25.85)	BIOCON	249.65 (2.3)	
IT	-2.10%	8	7	GODREJCP	1129 (16.5)	BAJAJ-AUTO	6820 (116.7)	VOLTAS	977.75 (6.2)	SANOFI	8062.2 (74.05)	
Banking	-3.70%	9	8	PGHH	17351 (222.7)	EICHERMOT	4132 (40.1)	ORIENTELEC	226.65 (1.4)	ABBOTINDIA	22831.35 (207.6)	
Oil & Gas	-9.19%	10	9	HINDUNILVR	2665.85 (32.05)	TVSMOTOR	2023.85 (19.3)	WHIRLPOOL	1369 (7.65)	LAURUSLABS	430.45 (3.7)	
Company Name	Sector	Symbol	O=H (Bearish)	O=L (Bullish)	LTP	Change	Per % Change	Prev Cl	Open	High	Low	
AU Small Finance Bank Ltd.	Banking	AUBANK			788.5	-0.15	-0.02%	788.65	790	794.95	775.6	
Axis Bank Ltd.	Banking	AXISBANK			1100.1	-7.75	-0.70%	1107.85	1101.45	1106.85	1093.95	
Bandhan Bank Ltd.	Banking	BANDHANBNK			241.1	1.75	0.73%	239.35	240.7	243	238.1	
Bank of Baroda	Banking	BANKBARODA			230.85	-2.1	-0.90%	232.95	233.1	233.65	229.35	
Federal Bank Ltd.	Banking	FEDERALBNK			156.45	0.95	0.61%	155.5	158.5	159	154.9	
HDFC Bank Ltd.	Banking	HDFCBANK			1708.65	3.4	0.20%	1705.25	1697	1714.9	1696	
ICICI Bank Ltd.	Banking	ICICIBANK			998.4	-7.5	-0.75%	1005.9	1004.05	1008.55	993.7	
IDFC First Bank Ltd.	Banking	IDFCFIRSTB			88.75	0.05	0.06%	88.7	89.4	89.9	87.85	
IndusInd Bank Ltd.	Banking	INDUSINDBK			1596.45	-14.1	-0.88%	1610.55	1615	1618.9	1587.05	
Kotak Mahindra Bank Ltd.	Banking	KOTAKBANK			1907.4	-13.95	-0.73%	1921.35	1912.1	1917.75	1890.05	
Punjab National Bank	Banking	PNB			95.65	0.15	0.16%	95.5	96.4	96.55	94.8	
State Bank of India	Banking	SBIN			641.7	-9.7	-1.49%	651.4	645.5	649.6	639.55	
Ashok Leyland Ltd.	Automobile	ASHOKLEY			181.15	5.85	3.34%	175.3	177.3	183	175.4	
Bajaj Auto Ltd.	Automobile	BAJAJ-AUTO			6820	116.7	1.74%	6703.3	6729.95	6833.95	6666	
Balkrishna Industries Ltd.	Automobile	BALKRISIND			2568.75	46.3	1.84%	2522.45	2520.1	2575	2520	
Bharat Forge Ltd.	Automobile	BHARATFORG			1238	-7.65	-0.61%	1245.65	1245	1247	1228.9	
Bosch Ltd.	Automobile	BOSCHLTD			22249	146.3	0.66%	22102.7	22199.95	22300	21981.85	
Eicher Motors Ltd.	Automobile	EICHERMOT			4132	40.1	0.98%	4091.9	4099.95	4178	4094	
Hero MotoCorp Ltd.	Automobile	HEROMOTOCO			4134.95	-38.3	-0.92%	4173.25	4176	4193.4	4111.55	
MRF Ltd.	Automobile	MRF			129300	3438.65	2.73%	125861.35	126100	130399.35	125084.65	
Mahindra & Mahindra Ltd.	Automobile	M&M			1724.05	-10.4	-0.60%	1734.45	1730	1758	1722.2	
Maruti Suzuki India Ltd.	Automobile	MARUTI			10301.85	30.25	0.29%	10271.6	10280.45	10396.65	10273	
Samvardhana Motherson International Ltd.	Automobile	MOTHERSON			101.6	3.95	4.05%	97.65	98.25	102.85	97.5	
Sona BLW Precision Forgings Ltd.	Automobile	SONACOMS			643.5	11.7	1.85%	631.8	639.05	651.65	633.1	
TVS Motor Company Ltd.	Automobile	TVSMOTOR			2023.85	19.3	0.96%	2004.55	2013	2030	2000	
Tata Motors Ltd.	Automobile	TATAMOTORS			779.1	25.2	3.34%	753.9	755	802.9	754	
Tube Investments of India Ltd.	Automobile	TIINDIA			3540	-0.75	-0.02%	3540.75	3553.25	3570	3515.05	
Britannia Industries Ltd.	FMCG	BRITANNIA			5340.8	58.8	1.11%	5282	5260.55	5386.05	5238.65	
Colgate Palmolive (India) Ltd.	FMCG	COLPAL			2526.65	-2.2	-0.09%	2528.85	2515.85	2534.85	2494.5	
Dabur India Ltd.	FMCG	DABUR			556.65	13.55	2.49%	543.1	544.75	560	543.65	
Emami Ltd.	FMCG	EMAMILTD			564.45	31.45	5.90%	533	533	575	526.85	
Godrej Consumer Products Ltd.	FMCG	GODREJCP			1129	16.5	1.48%	1112.5	1113.45	1138.8	1108	
Hindustan Unilever Ltd.	FMCG	HINDUNILVR			2665.85	32.05	1.22%	2633.8	2633.8	2667.1	2621.25	
ITC Ltd.	FMCG	ITC			462	-2.1	-0.45%	464.1	464.1	467.9	461.35	

Marico Ltd.	FMCG	MARICO		547.2	1.15	0.21%	546.05	544.05	553.85	540.8
Nestle India Ltd.	FMCG	NESTLEIND		26643	393.1	1.50%	26249.9	26250	26650	26145.65
Procter & Gamble Hygiene & Health Care Lt	FMCG	PGHH		17351	222.7	1.30%	17128.3	17241.2	17590	17171.25
Radico Khaitan Ltd	FMCG	RADICO		1662.75	10.7	0.65%	1652.05	1665	1684	1648.05
Tata Consumer Products Ltd.	FMCG	TATACONSUM		1089	48	4.61%	1041	1053.95	1094	1047.7
United Breweries Ltd.	FMCG	UBL		1789	37.75	2.16%	1751.25	1761.4	1789	1737.4
United Spirits Ltd.	FMCG	MCDOWELL-N		1116	22.2	2.03%	1093.8	1093.8	1122	1085.4
Varun Beverages Ltd.	FMCG	VBL	O=H	1237	-0.8	-0.06%	1237.8	1243.8	1243.8	1225.6
Coforge Ltd.	IT	COFORGE		6274.05	1.7	0.03%	6272.35	6278	6320	6213
HCL Technologies Ltd.	IT	HCLTECH		1466.75	-5.7	-0.39%	1472.45	1473.95	1481.85	1457.55
Infosys Ltd.	IT	INFY		1542.65	-20	-1.28%	1562.65	1541.05	1559.45	1540
L&T Technology Services Ltd.	IT	LTTS		5250	74.45	1.44%	5175.55	5205	5307.5	5136.35
LTIMindtree Ltd.	IT	LTIM		6280	26.85	0.43%	6253.15	6260.35	6306	6200.25
Mphasis Ltd.	IT	MPHASIS		2737.25	8.7	0.32%	2728.55	2731	2788.5	2706.05
Persistent Systems Ltd.	IT	PERSISTENT	O=H	7376.8	-142.25	-1.89%	7519.05	7519.05	7519.05	7363.65
Tata Consultancy Services Ltd.	IT	TCS		3800	0.1	0.00%	3799.9	3792	3822.6	3765.4
Tech Mahindra Ltd.	IT	TECHM		1272.55	-13.4	-1.04%	1285.95	1285.95	1291.95	1268.1
Wipro Ltd.	IT	WIPRO		470.8	1.35	0.29%	469.45	470.95	475.35	466.1
Dish TV India Ltd.	Media	DISHTV		18.25	-0.25	-1.35%	18.5	18.6	18.8	18.15
Hathway Cable & Datacom Ltd.	Media	HATHWAY		21.2	-0.05	-0.24%	21.25	21.3	21.4	21
Inox Leisure Ltd.	Media	INOXLEISUR	O=H	0	0	0.00%	0	0	0	0
Navneet Education Ltd.	Media	NAVNETEDUL		152.8	2.9	1.93%	149.9	150.65	153.7	148.7
Nazara Technologies Ltd.	Media	NAZARA		853	-1.45	-0.17%	854.45	854.45	880	846.85
Network18 Media & Investments Ltd.	Media	NETWORK18		87.3	-0.75	-0.85%	88.05	88.1	88.65	87
PVR Ltd.	Media	PVR	O=H	0	0	0.00%	0	0	0	0
Sun TV Network Ltd.	Media	SUNTV		711.9	-3.65	-0.51%	715.55	715.55	716	706.85
TV18 Broadcast Ltd.	Media	TV18BRDCST		50.55	-0.2	-0.39%	50.75	50.8	51.25	50.2
Zee Entertainment Enterprises Ltd.	Media	ZEEL		274.8	3.5	1.29%	271.3	274	278.25	269.75
APL Apollo Tubes Ltd.	Metal	APLAPOLLO		1536	-7.85	-0.51%	1543.85	1545	1552	1520.15
Adani Enterprises Ltd.	Metal	ADANIEN		2849.05	39.15	1.39%	2809.9	2823.9	2863.3	2802.85
Hindalco Industries Ltd.	Metal	HINDALCO		614.25	-0.05	-0.01%	614.3	614.3	618	608.1
Hindustan Copper Ltd.	Metal	HINDCOPPER		271.85	1.6	0.59%	270.25	275.25	277.65	263
Hindustan Zinc Ltd.	Metal	HINDZINC	O=L	317.8	5.2	1.66%	312.6	313.7	322.05	313.7
JSW Steel Ltd.	Metal	JSWSTEEL		878.5	-2.3	-0.26%	880.8	882	887.5	873.3
Jindal Stainless Ltd.	Metal	JSL	O=L	570	-1.3	-0.23%	571.3	561	577.95	561
Jindal Steel & Power Ltd.	Metal	JINDALSTEL		747.75	11.4	1.55%	736.35	737.8	750	732.35
MOIL Ltd.	Metal	MOIL		309	-3.05	-0.98%	312.05	312	317.4	306.55
National Aluminium Co. Ltd.	Metal	NATIONALUM		131.85	3.25	2.53%	128.6	130.5	135.7	126.1
Ratnamani Metals & Tubes Ltd.	Metal	RATNAMANI		3350	-42.35	-1.25%	3392.35	3424	3499.9	3331.2
Steel Authority of India Ltd.	Metal	SAIL		123.35	0.5	0.41%	122.85	123.3	125.75	120.85
Tata Steel Ltd.	Metal	TATASTEEL		139.5	1.35	0.98%	138.15	138.6	141.25	137.15
Vedanta Ltd.	Metal	VEDL		258	0.45	0.17%	257.55	256	259.5	254.1
Welspun Corp Ltd.	Metal	WELCORP		548	2.55	0.47%	545.45	542	553.2	531.75
Abbott India Ltd.	Pharma	ABBOTINDIA		22831.35	207.65	0.92%	22623.7	22650	22896.9	22520
Alkem Laboratories Ltd.	Pharma	ALKEM		5199	72.65	1.42%	5126.35	5146.6	5216.75	5104.9
Aurobindo Pharma Ltd.	Pharma	AUOPHARMA		1084.5	-5.2	-0.48%	1089.7	1094.9	1097	1072.85
Biocon Ltd.	Pharma	BIOCON	O=L	249.65	2.3	0.93%	247.35	247.4	250.75	247.4

Cipla Ltd.	Pharma	CIPLA		1250	-10.8	-0.86%	1260.8	1264	1267.6	1242.05
Divi's Laboratories Ltd.	Pharma	DIVISLAB	O=H	3908.2	-31.75	-0.81%	3939.95	3949	3949	3896.35
Dr. Reddy's Laboratories Ltd.	Pharma	DRREDDY		5798.95	-59.6	-1.02%	5858.55	5830.1	5844.5	5761
Gland Pharma Ltd.	Pharma	GLAND		1925	-10.35	-0.53%	1935.35	1941.9	1944	1910.05
Glaxosmithkline Pharmaceuticals Ltd.	Pharma	GLAXO		1899.45	49.9	2.70%	1849.55	1853	1959	1846.75
Glenmark Pharmaceuticals Ltd.	Pharma	GLENMARK		852	-3.4	-0.40%	855.4	857	859	848.05
Granules India Ltd.	Pharma	GRANULES		404.5	9.5	2.41%	395	396	407	394.2
Ipca Laboratories Ltd.	Pharma	IPCALAB		1105.1	5.35	0.49%	1099.75	1096	1116.1	1090.05
Laurus Labs Ltd.	Pharma	LAURUSLABS		430.45	3.7	0.87%	426.75	427	432.75	424.3
Lupin Ltd.	Pharma	LUPIN	O=H	1325	-14.95	-1.12%	1339.95	1346.85	1346.85	1318.55
NATCO Pharma Ltd.	Pharma	NATCOPHARM	O=H	811.9	8.75	1.09%	803.15	814	814	800.55
Pfizer Ltd.	Pharma	PFIZER		4270.05	7.55	0.18%	4262.5	4290	4302	4230
Sanofi India Ltd.	Pharma	SANOFI		8062.2	74.05	0.93%	7988.15	7988.15	8077	7940
Sun Pharmaceutical Industries Ltd.	Pharma	SUNPHARMA		1260.05	-2.1	-0.17%	1262.15	1262.1	1271.95	1252.55
Torrent Pharmaceuticals Ltd.	Pharma	TORNTPHARM		2303	47.4	2.10%	2255.6	2256.5	2310.15	2249.35
Zydus Lifesciences Ltd.	Pharma	ZYDUSLIFE		688.85	2.45	0.36%	686.4	687.95	691.8	683.35
Brigade Enterprises Ltd.	Realty	BRIGADE		898	-0.75	-0.08%	898.75	899.9	908.85	888.35
DLF Ltd.	Realty	DLF		724	-4.65	-0.64%	728.65	725.8	730	721.8
Godrej Properties Ltd.	Realty	GODREJPROP		2007	10.25	0.51%	1996.75	1991	2018.45	1981.05
Indiabulls Real Estate Ltd.	Realty	IBREALEST		86.9	-0.85	-0.97%	87.75	88.1	88.95	86.55
Macrotech Developers Ltd.	Realty	LODHA		1025	37.25	3.77%	987.75	998	1025	975.55
Oberoi Realty Ltd.	Realty	OBEROIRLTY		1439.4	-3	-0.21%	1442.4	1440.1	1451.6	1432.05
Phoenix Mills Ltd.	Realty	PHOENIXLTD		2244.05	-1.3	-0.06%	2245.35	2252.5	2270	2221.25
Prestige Estates Projects Ltd.	Realty	PRESTIGE		1159.7	8.9	0.77%	1150.8	1155	1185.85	1142
Sobha Ltd.	Realty	SOBHA		989	-12.2	-1.22%	1001.2	1010	1010.9	972.2
Sunteck Realty Ltd.	Realty	SUNTECK		446	8.05	1.84%	437.95	439.75	446.7	436.8
Amber Enterprises India Ltd.	Consumer Durat	AMBER		3127.4	25.85	0.83%	3101.55	3125	3141	3082.05
Bata India Ltd.	Consumer Durat	BATAINDIA		1654.35	15.7	0.96%	1638.65	1637.55	1660.25	1628.7
Blue Star Ltd.	Consumer Durat	BLUESTARCO		947.5	-0.05	-0.01%	947.55	948	953.8	937.6
Crompton Greaves Consumer Electricals Ltd.	Consumer Durat	CROMPTON		310.5	13	4.37%	297.5	298.95	314.5	296.1
Dixon Technologies (India) Ltd.	Consumer Durat	DIXON		6554	89.45	1.38%	6464.55	6463	6619.4	6423.1
Havells India Ltd.	Consumer Durat	HAVELLS		1367.75	1.2	0.09%	1366.55	1373	1383.85	1361.6
Kajaria Ceramics Ltd.	Consumer Durat	KAJARIACER		1308	-16.3	-1.23%	1324.3	1332	1340.6	1296
Orient Electric Ltd.	Consumer Durat	ORIENTELEC		226.65	1.4	0.62%	225.25	226	227.95	225.3
Rajesh Exports Ltd.	Consumer Durat	RAJESHXPO		366.15	1.95	0.54%	364.2	364.4	367	359
Relaxo Footwears Ltd.	Consumer Durat	RELAXO		903.55	8.2	0.92%	895.35	895.35	904.45	895.3
TTK Prestige Ltd.	Consumer Durat	TTKPRESTIG		740.3	-0.65	-0.09%	740.95	740.95	747.8	736.1
Titan Company Ltd.	Consumer Durat	TITAN	O=H	3685.9	-29.2	-0.79%	3715.1	3715.1	3715.1	3660.25
V-Guard Industries Ltd.	Consumer Durat	VGUARD		292.4	8.2	2.89%	284.2	286.9	294	285.1
Voltas Ltd.	Consumer Durat	VOLTAS		977.75	6.2	0.64%	971.55	972.25	985	969.75
Whirlpool of India Ltd.	Consumer Durat	WHIRLPOOL		1369	7.65	0.56%	1361.35	1361	1369.25	1352.3
Adani Total Gas Ltd.	Oil & Gas	ATGL		988.55	8.2	0.84%	980.35	982	995	968
Aegis Logistics Ltd.	Oil & Gas	AEGISCHEM		351.9	0.75	0.21%	351.15	352	356.55	350.6
Bharat Petroleum Corporation Ltd.	Oil & Gas	BPCL		450.3	-15.5	-3.33%	465.8	454.5	458	448.65
Castrol India Ltd.	Oil & Gas	CASTROLIND		179.1	-0.85	-0.47%	179.95	180.8	182.4	176.6
GAIL (India) Ltd.	Oil & Gas	GAIL		162.2	5.1	3.25%	157.1	159.75	164.3	158.05
Gujarat Gas Ltd.	Oil & Gas	GUJGASLTD		461.4	9.25	2.05%	452.15	453.55	463	448.55

Gujarat State Petronet Ltd.	Oil & Gas	GSPL			306	-2.6	-0.84%	308.6	311	312.25	303
Hindustan Petroleum Corporation Ltd.	Oil & Gas	HINDPETRO			398	-19.65	-4.70%	417.65	400	410.2	397.2
Indian Oil Corporation Ltd.	Oil & Gas	IOC			129.85	-3.4	-2.55%	133.25	129.7	132.05	128.3
Indraprastha Gas Ltd.	Oil & Gas	IGL			417.9	4.05	0.98%	413.85	413.9	420.9	410
Mahanagar Gas Ltd.	Oil & Gas	MGL			1198.75	0.85	0.07%	1197.9	1200	1231.4	1196
Oil & Natural Gas Corporation Ltd.	Oil & Gas	ONGC	O=H		204.85	-3.45	-1.66%	208.3	208	208	204.25
Oil India Ltd.	Oil & Gas	OIL			373.05	-9.65	-2.52%	382.7	383	383.1	370
Petronet LNG Ltd.	Oil & Gas	PETRONET			222.85	0.45	0.20%	222.4	224	225.4	221.4
Reliance Industries Ltd.	Oil & Gas	RELIANCE			2587	-18.55	-0.71%	2605.55	2611.1	2614	2579.3

Top 15 Bearish Stocks | Sell !!! Sell !! Sell!!

Symbol	Sector	O=H	Per %	LTP	OPEN	HIGH	LOW	for STBT sell after 3 pm			
SHILPAMED	Healthcare		-5.46%	329.7 (-19.05)	349	350.5	329.05				
HINDPETRO (F&O)	Oil Gas & Fuels		-4.70%	398 (-19.65)	400	410.2	397.2				
PRIVISCL	Chemicals	O=H	-4.26%	1177 (-52.4)	1215	1215	1161.35				
BPCL (F&O)	Oil Gas & Fuels		-3.22%	450.8 (-15)	454.5	458	448.65				
BLS	Consumer Services		-3.16%	320 (-10.45)	331	333.7	319.3				
JKIL	Construction		-3.11%	573.85 (-18.45)	596.8	598.2	568.55				
IPL	Chemicals		-3.07%	359.9 (-11.4)	369.7	370.65	359.15				
SAGCEM	Construction Materials		-2.90%	254.55 (-7.6)	262.8	262.95	254.1				
AMIORG	Healthcare		-2.86%	1121.45 (-33)	1165.35	1176.7	1110				
GOCOLORS	Consumer Services		-2.72%	1255.65 (-35.15)	1240.05	1266.15	1200.05				
INDIAMART (F&O)	Consumer Services		-2.65%	2719.6 (-74.05)	2775	2788.9	2652				
KIRIINDUS	Chemicals		-2.61%	397.4 (-10.65)	407	408.85	396				
OIL	Oil Gas & Fuels		-2.48%	373.2 (-9.5)	383	383.1	370				
EIDPARRY	Chemicals		-2.47%	556.05 (-14.1)	569.8	574.5	555.5				
PRUDENT	Financial Services		-2.43%	1200 (-29.9)	1239	1250	1193.2				

Top 15 Bullish Stocks | Buy !!! Buy !!! Buy !!!

Symbol	Sector	O=L	Per %	LTP	OPEN	HIGH	LOW	for BTST buy after 3 pm			
SURYAROSNI	Capital Goods	O=L	19.96%	780.8 (129.9)	649	781.05	649				
NRBBEARING	Automobile		18.49%	338 (52.75)	285.55	342.3	283.3				
RAILTEL	Telecommunication		14.67%	336.5 (43.05)	298	348	297.55				
RELINFRA	Power	O=L	9.98%	209.85 (19.05)	190.5	209.85	190.5				
OLECTRA	Automobile		7.89%	1345 (98.4)	1257.05	1378.8	1255				
KPIL	Construction		7.06%	704.05 (46.45)	690	728.75	681.25				
SPARC	Healthcare		6.25%	287.95 (16.95)	270	291	269.15				
EMAMILTD	FMCG		5.58%	562.75 (29.75)	533	575	526.85				
GODREJIND	Diversified		5.45%	743.45 (38.45)	712.05	765.6	712				
JBMA	Automobile		5.00%	1464.2 (69.7)	1420	1464.2	1415				
KOLTEPATIL	Realty		4.90%	510.15 (23.85)	488	512	483				
AVANTIFEED	FMCG		4.85%	420.7 (19.45)	402.9	425	400.05				
PDSL	Textiles		4.84%	550 (25.4)	525	551	521.55				
AJANTPHARM	Healthcare		4.79%	2089.85 (95.6)	2002.85	2100	1987.7				
BAJAJCON	FMCG		4.66%	219.2 (9.75)	214.2	226.6	210				

www.oideer.com

Tool Subscription Link:

<https://www.oideer.com/subscription-plan/>

1 Day Expiry Spacial Tool Link free to all (Activated only on Expiry Day):

<https://www.oideer.com/oidata-sheet/>

Daily Oi Report (PDF):

<https://www.oideer.com/pdf/>

Learning Videos:

<https://www.oideer.com/training-videos/>

FII-DII Data (Participant wise data):

<https://www.oideer.com/fii-dii-data/>