

26-Dec-2023   Participant Wise OI		27-Dec-2023   Participant Wise OI	
Contracts		Contracts	Change
FII Net Index Future OI	77576	FII Net Index Future OI	74252 -3324
DII Net Index Future OI	23215	DII Net Index Future OI	23026 -189
Pro Net Index Future OI	-16110	Pro Net Index Future OI	-17687 -1577
Retail Net Index Future OI	-84681	Retail Net Index Future OI	-79591 5090

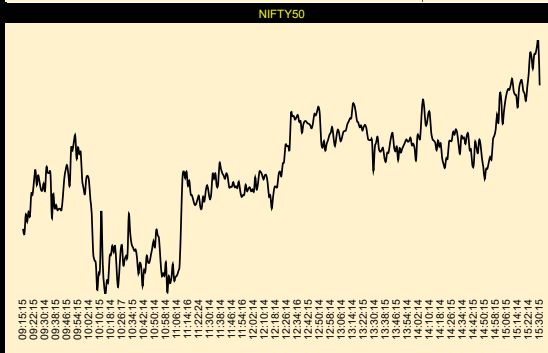
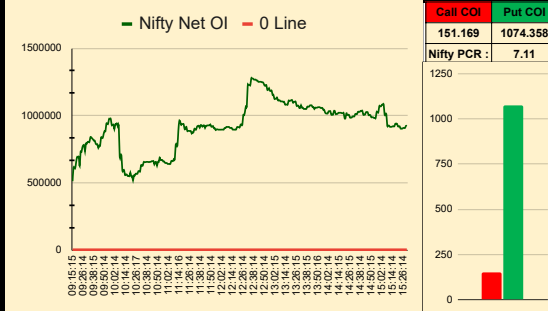


NIFTY50		India VIX   15.14	BANK NIFTY	
<b>Current Expiry</b>	<b>2023-12-28</b>		<b>Current Expiry</b>	<b>2023-12-28</b>
Nifty Prev. Cl	21,654.75		BN Prev. Cl	48,282.20
Nifty50 Open	21,715.00	60.25	BN Open	48,479.05
Nifty50 High	21,801.45		BN High	48,636.45
Nifty50 Low	21,678.00		BN Low	48,343.15
Nifty50 Spot LTP	21,778.70	63.70	BN Spot LTP	48,508.55
Nifty50 VWAP Diff	22.81	Bullish	BN VWAP Diff	-10.61
				Bearish
<b>Nifty Expected Day High</b>	<b>21,887.10</b>	<b>85.65</b>	<b>BN Expected Day High</b>	<b>48,863.20</b>
<b>Nifty Expected Day Low</b>	<b>21,542.90</b>	<b>135.10</b>	<b>BN Expected Day Low</b>	<b>48,094.90</b>
<b>Max Call OI (Resistance)</b>	<b>21800</b>	<b>324,778</b>	<b>Max Call OI (Resistance)</b>	<b>48500</b>
<b>Max Put OI (Support)</b>	<b>21750</b>	<b>311,580</b>	<b>Max Put OI (Support)</b>	<b>48500</b>
<b>Nifty50 SRR is</b>	<b>Bearish</b>	<b>0.96</b>	<b>Bank Nifty SRR is</b>	<b>Bullish</b>
				<b>1.07</b>
<b>SRR Says 21800 Strike is Strong Resistance</b>			<b>SRR Says 48500 Strike is Strong Support</b>	
<b>Max OI on 48500. BANK NIFTY may be Sideways</b>				

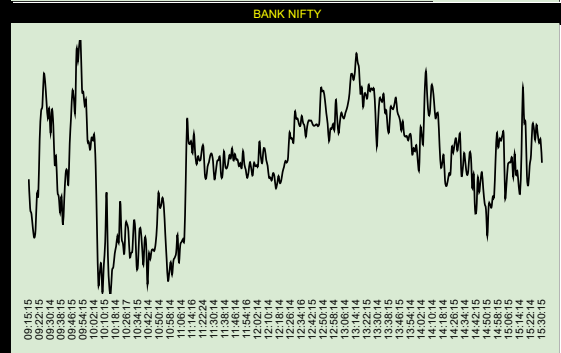
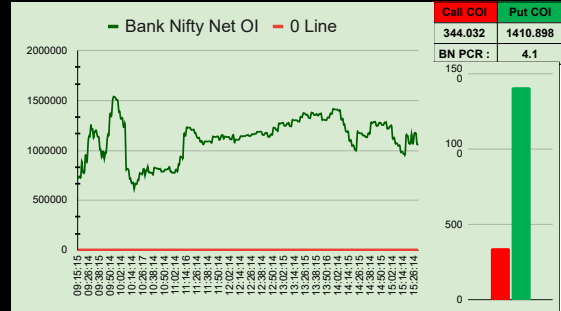
CALL COI	PCR	PUT COI	CALL COI	PCR	PUT COI
151169	7.11	1074358	344032	4.1	1410898
0		0	0		0
<b>Price Action</b>	<b>NET OI</b>	<b>VWAP Diff</b>	<b>Price Action</b>	<b>NET OI</b>	<b>VWAP Diff</b>
<b>Bearish</b>	<b>Bullish</b>	<b>14.11</b>	<b>Bearish</b>	<b>Bullish</b>	<b>2.46</b>

Global Markets					
US	US	Canada	LONDON	JAPAN	CHINA
Dow Jones	Nasdaq	S&P/TSX	FTSE 100	Nikkei 225	Hang Seng
37,656.52	15,099.18	21,015.91	7,721.07	33,539.62	17,058.00
+111.19(0.3%)	+24.60(0.16%)	+134.72(0.65%)	-3.89(-0.05%)	-142.74(-0.42%)	+433.16(2.61%)


28-Dec-2023 15:39:51   OIDeer.com					
Strike	Open Interest	Strike	Open Interest	Strike	Open Interest
Call Writer (OTM)	21950	75670	Call Writer (OTM)	48800	138149
Call Writer (ATM)	21900	158683	Call Writer (ATM)	48700	175216
Call Writer (ITM)	21850	138493	Call Writer (ITM)	48600	395318
Call Writer (ATM)	21800	324778	Call Writer (ATM)	48500	498031
<b>21,778.70</b>	<b>Total</b>	<b>697624</b>	<b>48,508.55</b>	<b>Total</b>	<b>1206714</b>
Put Writer (ATM)	21800	73814	Put Writer (ATM)	48500	535355
Put Writer (OTM)	21750	311580	Put Writer (OTM)	48400	244092
Put Writer (OTM)	21700	215511	Put Writer (OTM)	48300	173356
Put Writer (OTM)	21650	131890	Put Writer (OTM)	48200	162596
	<b>Total</b>	<b>732795</b>		<b>Total</b>	<b>1115399</b>





Top 15 Bearish Stocks   Sell !!! Sell !!! Sell !!!						for STBT sell after 3 pm			
Symbol	Sector	O=H	LTP	OPEN	HIGH	LOW			
JKIL	Construction		593.4 (-30.7)	620	622.8	582.05			
TIRUMALCHM	Chemicals		214.85 (-9.5)	224.8	225.4	213.3			
IONEXCHANG	Construction		553.45 (-23.05)	577	584	547.05			
AARTIPHARM	Healthcare		510.4 (-20.3)	533	533.1	510.4			
BDL	Capital Goods		1701.8 (-63.3)	1747.1	1763	1699.2			
JAICORPLTD	Capital Goods		389.1 (-14.35)	406.55	410.5	385.65			
TEGA	Capital Goods		1167.05 (-40.25)	1218	1219.8	1163			
INDOCO	Healthcare		396.5 (-13.1)	409.2	411.6	391.1			
AMIORG	Healthcare		1153.65 (-37.9)	1200.05	1205	1151.1			
RAJRATAN	Automobile		770.4 (-25)	792.5	802.95	766.3			
ADANIENSOL	Power		1025.8 (-32.9)	1063	1073.35	1011.55			
SHILPAMED	Healthcare		348.9 (-10.7)	361	362.3	348			
MAPYINDIA	Information Technol		1962 (-58.85)	2023.95	2029.75	1950			
ALKYLAMINE	Chemicals		2453.1 (-69.55)	2543	2556.95	2430.05			
GRAVITA	Metals & Mining		1082 (-30.3)	1120.05	1136.8	1081.55			





Top 15 Bullish Stocks   Buy !!! Buy !!! Buy !!!						for BTST buy after 3 pm			
Symbol	Sector	O=L	LTP	OPEN	HIGH	LOW			
NDCOPPER (F&Metals & Mining			270.5 (35.25)	240	270.5	239.55			
INDPETRO (F&Oil Gas & Fuels			417 (35.15)	385.7	436.4	382.35			
SUPRAJIT	Automobile		403 (31.3)	382	411.25	380.1			
SPANDANA	Financial Services		1095.15 (73.05)	1025.6	1097.4	1020.05			
BLS	Consumer Service		330 (21.25)	309	334.95	307.25			
GREENPANEL	Consumer Durable	O=L	418.2 (26)	396.05	443.5	396.05			
GSFC	Chemicals		245.9 (14.4)	232.45	246.85	228			
EMAMILTD	FMCG		527.4 (28.25)	501	543.8	496			
360ENVE	Financial Services		709.6 (35.15)	676.6	715.6	671.45			
RAINBOW	Healthcare		1194.5 (59.15)	1146.7	1215.9	1143			
ATACOMM (F&Telecommunicatio			1822.1 (59.15)	1744.95	1830	1726.45			
WABAG	Utilities		641.8 (31.15)	612.55	659.9	601.95			
ENDURANCE	Automobile		1876 (89.6)	1818	1880	1790.05			
TECHNOE	Construction	O=L	781.1 (35.65)	742	825	742			
SULA	FMCG		498.2 (22.65)	485.05	512	478.8			


Nifty ATM		Current Expiry	Exp High	21,887.10	85.65	Not Break	Resistanc	21800	BN ATM	Thursday		Exp High	48,863.20	226.75	Not Break	Resistanc	48500
21800		2023-12-28	Exp Low	21,542.90	135.10	Not Break	Support	21750	48500			Exp Low	48,094.90	248.25	Not Break	Support	48500
Time	NET Oi	+▲-▼	Net Oi Signal	Price Action Signal	VWAP Diff	Strike	Nifty PCR	Nifty LTP	Time	NET Oi	+▲-▼	Net Oi Signal	Price Action Signal	VWAP Diff	Strike	BN PCR	BN LTP
09:15:15	511985	0	Bullish	Wait	92.85		7.95	21,715.00	09:15:15	717058	0	Bullish	Wait	221.18		100	48,479.05
09:16:15	609824	97839	Bullish	Wait	15.12		100	21,712.80	09:16:15	739341	22283	Bullish	Wait	-1.69		100	48,451.65
09:17:14	609824	0	Bullish	Wait	1.97		100	21,721.25	09:17:14	739272	-69	Bullish	Wait	-0.98		100	48,445.75
09:18:14	609824	0	Bullish	Wait	92.85	Buy 21500 CE	100	21,718.10	09:18:14	739272	0	Bullish	Wait	-2.87		100	48,432.45
09:19:15	653233	43409	Bullish	Wait	7.14		100	21,722.40	09:19:15	888417	149145	Bullish	Wait	-0.80		100	48,423.35
09:20:14	690231	36998	Bullish	Wait	92.85		15.9	21,720.50	09:20:14	787628	-100789	Bullish	Wait	221.18	Buy 48100 CE	7.6	48,431.40
09:20:55	690231	0	Bullish	Wait	3.07		15.9	21,730.15	09:20:55	787628	0	Bullish	Wait	-1.69		7.6	48,464.80
09:21:14	690231	0	Bullish	Wait	3.07		15.9	21,730.15	09:21:14	787628	0	Bullish	Wait	-1.69		7.6	48,464.80
09:22:15	626126	-64105	Bullish	Wait	16.12		6.67	21,736.05	09:22:15	950119	162491	Bullish	Wait	62.27		7.03	48,517.45
09:23:18	728952	102826	Bullish	Wait	16.23		6.81	21,740.60	09:23:18	899647	-50472	Bullish	Wait	83.06		4.65	48,543.45
09:24:17	728952	0	Bullish	Wait	18.11		6.81	21,734.10	09:24:17	899647	0	Bullish	Wait	221.18		4.65	48,549.70
09:25:16	762964	34012	Bullish	Wait	14.36		6.22	21,738.30	09:25:16	1076470	176823	Bullish	Wait	90.54		5.81	48,579.10
09:26:14	778703	15739	Bullish	Wait	1.97		6.32	21,735.50	09:26:14	1142155	65685	Bullish	Wait	91.24		6.08	48,572.05
09:27:15	778703	0	Bullish	Bullish	92.85		6.32	21,732.20	09:27:15	1142155	0	Bullish	Bullish	-0.98		6.08	48,553.00
09:28:14	734931	-43772	Bullish	Bullish	5.69		4.87	21,731.70	09:28:14	1252274	110119	Bullish	Bullish	48.31		6.57	48,537.20
09:29:14	791055	56124	Bullish	Bullish	13.34		5.16	21,734.75	09:29:14	1211318	-40956	Bullish	Bullish	58.44		4.66	48,546.60
09:30:14	791055	0	Bullish	Bullish	6.35		5.16	21,731.50	09:30:14	1211318	0	Bullish	Bullish	221.18		4.66	48,523.30
09:31:14	804430	13375	Bullish	Bullish	5.22		4.69	21,741.75	09:31:14	1127257	-84061	Bullish	Bullish	46.99		3.71	48,545.80
09:32:14	804430	0	Bullish	Bullish	92.85		4.69	21,739.45	09:32:14	1187378	60121	Bullish	Bullish	23.66		3.58	48,530.40
09:33:14	804430	0	Bullish	Bullish	7.14		4.69	21,739.35	09:33:14	1187378	0	Bullish	Bullish	-7.08		3.58	48,493.15
09:34:14	837864	33434	Bullish	Bullish	8.36		4.68	21,738.55	09:34:14	1201218	13840	Bullish	Bullish	0.46		3.36	48,501.05
09:35:15	838888	1024	Bullish	Bearish	4.48		4.68	21,719.75	09:35:15	1154052	-47166	Bullish	Bearish	13.23		3.05	48,468.50
09:36:14	829843	-9045	Bullish	Bearish	14.36		4.51	21,730.25	09:36:14	1133859	-20193	Bullish	Bearish	-34.79	Buy 48800 PE	2.94	48,462.10
09:37:14	823280	-6563	Bullish	Bearish	-5.55		4.39	21,723.95	09:37:14	1124921	-8938	Bullish	Bearish	-28.19		2.93	48,447.25
09:38:15	813094	-10186	Bullish	Bearish	-4.33		4.23	21,725.40	09:38:15	1013164	-111757	Bullish	Bearish	-21.14		2.49	48,462.60
09:39:14	813094	0	Bullish	Bearish	-6.68		4.23	21,723.15	09:39:14	1005831	-7333	Bullish	Bearish	-7.08		2.47	48,435.55
09:40:15	791931	-21163	Bullish	Bearish	-4.21		3.9	21,723.65	09:40:15	932024	-73807	Bullish	Bearish	-19.28		2.23	48,460.00
09:41:14	785388	-6543	Bullish	Bearish	-3.64		3.67	21,723.75	09:41:14	984556	52532	Bullish	Bearish	3.46		2.28	48,484.30
09:42:14	785388	0	Bullish	Bearish	-8.62		3.67	21,723.30	09:42:14	984556	0	Bullish	Bearish	3.46		2.28	48,487.45
09:43:15	759982	-25406	Bullish	Bearish	-6.77		3.38	21,729.05	09:43:15	918192	-66364	Bullish	Bearish	-9.62		2.1	48,474.10
09:44:13	776506	16524	Bullish	Bearish	14.52		3.43	21,736.80	09:44:13	978498	60306	Bullish	Bearish	36.28	Buy 48200 CE	2.17	48,513.20
09:45:14	776506	0	Bullish	Bullish	8.88		3.43	21,740.60	09:45:14	978498	0	Bullish	Bullish	46.83		2.17	48,538.50
09:46:15	835236	58730	Bullish	Bullish	8.44		3.74	21,742.75	09:46:15	1096809	118311	Bullish	Bullish	82.09		2.31	48,563.30
09:47:14	835236	0	Bullish	Bullish	9.59		3.74	21,738.65	09:47:14	1161416	64607	Bullish	Bullish	81.82		2.51	48,556.55
09:48:15	835236	0	Bullish	Bullish	5.59		3.74	21,734.05	09:48:15	1161416	0	Bullish	Bullish	77.08		2.51	48,544.05
09:49:14	864335	29099	Bullish	Bullish	23.62		3.97	21,749.95	09:49:14	1352807	191391	Bullish	Bullish	122.80		2.89	48,602.25


Nifty ATM		Current Expiry	Exp High :	21,887.10	85.65	Not Break	Resistanc	21800	BN ATM	Thursday		Exp High :	48,863.20	226.75	Not Break	Resistanc	48500
21800		2023-12-28	Exp Low :	21,542.90	135.10	Not Break	Support	21750	48500			Exp Low :	48,094.90	248.25	Not Break	Support	48500
Time	NET Oi	+▲-▼	Net Oi Signal	Price Action Signal	VWAP Diff	Strike	Nifty PCR	Nifty LTP	Time	NET Oi	+▲-▼	Net Oi Signal	Price Action Signal	VWAP Diff	Strike	BN PCR	BN LTP
09:50:14	884632	20297	Bullish	Bullish	18.88		4.04	21,749.10	09:50:14	1352807	0	Bullish	Bullish	115.54		2.89	48,591.70
09:51:15	884632	0	Bullish	Bullish	20.21		4.04	21,753.00	09:51:15	1352807	0	Bullish	Bullish	118.03		2.89	48,607.80
09:52:14	938980	54348	Bullish	Bullish	19.85		4.49	21,755.60	09:52:14	1486194	133387	Bullish	Bullish	113.39		3.32	48,611.75
09:53:13	938980	0	Bullish	Bullish	12.01		4.49	21,745.55	09:53:13	1535617	49423	Bullish	Bullish	86.55		3.4	48,565.40
09:54:15	938980	0	Bullish	Bullish	19.67		4.49	21,750.50	09:54:15	1535617	0	Bullish	Bullish	59.20		3.4	48,562.25
09:55:14	974076	35096	Bullish	Bullish	17.30		4.44	21,747.55	09:55:14	1532250	-3367	Bullish	Bullish	35.55		3.38	48,549.25
09:56:14	974076	0	Bullish	Bullish	18.08		4.44	21,748.20	09:56:14	1509765	-22485	Bullish	Bullish	43.11		3.35	48,553.85
09:57:15	974076	0	Bullish	Bearish	-9.07		4.44	21,736.60	09:57:15	1509765	0	Bullish	Bullish	18.99		3.35	48,517.45
09:58:15	930914	-43162	Bullish	Bearish	2.92		4.02	21,732.85	09:58:15	1490379	-19386	Bullish	Bearish	14.50		3.32	48,514.40
09:59:27	930914	0	Bullish	Bearish	-3.08		4.02	21,730.10	09:59:27	1388873	-101506	Bullish	Bearish	10.77		2.86	48,507.35
10:00:14	930914	0	Bullish	Bearish	-0.19		4.02	21,736.75	10:00:14	1388873	0	Bullish	Bearish	8.81		2.86	48,518.75
10:01:15	899833	-31081	Bullish	Bullish	5.23		3.65	21,738.05	10:01:15	1321813	-67060	Bullish	Bearish	25.97		2.6	48,516.15
10:02:14	933840	34007	Bullish	Bearish	1.10		3.75	21,735.85	10:02:14	1321817	4	Bullish	Bearish	7.16		2.6	48,520.95
10:03:14	933840	0	Bullish	Bearish	-2.21		3.75	21,727.90	10:03:14	1321817	0	Bullish	Bearish	-16.79	Buy 48800 PE	2.6	48,492.40
10:04:14	941287	7447	Bullish	Bearish	-3.57		3.78	21,721.45	10:04:14	1242980	-78837	Bullish	Bearish	-11.28		2.37	48,431.25
10:05:14	917361	-23926	Bullish	Bearish	-21.68	Buy 21900 PE	3.53	21,705.10	10:05:14	1238440	-4540	Bullish	Bearish	-112.57		2.37	48,379.35
10:06:16	917361	0	Bullish	Bearish	-34.57		3.53	21,701.35	10:06:16	1238440	0	Bullish	Bearish	-128.49		2.37	48,389.45
10:07:14	700713	-216648	Bullish	Bearish	-28.83		2.8	21,699.75	10:07:14	845487	-392953	Bullish	Bearish	-99.14		1.93	48,398.55
10:08:14	700713	0	Bullish	Bearish	-47.41		2.8	21,688.50	10:08:14	815742	-29745	Bullish	Bearish	-129.60		1.87	48,371.10
10:09:14	700713	0	Bullish	Bearish	-36.51		2.8	21,695.45	10:09:14	815742	0	Bullish	Bearish	-109.93		1.87	48,397.40
10:10:15	593194	-107519	Bullish	Bearish	-26.13		2.35	21,697.90	10:10:15	796548	-19194	Bullish	Bearish	-57.74		1.85	48,419.00
10:11:14	593194	0	Bullish	Bearish	-20.57		2.35	21,722.80	10:11:14	718137	-78411	Bullish	Bearish	-69.54		1.71	48,466.50
10:12:14	593194	0	Bullish	Bearish	-12.15		2.35	21,699.95	10:12:14	718137	0	Bullish	Bearish	-65.21		1.71	48,405.85
10:13:16	558500	-34694	Bullish	Bearish	-43.99		2.18	21,690.45	10:13:16	674282	-43855	Bullish	Bearish	-132.82		1.61	48,376.95
10:14:14	561780	3280	Bullish	Bearish	-40.02		2.19	21,686.70	10:14:14	674290	8	Bullish	Bearish	-124.97		1.61	48,369.70
10:15:14	561780	0	Bullish	Bearish	-41.72		2.19	21,692.55	10:15:14	674290	0	Bullish	Bearish	-125.70		1.61	48,391.50
10:16:17	551068	-10712	Bullish	Bearish	-29.23		2.08	21,691.90	10:16:17	614474	-59816	Bullish	Bearish	-87.88		1.53	48,395.60
10:17:16	551068	0	Bullish	Bearish	-32.07		2.08	21,702.80	10:17:16	665166	50692	Bullish	Bearish	-100.53		1.57	48,408.15
10:18:14	551068	0	Bullish	Bearish	-25.88		2.08	21,703.70	10:18:14	665166	0	Bullish	Bullish	-85.96		1.57	48,415.10
10:19:14	576130	25062	Bullish	Bullish	-20.56		2.13	21,707.65	10:19:14	665166	0	Bullish	Bullish	-68.53		1.57	48,424.85
10:20:14	549507	-26623	Bullish	Bullish	-15.96		2.03	21,704.85	10:20:14	704577	39411	Bullish	Bullish	-63.17		1.58	48,420.00
10:21:14	549507	0	Bullish	Bullish	-13.80		2.03	21,707.50	10:21:14	704577	0	Bullish	Bullish	-27.86		1.58	48,457.90
10:22:14	519024	-30483	Bullish	Bullish	-20.75		1.92	21,698.80	10:22:14	768862	64285	Bullish	Bullish	-42.09		1.61	48,424.25
10:23:14	553819	34795	Bullish	Bearish	-32.11		1.98	21,689.70	10:23:14	768862	0	Bullish	Bearish	-73.82		1.61	48,417.65
10:24:14	553819	0	Bullish	Bearish	-37.66		1.98	21,695.75	10:24:14	768862	0	Bullish	Bearish	-91.93		1.61	48,408.30
10:25:15	567852	14033	Bullish	Bullish	-16.27		1.99	21,705.25	10:25:15	760567	-8295	Bullish	Bullish	-32.12		1.6	48,436.05


Nifty ATM		Current Expiry	Exp High : 21,887.10	85.65	Not Break	Resistanc	21800	BN ATM	Thursday		Exp High : 48,863.20	226.75	Not Break	Resistanc	48500		
21800		2023-12-28	Exp Low : 21,542.90	135.10	Not Break	Support	21750	48500			Exp Low : 48,094.90	248.25	Not Break	Support	48500		
Time	NET Oi	+▲-▼	Net Oi Signal	Price Action Signal	VWAP Diff	Strike	Nifty PCR	Nifty LTP	Time	NET Oi	+▲-▼	Net Oi Signal	Price Action Signal	VWAP Diff	Strike	BN PCR	BN LTP
10:26:17	567852	0	Bullish	Bullish	-15.28		1.99	21,707.70	10:26:17	810055	49488	Bullish	Bullish	-41.48		1.64	48,436.35
10:27:14	567852	0	Bullish	Bullish	-23.94		1.99	21,699.15	10:27:14	810055	0	Bullish	Bullish	-66.01		1.64	48,429.40
10:28:15	586497	18645	Bullish	Bullish	-26.92		1.99	21,701.75	10:28:15	747947	-62108	Bullish	Bullish	-85.59		1.56	48,405.30
10:29:12	586497	0	Bullish	Bullish	-18.42		1.99	21,703.25	10:29:12	798216	50269	Bullish	Bullish	-84.67		1.6	48,408.60
10:30:14	586497	0	Bullish	Bullish	-14.42		1.99	21,703.35	10:30:14	798216	0	Bullish	Bullish	-61.54		1.6	48,412.15
10:31:15	630173	43676	Bullish	Bullish	-8.87		2.06	21,721.35	10:31:15	837798	39582	Bullish	Bullish	-73.14		1.63	48,438.85
10:32:15	628654	-1519	Bullish	Bullish	-5.82		2.06	21,713.15	10:32:15	785056	-52742	Bullish	Bullish	-57.89		1.57	48,431.55
10:33:14	628654	0	Bullish	Bullish	-14.78		2.06	21,708.40	10:33:14	785056	0	Bullish	Bearish	-93.59		1.57	48,396.65
10:34:15	654087	25433	Bullish	Bearish	-18.73		2.04	21,706.95	10:34:15	775257	-9799	Bullish	Bearish	-99.25		1.54	48,397.20
10:35:14	654087	0	Bullish	Bullish	-12.67		2.04	21,705.45	10:35:14	775253	-4	Bullish	Bullish	-51.99		1.54	48,428.60
10:36:15	654087	0	Bullish	Bullish	-11.55		2.04	21,705.90	10:36:15	775253	0	Bullish	Bullish	-44.24		1.54	48,431.10
10:37:14	655785	1698	Bullish	Bullish	-16.46		2.01	21,702.05	10:37:14	758282	-16971	Bullish	Bullish	-55.45		1.52	48,414.90
10:38:14	655785	0	Bullish	Bearish	-26.32		2.01	21,695.50	10:38:14	823977	65695	Bullish	Bearish	-65.21		1.56	48,397.50
10:39:15	655785	0	Bullish	Bearish	-18.26		2.01	21,700.15	10:39:15	823977	0	Bullish	Bearish	-43.88		1.56	48,422.30
10:40:14	653815	-1970	Bullish	Bearish	-23.06		2.01	21,698.25	10:40:14	823977	0	Bullish	Bearish	-70.69		1.56	48,416.95
10:41:14	656259	2444	Bullish	Bearish	-27.63		2.01	21,690.10	10:41:14	819249	-4728	Bullish	Bearish	-74.81		1.54	48,378.85
10:42:14	656259	0	Bullish	Bearish	-38.82		2.01	21,696.90	10:42:14	819247	-2	Bullish	Bearish	-103.84		1.54	48,407.65
10:43:14	660845	4586	Bullish	Bearish	-27.38		2.01	21,696.40	10:43:14	810849	-8398	Bullish	Bearish	-81.02		1.54	48,402.75
10:44:14	660845	0	Bullish	Bearish	-17.31		2.01	21,703.30	10:44:14	815558	4709	Bullish	Bearish	-56.04		1.54	48,410.90
10:45:14	660845	0	Bullish	Bearish	-23.02		2.01	21,700.45	10:45:14	815548	-10	Bullish	Bearish	-63.10		1.54	48,412.15
10:46:14	637185	-23660	Bullish	Bearish	-25.30		1.94	21,700.45	10:46:14	789215	-26333	Bullish	Bullish	-66.07		1.5	48,410.85
10:47:14	653842	16657	Bullish	Bearish	-20.56		1.96	21,703.40	10:47:14	789238	23	Bullish	Bullish	-44.27		1.5	48,418.30
10:48:14	653842	0	Bullish	Bullish	-14.77		1.96	21,706.45	10:48:14	789238	0	Bullish	Bullish	-44.27		1.5	48,435.90
10:49:14	627833	-26009	Bullish	Bullish	-10.09		1.89	21,709.70	10:49:14	789238	0	Bullish	Bullish	7.30		1.5	48,465.95
10:50:14	655441	27608	Bullish	Bullish	-11.83		1.93	21,707.05	10:50:14	808381	19143	Bullish	Bullish	2.35		1.51	48,452.40
10:51:14	655441	0	Bullish	Bullish	-14.58		1.93	21,714.55	10:51:14	808381	0	Bullish	Bullish	-18.42		1.51	48,454.20
10:52:15	688498	33057	Bullish	Bullish	-4.81		1.98	21,712.30	10:52:15	808381	0	Bullish	Bullish	-7.51		1.51	48,461.45
10:53:14	669571	-18927	Bullish	Bullish	-11.40		1.93	21,710.45	10:53:14	815164	6783	Bullish	Bullish	-20.10		1.5	48,452.50
10:54:14	669571	0	Bullish	Bullish	-17.66		1.93	21,701.60	10:54:14	815153	-11	Bullish	Bullish	-47.14		1.5	48,427.45
10:55:15	669571	0	Bullish	Bearish	-20.04		1.93	21,694.60	10:55:15	835468	20315	Bullish	Bearish	-48.65		1.51	48,403.35
10:56:14	658945	-10626	Bullish	Bearish	-30.77		1.88	21,695.65	10:56:14	791713	-43755	Bullish	Bearish	-100.73		1.47	48,382.35
10:57:14	658945	0	Bullish	Bearish	-27.07		1.88	21,694.70	10:57:14	791713	0	Bullish	Bearish	-96.90		1.47	48,390.60
10:58:14	649001	-9944	Bullish	Bearish	-21.80		1.86	21,700.35	10:58:14	776662	-15051	Bullish	Bearish	-74.20		1.46	48,399.95
10:59:14	647462	-1539	Bullish	Bearish	-21.74		1.86	21,687.50	10:59:14	777410	748	Bullish	Bearish	-68.21		1.46	48,388.10
11:00:14	647462	0	Bullish	Bearish	-28.94		1.86	21,694.45	11:00:14	777410	0	Bullish	Bearish	-66.17		1.46	48,401.25
11:01:15	640649	-6813	Bullish	Bearish	-29.10		1.85	21,691.35	11:01:15	777410	0	Bullish	Bearish	-62.91		1.46	48,404.40


Nifty ATM		Current Expiry	Exp High : 21,887.10	85.65	Not Break	Resistanc	21800	BN ATM	Thursday		Exp High : 48,863.20	226.75	Not Break	Resistanc	48500		
21800		2023-12-28	Exp Low : 21,542.90	135.10	Not Break	Support	21750	48500			Exp Low : 48,094.90	248.25	Not Break	Support	48500		
Time	NET Oi	+▲-▼	Net Oi Signal	Price Action Signal	VWAP Diff	Strike	Nifty PCR	Nifty LTP	Time	NET Oi	+▲-▼	Net Oi Signal	Price Action Signal	VWAP Diff	Strike	BN PCR	BN LTP
11:02:14	640649	0	Bullish	Bearish	-28.85		1.85	21,693.80	11:02:14	807406	29996	Bullish	Bearish	-52.39		1.47	48,409.10
11:03:16	640649	0	Bullish	Bearish	-21.68		1.85	21,699.60	11:03:16	807406	0	Bullish	Bearish	-45.20		1.47	48,425.90
11:04:13	640649	0	Bullish	Bearish	-29.65		1.85	21,692.60	11:04:13	790064	-17342	Bullish	Bearish	-70.91		1.46	48,399.60
11:05:14	661850	21201	Bullish	Bearish	-29.57		1.86	21,694.10	11:05:14	859289	69225	Bullish	Bearish	-55.31		1.5	48,416.05
11:06:14	661850	0	Bullish	Bearish	-24.84		1.86	21,694.70	11:06:14	859289	0	Bullish	Bearish	-55.31		1.5	48,419.40
11:07:14	661850	0	Bullish	Bearish	-21.37		1.86	21,696.55	11:07:14	934056	74767	Bullish	Bearish	-38.91		1.54	48,421.95
11:08:14	677387	15537	Bullish	Bullish	-21.37		1.88	21,699.75	11:08:14	934108	52	Bullish	Bullish	-38.91		1.54	48,422.80
11:09:15	677387	0	Bullish	Bullish	-8.51		1.88	21,717.50	11:09:15	934109	1	Bullish	Bullish	-8.76		1.54	48,475.75
11:10:14	780673	103286	Bullish	Bullish	14.95	Buy 21500 CE	2.12	21,736.80	11:10:14	934109	0	Bullish	Bullish	56.18	Buy 48200 CE	1.54	48,535.95
11:11:14	780673	0	Bullish	Bullish	15.07		2.12	21,740.00	11:11:14	1152387	218278	Bullish	Bullish	41.62		1.74	48,515.60
11:12:14	780673	0	Bullish	Bullish	20.14		2.12	21,737.05	11:12:14	1152387	0	Bullish	Bullish	39.72		1.74	48,512.65
11:13:14	887061	106388	Bullish	Bullish	20.14		2.27	21,739.90	11:13:14	1152387	0	Bullish	Bullish	39.72		1.74	48,515.20
11:14:16	957145	70084	Bullish	Bullish	18.29		2.53	21,733.70	11:14:16	1228083	75696	Bullish	Bullish	49.40		1.79	48,504.05
11:15:14	957145	0	Bullish	Bullish	24.30		2.53	21,735.95	11:15:14	1228083	0	Bullish	Bullish	81.12		1.79	48,522.45
11:16:16	931201	-25944	Bullish	Bullish	6.89		2.43	21,730.20	11:16:16	1228229	146	Bullish	Bullish	81.12		1.79	48,502.60
11:17:15	936677	5476	Bullish	Bullish	6.89		2.44	21,729.50	11:17:15	1228229	0	Bullish	Bullish	39.38		1.79	48,493.35
11:18:14	936677	0	Bullish	Bullish	6.89		2.44	21,727.30	11:18:14	1228229	0	Bullish	Bullish	50.67		1.79	48,500.95
11:19:14	934649	-2028	Bullish	Bullish	5.39		2.43	21,725.45	11:19:14	1207465	-20764	Bullish	Bullish	37.82		1.74	48,497.05
11:20:08	900473	-34176	Bullish	Bullish	6.46		2.31	21,725.90	11:20:08	1207519	54	Bullish	Bullish	24.57		1.74	48,498.50
11:21:14	900473	0	Bullish	Bullish	9.09		2.31	21,727.90	11:21:14	1207519	0	Bullish	Bullish	47.45		1.74	48,509.15
11:22:24	916403	15930	Bullish	Bullish	8.40		2.33	21,729.30	11:22:24	1207518	-1	Bullish	Bullish	24.57		1.74	48,509.40
11:23:17	886250	-30153	Bullish	Bearish	10.80		2.24	21,724.60	11:23:17	1175655	-31863	Bullish	Bearish	-2.60		1.7	48,484.00
11:24:16	886250	0	Bullish	Bearish	6.04		2.24	21,723.90	11:24:16	1175655	0	Bullish	Bearish	7.37		1.7	48,480.00
11:25:15	886250	0	Bullish	Bearish	8.23		2.24	21,729.00	11:25:15	1143478	-32177	Bullish	Bearish	27.40		1.67	48,491.10
11:26:14	884712	-1538	Bullish	Bearish	8.05		2.21	21,726.95	11:26:14	1126022	-17456	Bullish	Bearish	19.75		1.66	48,495.20
11:27:14	884712	0	Bullish	Bearish	11.97		2.21	21,731.65	11:27:14	1126016	-6	Bullish	Bearish	17.40		1.66	48,501.75
11:28:13	866756	-17956	Bullish	Bearish	13.88		2.16	21,733.95	11:28:13	1126016	0	Bullish	Bearish	27.18		1.66	48,503.40
11:29:14	875778	9022	Bullish	Bullish	15.90		2.17	21,731.20	11:29:14	1089108	-36908	Bullish	Bearish	29.12		1.62	48,496.45
11:30:14	875778	0	Bullish	Bearish	15.90		2.17	21,727.85	11:30:14	1089108	0	Bullish	Bearish	29.12		1.62	48,479.15
11:31:14	901366	25588	Bullish	Bullish	10.12		2.21	21,730.45	11:31:14	1094146	5038	Bullish	Bearish	19.75		1.62	48,485.85
11:32:15	896066	-5300	Bullish	Bullish	14.37		2.19	21,738.95	11:32:15	1063715	-30431	Bullish	Bearish	8.03		1.59	48,496.00
11:33:14	896066	0	Bullish	Bullish	18.24		2.19	21,736.80	11:33:14	1063715	0	Bullish	Bearish	31.65		1.59	48,497.30
11:34:15	917116	21050	Bullish	Bullish	23.38		2.22	21,739.10	11:34:15	1089356	25641	Bullish	Bearish	27.18		1.61	48,500.10
11:35:14	923273	6157	Bullish	Bullish	15.90		2.24	21,733.55	11:35:14	1089818	462	Bullish	Bearish	17.41		1.61	48,482.10
11:36:14	923273	0	Bullish	Bullish	18.87		2.24	21,734.55	11:36:14	1089818	0	Bullish	Bearish	19.32		1.61	48,483.55
11:37:14	909953	-13320	Bullish	Bullish	21.63		2.2	21,743.60	11:37:14	1089818	0	Bullish	Bullish	31.71		1.61	48,505.55


Nifty ATM		Current Expiry	Exp High : 21,887.10	85.65	Not Break	Resistanc	21800	BN ATM	Thursday		Exp High : 48,863.20	226.75	Not Break	Resistanc	48500		
21800		2023-12-28	Exp Low : 21,542.90	135.10	Not Break	Support	21750	48500			Exp Low : 48,094.90	248.25	Not Break	Support	48500		
Time	NET Oi	+▲-▼	Net Oi Signal	Price Action Signal	VWAP Diff	Strike	Nifty PCR	Nifty LTP	Time	NET Oi	+▲-▼	Net Oi Signal	Price Action Signal	VWAP Diff	Strike	BN PCR	BN LTP
11:38:14	928121	18168	Bullish	Bullish	20.77		2.22	21,741.30	11:38:14	1091473	1655	Bullish	Bullish	24.06		1.6	48,491.70
11:39:14	928121	0	Bullish	Bullish	20.81		2.22	21,739.25	11:39:14	1091473	0	Bullish	Bearish	16.54		1.6	48,489.50
11:40:15	918074	-10047	Bullish	Bullish	22.82		2.19	21,738.20	11:40:15	1091473	0	Bullish	Bearish	30.93		1.6	48,493.70
11:41:14	926026	7952	Bullish	Bullish	19.82		2.2	21,736.80	11:41:14	1080932	-10541	Bullish	Bearish	34.30		1.59	48,502.00
11:42:14	926026	0	Bullish	Bullish	22.14		2.2	21,739.20	11:42:14	1080934	2	Bullish	Bullish	34.30		1.59	48,498.95
11:43:16	907700	-18326	Bullish	Bullish	22.42		2.15	21,737.60	11:43:16	1136071	55137	Bullish	Bullish	53.25		1.63	48,508.55
11:44:14	924001	16301	Bullish	Bullish	17.35		2.17	21,733.15	11:44:14	1136072	1	Bullish	Bullish	19.32		1.63	48,497.00
11:45:15	924001	0	Bullish	Bearish	12.35		2.17	21,733.35	11:45:15	1136072	0	Bullish	Bullish	29.97		1.63	48,503.15
11:46:14	927194	3193	Bullish	Bearish	15.46		2.16	21,733.40	11:46:14	1134779	-1293	Bullish	Bullish	1.30		1.62	48,497.90
11:47:14	927194	0	Bullish	Bearish	14.55		2.16	21,735.30	11:47:14	1138794	4015	Bullish	Bearish	1.30		1.63	48,497.75
11:48:14	927194	0	Bullish	Bearish	20.81		2.16	21,733.15	11:48:14	1138794	0	Bullish	Bullish	27.42		1.63	48,491.50
11:49:15	933885	6691	Bullish	Bearish	15.05		2.17	21,733.55	11:49:15	1138794	0	Bullish	Bullish	30.93		1.63	48,494.55
11:50:14	917914	-15971	Bullish	Bearish	13.51		2.13	21,732.80	11:50:14	1108291	-30503	Bullish	Bearish	34.30		1.6	48,489.80
11:51:15	917914	0	Bullish	Bearish	22.14		2.13	21,735.55	11:51:15	1108291	0	Bullish	Bullish	44.26		1.6	48,505.95
11:52:18	922005	4091	Bullish	Bearish	18.81		2.13	21,731.75	11:52:18	1139362	31071	Bullish	Bullish	42.53		1.63	48,493.20
11:53:14	905716	-16289	Bullish	Bearish	15.98		2.09	21,729.00	11:53:14	1153394	14032	Bullish	Bearish	32.93		1.63	48,488.15
11:54:16	905716	0	Bullish	Bearish	14.03		2.09	21,729.70	11:54:16	1153387	-7	Bullish	Bearish	53.25		1.63	48,480.45
11:55:14	892305	-13411	Bullish	Bearish	12.95		2.06	21,729.95	11:55:14	1116732	-36655	Bullish	Bearish	20.37		1.6	48,485.50
11:56:14	897611	5306	Bullish	Bearish	15.79		2.06	21,734.20	11:56:14	1139071	22339	Bullish	Bearish	29.97		1.61	48,495.30
11:57:14	897611	0	Bullish	Bearish	9.87		2.06	21,731.40	11:57:14	1139071	0	Bullish	Bearish	-0.19		1.61	48,489.50
11:58:14	895295	-2316	Bullish	Bearish	14.55		2.04	21,732.50	11:58:14	1135014	-4057	Bullish	Bearish	28.40		1.61	48,482.70
11:59:14	895295	0	Bullish	Bearish	16.20		2.04	21,733.05	11:59:14	1135039	25	Bullish	Bearish	20.89		1.61	48,494.55
12:00:14	895295	0	Bullish	Bearish	15.13		2.04	21,731.35	12:00:14	1135039	0	Bullish	Bearish	35.22		1.61	48,491.60
12:01:14	895295	0	Bullish	Bearish	18.81		2.04	21,732.20	12:01:14	1135039	0	Bullish	Bullish	38.99		1.61	48,492.45
12:02:14	895819	524	Bullish	Bearish	18.81		2.03	21,731.30	12:02:14	1113350	-21689	Bullish	Bearish	30.22		1.59	48,492.50
12:03:14	895819	0	Bullish	Bullish	12.57		2.03	21,737.40	12:03:14	1113352	2	Bullish	Bullish	35.09		1.59	48,514.85
12:04:14	895819	0	Bullish	Bearish	18.51		2.03	21,732.10	12:04:14	1113352	0	Bullish	Bearish	51.14		1.59	48,501.10
12:05:16	907312	11493	Bullish	Bullish	15.98		2.05	21,734.75	12:05:16	1150078	36726	Bullish	Bullish	34.37		1.63	48,494.40
12:06:14	907312	0	Bullish	Bullish	15.98		2.05	21,739.75	12:06:14	1150134	56	Bullish	Bullish	34.21		1.63	48,507.55
12:07:15	915379	8067	Bullish	Bullish	20.08		2.05	21,739.75	12:07:15	1079321	-70813	Bullish	Bullish	26.60		1.57	48,507.55
12:08:14	915379	0	Bullish	Bullish	20.42		2.05	21,738.45	12:08:14	1107295	27974	Bullish	Bullish	23.23		1.58	48,497.45
12:09:14	915379	0	Bullish	Bullish	19.49		2.05	21,736.55	12:09:14	1107303	8	Bullish	Bearish	32.66		1.58	48,491.95
12:10:14	915379	0	Bullish	Bullish	9.87		2.05	21,738.30	12:10:14	1107303	0	Bullish	Bearish	28.99		1.58	48,480.80
12:11:14	908077	-7302	Bullish	Bullish	19.73		2.02	21,738.30	12:11:14	1108457	1154	Bullish	Bearish	28.96		1.58	48,480.80
12:12:15	908077	0	Bullish	Bullish	16.20		2.02	21,735.20	12:12:15	1108457	0	Bullish	Bearish	16.53		1.58	48,477.95
12:13:14	908077	0	Bullish	Bearish	15.13		2.02	21,729.15	12:13:14	1127230	18773	Bullish	Bearish	15.18		1.59	48,484.80

Nifty ATM		Current Expiry	Exp High : 21,887.10	85.65	Not Break	Resistanc	21800	BN ATM	Thursday		Exp High : 48,863.20	226.75	Not Break	Resistanc	48500		
21800		2023-12-28	Exp Low : 21,542.90	135.10	Not Break	Support	21750	48500			Exp Low : 48,094.90	248.25	Not Break	Support	48500		
Time	NET Oi	+▲-▼	Net Oi Signal	Price Action Signal	VWAP Diff	Strike	Nifty PCR	Nifty LTP	Time	NET Oi	+▲-▼	Net Oi Signal	Price Action Signal	VWAP Diff	Strike	BN PCR	BN LTP
12:14:14	896212	-11865	Bullish	Bearish	12.36		1.98	21,729.40	12:14:14	1143646	16416	Bullish	Bearish	23.59		1.61	48,481.85
12:15:14	896212	0	Bullish	Bearish	9.77		1.98	21,723.90	12:15:14	1143646	0	Bullish	Bearish	5.41		1.61	48,470.60
12:16:16	894957	-1255	Bullish	Bearish	7.31		1.98	21,729.05	12:16:16	1139825	-3821	Bullish	Bearish	35.09		1.61	48,474.80
12:17:14	896316	1359	Bullish	Bullish	7.31		1.98	21,733.05	12:17:14	1144488	4663	Bullish	Bearish	18.82		1.61	48,482.10
12:18:14	896316	0	Bullish	Bearish	16.66		1.98	21,733.45	12:18:14	1144490	2	Bullish	Bearish	34.21		1.61	48,475.40
12:19:14	914141	17825	Bullish	Bearish	11.09		2	21,733.30	12:19:14	1144490	0	Bullish	Bearish	26.60		1.61	48,478.00
12:20:14	914141	0	Bullish	Bearish	14.33		2	21,738.65	12:20:14	1151215	6725	Bullish	Bearish	28.99		1.61	48,486.05
12:21:14	914141	0	Bullish	Bullish	14.33		2	21,739.95	12:21:14	1151215	0	Bullish	Bearish	34.52		1.61	48,490.80
12:22:14	911836	-2305	Bullish	Bullish	16.33		1.99	21,737.90	12:22:14	1156752	5537	Bullish	Bullish	32.63		1.61	48,496.40
12:23:14	932967	21131	Bullish	Bullish	19.85		2.01	21,743.30	12:23:14	1145856	-10896	Bullish	Bullish	37.85		1.6	48,495.05
12:24:14	932967	0	Bullish	Bullish	12.36		2.01	21,744.30	12:24:14	1145856	0	Bullish	Bullish	33.46		1.6	48,500.05
12:25:14	932967	0	Bullish	Bullish	23.88		2.01	21,751.45	12:25:14	1145856	0	Bullish	Bullish	40.42		1.6	48,523.00
12:26:14	1002303	69336	Bullish	Bullish	27.10		2.15	21,751.05	12:26:14	1161768	15912	Bullish	Bullish	5.41		1.61	48,518.10
12:27:14	1002303	0	Bullish	Bullish	27.10		2.15	21,751.05	12:27:14	1161768	0	Bullish	Bullish	55.43		1.61	48,518.10
12:28:15	1031111	28808	Bullish	Bullish	29.24		2.18	21,749.85	12:28:15	1159446	-2322	Bullish	Bullish	58.03		1.61	48,514.95
12:29:14	1070331	39220	Bullish	Bullish	37.98		2.29	21,765.10	12:29:14	1167885	8439	Bullish	Bullish	79.22		1.61	48,543.05
12:30:15	1070331	0	Bullish	Bullish	40.18		2.29	21,764.10	12:30:15	1167885	0	Bullish	Bullish	75.26		1.61	48,536.95
12:31:17	1218292	147961	Bullish	Bullish	42.47		2.78	21,764.10	12:31:17	1167885	0	Bullish	Bullish	67.02		1.61	48,536.95
12:32:15	1227665	9373	Bullish	Bullish	39.61		2.79	21,762.60	12:32:15	1186719	18834	Bullish	Bullish	37.85		1.63	48,531.70
12:33:15	1227665	0	Bullish	Bullish	40.02		2.79	21,763.70	12:33:15	1186719	0	Bullish	Bullish	33.46		1.63	48,530.20
12:34:16	1227665	0	Bullish	Bullish	37.21		2.79	21,764.55	12:34:16	1186719	0	Bullish	Bullish	69.18		1.63	48,539.60
12:35:15	1275625	47960	Bullish	Bullish	37.92		2.91	21,761.65	12:35:15	1188091	1372	Bullish	Bullish	66.07		1.63	48,532.95
12:36:15	1275625	0	Bullish	Bullish	35.73		2.91	21,761.80	12:36:15	1188091	0	Bullish	Bullish	57.95		1.63	48,529.85
12:37:15	1274434	-1191	Bullish	Bullish	28.32		2.9	21,756.85	12:37:15	1183451	-4640	Bullish	Bullish	51.29		1.63	48,519.80
12:38:14	1267198	-7236	Bullish	Bullish	39.61		2.87	21,760.45	12:38:14	1157260	-26191	Bullish	Bullish	66.92		1.6	48,529.45
12:39:52	1267198	0	Bullish	Bullish	37.57		2.87	21,761.85	12:39:52	1157262	2	Bullish	Bullish	70.10		1.6	48,535.00
12:40:14	1267198	0	Bullish	Bullish	37.57		2.87	21,761.85	12:40:14	1157262	0	Bullish	Bullish	70.10		1.6	48,535.00
12:41:15	1260082	-7116	Bullish	Bullish	34.59		2.81	21,761.00	12:41:15	1175279	18017	Bullish	Bullish	85.71		1.61	48,534.95
12:42:15	1260082	0	Bullish	Bearish	33.53		2.81	21,760.75	12:42:15	1175279	0	Bullish	Bearish	62.73		1.61	48,531.55
12:43:14	1250622	-9460	Bullish	Bearish	31.40		2.76	21,760.15	12:43:14	1175279	0	Bullish	Bearish	57.95		1.61	48,530.05
12:44:15	1250963	341	Bullish	Bearish	34.17		2.77	21,758.80	12:44:15	1139998	-35281	Bullish	Bearish	51.29		1.59	48,530.80
12:45:16	1250963	0	Bullish	Bearish	31.86		2.77	21,760.95	12:45:16	1140117	119	Bullish	Bearish	65.25		1.59	48,531.55
12:46:14	1250963	0	Bullish	Bullish	34.98		2.77	21,765.00	12:46:14	1136305	-3812	Bullish	Bearish	69.09		1.58	48,529.85
12:47:15	1247507	-3456	Bullish	Bearish	35.83		2.74	21,764.40	12:47:15	1160543	24238	Bullish	Bearish	74.66		1.6	48,534.90
12:48:14	1247507	0	Bullish	Bullish	41.77		2.74	21,766.15	12:48:14	1160543	0	Bullish	Bullish	85.71		1.6	48,565.15
12:49:15	1238092	-9415	Bullish	Bullish	39.47		2.71	21,768.20	12:49:15	1160543	0	Bullish	Bullish	98.52		1.6	48,563.05

Nifty ATM		Current Expiry	Exp High : 21,887.10	85.65	Not Break	Resistanc	21800	BN ATM	Thursday		Exp High : 48,863.20	226.75	Not Break	Resistanc	48500		
21800		2023-12-28	Exp Low : 21,542.90	135.10	Not Break	Support	21750	48500			Exp Low : 48,094.90	248.25	Not Break	Support	48500		
Time	NET Oi	+▲-▼	Net Oi Signal	Price Action Signal	VWAP Diff	Strike	Nifty PCR	Nifty LTP	Time	NET Oi	+▲-▼	Net Oi Signal	Price Action Signal	VWAP Diff	Strike	BN PCR	BN LTP
12:50:14	1222798	-15294	Bullish	Bullish	31.40		2.69	21,764.75	12:50:14	1225402	64859	Bullish	Bullish	93.44		1.66	48,563.25
12:51:14	1222798	0	Bullish	Bearish	34.17		2.69	21,753.00	12:51:14	1225402	0	Bullish	Bullish	93.53		1.66	48,555.00
12:52:14	1226077	3279	Bullish	Bearish	32.64		2.7	21,750.30	12:52:14	1225402	0	Bullish	Bullish	93.53		1.66	48,542.35
12:53:14	1192378	-33699	Bullish	Bearish	34.98		2.65	21,753.25	12:53:14	1207872	-17530	Bullish	Bearish	69.09		1.65	48,531.95
12:54:14	1192378	0	Bullish	Bearish	19.19		2.65	21,749.10	12:54:14	1207878	6	Bullish	Bearish	74.66		1.65	48,515.55
12:55:14	1203445	11067	Bullish	Bearish	15.49		2.67	21,752.05	12:55:14	1195582	-12296	Bullish	Bearish	52.15		1.63	48,527.05
12:56:15	1184114	-19331	Bullish	Bearish	16.69		2.6	21,753.70	12:56:15	1267781	72199	Bullish	Bearish	53.93		1.67	48,527.30
12:57:14	1184114	0	Bullish	Bearish	17.40		2.6	21,755.95	12:57:14	1267787	6	Bullish	Bullish	58.53		1.67	48,531.90
12:58:14	1184114	0	Bullish	Bearish	18.45		2.6	21,757.00	12:58:14	1267787	0	Bullish	Bearish	56.56		1.67	48,526.90
12:59:15	1153292	-30822	Bullish	Bearish	20.56		2.49	21,759.35	12:59:15	1275658	7871	Bullish	Bullish	71.68		1.67	48,554.85
13:00:13	1153292	0	Bullish	Bearish	18.63		2.49	21,754.65	13:00:13	1275658	0	Bullish	Bullish	60.11		1.67	48,537.20
13:01:14	1125151	-28141	Bullish	Bearish	11.68		2.41	21,751.10	13:01:14	1275658	0	Bullish	Bearish	93.53		1.67	48,523.00
13:02:15	1125151	0	Bullish	Bearish	12.69		2.41	21,754.85	13:02:15	1248417	-27241	Bullish	Bearish	46.17		1.64	48,534.25
13:03:14	1125151	0	Bullish	Bearish	13.17		2.41	21,758.15	13:03:14	1248396	-21	Bullish	Bearish	49.14		1.64	48,542.60
13:04:14	1134575	9424	Bullish	Bullish	17.15		2.42	21,756.85	13:04:14	1248396	0	Bullish	Bearish	50.46		1.64	48,538.90
13:05:15	1113102	-21473	Bullish	Bullish	16.12		2.36	21,753.25	13:05:15	1267490	19094	Bullish	Bearish	55.70		1.65	48,537.25
13:06:14	1113102	0	Bullish	Bullish	17.40		2.36	21,754.40	13:06:14	1267490	0	Bullish	Bullish	58.92		1.65	48,542.40
13:07:15	1113102	0	Bullish	Bullish	13.46		2.36	21,757.00	13:07:15	1277698	10208	Bullish	Bullish	51.63		1.65	48,546.30
13:08:14	1105413	-7689	Bullish	Bullish	15.87		2.33	21,757.65	13:08:14	1246204	-31494	Bullish	Bullish	62.71		1.63	48,552.10
13:09:14	1105413	0	Bullish	Bullish	12.89		2.33	21,757.95	13:09:14	1246208	4	Bullish	Bullish	61.14		1.63	48,561.10
13:10:15	1104887	-526	Bullish	Bullish	20.98		2.33	21,760.55	13:10:15	1246208	0	Bullish	Bullish	86.25		1.63	48,577.90
13:11:15	1101849	-3038	Bullish	Bullish	16.12		2.32	21,761.75	13:11:15	1302527	56319	Bullish	Bullish	87.07		1.67	48,579.40
13:12:15	1101849	0	Bullish	Bullish	23.85		2.32	21,763.20	13:12:15	1302527	0	Bullish	Bullish	58.92		1.67	48,574.05
13:13:15	1081918	-19931	Bullish	Bullish	22.91		2.27	21,763.50	13:13:15	1302527	0	Bullish	Bullish	86.47		1.67	48,582.25
13:14:14	1081918	0	Bullish	Bullish	27.72		2.27	21,769.25	13:14:14	1302965	438	Bullish	Bullish	92.18		1.66	48,599.25
13:15:14	1081918	0	Bullish	Bullish	33.13		2.27	21,769.10	13:15:14	1302965	0	Bullish	Bullish	61.14		1.66	48,590.90
13:16:15	1081918	0	Bullish	Bullish	20.98		2.27	21,766.40	13:16:15	1302965	0	Bullish	Bullish	87.39		1.66	48,584.50
13:17:13	1110120	28202	Bullish	Bullish	23.56		2.33	21,762.15	13:17:13	1291301	-11664	Bullish	Bullish	74.03		1.65	48,561.10
13:18:15	1110120	0	Bullish	Bullish	20.25		2.33	21,761.30	13:18:15	1291301	0	Bullish	Bullish	74.16		1.65	48,566.85
13:19:14	1110120	0	Bullish	Bullish	16.07		2.33	21,759.25	13:19:14	1291301	0	Bullish	Bullish	86.47		1.65	48,548.15
13:20:14	1114493	4373	Bullish	Bullish	27.72		2.35	21,760.05	13:20:14	1333981	42680	Bullish	Bullish	92.18		1.68	48,560.65
13:21:15	1114493	0	Bullish	Bullish	18.85		2.35	21,757.85	13:21:15	1333981	0	Bullish	Bullish	67.99		1.68	48,559.85
13:22:15	1095395	-19098	Bullish	Bullish	17.22		2.3	21,759.55	13:22:15	1333981	0	Bullish	Bearish	54.49		1.68	48,556.35
13:23:16	1102279	6884	Bullish	Bearish	23.56		2.31	21,760.25	13:23:16	1371529	37548	Bullish	Bearish	61.30		1.71	48,569.40
13:24:14	1102279	0	Bullish	Bearish	20.25		2.31	21,758.50	13:24:14	1371529	0	Bullish	Bearish	66.15		1.71	48,563.10
13:25:14	1102279	0	Bullish	Bearish	20.25		2.31	21,754.40	13:25:14	1371529	0	Bullish	Bearish	59.14		1.71	48,565.90

Nifty ATM		Current Expiry	Exp High : 21,887.10	85.65	Not Break	Resistanc	21800	BN ATM	Thursday		Exp High : 48,863.20	226.75	Not Break	Resistanc	48500		
21800		2023-12-28	Exp Low : 21,542.90	135.10	Not Break	Support	21750	48500			Exp Low : 48,094.90	248.25	Not Break	Support	48500		
Time	NET Oi	+▲-▼	Net Oi Signal	Price Action Signal	VWAP Diff	Strike	Nifty PCR	Nifty LTP	Time	NET Oi	+▲-▼	Net Oi Signal	Price Action Signal	VWAP Diff	Strike	BN PCR	BN LTP
13:26:15	1073392	-28887	Bullish	Bearish	12.63		2.26	21,753.65	13:26:15	1356956	-14573	Bullish	Bearish	62.54		1.69	48,564.40
13:27:14	1073392	0	Bullish	Bearish	16.07		2.26	21,753.65	13:27:14	1356956	0	Bullish	Bearish	62.54		1.69	48,564.40
13:28:14	1073392	0	Bullish	Bearish	10.12		2.26	21,753.15	13:28:14	1356956	0	Bullish	Bearish	29.68		1.69	48,541.80
13:29:15	1057312	-16080	Bullish	Bearish	3.19		2.22	21,740.35	13:29:15	1327801	-29155	Bullish	Bearish	46.61		1.69	48,510.50
13:30:14	1057312	0	Bullish	Bearish	2.94		2.22	21,750.30	13:30:14	1327788	-13	Bullish	Bearish	67.99		1.69	48,535.60
13:31:18	1076447	19135	Bullish	Bearish	13.01		2.27	21,752.65	13:31:18	1327788	0	Bullish	Bearish	65.84		1.69	48,555.65
13:32:15	1058707	-17740	Bullish	Bearish	13.01		2.25	21,755.10	13:32:15	1375640	47852	Bullish	Bullish	58.23		1.74	48,555.15
13:33:14	1058707	0	Bullish	Bearish	18.40		2.25	21,749.85	13:33:14	1375640	0	Bullish	Bearish	61.30		1.74	48,553.15
13:34:15	1049367	-9340	Bullish	Bearish	11.11		2.22	21,748.60	13:34:15	1375640	0	Bullish	Bullish	57.09		1.74	48,560.50
13:35:15	1049367	0	Bullish	Bearish	2.97		2.22	21,749.35	13:35:15	1356347	-19293	Bullish	Bearish	40.34		1.71	48,542.80
13:36:14	1049367	0	Bullish	Bearish	16.30		2.22	21,750.20	13:36:14	1356342	-5	Bullish	Bearish	66.15		1.71	48,544.60
13:37:14	1049367	0	Bullish	Bearish	16.30		2.22	21,746.00	13:37:14	1356342	0	Bullish	Bearish	25.01		1.71	48,527.50
13:38:15	1066074	16707	Bullish	Bearish	0.18		2.23	21,744.20	13:38:15	1365966	9624	Bullish	Bearish	10.04		1.72	48,524.90
13:39:14	1066074	0	Bullish	Bearish	12.63		2.23	21,748.05	13:39:14	1351274	-14692	Bullish	Bearish	60.95		1.71	48,547.05
13:40:14	1066074	0	Bullish	Bearish	15.20		2.23	21,748.20	13:40:14	1351274	0	Bullish	Bearish	42.96		1.71	48,547.15
13:41:14	1075667	9593	Bullish	Bearish	6.89		2.25	21,751.90	13:41:14	1366178	14904	Bullish	Bullish	29.68		1.71	48,546.10
13:42:14	1075667	0	Bullish	Bullish	10.90		2.25	21,755.35	13:42:14	1366178	0	Bullish	Bullish	36.84		1.71	48,551.25
13:43:14	1075667	0	Bullish	Bullish	2.94		2.25	21,756.60	13:43:14	1366178	0	Bullish	Bullish	48.62		1.71	48,556.95
13:44:14	1062807	-12860	Bullish	Bearish	2.94		2.22	21,750.80	13:44:14	1308638	-57540	Bullish	Bearish	42.09		1.67	48,544.10
13:45:16	1062807	0	Bullish	Bearish	13.01		2.22	21,748.75	13:45:16	1308637	-1	Bullish	Bearish	30.22		1.67	48,539.90
13:46:15	1048763	-14044	Bullish	Bullish	5.28		2.18	21,750.85	13:46:15	1308146	-491	Bullish	Bearish	32.53		1.67	48,535.30
13:47:15	1058558	9795	Bullish	Bearish	4.50		2.2	21,744.95	13:47:15	1304897	-3249	Bullish	Bearish	9.40		1.66	48,525.65
13:48:14	1058558	0	Bullish	Bullish	13.01		2.2	21,750.15	13:48:14	1304897	0	Bullish	Bearish	36.30		1.66	48,534.40
13:49:15	1058558	0	Bullish	Bearish	7.17		2.2	21,748.25	13:49:15	1304897	0	Bullish	Bearish	23.62		1.66	48,522.10
13:50:16	1062091	3533	Bullish	Bullish	11.11		2.2	21,749.95	13:50:16	1330184	25287	Bullish	Bearish	18.30		1.67	48,519.75
13:51:14	1062091	0	Bullish	Bullish	4.64		2.2	21,751.30	13:51:14	1330184	0	Bullish	Bearish	57.09		1.67	48,520.30
13:52:13	1062091	0	Bullish	Bullish	11.11		2.2	21,752.65	13:52:13	1330184	0	Bullish	Bearish	57.09		1.67	48,516.20
13:53:15	1056661	-5430	Bullish	Bullish	6.04		2.18	21,753.95	13:53:15	1368388	38204	Bullish	Bearish	12.77		1.69	48,521.55
13:54:14	1056661	0	Bullish	Bullish	9.43		2.18	21,753.00	13:54:14	1368377	-11	Bullish	Bearish	12.77		1.69	48,520.40
13:55:14	1056661	0	Bullish	Bearish	7.90		2.18	21,753.30	13:55:14	1368377	0	Bullish	Bearish	27.92		1.69	48,502.80
13:56:14	1042971	-13690	Bullish	Bearish	8.29		2.15	21,754.70	13:56:14	1412855	44478	Bullish	Bearish	27.92		1.71	48,508.85
13:57:14	1042971	0	Bullish	Bullish	7.79		2.15	21,751.45	13:57:14	1412836	-19	Bullish	Bearish	33.68		1.71	48,505.70
13:58:15	1024077	-18894	Bullish	Bullish	6.88		2.1	21,752.05	13:58:15	1412836	0	Bullish	Bearish	18.36		1.71	48,511.50
13:59:14	1015756	-8321	Bullish	Bearish	4.37		2.1	21,750.00	13:59:14	1410056	-2780	Bullish	Bearish	8.99		1.71	48,496.95
14:00:15	1015756	0	Bullish	Bearish	3.64		2.1	21,744.90	14:00:15	1410056	0	Bullish	Bearish	10.22		1.71	48,488.55
14:01:16	1015756	0	Bullish	Bullish	8.21		2.1	21,755.25	14:01:16	1410056	0	Bullish	Bearish	42.96		1.71	48,527.65

Nifty ATM		Current Expiry	Exp High : 21,887.10	85.65	Not Break	Resistanc	21800	BN ATM	Thursday		Exp High : 48,863.20	226.75	Not Break	Resistanc	48500		
21800		2023-12-28	Exp Low : 21,542.90	135.10	Not Break	Support	21750	48500			Exp Low : 48,094.90	248.25	Not Break	Support	48500		
Time	NET Oi	+▲-▼	Net Oi Signal	Price Action Signal	VWAP Diff	Strike	Nifty PCR	Nifty LTP	Time	NET Oi	+▲-▼	Net Oi Signal	Price Action Signal	VWAP Diff	Strike	BN PCR	BN LTP
14:02:14	1031670	15914	Bullish	Bullish	11.22		2.13	21,755.25	14:02:14	1399182	-10874	Bullish	Bearish	24.03		1.72	48,520.70
14:03:14	1031670	0	Bullish	Bullish	10.90		2.13	21,754.40	14:03:14	1399165	-17	Bullish	Bearish	24.97		1.72	48,513.90
14:04:14	1031670	0	Bullish	Bullish	19.69		2.13	21,764.25	14:04:14	1399165	0	Bullish	Bullish	54.14		1.72	48,558.70
14:05:15	1007447	-24223	Bullish	Bullish	27.09		2.11	21,771.30	14:05:15	1314424	-84741	Bullish	Bullish	69.14		1.68	48,582.30
14:06:15	1007447	0	Bullish	Bullish	6.91		2.11	21,767.75	14:06:15	1314424	0	Bullish	Bullish	61.93		1.68	48,557.60
14:07:15	1007447	0	Bullish	Bullish	16.60		2.11	21,760.40	14:07:15	1314424	0	Bullish	Bullish	49.84		1.68	48,541.00
14:08:14	1033326	25879	Bullish	Bullish	5.28		2.18	21,761.15	14:08:14	1257562	-56862	Bullish	Bullish	32.53		1.64	48,544.50
14:09:14	1033326	0	Bullish	Bullish	25.46		2.18	21,765.30	14:09:14	1257562	0	Bullish	Bullish	67.60		1.64	48,567.70
14:10:14	1011166	-22160	Bullish	Bullish	23.18		2.13	21,765.45	14:10:14	1198459	-59103	Bullish	Bullish	62.66		1.59	48,566.00
14:11:16	1012694	1528	Bullish	Bullish	20.54		2.13	21,757.40	14:11:16	1187049	-11410	Bullish	Bullish	71.41		1.58	48,552.55
14:12:15	1012694	0	Bullish	Bullish	12.83		2.13	21,754.15	14:12:15	1187073	24	Bullish	Bullish	58.90		1.58	48,537.45
14:13:14	1020529	7835	Bullish	Bullish	9.51		2.14	21,753.35	14:13:14	1187073	0	Bullish	Bullish	19.41		1.58	48,541.90
14:14:15	1020746	217	Bullish	Bearish	7.90		2.14	21,752.45	14:14:15	1101094	-85979	Bullish	Bullish	24.83		1.54	48,539.55
14:15:15	1020746	0	Bullish	Bearish	8.29		2.14	21,749.30	14:15:15	1101094	0	Bullish	Bearish	20.28		1.54	48,510.80
14:16:14	1020746	0	Bullish	Bearish	8.28		2.14	21,753.45	14:16:14	1101082	-12	Bullish	Bearish	-14.01		1.54	48,490.70
14:17:17	1017745	-3001	Bullish	Bearish	6.88		2.12	21,750.80	14:17:17	1049054	-52028	Bullish	Bearish	-2.63		1.51	48,494.65
14:18:14	1017745	0	Bullish	Bearish	9.26		2.12	21,752.20	14:18:14	1049054	0	Bullish	Bearish	-8.47		1.51	48,502.00
14:19:15	1017745	0	Bullish	Bearish	10.50		2.12	21,745.90	14:19:15	1049054	0	Bullish	Bearish	-0.40		1.51	48,477.75
14:20:14	980919	-36826	Bullish	Bearish	5.93		2.06	21,743.40	14:20:14	1011723	-37331	Bullish	Bearish	-28.50	Buy 48800 PE	1.49	48,472.55
14:21:14	980919	0	Bullish	Bearish	11.22		2.06	21,741.60	14:21:14	1011710	-13	Bullish	Bearish	24.03	Buy 48200 CE	1.49	48,477.60
14:22:16	1016319	35400	Bullish	Bearish	12.26		2.14	21,745.65	14:22:16	1011710	0	Bullish	Bearish	-8.37		1.49	48,484.70
14:23:16	1004838	-11481	Bullish	Bearish	3.45		2.13	21,745.65	14:23:16	1176732	165022	Bullish	Bearish	-10.90		1.58	48,484.70
14:24:14	1004838	0	Bullish	Bearish	9.58		2.13	21,752.70	14:24:14	1176732	0	Bullish	Bearish	69.14		1.58	48,509.90
14:25:14	1004838	0	Bullish	Bearish	12.01		2.13	21,753.30	14:25:14	1176732	0	Bullish	Bearish	0.10		1.58	48,504.50
14:26:15	985346	-19492	Bullish	Bullish	5.44		2.1	21,753.45	14:26:15	1171403	-5329	Bullish	Bearish	49.84		1.58	48,512.80
14:27:14	985346	0	Bullish	Bullish	7.02		2.1	21,757.25	14:27:14	1171403	0	Bullish	Bearish	-0.87		1.58	48,518.10
14:28:14	985346	0	Bullish	Bullish	10.35		2.1	21,756.05	14:28:14	1171403	0	Bullish	Bearish	10.31		1.58	48,506.45
14:29:14	993818	8472	Bullish	Bullish	16.82		2.12	21,758.35	14:29:14	1150457	-20946	Bullish	Bullish	62.66		1.56	48,514.95
14:30:15	993818	0	Bullish	Bullish	17.12		2.12	21,756.55	14:30:15	1150457	0	Bullish	Bullish	71.41		1.56	48,521.40
14:31:14	993818	0	Bullish	Bearish	7.75		2.12	21,751.75	14:31:14	1150457	0	Bullish	Bearish	-5.51		1.56	48,483.60
14:32:14	1011097	17279	Bullish	Bullish	7.53		2.17	21,747.70	14:32:14	1134933	-15524	Bullish	Bullish	-15.74		1.56	48,489.05
14:33:14	1011097	0	Bullish	Bullish	9.51		2.17	21,755.25	14:33:14	1134987	54	Bullish	Bullish	11.01		1.56	48,504.10
14:34:14	1011097	0	Bullish	Bullish	10.32		2.17	21,754.35	14:34:14	1134987	0	Bullish	Bullish	-4.85		1.56	48,493.85
14:35:16	1027758	16661	Bullish	Bullish	9.18		2.19	21,754.75	14:35:16	1172172	37185	Bullish	Bearish	-15.34		1.57	48,483.65
14:36:14	1027758	0	Bullish	Bullish	8.99		2.19	21,752.05	14:36:14	1172172	0	Bullish	Bullish	-21.74	Buy 48800 PE	1.57	48,486.60
14:37:14	1027758	0	Bullish	Bullish	7.86		2.19	21,755.70	14:37:14	1172172	0	Bullish	Bearish	-13.10		1.57	48,504.10


Nifty ATM		Current Expiry	Exp High : 21,887.10	85.65	Not Break	Resistanc	21800	BN ATM	Thursday		Exp High : 48,863.20	226.75	Not Break	Resistanc	48500		
21800		2023-12-28	Exp Low : 21,542.90	135.10	Not Break	Support	21750	48500			Exp Low : 48,094.90	248.25	Not Break	Support	48500		
Time	NET Oi	+▲-▼	Net Oi Signal	Price Action Signal	VWAP Diff	Strike	Nifty PCR	Nifty LTP	Time	NET Oi	+▲-▼	Net Oi Signal	Price Action Signal	VWAP Diff	Strike	BN PCR	BN LTP
14:38:14	1034925	7167	Bullish	Bullish	9.26		2.19	21,756.30	14:38:14	1274514	102342	Bullish	Bearish	-2.94		1.63	48,499.75
14:39:16	1034925	0	Bullish	Bearish	7.89		2.19	21,749.50	14:39:16	1274587	73	Bullish	Bearish	-6.23		1.63	48,470.65
14:40:15	1034925	0	Bullish	Bearish	-2.41		2.19	21,749.45	14:40:15	1274587	0	Bullish	Bearish	-27.98		1.63	48,483.90
14:41:14	1007403	-27522	Bullish	Bearish	2.45		2.16	21,742.85	14:41:14	1285322	10735	Bullish	Bearish	-32.34		1.65	48,449.75
14:42:15	1007403	0	Bullish	Bearish	-0.16		2.16	21,742.85	14:42:15	1285322	0	Bullish	Bearish	-10.90		1.65	48,449.75
14:43:15	1007403	0	Bullish	Bearish	4.44		2.16	21,752.75	14:43:15	1285322	0	Bullish	Bearish	-32.58		1.65	48,480.70
14:44:14	1024612	17209	Bullish	Bearish	12.01		2.21	21,750.50	14:44:14	1248953	-36369	Bullish	Bearish	-27.29		1.65	48,466.65
14:45:14	1024612	0	Bullish	Bullish	7.02		2.21	21,748.00	14:45:14	1248953	0	Bullish	Bearish	-0.87		1.65	48,477.70
14:46:14	1024612	0	Bullish	Bearish	8.10		2.21	21,753.75	14:46:14	1248953	0	Bullish	Bearish	-25.16		1.65	48,485.65
14:47:15	1003313	-21299	Bullish	Bearish	17.12		2.18	21,751.55	14:47:15	1276308	27355	Bullish	Bearish	-34.33		1.66	48,469.95
14:48:14	1003313	0	Bullish	Bearish	-2.24		2.18	21,745.70	14:48:14	1276307	-1	Bullish	Bearish	13.88		1.66	48,456.30
14:49:14	1003313	0	Bullish	Bearish	-3.13		2.18	21,741.85	14:49:14	1276307	0	Bullish	Bearish	-45.49		1.66	48,450.05
14:50:15	987508	-15805	Bullish	Bearish	-14.05	Buy 21900 PE	2.17	21,736.75	14:50:15	1256414	-19893	Bullish	Bearish	-80.17		1.67	48,425.30
14:51:14	987508	0	Bullish	Bearish	-2.00		2.17	21,741.05	14:51:14	1256414	0	Bullish	Bearish	-54.03		1.67	48,454.00
14:52:14	987508	0	Bullish	Bearish	-6.69		2.17	21,741.25	14:52:14	1256414	0	Bullish	Bearish	-55.42		1.67	48,455.15
14:53:15	982360	-5148	Bullish	Bearish	9.18		2.25	21,744.10	14:53:15	1279362	22948	Bullish	Bearish	-15.34		1.7	48,452.05
14:54:15	982360	0	Bullish	Bullish	-4.97		2.25	21,746.40	14:54:15	1279362	0	Bullish	Bullish	-45.36		1.7	48,462.50
14:55:17	982360	0	Bullish	Bullish	-6.61		2.25	21,745.35	14:55:17	1279332	-30	Bullish	Bullish	-56.73		1.7	48,463.35
14:56:14	1025380	43020	Bullish	Bullish	-0.99		2.34	21,753.65	14:56:14	1221628	-57704	Bullish	Bullish	-26.43		1.66	48,496.85
14:57:16	1025380	0	Bullish	Bullish	7.03		2.34	21,755.60	14:57:16	1221616	-12	Bullish	Bullish	-12.24		1.66	48,523.20
14:58:15	1025380	0	Bullish	Bullish	7.89		2.34	21,758.30	14:58:15	1221616	0	Bullish	Bullish	-3.09		1.66	48,509.40
14:59:15	1068794	43414	Bullish	Bullish	13.60	Buy 21600 CE	2.52	21,764.85	14:59:15	1242125	20509	Bullish	Bullish	13.63		1.73	48,517.90
15:00:14	1068794	0	Bullish	Bullish	10.86		2.52	21,761.30	15:00:14	1242125	0	Bullish	Bullish	-32.34		1.73	48,515.85
15:01:15	1068794	0	Bullish	Bullish	12.31		2.52	21,773.80	15:01:15	1242125	0	Bullish	Bullish	10.22		1.73	48,520.85
15:02:14	1080756	11962	Bullish	Bullish	12.31		2.61	21,771.45	15:02:14	1124917	-117208	Bullish	Bullish	-32.34		1.65	48,520.45
15:03:14	1080756	0	Bullish	Bullish	4.20		2.61	21,760.90	15:03:14	1124917	0	Bullish	Bullish	1.03		1.65	48,462.65
15:04:14	1080756	0	Bullish	Bullish	15.16		2.61	21,766.05	15:04:14	1124917	0	Bullish	Bullish	-5.12		1.65	48,473.85
15:05:14	1007949	-72807	Bullish	Bullish	14.03		2.42	21,770.85	15:05:14	1071956	-52961	Bullish	Bullish	-5.41		1.64	48,492.05
15:06:15	1007949	0	Bullish	Bullish	15.62		2.42	21,774.05	15:06:15	1071956	0	Bullish	Bullish	-6.96		1.64	48,495.15
15:07:14	1007949	0	Bullish	Bullish	20.05		2.42	21,775.90	15:07:14	1071956	0	Bullish	Bullish	-14.66		1.64	48,495.25
15:08:14	925455	-82494	Bullish	Bullish	4.44		2.3	21,775.65	15:08:14	1047872	-24084	Bullish	Bullish	-14.75		1.67	48,499.60
15:09:14	925455	0	Bullish	Bullish	22.44		2.3	21,777.90	15:09:14	1047872	0	Bullish	Bearish	-14.64		1.67	48,481.20
15:10:17	925455	0	Bullish	Bullish	22.81		2.3	21,780.40	15:10:17	1047872	0	Bullish	Bearish	-29.22		1.67	48,503.30
15:11:16	916438	-9017	Bullish	Bullish	4.26		2.39	21,775.35	15:11:16	986492	-61380	Bullish	Bearish	-14.47		1.69	48,483.45
15:12:14	916438	0	Bullish	Bullish	19.98		2.39	21,773.55	15:12:14	986492	0	Bullish	Bearish	-15.36		1.69	48,486.95
15:13:15	916438	0	Bullish	Bullish	20.09		2.39	21,772.95	15:13:15	986492	0	Bullish	Bearish	-34.33		1.69	48,472.25









Nifty ATM	Nifty Spot	Nifty Pre O	Nifty Open	Nifty High	Nifty Low	India VIX	Current Expiry	Exp High	21,887.10	85.65	Not Break	Resistanc	21800	BN ATM	BN Spot	BN Pre CL	BN Open	BN High	BN Low	India VIX	Thursday	Exp High	48,863.20	226.75	Not Break	Resistanc	48500		
21800	21,778.70	21654.75	21,715.00	21,801.45	21,678.00	15.14	2023-12-28	Exp Low	21,642.90	135.10	Not Break	Support	21750	48500	48,508.55	48,282.20	48,479.05	48,636.45	48,343.15	15.14		Exp Low	48,094.90	248.25	Not Break	Support	48500		
Time	Call COI (Bearish ▼)	Call COI (+▲▼)	Short Covering	Put COI (Bullish ▲)	Put COI (+▲▼)	Long UW	NET Oi	+▲▼	Net Oi Signal	Price Action Signal	VWAP Diff	Strike	Nifty PCR	Nifty LTP	Time	Call COI (Bearish ▼)	Call COI (+▲▼)	Short Covering	Put COI (Bullish ▲)	Put COI (+▲▼)	Long Unwinding	NET Oi	+▲▼	Net Oi Signal	Price Action Signal	VWAP Diff	Strike	BN PCR	BN LTP
09:15:15	73707	0	0	585692	0	0	511985	0	Bullish	Wait	92.85	7.95	21,715.00	09:15:15	-68639	0	0	648419	0	0	717058	0	Bullish	Wait	221.18	100	48,479.05		
09:16:15	-26335	-100042	Short C	583489	-2203	Long UW	609824	97839	Bullish	Wait	15.12	100	21,712.80	09:16:15	-90922	-22283	Short C	648419	0	0	739341	22283	Bullish	Wait	-1.69	100	48,451.65		
09:17:14	-26335	0	0	583489	0	0	609824	0	Bullish	Wait	1.97	100	21,721.25	09:17:14	-90922	0	0	648350	-69	0	739272	-69	Bullish	Wait	-0.98	100	48,445.75		
09:18:14	-26335	0	0	583489	0	0	609824	0	Bullish	Wait	92.85	Buy 21500 CE	100	21,718.10	09:18:14	-90922	0	0	648350	0	0	739272	0	Bullish	Wait	-2.87	100	48,432.45	
09:19:15	-19309	7026	0	633924	50435	0	653233	43409	Bullish	Wait	7.14	100	21,722.40	09:19:15	-24578	66344	0	863839	215489	0	888417	149145	Bullish	Wait	-0.80	100	48,423.35		
09:20:14	46318	65627	0	736549	102625	0	690231	36998	Bullish	Wait	92.85	15.9	21,720.50	09:20:14	119275	143853	0	906903	43064	0	787628	-100789	Bullish	Wait	221.18	Buy 48100 CE	7.6	48,431.40	
09:20:55	46318	0	0	736549	0	0	690231	0	Bullish	Wait	3.07	15.9	21,730.15	09:20:55	119275	0	0	906903	0	0	787628	0	Bullish	Wait	-1.69	7.6	48,464.80		
09:21:14	46318	0	0	736549	0	0	690231	0	Bullish	Wait	3.07	15.9	21,730.15	09:21:14	119275	0	0	906903	0	0	787628	0	Bullish	Wait	-1.69	7.6	48,464.80		
09:22:15	110423	64105	0	736549	0	0	626126	-64105	Bullish	Wait	16.12	6.67	21,736.05	09:22:15	157615	38340	0	1107734	200831	0	950119	162491	Bullish	Wait	62.27	7.03	48,517.45		
09:23:18	125566	15143	0	854518	117969	0	728952	102826	Bullish	Wait	16.23	6.81	21,740.60	09:23:18	246149	88534	0	1145796	38062	0	899647	-50472	Bullish	Wait	83.06	4.65	48,543.45		
09:24:17	125566	0	0	854518	0	0	728952	0	Bullish	Wait	18.11	6.81	21,734.10	09:24:17	246149	0	0	1145796	0	0	899647	0	Bullish	Wait	221.18	4.65	48,549.70		
09:25:16	146224	20658	0	909188	54670	0	762964	34012	Bullish	Wait	14.36	6.22	21,738.30	09:25:16	223815	-22334	Short C	1300285	154489	0	1076470	176823	Bullish	Wait	90.54	5.81	48,579.10		
09:26:14	146275	51	0	924978	15790	0	778703	15739	Bullish	Wait	1.97	6.32	21,735.50	09:26:14	225012	1197	0	1367167	66882	0	1142155	65685	Bullish	Wait	91.24	6.08	48,572.05		
09:27:15	146275	0	0	924978	0	0	778703	0	Bullish	Bullish	92.85	6.32	21,732.20	09:27:15	225012	0	0	1367167	0	0	1142155	0	Bullish	Bullish	-0.98	6.08	48,553.00		
09:28:14	190047	43772	0	924978	0	0	734931	-43772	Bullish	Bullish	5.69	4.87	21,731.70	09:28:14	225012	0	0	1477286	110119	0	1252274	110119	Bullish	Bullish	-48.31	6.57	48,537.20		
09:29:14	190047	0	0	981102	56124	0	791055	56124	Bullish	Bullish	13.34	5.16	21,734.75	09:29:14	331388	106376	0	1542706	65420	0	1211318	-40956	Bullish	Bullish	58.44	4.66	48,546.60		
09:30:14	190047	0	0	981102	0	0	791055	0	Bullish	Bullish	6.35	5.16	21,731.50	09:30:14	331388	0	0	1542706	0	0	1211318	0	Bullish	Bullish	221.18	4.66	48,523.30		
09:31:14	217758	27711	0	1022188	41086	0	804430	13375	Bullish	Bullish	5.22	4.69	21,741.75	09:31:14	415449	84061	0	1542706	0	0	1127257	-84061	Bullish	Bullish	46.99	3.71	48,545.80		
09:32:14	217758	0	0	1022188	0	0	804430	0	Bullish	Bullish	92.85	4.69	21,739.45	09:32:14	459905	44456	0	1647283	104577	0	1187378	60121	Bullish	Bullish	23.66	3.58	48,530.40		
09:33:14	217758	0	0	1022188	0	0	804430	0	Bullish	Bullish	7.14	4.69	21,739.35	09:33:14	459905	0	0	1647283	0	0	1187378	0	Bullish	Bullish	-7.08	3.58	48,493.15		
09:34:14	227469	9711	0	1065333	43145	0	837864	33434	Bullish	Bullish	8.36	4.68	21,738.55	09:34:14	509315	49410	0	1710533	63250	0	1201218	13840	Bullish	Bullish	0.46	3.36	48,501.05		
09:35:15	227659	190	0	1066547	1214	0	838888	1024	Bullish	Bearish	4.48	4.68	21,719.75	09:35:15	564032	54717	0	1718084	7551	0	1154052	-47166	Bullish	Bearish	13.23	3.05	48,468.50		
09:36:14	236704	9045	0	1066547	0	0	829843	-9045	Bullish	Bearish	14.36	4.51	21,730.25	09:36:14	584225	20193	0	1718084	0	0	1133859	-20193	Bullish	Bearish	-34.79	Buy 48800 PE	2.94	48,462.10	
09:37:14	243198	6494	0	1066478	-69	0	823280	-6563	Bullish	Bearish	-5.55	4.39	21,723.95	09:37:14	584225	0	0	1709146	-8938	Long UW	1124921	-8938	Bullish	Bearish	-28.19	2.93	48,447.25		
09:38:15	251462	8264	0	1064556	-1922	Long UW	813094	-10186	Bullish	Bearish	-4.33	4.23	21,725.40	09:38:15	679014	94789	0	1692178	-16968	Long UW	1013164	-111757	Bullish	Bearish	-21.14	2.49	48,462.60		
09:39:14	251462	0	0	1064556	0	0	813094	0	Bullish	Bearish	-6.68	4.23	21,723.15	09:39:14	686347	7333	0	1692178	0	0	1005831	-7333	Bullish	Bearish	-7.08	2.47	48,435.55		
09:40:15	272625	21163	0	1064556	0	0	791931	-21163	Bullish	Bearish	-4.21	3.9	21,723.65	09:40:15	760154	73807	0	1692178	0	0	932024	-73807	Bullish	Bearish	-19.28	2.23	48,460.00		
09:41:14	294403	21778	0	1079791	15235	0	785388	-6543	Bullish	Bearish	-3.64	3.67	21,723.75	09:41:14	769012	8858	0	1753568	61390	0	984556	52532	Bullish	Bearish	3.46	2.28	48,484.30		
09:42:14	294403	0	0	1079791	0	0	785388	0	Bullish	Bearish	-8.62	3.67	21,723.30	09:42:14	769012	0	0	1753568	0	0	984556	0	Bullish	Bearish	3.46	2.28	48,487.45		
09:43:15	319809	25406	0	1079791	0	0	759982	-25406	Bullish	Bearish	-6.77	3.38	21,729.05	09:43:15	835376	66364	0	1753568	0	0	918192	-66364	Bullish	Bearish	-9.62	2.1	48,474.10		
09:44:13	319809	0	0	1096315	16524	0	76506	16524	Bullish	Bearish	14.52	3.43	21,736.80	09:44:13	835376	0	0	1813874	60306	0	978498	60306	Bullish	Bearish	36.28	Buy 48200 CE	2.17	48,513.20	
09:45:14	319809	0	0	1096315	0	0	76506	0	Bullish	Bullish	8.88	3.43	21,740.60	09:45:14	835376	0	0	1813874	0	0	978498	0	Bullish	Bullish	46.83	2.17	48,538.50		
09:46:15	304425	-15384	Short C	1139661	43346	0	835236	58730	Bullish	Bullish	8.44	3.74	21,742.75	09:46:15	835376	0	0	1932185	118311	0	1096809	118311	Bullish	Bullish	82.09	2.31	48,563.30		
09:47:14	304425	0	0	1139661	0	0	835236	0	Bullish	Bullish	9.59	3.74	21,738.65	09:47:14	770769	-64607	Short C	1932185	0	0	1161416	64607	Bullish	Bullish	81.82	2.51	48,556.55		
09:48:15	304425	0	0	1139661	0	0	835236	0	Bullish	Bullish	5.59	3.74	21,734.05	09:48:15	770769	0	0	1932185	0	0	1161416	0	Bullish	Bullish	77.08	2.51	48,544.05		
09:49:14	290683	-13742	Short C	1155018	15357	0	864335	29099	Bullish	Bullish	23.62	3.97	21,749.95	09:49:14	714780	-55989	Short C	2067587	135402	0	1352807	191391	Bullish	Bullish	122.80	2.89	48,602.25		
09:50:14	290683	0	0	1155315	20297	0	884632	20297	Bullish	Bullish	18.88	4.04	21,749.10	09:50:14	714780	0	0	2067587	0	0	1352807	0	Bullish	Bullish	115.54	2.89	48,591.70		
09:51:15	290683	0	0	1155315	0	0	884632	0	Bullish	Bullish	20.21	4.04	21,753.00	09:51:15	714780	0	0	2067587	0	0	1352807	0	Bullish	Bullish	118.03	2.89	48,607.80		
09:52:14	269206	-21477	Short C	1208186	32871	0	938980	54348	Bullish	Bullish	19.85	4.49	21,755.60	09:52:14	639849	-74931	Short C	2126043	58456	0	1486194	133387	Bullish	Bullish	113.39	3.32	48,611.75		
09:53:13	269206	0	0	1208186	0	0	938980	0	Bullish	Bullish	12.01	4.49	21,745.55	09:53:13	639849	0	0	2175466	49423	0	1535617	49423	Bullish	Bullish	86.55	3.4	48,565.40		
09:54:15	269206	0	0	1208186	0	0	938980	0	Bullish	Bullish	19.67	4.49	21,750.50	09:54:15	639849	0	0	2175466	0	0	1535617	0	Bullish	Bullish	59.20	3.4	48,562.25		
09:55:14	283501	14295	0	1257577	49391	0	974076	35096	Bullish	Bullish	17.30	4.44	21,747.55	09:55:14	643216	3367	0	2175466	0	0	1532250	-3367	Bullish	Bullish	35.55	3.38	48,549.25		
09:56:14	283501	0	0	1257577	0	0	974076	0	Bullish	Bullish	18.08	4.44	21,748.20	09:56:14	643216	0	0	2152981	-22485	Long UW	1509765	-22485	Bullish	Bullish	43.11	3.35	48,553.85		
09:57:15	283501	0	0	1257577	0	0	974076	0	Bullish																				



Nifty ATM	Nifty Spot	Nifty Pre CL	Nifty Open	Nifty High	Nifty Low	India VIX	Current Expiry	Exp High	21,887.10	85.65	Not Break	Resistanc	21800	BN ATM	BN Spot	BN Pre CL	BN Open	BN High	BN Low	India VIX	Thursday	Exp High	48,863.20	226.75	Not Break	Resistanc	48500		
21800	21,778.70	21654.75	21,715.00	21,801.45	21,678.00	15.14	2023-12-28	Exp Low	21,542.90	135.10	Not Break	Support	21750	48500	48,508.55	48,282.20	48,479.05	48,636.45	48,343.15	15.14	Observer	Exp Low	48,094.90	248.25	Not Break	Support	48500		
Time	Call COI (Bearish ▼)	Call COI (+▲▼)	Short Covering	Put COI (Bullish ▲)	Put COI (+▲▼)	Long UW	NET Oi	+▲▼	Net Oi Signal	Price Action Signal	VWAP Diff	Strike	Nifty PCR	Nifty LTP	Time	Call COI (Bearish ▼)	Call COI (+▲▼)	Short Covering	Put COI (Bullish ▲)	Put COI (+▲▼)	Long Unwinding	NET Oi	+▲▼	Net Oi Signal	Price Action Signal	VWAP Diff	Strike	BN PCR	BN LTP
10:16:17	508172	35688		1059240	24956		551068	-10712	Bullish	Bearish	-29.23	2.08	21,691.90	10:16:17	1165665	59816		1780139	▲		614474	-59816	Bullish	Bearish	-87.88	1.53	48,395.60		
10:17:16	508172	0		1059240	0		551068	0	Bullish	Bearish	-32.07	2.08	21,702.80	10:17:16	1165665	0		1830831	0	50692	665166	50692	Bullish	Bearish	-100.53	1.57	48,408.15		
10:18:14	508172	0		1059240	0		551068	0	Bullish	Bearish	-25.88	2.08	21,703.70	10:18:14	1165665	0		1830831	0		665166	0	Bullish	Bullish	-85.96	1.57	48,415.10		
10:19:14	508172	0		1084302	25062		576130	25062	Bullish	Bullish	-20.56	2.13	21,707.65	10:19:14	1165665	0		1830831	0		665166	0	Bullish	Bullish	-68.53	1.57	48,424.85		
10:20:14	534795	26623		1084302	0		549507	-26623	Bullish	Bullish	-15.96	2.03	21,704.85	10:20:14	1223947	58282		1928524	97693		704577	39411	Bullish	Bullish	-63.17	1.58	48,420.00		
10:21:14	534795	0		1084302	0		549507	0	Bullish	Bullish	-13.80	2.03	21,707.50	10:21:14	1223947	0		1928524	0		704577	0	Bullish	Bullish	-27.86	1.58	48,457.90		
10:22:14	565278	30483		1084302	0		519024	-30483	Bullish	Bullish	-20.75	1.92	21,698.80	10:22:14	1266196	42249		2035058	106534		768862	64285	Bullish	Bullish	-42.09	1.61	48,424.25		
10:23:14	565278	0		1119097	34795		553819	34795	Bullish	Bearish	-32.11	1.98	21,689.70	10:23:14	1266196	0		2035058	0		768862	0	Bullish	Bearish	-73.82	1.61	48,417.65		
10:24:14	565278	0		1119097	0		553819	0	Bullish	Bearish	-37.66	1.98	21,695.75	10:24:14	1266196	0		2035058	0		768862	0	Bullish	Bearish	-91.93	1.61	48,408.30		
10:25:15	573019	7741		1140871	21774		567852	14033	Bullish	Bullish	-16.27	1.99	21,705.25	10:25:15	1274491	8295		2035058	0		760567	-8295	Bullish	Bullish	-32.12	1.6	48,436.05		
10:26:17	573019	0		1140871	0		567852	0	Bullish	Bullish	-15.28	1.99	21,707.70	10:26:17	1274491	0		2084546	49488		810055	49488	Bullish	Bullish	-41.48	1.64	48,436.35		
10:27:14	573019	0		1140871	0		567852	0	Bullish	Bullish	-23.94	1.99	21,699.15	10:27:14	1274491	0		2084546	0		810055	0	Bullish	Bullish	-66.01	1.64	48,429.40		
10:28:15	593049	20030		1179546	38675		586497	18645	Bullish	Bullish	-26.92	1.99	21,701.75	10:28:15	1336599	62108		2084546	0		747947	-62108	Bullish	Bullish	-85.59	1.56	48,405.30		
10:29:12	593049	0		1179546	0		586497	0	Bullish	Bullish	-18.42	1.99	21,703.25	10:29:12	1336599	0		2134815	50269		798216	50269	Bullish	Bullish	-84.67	1.6	48,408.60		
10:30:14	593049	0		1179546	0		586497	0	Bullish	Bullish	-14.42	1.99	21,703.35	10:30:14	1336599	0		2134815	0		798216	0	Bullish	Bullish	-61.54	1.6	48,412.15		
10:31:15	593049	0		1223222	43676		630173	43676	Bullish	Bullish	-8.87	2.06	21,721.35	10:31:15	1336599	0		2174397	39582		837798	39582	Bullish	Bullish	-73.14	1.63	48,438.85		
10:32:15	594568	1519		1223222	0		628654	-1519	Bullish	Bullish	-5.82	2.06	21,713.15	10:32:15	1389341	52742		2174397	0		785056	-52742	Bullish	Bullish	-57.89	1.57	48,431.55		
10:33:14	594568	0		1223222	0		628654	0	Bullish	Bullish	-14.78	2.06	21,708.40	10:33:14	1389341	0		2174397	0		785056	0	Bullish	Bearish	-93.59	1.57	48,396.65		
10:34:15	627423	32855		1281510	58288		654087	25433	Bullish	Bearish	-18.73	2.04	21,706.95	10:34:15	1444466	55125		2219723	45326		775257	-9799	Bullish	Bearish	-99.25	1.54	48,397.20		
10:35:14	627423	0		1281510	0		654087	0	Bullish	Bullish	-12.67	2.04	21,705.45	10:35:14	1444466	0		2219719	-4		775253	-4	Bullish	Bullish	-51.99	1.54	48,428.60		
10:36:15	627423	0		1281510	0		654087	0	Bullish	Bullish	-11.55	2.04	21,705.90	10:36:15	1444466	0		2219719	0		775253	0	Bullish	Bullish	-44.24	1.54	48,431.10		
10:37:14	649855	22432		1305640	24130		655785	1698	Bullish	Bullish	-16.46	2.01	21,702.05	10:37:14	1461437	16971		2219719	0		758282	-16971	Bullish	Bullish	-55.45	1.52	48,414.90		
10:38:14	649855	0		1305640	0		655785	0	Bullish	Bearish	-26.32	2.01	21,695.50	10:38:14	1461306	-131		2285283	65564		823977	65695	Bullish	Bearish	-65.21	1.56	48,397.50		
10:39:15	649855	0		1305640	0		655785	0	Bullish	Bearish	-18.26	2.01	21,700.15	10:39:15	1461306	0		2285283	0		823977	0	Bullish	Bearish	-43.88	1.56	48,422.30		
10:40:14	649855	0		1303670	-1970	Long UW	653815	-1970	Bullish	Bearish	-23.06	2.01	21,698.25	10:40:14	1461306	0		2285283	0		823977	0	Bullish	Bearish	-70.69	1.56	48,416.95		
10:41:14	647411	-2444	Short C	1303670	0		656259	2444	Bullish	Bearish	-27.63	2.01	21,690.10	10:41:14	1506402	45096		2325651	40368		819249	-4728	Bullish	Bearish	-74.81	1.54	48,378.85		
10:42:14	647411	0		1303670	0		656259	0	Bullish	Bearish	-38.82	2.01	21,696.90	10:42:14	1506402	0		2325649	-2		819247	-2	Bullish	Bearish	-103.84	1.54	48,407.65		
10:43:14	654916	7505		1315761	12091		660845	4586	Bullish	Bearish	-27.38	2.01	21,696.40	10:43:14	1514800	8398		2325649	0		810849	-8398	Bullish	Bearish	-81.02	1.54	48,402.75		
10:44:14	654916	0		1315761	0		660845	0	Bullish	Bearish	-17.31	2.01	21,703.30	10:44:14	1514800	0		2330358	4709		815558	4709	Bullish	Bearish	-56.04	1.54	48,410.90		
10:45:14	654916	0		1315761	0		660845	0	Bullish	Bearish	-23.02	2.01	21,700.45	10:45:14	1514800	0		2330348	-10		815548	-10	Bullish	Bearish	-63.10	1.54	48,412.15		
10:46:14	678576	23660		1315761	0		637185	-23660	Bullish	Bearish	-25.30	1.94	21,700.45	10:46:14	1579637	64837		2368852	38504		789215	-26333	Bullish	Bullish	-66.07	1.5	48,410.85		
10:47:14	678576	0		1332418	16657		653842	16657	Bullish	Bearish	-20.56	1.96	21,703.40	10:47:14	1579637	0		2368875	23		789238	23	Bullish	Bullish	-44.27	1.5	48,418.30		
10:48:14	678576	0		1332418	0		653842	0	Bullish	Bullish	-14.77	1.96	21,706.45	10:48:14	1579637	0		2368875	0		789238	0	Bullish	Bullish	-44.27	1.5	48,435.90		
10:49:14	704585	26009		1332418	0		627833	-26009	Bullish	Bullish	-10.09	1.89	21,709.70	10:49:14	1579637	0		2368875	0		789238	0	Bullish	Bullish	7.30	1.5	48,465.95		
10:50:14	704585	0		1360026	27608		655441	27608	Bullish	Bullish	-11.83	1.93	21,707.05	10:50:14	1582359	2722		2390740	21865		808381	19143	Bullish	Bullish	2.35	1.51	48,452.40		
10:51:14	704585	0		1360026	0		655441	0	Bullish	Bullish	-14.58	1.93	21,714.55	10:51:14	1582359	0		2390740	0		808381	0	Bullish	Bullish	-18.42	1.51	48,454.20		
10:52:15	704585	0		1393083	33057		688498	33057	Bullish	Bullish	-4.81	1.98	21,712.30	10:52:15	1582359	0		2390740	0		808381	0	Bullish	Bullish	-7.51	1.51	48,461.45		
10:53:14	723512	18927		1393083	0		669571	-18927	Bullish	Bullish	-11.40	1.93	21,710.45	10:53:14	1630000	47641		2445164	54424		815164	6783	Bullish	Bullish	-20.10	1.5	48,452.50		
10:54:14	723512	0		1393083	0		669571	0	Bullish	Bullish	-17.66	1.93	21,701.60	10:54:14	1630000	0		2445153	-11		815153	-11	Bullish	Bullish	-47.14	1.5	48,427.45		
10:55:15	723512	0		1393083	0		669571	0	Bullish	Bearish	-20.04	1.93	21,694.60	10:55:15	1630000	0		2465468	20315		835468	20315	Bullish	Bearish	-48.65	1.51	48,403.35		
10:56:14	746551	23039		1405496	12413		658945	-10626	Bullish	Bearish	-30.77	1.88	21,695.65	10:56:14	1673755	43755		2465468	0		791713	-43755	Bullish	Bearish	-100.73	1.47	48,382.35		
10:57:14	746551	0		1405496	0		658945	0	Bullish	Bearish	-27.07	1.88	21,694.70	10:57:14	1673755	0		2465468	0		791713	0	Bullish	Bearish	-96.90	1.47	48,390.60		
10:58:14	756495	9944		1405496	0		649001	-9944	Bullish	Bearish	-21.80	1.86	21,700.35	10:58:14	1688806	15051		2465468	0		776662	-15051	Bullish	Bearish	-74.20	1.46	48,399.95		
10:59:14	756495	0		1403957	-1539	Long UW	647462	-1539	Bullish	Bearish	-21.74	1.86	21,687.50	10:59:14	1688806	0		2466216	748		777410	748	Bullish	Bearish	-68.21	1.46	48,388.10		
11:00:14	756495	0		1403957	0		647462	0	Bullish	Bearish	-28.94	1.86	21,694.45	11:00:14	1688806	0		2466216	0		777410	0	Bullish	Bearish					

Nifty ATM		Nifty Spot	Nifty Pre CL	Nifty Open	Nifty High	Nifty Low	India VIX	Current Expiry	Exp High	21,887.10	85.65	Not Break	Resistanc	21800	BN ATM	BN Spot	BN Pre CL	BN Open	BN High	BN Low	India VIX	Thursday	Exp High	48,863.20	228.75	Not Break	Resistanc	48500	
21800		21,778.70	21654.75	21,715.00	21,801.45	21,678.00	15.14	2023-12-28	Exp Low	21,542.90	135.10	Not Break	Support	21750	48500	48,508.55	48,282.20	48,479.05	48,636.45	48,343.15	15.14		Exp Low	48,094.90	248.25	Not Break	Support	48500	
Time	Call COI (Bearish ▼)	Call COI (+▲-▼)	Short Covering	Put COI (Bullish ▲)	Put COI (+▲-▼)	Long UW	NET Oi	+▲-▼	Net Oi Signal	Price Action Signal	VWAP Diff	Strike	Nifty PCR	Nifty LTP	Time	Call COI (Bearish ▼)	Call COI (+▲-▼)	Short Covering	Put COI (Bullish ▲)	Put COI (+▲-▼)	Long Unwinding	NET Oi	+▲-▼	Net Oi Signal	Price Action Signal	VWAP Diff	Strike	BN PCR	BN LTP
11:18:14	652604	0		1589281	0		936677	0	Bullish	Bullish	6.89		2.44	21,727.30	11:18:14	15564605	0		2792834	0		1228229	0	Bullish	Bullish	50.67		1.79	48,500.95
11:19:14	652604	0		1587253	-2028	Long UW	934649	-2028	Bullish	Bullish	5.39		2.43	21,725.45	11:19:14	1629610	65005		2837075	44241		1207465	-20764	Bullish	Bullish	37.82		1.74	48,497.05
11:20:08	686780	34176		1587253	0		900473	-34176	Bullish	Bullish	6.46		2.31	21,725.90	11:20:08	1629572	-38		2837091	16		1207519	54	Bullish	Bullish	24.57		1.74	48,498.50
11:21:14	686780	0		1587253	0		900473	0	Bullish	Bullish	9.09		2.31	21,727.90	11:21:14	1629572	0		2837091	0		1207519	0	Bullish	Bullish	47.45		1.74	48,509.15
11:22:24	686780	0		1603183	15930		916403	15930	Bullish	Bullish	8.40		2.33	21,729.30	11:22:24	1629572	0		2837090	-1		1207518	-1	Bullish	Bullish	24.57		1.74	48,509.40
11:23:17	716933	30153		1603183	0		886250	-30153	Bullish	Bearish	10.80		2.24	21,724.60	11:23:17	1686706	57134		2862361	25271		1175655	-31863	Bullish	Bearish	-2.60		1.7	48,484.00
11:24:16	716933	0		1603183	0		886250	0	Bullish	Bearish	6.04		2.24	21,723.90	11:24:16	1686706	0		2862361	0		1175655	0	Bullish	Bearish	7.37		1.7	48,480.00
11:25:15	716933	0		1603183	0		886250	0	Bullish	Bearish	8.23		2.24	21,729.00	11:25:15	1718883	32177		2862361	0		1143478	-32177	Bullish	Bearish	27.40		1.67	48,491.10
11:26:14	728724	11791		1613436	10253		884712	-1538	Bullish	Bearish	8.05		2.21	21,726.95	11:26:14	1718992	109		2845014	-17347	Long UW	1126022	-17456	Bullish	Bearish	19.75		1.66	48,495.20
11:27:14	728724	0		1613436	0		884712	0	Bullish	Bearish	11.97		2.21	21,731.65	11:27:14	1718992	0		2845008	-6		1126016	-6	Bullish	Bearish	17.40		1.66	48,501.75
11:28:13	746680	17956		1613436	0		866756	-17956	Bullish	Bearish	13.88		2.16	21,733.95	11:28:13	1718992	0		2845008	0		1126016	0	Bullish	Bearish	27.18		1.66	48,503.40
11:29:14	746680	0		1622458	9022		875778	9022	Bullish	Bullish	15.90		2.17	21,731.20	11:29:14	1764389	45397		2853497	8489		1089108	-36908	Bullish	Bearish	29.12		1.62	48,496.45
11:30:14	746680	0		1622458	0		875778	0	Bullish	Bearish	15.90		2.17	21,727.85	11:30:14	1764389	0		2853497	0		1089108	0	Bullish	Bearish	29.12		1.62	48,479.15
11:31:14	746680	0		1648046	25588		901366	25588	Bullish	Bullish	10.12		2.21	21,730.45	11:31:14	1764389	0		2858535	5038		1094146	5038	Bullish	Bearish	19.75		1.62	48,485.85
11:32:15	751980	5300		1648046	0		896066	-5300	Bullish	Bullish	14.37		2.19	21,738.95	11:32:15	1794826	30437		2858541	6		1063715	-30431	Bullish	Bearish	8.03		1.59	48,496.00
11:33:14	751980	0		1648046	0		896066	0	Bullish	Bullish	18.24		2.19	21,736.80	11:33:14	1794826	0		2858541	0		1063715	0	Bullish	Bearish	31.65		1.59	48,497.30
11:34:15	751980	0		1669096	21050		917116	21050	Bullish	Bullish	23.38		2.22	21,739.10	11:34:15	1797117	2291		2886473	27932		1089356	25641	Bullish	Bearish	27.18		1.61	48,500.10
11:35:14	745823	-6157	Short C	1669096	0		923273	6157	Bullish	Bullish	15.90		2.24	21,733.55	11:35:14	1796672	-445		2886490	17		1089818	462	Bullish	Bearish	17.41		1.61	48,482.10
11:36:14	745823	0		1669096	0		923273	0	Bullish	Bullish	18.87		2.24	21,734.55	11:36:14	1796672	0		2886490	0		1089818	0	Bullish	Bearish	19.32		1.61	48,483.55
11:37:14	759143	13320		1669096	0		909953	-13320	Bullish	Bullish	21.63		2.2	21,743.60	11:37:14	1796672	0		2886490	0		1089818	0	Bullish	Bullish	31.71		1.61	48,505.55
11:38:14	759143	0		1687264	18168		928121	18168	Bullish	Bullish	20.77		2.22	21,741.30	11:38:14	1815667	18995		2907140	20650		1091473	1655	Bullish	Bullish	24.06		1.6	48,491.70
11:39:14	759143	0		1687264	0		928121	0	Bullish	Bullish	20.81		2.22	21,739.25	11:39:14	1815667	0		2907140	0		1091473	0	Bullish	Bearish	16.54		1.6	48,489.50
11:40:15	769190	10047		1687264	0		918074	-10047	Bullish	Bullish	22.82		2.19	21,738.20	11:40:15	1815667	0		2907140	0		1091473	0	Bullish	Bearish	30.93		1.6	48,493.70
11:41:14	769190	0		1695216	7952		926026	7952	Bullish	Bullish	19.82		2.2	21,736.80	11:41:14	1824652	8985		2905584	-1556	Long UW	1080932	-10541	Bullish	Bearish	34.30		1.59	48,502.00
11:42:14	769190	0		1695216	0		926026	0	Bullish	Bullish	22.14		2.2	21,739.20	11:42:14	1824652	0		2905586	2		1080934	2	Bullish	Bullish	34.30		1.59	48,498.95
11:43:16	787516	18326		1695216	0		907700	-18326	Bullish	Bullish	22.42		2.15	21,737.60	11:43:16	1808922	-15730	Short C	2944993	39407		1136071	55137	Bullish	Bullish	53.25		1.63	48,508.55
11:44:14	787516	0		1711517	16301		924001	16301	Bullish	Bullish	17.35		2.17	21,733.15	11:44:14	1808922	0		2944994	1		1136072	1	Bullish	Bullish	19.32		1.63	48,497.00
11:45:15	787516	0		1711517	0		924001	0	Bullish	Bearish	12.35		2.17	21,733.35	11:45:15	1808922	0		2944994	0		1136072	0	Bullish	Bullish	29.97		1.63	48,503.15
11:46:14	798400	10884		1725594	14077		927194	3193	Bullish	Bearish	15.46		2.16	21,733.40	11:46:14	1817430	8508		2952209	7215		1134779	-1293	Bullish	Bullish	1.30		1.62	48,497.90
11:47:14	798400	0		1725594	0		927194	0	Bullish	Bearish	14.55		2.16	21,735.30	11:47:14	1818920	1490		2957714	5505		1138794	4015	Bullish	Bearish	1.30		1.63	48,497.75
11:48:14	798400	0		1725594	0		927194	0	Bullish	Bearish	20.81		2.16	21,733.15	11:48:14	1818920	0		2957714	0		1138794	0	Bullish	Bullish	27.42		1.63	48,491.50
11:49:15	798400	0		1732285	6691		938885	6691	Bullish	Bearish	15.05		2.17	21,733.55	11:49:15	1818920	0		2957714	0		1138794	0	Bullish	Bullish	30.93		1.63	48,494.55
11:50:14	814371	15971		1732285	0		917914	-15971	Bullish	Bearish	13.51		2.13	21,732.80	11:50:14	1850503	31583		2958794	1080		1108291	-30503	Bullish	Bearish	34.30		1.6	48,489.80
11:51:15	814371	0		1732285	0		917914	0	Bullish	Bearish	22.14		2.13	21,735.55	11:51:15	1850503	0		2958794	0		1108291	0	Bullish	Bullish	44.26		1.6	48,505.95
11:52:18	814371	0		1736376	4091		922005	4091	Bullish	Bearish	18.81		2.13	21,731.75	11:52:18	1819432	-31071	Short C	2958794	0		1139362	31071	Bullish	Bullish	42.53		1.63	48,493.20
11:53:14	830660	16289		1736376	0		905716	-16289	Bullish	Bearish	15.98		2.09	21,729.00	11:53:14	1819432	0		2972826	14032		1153394	14032	Bullish	Bearish	32.93		1.63	48,488.15
11:54:16	830660	0		1736376	0		905716	0	Bullish	Bearish	14.03		2.09	21,729.70	11:54:16	1819432	0		2972819	-7		1153387	-7	Bullish	Bearish	53.25		1.63	48,480.45
11:55:14	844071	13411		1736376	0		892305	-13411	Bullish	Bearish	12.95		2.06	21,729.95	11:55:14	1856087	36655		2972819	0		1116732	-36655	Bullish	Bearish	20.37		1.6	48,485.50
11:56:14	844071	0		1741682	5306		897611	5306	Bullish	Bearish	15.79		2.06	21,734.20	11:56:14	1856138	51		2995209	22390		1139071	22339	Bullish	Bearish	29.97		1.61	48,495.30
11:57:14	844071	0		1741682	0		897611	0	Bullish	Bearish	9.87		2.06	21,731.40	11:57:14	1856138	0		2995209	0		1139071	0	Bullish	Bearish	-0.19		1.61	48,489.50
11:58:14	856924	12853		1752219	10537		895295	-2316	Bullish	Bearish	14.55		2.04	21,732.50	11:58:14	1850703	-5435	Short C	2985717	-9492	Long UW	1135014	-4057	Bullish	Bearish	28.40		1.61	48,482.70
11:59:14	856924	0		1752219	0		895295	0	Bullish	Bearish	16.20		2.04	21,733.05	11:59:14	1850703	0		2985742	25		1135039	25	Bullish	Bearish	20.89		1.61	48,494.55
12:00:14	856924	0		1752219	0		895295	0	Bullish	Bearish	15.13		2.04	21,731.35	12:00:14	1850703	0		2985742	0		1135039	0	Bullish	Bearish	35.22		1.61	48,491.60
12:01:14	856924	0		1752219	0		895295	0	Bullish	Bearish	18.81		2.04	21,732.20	12:01:14	1850703	0		2985742	0		1135039							

Nifty ATM	Nifty Spot	Nifty Pre C	Nifty Open	Nifty High	Nifty Low	India VIX	Current Expiry	Exp High	21,887.10	85.65	Not Break	Resistanc	21800	BN ATM	BN Spot	BN Pre CL	BN Open	BN High	BN Low	India VIX	Thursday		Exp High	48,863.20	228.75	Not Break	Resistanc	48500	
21800	21,778.70	21654.75	21,715.00	21,801.45	21,678.00	15.14	2023-12-28	Exp Low	21,642.90	135.10	Not Break	Support	21750	48500	48,508.55	48,282.20	48,479.05	48,636.45	48,343.15	15.14			Exp Low	48,094.90	248.25	Not Break	Support	48500	
Time	Call COI (Bearish ▼)	Call COI (+▲-▼)	Short Covering	Put COI (Bullish ▲)	Put COI (+▲-▼)	Long UW	NET Oi	+▲-▼	Net Oi Signal	Price Action Signal	VWAP Diff	Strike	Nifty PCR	Nifty LTP	Time	Call COI (Bearish ▼)	Call COI (+▲-▼)	Short Covering	Put COI (Bullish ▲)	Put COI (+▲-▼)	Long Unwinding	NET Oi	+▲-▼	Net Oi Signal	Price Action Signal	VWAP Diff	Strike	BN PCR	BN LTP
12:20:14	917141	0	0	1831282	0	0	914141	0	Bullish	Bearish	14.33	0	2	21,738.65	12:20:14	1896862	8892	0	3048077	15617	1151215	6725	Bullish	Bearish	28.99	0	1.61	48,486.05	
12:21:14	917141	0	0	1831282	0	0	914141	0	Bullish	Bearish	14.33	0	2	21,739.95	12:21:14	1896862	0	0	3048077	0	1151215	0	Bullish	Bearish	34.52	0	1.61	48,490.80	
12:22:14	919446	2305	0	1831282	0	0	918136	-2305	Bullish	Bullish	16.33	1.99	1	21,737.90	12:22:14	1896862	0	0	3053614	5537	1156752	5537	Bullish	Bullish	32.63	0	1.61	48,496.40	
12:23:14	919446	0	0	1852413	21131	0	932967	21131	Bullish	Bullish	19.85	2.01	2	21,743.30	12:23:14	1907752	10890	0	3053608	-6	1145856	-10896	Bullish	Bullish	37.85	0	1.6	48,495.05	
12:24:14	919446	0	0	1852413	0	0	932967	0	Bullish	Bullish	12.36	2.01	2	21,744.30	12:24:14	1907752	0	0	3053608	0	1145856	0	Bullish	Bullish	33.46	0	1.6	48,500.05	
12:25:14	919446	0	0	1852413	0	0	932967	0	Bullish	Bullish	23.88	2.01	2	21,751.45	12:25:14	1907752	0	0	3053608	0	1145856	0	Bullish	Bullish	40.42	0	1.6	48,523.00	
12:26:14	871941	-47505	Short C	1874244	21831	0	1002303	69336	Bullish	Bullish	27.10	2.15	2	21,751.05	12:26:14	1903881	-3871	Short C	3065649	12041	1161768	15912	Bullish	Bullish	5.41	0	1.61	48,518.10	
12:27:14	871941	0	0	1874244	0	0	1002303	0	Bullish	Bullish	27.10	2.15	2	21,751.05	12:27:14	1903881	0	0	3065649	0	1161768	0	Bullish	Bullish	55.43	0	1.61	48,518.10	
12:28:15	871941	0	0	1903052	28808	0	1031111	28808	Bullish	Bullish	29.24	2.18	2	21,749.85	12:28:15	1906203	2322	0	3065649	0	1159446	-2322	Bullish	Bullish	58.03	0	1.61	48,514.95	
12:29:14	832721	-39220	Short C	1903052	0	0	1070331	39220	Bullish	Bullish	37.98	2.29	2	21,765.10	12:29:14	1906203	0	0	3074088	8439	1167885	8439	Bullish	Bullish	79.22	0	1.61	48,543.05	
12:30:15	832721	0	0	1903052	0	0	1070331	0	Bullish	Bullish	40.18	2.29	2	21,764.10	12:30:15	1906203	0	0	3074088	0	1167885	0	Bullish	Bullish	75.26	0	1.61	48,536.95	
12:31:17	684760	-147961	Short C	1903052	0	0	12318292	147961	Bullish	Bullish	42.47	2.78	2	21,764.10	12:31:17	1906203	0	0	3074088	0	1167885	0	Bullish	Bullish	67.02	0	1.61	48,536.95	
12:32:15	684760	0	0	1912425	9373	0	1277665	9373	Bullish	Bullish	39.61	2.79	2	21,762.60	12:32:15	1874618	-3185	Short C	3061337	-12751	1186719	18834	Bullish	Bullish	37.85	0	1.63	48,531.70	
12:33:15	684760	0	0	1912425	0	0	1277665	0	Bullish	Bullish	40.02	2.79	2	21,763.70	12:33:15	1874618	0	0	3061337	0	1186719	0	Bullish	Bullish	33.46	0	1.63	48,530.20	
12:34:16	684760	0	0	1912425	0	0	1277665	0	Bullish	Bullish	37.21	2.79	2	21,764.55	12:34:16	1874618	0	0	3061337	0	1186719	0	Bullish	Bullish	69.18	0	1.63	48,539.60	
12:35:15	669590	-15170	Short C	1945215	32790	0	1275625	47960	Bullish	Bullish	37.92	2.91	2	21,761.65	12:35:15	1886706	12088	0	3074797	13460	1188091	1372	Bullish	Bullish	66.07	0	1.63	48,532.95	
12:36:15	669590	0	0	1945215	0	0	1275625	0	Bullish	Bullish	35.73	2.91	2	21,761.80	12:36:15	1886706	0	0	3074797	0	1188091	0	Bullish	Bullish	57.95	0	1.63	48,529.85	
12:37:15	669590	0	0	1944024	-1191	Long UW	1274434	-1191	Bullish	Bullish	28.32	2.9	2	21,756.85	12:37:15	1886706	0	0	3070157	-4640	1183451	-4640	Bullish	Bullish	51.29	0	1.63	48,519.80	
12:38:14	676826	7236	0	1944024	0	0	1267198	-7236	Bullish	Bullish	39.61	2.87	2	21,760.45	12:38:14	1912902	26196	0	3070162	5	1157260	-26191	Bullish	Bullish	66.92	0	1.6	48,529.45	
12:39:52	676826	0	0	1944024	0	0	1267198	0	Bullish	Bullish	37.57	2.87	2	21,761.85	12:39:52	1912902	0	0	3070162	2	1157262	2	Bullish	Bullish	70.10	0	1.6	48,535.00	
12:40:14	676826	0	0	1944024	0	0	1267198	0	Bullish	Bullish	37.57	2.87	2	21,761.85	12:40:14	1912902	0	0	3070162	0	1157262	0	Bullish	Bullish	70.10	0	1.6	48,535.00	
12:41:15	696877	20051	0	1956959	12935	0	1260082	-7116	Bullish	Bullish	34.59	2.81	2	21,761.00	12:41:15	1921478	8576	0	3096757	26593	1157279	18017	Bullish	Bullish	85.71	0	1.61	48,534.95	
12:42:15	696877	0	0	1956959	0	0	1260082	0	Bullish	Bearish	33.53	2.81	2	21,760.75	12:42:15	1921478	0	0	3096757	0	1157279	0	Bullish	Bearish	62.73	0	1.61	48,531.55	
12:43:14	708571	11694	0	1959193	2234	0	1250622	-9460	Bullish	Bearish	31.40	2.76	2	21,760.15	12:43:14	1921478	0	0	3096757	0	1157279	0	Bullish	Bearish	57.95	0	1.61	48,530.05	
12:44:15	708230	-341	0	1959193	0	0	1250963	341	Bullish	Bearish	34.17	2.77	2	21,758.80	12:44:15	1941599	20121	0	3081597	-15160	1139998	-35281	Bullish	Bearish	51.29	0	1.59	48,530.80	
12:45:16	708230	0	0	1959193	0	0	1250963	0	Bullish	Bearish	31.86	2.77	2	21,760.95	12:45:16	1941599	0	0	3081716	119	1140117	119	Bullish	Bearish	65.25	0	1.59	48,531.55	
12:46:14	708230	0	0	1959193	0	0	1250963	0	Bullish	Bullish	34.98	2.77	2	21,765.00	12:46:14	1945411	-3812	0	3081716	0	1136305	-3812	Bullish	Bearish	69.09	0	1.58	48,529.85	
12:47:15	715699	7469	0	1963206	4013	0	1247507	-3456	Bullish	Bearish	35.83	2.74	2	21,764.40	12:47:15	1945330	881	0	3105873	24157	1160543	24238	Bullish	Bearish	74.66	0	1.6	48,534.90	
12:48:14	715699	0	0	1963206	0	0	1247507	0	Bullish	Bullish	41.77	2.74	2	21,766.15	12:48:14	1945330	0	0	3105873	0	1160543	0	Bullish	Bullish	85.71	0	1.6	48,565.15	
12:49:15	725114	9415	0	1963206	0	0	1238092	-9415	Bullish	Bullish	39.47	2.71	2	21,768.20	12:49:15	1945330	0	0	3105873	0	1160543	0	Bullish	Bullish	98.52	0	1.6	48,563.05	
12:50:14	725114	0	0	1947912	-15294	Long UW	1222798	-15294	Bullish	Bullish	31.40	2.69	2	21,764.55	12:50:14	1865395	-79935	Short C	3090797	-15076	1225402	64859	Bullish	Bullish	93.44	0	1.66	48,563.25	
12:51:14	725114	0	0	1947912	0	0	1222798	0	Bullish	Bearish	34.17	2.69	2	21,753.00	12:51:14	1865395	0	0	3090797	0	1225402	0	Bullish	Bullish	93.53	0	1.66	48,555.00	
12:52:14	721835	-3279	Short C	1947912	0	0	1226077	3279	Bullish	Bearish	32.64	2.7	2	21,750.30	12:52:14	1865395	0	0	3090797	0	1225402	0	Bullish	Bullish	93.53	0	1.66	48,542.35	
12:53:14	721835	0	0	1914213	-33699	Long UW	1192378	-33699	Bullish	Bearish	34.98	2.65	2	21,753.25	12:53:14	1871582	6187	0	3079454	-11343	1207872	-17530	Bullish	Bearish	69.09	0	1.65	48,531.95	
12:54:14	721835	0	0	1914213	0	0	1192378	0	Bullish	Bearish	19.19	2.65	2	21,749.10	12:54:14	1871582	0	0	3079460	6	1207878	6	Bullish	Bearish	74.66	0	1.65	48,515.55	
12:55:14	721835	0	0	1925280	11067	0	1203445	11067	Bullish	Bearish	15.49	2.67	2	21,752.05	12:55:14	1883878	12296	0	3079460	0	1195582	-12296	Bullish	Bearish	52.15	0	1.63	48,527.05	
12:56:15	741166	19331	0	1925280	0	0	1184114	-19331	Bullish	Bearish	16.69	2.6	2	21,753.70	12:56:15	1883937	59	0	3151718	72258	1267781	72199	Bullish	Bearish	53.93	0	1.67	48,527.30	
12:57:14	741166	0	0	1925280	0	0	1184114	0	Bullish	Bearish	17.40	2.6	2	21,755.95	12:57:14	1883937	0	0	3151724	6	1267787	6	Bullish	Bullish	58.53	0	1.67	48,531.90	
12:58:14	741166	0	0	1925280	0	0	1184114	0	Bullish	Bearish	18.45	2.6	2	21,757.00	12:58:14	1883937	0	0	3151724	0	1267787	0	Bullish	Bearish	56.56	0	1.67	48,526.90	
12:59:15	771655	30489	0	1924947	-333	0	1153292	-30822	Bullish	Bearish	20.56	2.49	2	21,759.35	12:59:15	1916954	33017	0	3192612	40888	1275658	7871	Bullish	Bullish	71.68	0	1.67	48,554.85	
13:00:13	771655	0	0	1924947	0	0	1153292	0	Bullish	Bearish	18.63	2.49	2	21,754.65	13:00:13	1916954	0	0	3192612	0	1275658	0	Bullish	Bullish	60.11	0	1.67	48,537.20	
13:01:14	797586	25931	0	1922737	-2210	Long UW	1125151	-28141	Bullish	Bearish	11.68	2.41	2	21,751.10	13:01:14	1916954	0	0	3192612	0	1275658	0	Bullish	Bearish	93.53	0	1.67		

Nifty ATM	Nifty Spot	Nifty Pre C	Nifty Open	Nifty High	Nifty Low	India VIX	Current Expiry	Exp High	21,887.10	85.65	Not Break	Resistanc	21800	BN ATM	BN Spot	BN Pre CL	BN Open	BN High	BN Low	India VIX	Thursday		Exp High	48,863.20	228.75	Not Break	Resistanc	48500	
21800	21,778.70	21654.75	21,715.00	21,801.45	21,678.00	15.14	2023-12-28	Exp Low	21,542.90	135.10	Not Break	Support	21750	48500	48,508.55	48,282.20	48,479.05	48,636.45	48,343.15	15.14			Exp Low	48,094.90	248.25	Not Break	Support	48500	
Time	Call COI (Bearish ▼)	Call COI (+▲-▼)	Short Covering	Put COI (Bullish ▲)	Put COI (+▲-▼)	Long UW	NET Oi	+▲-▼	Net Oi Signal	Price Action Signal	VWAP Diff	Strike	Nifty PCR	Nifty LTP	Time	Call COI (Bearish ▼)	Call COI (+▲-▼)	Short Covering	Put COI (Bullish ▲)	Put COI (+▲-▼)	Long Unwinding	NET Oi	+▲-▼	Net Oi Signal	Price Action Signal	VWAP Diff	Strike	BN PCR	BN LTP
13:22:15	844059	19098		1939454	0		1095395	-19098	Bullish	Bullish	17.22	2.3	21,759.55	13:22:15	1949557	0		3283538	0		1333981	0	Bullish	Bullish	54.49	1.68	48,556.35		
13:23:16	844059	0		1946338	6884		1102279	6884	Bullish	Bearish	23.56	2.31	21,760.25	13:23:16	1937095	-12462	Short C	3308624	25086		1371529	37548	Bullish	Bearish	61.30	1.71	48,569.40		
13:24:14	844059	0		1946338	0		1102279	0	Bullish	Bearish	20.25	2.31	21,758.50	13:24:14	1937095	0		3308624	0		1371529	0	Bullish	Bearish	66.15	1.71	48,563.10		
13:25:14	844059	0		1946338	0		1102279	0	Bullish	Bearish	20.25	2.31	21,754.40	13:25:14	1937095	0		3308624	0		1371529	0	Bullish	Bearish	59.14	1.71	48,565.90		
13:26:15	855161	11102		1928553	-17785	Long UW	1073392	-28887	Bullish	Bearish	12.63	2.26	21,753.65	13:26:15	1957457	20362		3314413	5789		1356956	-14573	Bullish	Bearish	62.54	1.69	48,564.40		
13:27:14	855161	0		1928553	0		1073392	0	Bullish	Bearish	16.07	2.26	21,753.65	13:27:14	1957457	0		3314413	0		1356956	0	Bullish	Bearish	62.54	1.69	48,564.40		
13:28:14	855161	0		1928553	0		1073392	0	Bullish	Bearish	10.12	2.26	21,753.15	13:28:14	1957457	0		3314413	0		1356956	0	Bullish	Bearish	29.68	1.69	48,541.80		
13:29:15	867427	12266		1924739	-3814	Long UW	1057312	-16080	Bullish	Bearish	3.19	2.22	21,740.35	13:29:15	1936447	-21010	Short C	3264248	-50165	Long UW	1327801	-29155	Bullish	Bearish	46.61	1.69	48,510.50		
13:30:14	867427	0		1924739	0		1057312	0	Bullish	Bearish	2.94	2.22	21,750.30	13:30:14	1936447	0		3264235	-13		1327788	-13	Bullish	Bearish	67.99	1.69	48,535.60		
13:31:18	848292	-19135	Short C	1924739	0		1076447	19135	Bullish	Bearish	13.01	2.27	21,752.65	13:31:18	1936447	0		3264235	0		1327788	0	Bullish	Bearish	65.84	1.69	48,555.65		
13:32:15	848292	0		1906999	-17740	Long UW	1058707	-17740	Bullish	Bearish	13.01	2.25	21,755.10	13:32:15	1871569	-64878	Short C	3247209	-17026	Long UW	1375640	47852	Bullish	Bullish	58.23	1.74	48,555.15		
13:33:14	848292	0		1906999	0		1058707	0	Bullish	Bearish	18.40	2.25	21,749.85	13:33:14	1871569	0		3247209	0		1375640	0	Bullish	Bearish	61.30	1.74	48,553.15		
13:34:15	861461	13169		1910828	3829		1049367	-9340	Bullish	Bearish	11.11	2.22	21,748.60	13:34:15	1871569	0		3247209	0		1375640	0	Bullish	Bullish	57.09	1.74	48,560.50		
13:35:15	861461	0		1910828	0		1049367	0	Bullish	Bearish	2.97	2.22	21,749.35	13:35:15	1900259	28690		3256606	9397		1356347	-19293	Bullish	Bearish	40.34	1.71	48,542.80		
13:36:14	861461	0		1910828	0		1049367	0	Bullish	Bearish	16.30	2.22	21,750.20	13:36:14	1900259	0		3256601	-5		1356342	-5	Bullish	Bearish	66.15	1.71	48,544.60		
13:37:14	861461	0		1910828	0		1049367	0	Bullish	Bearish	16.30	2.22	21,746.00	13:37:14	1900259	0		3256601	0		1356342	0	Bullish	Bearish	25.01	1.71	48,527.50		
13:38:15	866187	4726		1932261	21433		1066074	16707	Bullish	Bearish	0.18	2.23	21,744.20	13:38:15	1900259	0		3266225	9624		1365966	9624	Bullish	Bearish	10.04	1.72	48,524.90		
13:39:14	866187	0		1932261	0		1066074	0	Bullish	Bearish	12.63	2.23	21,748.05	13:39:14	1914951	14692		3266225	0		1351274	-14692	Bullish	Bearish	60.95	1.71	48,547.05		
13:40:14	866187	0		1932261	0		1066074	0	Bullish	Bearish	15.20	2.23	21,748.20	13:40:14	1914951	0		3266225	0		1351274	0	Bullish	Bearish	42.96	1.71	48,547.15		
13:41:14	857109	-9078	Short C	1932776	515		1075667	9593	Bullish	Bearish	6.89	2.25	21,751.90	13:41:14	1918893	3942		3285071	18846		1366178	14904	Bullish	Bullish	29.68	1.71	48,546.10		
13:42:14	857109	0		1932776	0		1075667	0	Bullish	Bullish	10.90	2.25	21,755.35	13:42:14	1918893	0		3285071	0		1366178	0	Bullish	Bullish	36.84	1.71	48,551.25		
13:43:14	857109	0		1932776	0		1075667	0	Bullish	Bullish	2.94	2.25	21,756.60	13:43:14	1918893	0		3285071	0		1366178	0	Bullish	Bullish	48.62	1.71	48,556.95		
13:44:14	871342	14233		1934149	1373		1062807	-12860	Bullish	Bearish	2.94	2.22	21,750.80	13:44:14	1956633	37740		3265271	-19800	Long UW	1308638	-57540	Bullish	Bearish	42.09	1.67	48,544.10		
13:45:16	871342	0		1934149	0		1062807	0	Bullish	Bearish	13.01	2.22	21,748.75	13:45:16	1956633	0		3265270	-1		1308637	-1	Bullish	Bearish	30.22	1.67	48,539.90		
13:46:15	885386	14044		1934149	0		1048763	-14044	Bullish	Bullish	5.28	2.18	21,750.85	13:46:15	1956633	0		3264779	-491		1308146	-491	Bullish	Bearish	32.53	1.67	48,535.30		
13:47:15	885224	-162		1943782	9633		1058558	9795	Bullish	Bearish	4.50	2.2	21,744.95	13:47:15	1990817	34184		3295714	30935		1304897	-3249	Bullish	Bearish	9.40	1.66	48,525.65		
13:48:14	885224	0		1943782	0		1058558	0	Bullish	Bullish	13.01	2.2	21,750.15	13:48:14	1990817	0		3295714	0		1304897	0	Bullish	Bearish	36.30	1.66	48,534.40		
13:49:15	885224	0		1943782	0		1058558	0	Bullish	Bearish	7.17	2.2	21,748.25	13:49:15	1990817	0		3295714	0		1304897	0	Bullish	Bearish	23.62	1.66	48,522.10		
13:50:16	888486	3262		1950577	6795		1062091	3533	Bullish	Bullish	11.11	2.2	21,749.95	13:50:16	1991736	919		3321920	26206		1330184	25287	Bullish	Bearish	18.30	1.67	48,519.75		
13:51:14	888486	0		1950577	0		1062091	0	Bullish	Bullish	4.64	2.2	21,751.30	13:51:14	1991736	0		3321920	0		1330184	0	Bullish	Bearish	57.09	1.67	48,520.30		
13:52:13	888486	0		1950577	0		1062091	0	Bullish	Bullish	11.11	2.2	21,752.65	13:52:13	1991736	0		3321920	0		1330184	0	Bullish	Bearish	57.09	1.67	48,516.20		
13:53:15	893655	5169		1950316	-261		1056661	-5430	Bullish	Bullish	6.04	2.18	21,753.95	13:53:15	1979323	-12413	Short C	3347711	25791		1368388	38204	Bullish	Bearish	12.77	1.69	48,521.55		
13:54:14	893655	0		1950316	0		1056661	0	Bullish	Bullish	9.43	2.18	21,753.00	13:54:14	1979323	0		3347700	-11		1368377	-11	Bullish	Bearish	12.77	1.69	48,520.40		
13:55:14	893655	0		1950316	0		1056661	0	Bullish	Bearish	7.90	2.18	21,753.30	13:55:14	1979323	0		3347700	0		1368377	0	Bullish	Bearish	27.92	1.69	48,502.80		
13:56:14	908051	14396		1951022	706		1042971	-13690	Bullish	Bearish	8.29	2.15	21,754.70	13:56:14	1977256	-2067	Short C	3390111	42411		1412855	44478	Bullish	Bearish	27.92	1.71	48,508.85		
13:57:14	908051	0		1951022	0		1042971	0	Bullish	Bullish	7.79	2.15	21,751.45	13:57:14	1977256	0		3390092	-19		1412836	-19	Bullish	Bearish	33.68	1.71	48,505.70		
13:58:15	926945	18894		1951022	0		1024077	-18894	Bullish	Bullish	6.88	2.1	21,752.05	13:58:15	1977256	0		3390092	0		1412836	0	Bullish	Bearish	18.36	1.71	48,511.50		
13:59:14	926360	-585		1942116	-8906	Long UW	1015756	-8321	Bullish	Bearish	4.37	2.1	21,750.00	13:59:14	1976543	-713		3386599	-3493	Long UW	1410056	-2780	Bullish	Bearish	8.99	1.71	48,496.95		
14:00:15	926360	0		1942116	0		1015756	0	Bullish	Bearish	3.64	2.1	21,744.90	14:00:15	1976543	0		3386599	0		1410056	0	Bullish	Bearish	10.22	1.71	48,488.55		
14:01:16	926360	0		1942116	0		1015756	0	Bullish	Bullish	8.21	2.1	21,755.25	14:01:16	1976543	0		3386599	0		14100								



Nifty ATM	Nifty Spot	Nifty Pre CL	Nifty Open	Nifty High	Nifty Low	India VIX	Current Expiry	Exp High	21,887.10	85.65	Not Break	Resistanc	21800	BN ATM	BN Spot	BN Pre CL	BN Open	BN High	BN Low	India VIX	Thursday	Exp High	48,863.20	228.75	Not Break	Resistanc	48500		
21800	21,778.70	21654.75	21,715.00	21,801.45	21,678.00	15.14	2023-12-28	Exp Low	21,542.90	135.10	Not Break	Support	21750	48500	48,508.55	48,282.20	48,479.05	48,636.45	48,343.15	15.14		Exp Low	48,094.90	248.25	Not Break	Support	48500		
Time	Call COI (Bearish ▼)	Call COI (+▲▼)	Short Covering	Put COI (Bullish ▲)	Put COI (+▲▼)	Long UW	NET Oi	+▲▼	Net Oi Signal	Price Action Signal	VPW Diff	Strike	Nifty PCR	Nifty LTP	Time	Call COI (Bearish ▼)	Call COI (+▲▼)	Short Covering	Put COI (Bullish ▲)	Put COI (+▲▼)	Long Unwinding	NET Oi	+▲▼	Net Oi Signal	Price Action Signal	VPW Diff	Strike	BN PCR	BN LTP
14:24:14	890112	0		1894950	0		1004838	0	Bullish	Bearish	9.58		2.13	21,752.70	14:24:14	2019367	0		3196099	0		1176732	0	Bullish	Bearish	69.14		1.58	48,509.90
14:25:14	890112	0		1894950	0		1004838	0	Bullish	Bearish	12.01		2.13	21,753.30	14:25:14	2019367	0		3196099	0		1176732	0	Bullish	Bearish	0.10		1.58	48,504.50
14:26:15	894685	4573		1880031	-14919	Long UW	985346	-19492	Bullish	Bullish	5.44		2.1	21,753.45	14:26:15	2027786	8419		3199189	3090		1171403	-5329	Bullish	Bearish	49.84		1.58	48,512.80
14:27:14	894685	0		1880031	0		985346	0	Bullish	Bullish	7.02		2.1	21,757.25	14:27:14	2027786	0		3199189	0		1171403	0	Bullish	Bearish	-0.87		1.58	48,518.10
14:28:14	894685	0		1880031	0		985346	0	Bullish	Bullish	10.35		2.1	21,756.05	14:28:14	2027786	0		3199189	0		1171403	0	Bullish	Bearish	10.31		1.58	48,506.45
14:29:14	890797	-3888	Short C	1884615	4584		993818	8472	Bullish	Bullish	16.82		2.12	21,758.35	14:29:14	2042376	14590		3192833	-6356	Long UW	1150457	-20946	Bullish	Bullish	62.66		1.56	48,514.95
14:30:15	890797	0		1884615	0		993818	0	Bullish	Bullish	17.12		2.12	21,756.55	14:30:15	2042376	0		3192833	0		1150457	0	Bullish	Bullish	71.41		1.56	48,521.40
14:31:14	890797	0		1884615	0		993818	0	Bullish	Bearish	7.75		2.12	21,751.75	14:31:14	2042376	0		3192833	0		1150457	0	Bullish	Bearish	-5.51		1.56	48,483.60
14:32:14	861565	-29232	Short C	1872662	-11953	Long UW	1011097	17279	Bullish	Bullish	7.53		2.17	21,747.70	14:32:14	2024949	-17427	Short C	3159882	-32951	Long UW	1134933	-15524	Bullish	Bullish	-15.74		1.56	48,489.05
14:33:14	861565	0		1872662	0		1011097	0	Bullish	Bullish	9.51		2.17	21,755.25	14:33:14	2024949	0		3159936	54		1134987	54	Bullish	Bullish	11.01		1.56	48,504.10
14:34:14	861565	0		1872662	0		1011097	0	Bullish	Bullish	10.32		2.17	21,754.35	14:34:14	2024949	0		3159936	0		1134987	0	Bullish	Bullish	-4.85		1.56	48,493.85
14:35:16	865670	4105		1893428	20766		1027758	16661	Bullish	Bullish	9.18		2.19	21,754.75	14:35:16	2045475	20526		3217647	57711		1172172	37185	Bullish	Bearish	-15.34		1.57	48,483.65
14:36:14	865670	0		1893428	0		1027758	0	Bullish	Bullish	8.99		2.19	21,752.05	14:36:14	2045475	0		3217647	0		1172172	0	Bullish	Bullish	-21.74	Buy 48800 PE	1.57	48,486.60
14:37:14	865670	0		1893428	0		1027758	0	Bullish	Bullish	7.86		2.19	21,755.70	14:37:14	2045475	0		3217647	0		1172172	0	Bullish	Bearish	-13.10		1.57	48,504.10
14:38:14	867057	1387		1901982	8554		1034925	7167	Bullish	Bullish	9.26		2.19	21,756.30	14:38:14	2009473	-36002	Short C	3283987	66340		1274514	102342	Bullish	Bearish	-2.94		1.63	48,499.75
14:39:16	867057	0		1901982	0		1034925	0	Bullish	Bearish	7.89		2.19	21,749.50	14:39:16	2009473	0		3284060	73		1274587	73	Bullish	Bearish	-6.23		1.63	48,470.65
14:40:15	867057	0		1901982	0		1034925	0	Bullish	Bearish	-2.41		2.19	21,749.45	14:40:15	2009473	0		3284060	0		1274587	0	Bullish	Bearish	-27.98		1.63	48,483.90
14:41:14	868546	1489		1875949	-26033	Long UW	1007403	-27522	Bullish	Bearish	2.45		2.16	21,742.85	14:41:14	1985489	-23984	Short C	3270811	-13249	Long UW	1285322	10735	Bullish	Bearish	-32.34		1.65	48,449.75
14:42:15	868546	0		1875949	0		1007403	0	Bullish	Bearish	-0.16		2.16	21,742.85	14:42:15	1985489	0		3270811	0		1285322	0	Bullish	Bearish	-10.90		1.65	48,449.75
14:43:15	868546	0		1875949	0		1007403	0	Bullish	Bearish	4.44		2.16	21,752.75	14:43:15	1985489	0		3270811	0		1285322	0	Bullish	Bearish	-32.58		1.65	48,480.70
14:44:14	843717	-24829	Short C	1868329	-7620	Long UW	1024612	17209	Bullish	Bearish	12.01		2.21	21,750.50	14:44:14	1919269	-66220	Short C	3168222	-102589	Long UW	1248953	-36369	Bullish	Bearish	-27.29		1.65	48,466.65
14:45:14	843717	0		1868329	0		1024612	0	Bullish	Bullish	7.02		2.21	21,748.00	14:45:14	1919269	0		3168222	0		1248953	0	Bullish	Bearish	-0.87		1.65	48,477.70
14:46:14	843717	0		1868329	0		1024612	0	Bullish	Bearish	8.10		2.21	21,753.75	14:46:14	1919269	0		3168222	0		1248953	0	Bullish	Bearish	-25.16		1.65	48,485.65
14:47:15	853098	9381		1856411	-11918	Long UW	1003313	-12199	Bullish	Bearish	17.12		2.18	21,751.55	14:47:15	1929952	10683		3206260	38038		1276308	27355	Bullish	Bearish	-34.33		1.66	48,469.95
14:48:14	853098	0		1856411	0		1003313	0	Bullish	Bearish	-2.24		2.18	21,745.70	14:48:14	1929952	0		3206259	-1		1276307	-1	Bullish	Bearish	13.88		1.66	48,456.30
14:49:14	853098	0		1856411	0		1003313	0	Bullish	Bearish	-3.13		2.18	21,741.85	14:49:14	1929952	0		3206259	0		1276307	0	Bullish	Bearish	-45.49		1.66	48,450.05
14:50:15	843237	-9861	Short C	1830745	-25666	Long UW	987508	-15805	Bullish	Bearish	-14.05	Buy 21900 PE	2.17	21,736.75	14:50:15	1885331	-44621	Short C	3141745	-64514	Long UW	1256414	-19893	Bullish	Bearish	-80.17		1.67	48,425.30
14:51:14	843237	0		1830745	0		987508	0	Bullish	Bearish	-2.00		2.17	21,741.05	14:51:14	1885331	0		3141745	0		1256414	0	Bullish	Bearish	-54.03		1.67	48,454.00
14:52:14	843237	0		1830745	0		987508	0	Bullish	Bearish	-6.69		2.17	21,741.25	14:52:14	1885331	0		3141745	0		1256414	0	Bullish	Bearish	-55.42		1.67	48,455.15
14:53:15	786170	-57067	Short C	1768530	-62215	Long UW	982360	-5148	Bullish	Bearish	9.18		2.25	21,744.10	14:53:15	1828675	-56656	Short C	3108037	-33708	Long UW	1279362	22948	Bullish	Bearish	-15.34		1.7	48,452.05
14:54:15	786170	0		1768530	0		982360	0	Bullish	Bullish	-4.97		2.25	21,746.40	14:54:15	1828675	0		3108037	0		1279362	0	Bullish	Bullish	-45.36		1.7	48,462.50
14:55:17	786170	0		1768530	0		982360	0	Bullish	Bullish	-6.61		2.25	21,745.35	14:55:17	1828675	0		3108007	-30		1279332	-30	Bullish	Bullish	-56.73		1.7	48,463.35
14:56:14	767649	-18521	Short C	1793029	24499		1025380	43020	Bullish	Bullish	-0.99		2.34	21,753.65	14:56:14	1844275	15600		3065903	-42104	Long UW	1221638	-57704	Bullish	Bullish	-26.43		1.66	48,496.85
14:57:16	767649	0		1793029	0		1025380	0	Bullish	Bullish	7.03		2.34	21,755.60	14:57:16	1844275	0		3065891	-12		1221616	-12	Bullish	Bullish	-12.24		1.66	48,523.20
14:58:15	767649	0		1793029	0		1025380	0	Bullish	Bullish	7.89		2.34	21,758.30	14:58:15	1844275	0		3065891	0		1221616	0	Bullish	Bullish	-3.09		1.66	48,509.40
14:59:15	702600	-65049	Short C	1771394	-21635	Long UW	1068794	43414	Bullish	Bullish	13.60	Buy 21600 CE	2.52	21,764.85	14:59:15	1713216	-131059	Short C	2955341	-110550	Long UW	1242125	20509	Bullish	Bullish	13.63		1.73	48,517.90
15:00:14	702600	0		1771394	0		1068794	0	Bullish	Bullish	10.86		2.52	21,761.30	15:00:14	1713216	0		2955341	0		1242125	0	Bullish	Bullish	-32.34		1.73	48,515.85
15:01:15	702600	0		1771394	0		1068794	0	Bullish	Bullish	12.31		2.52	21,773.80	15:01:15	1713216	0		2955341	0		1242125	0	Bullish	Bullish	10.22		1	



Nifty ATM	Nifty Spot	Nifty Pre C	Nifty Open	Nifty High	Nifty Low	India VIX	Current Expiry	Exp High	21,887.10	85.65	Not Break	Resistanc	21800	BN ATM	BN Spot	BN Pre CL	BN Open	BN High	BN Low	India VIX	Thursday		Exp High	48,863.20	228.75	Not Break	Resistanc	48500	
21800	21,778.70	21654.75	21,715.00	21,801.45	21,678.00	15.14	2023-12-28	Exp Low	21,642.90	135.10	Not Break	Support	21750	48500	48,508.55	48,282.20	48,479.05	48,636.45	48,343.15	15.14		Exp Low	48,094.90	248.25	Not Break	Support	48500		
Time	Call COI (Bearish ▼)	Call COI (+▲-▼)	Short Covering	Put COI (Bullish ▲)	Put COI (+▲-▼)	Long UW	NET Oi	+▲-▼	Net Oi Signal	Price Action Signal	VWAP Diff	Strike	Nifty PCR	Nifty LTP	Time	Call COI (Bearish ▼)	Call COI (+▲-▼)	Short Covering	Put COI (Bullish ▲)	Put COI (+▲-▼)	Long Unwinding	NET Oi	+▲-▼	Net Oi Signal	Price Action Signal	VWAP Diff	Strike	BN PCR	BN LTP
15:26:14	222424	-73258	Short C	1130511	-68412	Long UW	908087	4846	Bullish	Bullish	24.71		5.08	21,790.85	15:26:14	580956	-212265	Short C	1748140	-122604	Long UW	1167184	89561	Bullish	Bullish	-3.09		3.01	48,531.05
15:27:14	222424	0		1130511	0		908087	0	Bullish	Bullish	26.95		5.08	21,791.40	15:27:14	580956	0		1748140	0		1167184	0	Bullish	Bullish	-7.25		3.01	48,521.40
15:28:14	222424	0		1130511	0		908087	0	Bullish	Bullish	25.71		5.08	21,794.50	15:28:14	580956	0		1748140	0		1167184	0	Bullish	Bullish	-2.79		3.01	48,513.65
15:29:14	151169	-71255	Short C	1074358	-56153	Long UW	923189	15102	Bullish	Bullish	27.06		7.11	21,797.15	15:29:14	344032	-236924	Short C	1410898	-337242	Long UW	1066866	-100318	Bullish	Bearish	10.22		4.1	48,516.65
15:30:15	151169	0		1074358	0		923189	0	Bullish	Bearish	14.11		7.11	21,777.55	15:30:15	344032	0		1410898	0		1066866	0	Bullish	Bearish	2.46		4.1	48,494.80



Nifty ATM																		Nifty Spot																		Nifty Pre CL																		Nifty Open																		Nifty High																		Nifty Low																		India VIX																		Current Expiry																		Exp High																		21,887.10																		85.65																		Not Break																		Resistanc																		21800																		BN ATM																		BN Spot																		BN Pre CL																		BN Open																		BN High																		BN Low																		India VIX																		Thursday																		Exp High																		48,863.20																		226.75																		Not Break																		Resistanc																		48500																	
21800																		21,778.70																		21654.75																		21,715.00																		21,801.45																		21,678.00																		15.14																		2023-12-28																		Exp Low																		21,642.90																		135.10																		Not Break																		Support																		21750																		48500																		48,508.55																		48,282.20																		48,479.05																		48,636.45																		48,343.15																		15.14																		Observer																		Exp Low																		48,094.90																		248.25																		Not Break																		Support																		48500																	
Time	Call COI (Bearish ▼)	Call COI (+▲▼)	Short Covering	Put COI (Bullish ▲)	Put COI (+▲▼)	Long UW	NET Oi	+▲▼	Net Oi Signal	Price Action Signal	VWAP Diff	Strike	Nifty PCR	Nifty LTP	Time	Call COI (Bearish ▼)	Call COI (+▲▼)	Short Covering	Put COI (Bullish ▲)	Put COI (+▲▼)	Long Unwinding	NET Oi	+▲▼	Net Oi Signal	Price Action Signal	VWAP Diff	Strike	BN PCR	BN LTP	Time	Call COI (Bearish ▼)	Call COI (+▲▼)	Short Covering	Put COI (Bullish ▲)	Put COI (+▲▼)	Long Unwinding	NET Oi	+▲▼	Net Oi Signal	Price Action Signal	VWAP Diff	Strike	BN PCR	BN LTP																																																																																																																																																																																																																																																																																																																																																																																																																																																																											
09:15:15	73707	0		585692	0		511985	0	Bullish	Wait	92.85	21700	7.95	21,715.00	09:15:15	-68639	0		648419	0		717058	0	Bullish	Wait	221.18	48500	100	48,479.05	09:16:15	-90922	-22283	Short C	648419	0		739341	22283	Bullish	Wait	-1.69	48500	100	48,451.65																																																																																																																																																																																																																																																																																																																																																																																																																																																																											
09:16:15	-26335	-100042	Short C	583489	-2203	Long UW	609824	97839	Bullish	Wait	15.12	21700	100	21,712.80	09:16:15	-90922	-22283	Short C	648419	0		739272	-69	Bullish	Wait	-0.98	48400	100	48,445.75	09:17:14	-26335	0		648350	-69		739272	-69	Bullish	Wait	-0.98	48400	100	48,445.75																																																																																																																																																																																																																																																																																																																																																																																																																																																																											
09:17:14	-26335	0		583489	0		609824	0	Bullish	Wait	1.97	21700	100	21,721.25	09:17:14	-90922	0		648350	-69		739272	0	Bullish	Wait	-2.87	48400	100	48,432.45	09:18:14	-26335	0		648350	0		739272	0	Bullish	Wait	-2.87	48400	100	48,432.45																																																																																																																																																																																																																																																																																																																																																																																																																																																																											
09:18:14	-26335	0		583489	0		609824	0	Bullish	Wait	92.85	21700	100	21,718.10	09:18:14	-90922	0		648350	0		739272	0	Bullish	Wait	-2.87	48400	100	48,432.45	09:19:15	-19309	7026		633924	50435		653233	43409	Bullish	Wait	7.14	21700	100	21,722.40																																																																																																																																																																																																																																																																																																																																																																																																																																																																											
09:19:15	-19309	7026		633924	50435		653233	43409	Bullish	Wait	7.14	21700	100	21,722.40	09:19:15	-24578	66344		863839	215489		888417	149145	Bullish	Wait	-0.80	48400	100	48,423.35	09:20:14	46318	65627		736549	102625		690231	36998	Bullish	Wait	92.85	21700	15.9	21,720.50																																																																																																																																																																																																																																																																																																																																																																																																																																																																											
09:20:14	46318	65627		736549	102625		690231	36998	Bullish	Wait	92.85	21700	15.9	21,720.50	09:20:14	119275	143853		906903	43064		787628	-100789	Bullish	Wait	221.18	48400	7.6	48,431.40	09:20:55	46318	0		736549	0		690231	0	Bullish	Wait	3.07	21750	15.9	21,730.15																																																																																																																																																																																																																																																																																																																																																																																																																																																																											
09:20:55	46318	0		736549	0		690231	0	Bullish	Wait	3.07	21750	15.9	21,730.15	09:20:55	119275	0		906903	0		787628	0	Bullish	Wait	-1.69	48500	7.6	48,464.80	09:21:14	46318	0		736549	0		690231	0	Bullish	Wait	3.07	21750	15.9	21,730.15																																																																																																																																																																																																																																																																																																																																																																																																																																																																											
09:21:14	46318	0		736549	0		690231	0	Bullish	Wait	3.07	21750	15.9	21,730.15	09:21:14	119275	0		906903	0		787628	0	Bullish	Wait	-1.69	48500	7.6	48,464.80	09:22:15	110423	64105		736549	0		626126	-64105	Bullish	Wait	16.12	21750	6.67	21,736.05																																																																																																																																																																																																																																																																																																																																																																																																																																																																											
09:22:15	110423	64105		736549	0		626126	-64105	Bullish	Wait	16.12	21750	6.67	21,736.05	09:22:15	157615	38340		1107734	200831		950119	162491	Bullish	Wait	62.27	48500	7.03	48,517.45	09:23:18	125566	15143		854518	117969		728952	102826	Bullish	Wait	16.23	21750	6.81	21,740.60																																																																																																																																																																																																																																																																																																																																																																																																																																																																											
09:23:18	125566	15143		854518	117969		728952	102826	Bullish	Wait	16.23	21750	6.81	21,740.60	09:23:18	246149	88534		1145796	38062		899647	-50472	Bullish	Wait	83.06	48500	4.65	48,543.45	09:24:17	125566	0		854518	0		728952	0	Bullish	Wait	18.11	21750	6.81	21,734.10																																																																																																																																																																																																																																																																																																																																																																																																																																																																											
09:24:17	125566	0		854518	0		728952	0	Bullish	Wait	18.11	21750	6.81	21,734.10	09:24:17	246149	0		1145796	0		899647	0	Bullish	Wait	221.18	48500	4.65	48,549.70	09:25:16	146224	20658		909188	54670		762964	34012	Bullish	Wait	14.36	21750	6.22	21,738.30																																																																																																																																																																																																																																																																																																																																																																																																																																																																											
09:25:16	146224	20658		909188	54670		762964	34012	Bullish	Wait	14.36	21750	6.22	21,738.30	09:25:16	223815	-23334	Short C	1300285	154489		1076470	176823	Bullish	Wait	90.54	48600	5.81	48,579.10	09:26:14	146275	51		924978	15790		778703	15739	Bullish	Wait	1.97	21750	6.32	21,735.50																																																																																																																																																																																																																																																																																																																																																																																																																																																																											
09:26:14	146275	51		924978	15790		778703	15739	Bullish	Wait	1.97	21750	6.32	21,735.50	09:26:14	225012	1197		1367167	66882		1142155	65685	Bullish	Wait	91.24	48600	6.08	48,572.05	09:27:15	146275	0		924978	0		778703	0	Bullish	Bullish	92.85	21750	6.32	21,732.20																																																																																																																																																																																																																																																																																																																																																																																																																																																																											
09:27:15	146275	0		924978	0		778703	0	Bullish	Bullish	92.85	21750	6.32	21,732.20	09:27:15	225012	0		1367167	0		1142155	0	Bullish	Bullish	-0.98	48600	6.08	48,553.00	09:28:14	190047	43772		924978	0		734931	-43772	Bullish	Bullish	5.69	21750	4.87	21,731.70																																																																																																																																																																																																																																																																																																																																																																																																																																																																											
09:28:14	190047	43772		924978	0		734931	-43772	Bullish	Bullish	5.69	21750	4.87	21,731.70	09:28:14	225012	0		1477286	110119		1252274	110119	Bullish	Bullish	48.31	48500	6.57	48,537.20	09:29:14	190047	0		981102	56124		791055	56124	Bullish	Bullish	13.34	21750	5.16	21,734.75																																																																																																																																																																																																																																																																																																																																																																																																																																																																											
09:29:14	190047	0		981102	56124		791055	56124	Bullish	Bullish	13.34	21750	5.16	21,734.75	09:29:14	331388	106376		1542706	65420		1211318	-40956	Bullish	Bullish	58.44	48500	4.66	48,546.60	09:30:14	190047	0		981102	0		791055	0	Bullish	Bullish	6.35	21750	5.16	21,731.50																																																																																																																																																																																																																																																																																																																																																																																																																																																																											
09:30:14	190047	0		981102	0		791055	0	Bullish	Bullish	6.35	21750	5.16	21,731.50	09:30:14	331388	0		1542706	0		1211318	0	Bullish	Bullish	221.18	48500	4.66	48,523.30	09:31:14	217758	27711		1022188	41086		804430	13375	Bullish	Bullish	5.22	21750	4.69	21,741.75																																																																																																																																																																																																																																																																																																																																																																																																																																																																											
09:31:14	217758	27711		1022188	41086		804430	13375	Bullish	Bullish	5.22	21750	4.69	21,741.75	09:31:14	415449	84061		1542706	0		1127257	-84061	Bullish	Bullish	46.99	48500	3.71	48,545.80	09:32:14	217758	0		1022188	0		804430	0	Bullish	Bullish	92.85	21750	4.69	21,739.45																																																																																																																																																																																																																																																																																																																																																																																																																																																																											
09:32:14	217758	0		1022188	0		804430	0	Bullish	Bullish	92.85	21750	4.69	21,739.45	09:32:14	459905	44456		1647283	104577		1187378	60121	Bullish	Bullish	23.66	48500	3.58	48,530.40	09:33:14	217758	0		1022188	0		804430	0	Bullish	Bullish	7.14	21750	4.69	21,739.35																																																																																																																																																																																																																																																																																																																																																																																																																																																																											
09:33:14	217758	0		1022188	0		804430	0	Bullish	Bullish	7.14	21750	4.69	21,739.35	09:33:14	459905	0		1647283	0		1187378	0	Bullish	Bullish	-7.08	48500	3.58	48,493.15	09:34:14	227469	9711		1065333	43145		837864	33434	Bullish	Bullish	8.36	21750	4.68	21,738.55																																																																																																																																																																																																																																																																																																																																																																																																																																																																											
09:34:14	227469	9711		1065333	43145		837864	33434	Bullish	Bullish	8.36	21750	4.68	21,738.55	09:34:14	509315	49410		1710533	63250		1201218	13840	Bullish	Bullish	0.46	48500	3.36	48,501.05	09:35:15	227659	190		1066547	1214		838888	1024	Bullish	Bearish	4.48	21700	4.68	21,719.75																																																																																																																																																																																																																																																																																																																																																																																																																																																																											
09:35:15	227659	190		1066547	1214		838888	1024	Bullish	Bearish	4.48	21700	4.68	21,719.75	09:35:15	564032	54717		1718084	7551		1154052	-47166	Bullish	Bearish	13.23	48500	3.05	48,468.50	09:36:14	236704	9045		1066547	0		829843	-9045	Bullish	Bearish	14.36	21750	4.51	21,730.25																																																																																																																																																																																																																																																																																																																																																																																																																																																																											
09:36:14	236704	9045		1066547	0		829843	-9045	Bullish	Bearish	14.36	21750	4.51	21,730.25	09:36:14	584225	20193		1718084	0		1133859	-20193	Bullish	Bearish	34.79	48500	2.94	48,462.10	09:37:14	243198	6494		1066478	-69		823280	-6563	Bullish	Bearish	-5.55	21700	4.39	21,723.95																																																																																																																																																																																																																																																																																																																																																																																																																																																																											
09:37:14	243198	6494		1066478	-69		823280	-6563	Bullish	Bearish	-5.55	21700	4.39	21,723.95	09:37:14	584225	0		1709146	-8938	Long UW	1124921	-8938	Bullish	Bearish	-28.19	48400	2.93	48,447.25	09:38:15	251462	8264		1064556	-1922	Long UW	813094	-10186	Bullish	Bearish	-4.33	21700	4.23	21,725.40																																																																																																																																																																																																																																																																																																																																																																																																																																																																											
09:38:15	251462	8264		1064556	-1922	Long UW	813094	-10186	Bullish	Bearish	-4.33	21700	4.23	21,725.40	09:38:15	679014	94789		1709146	-16968	Long UW	1013164	-111757	Bullish	Bearish	-21.14	48400	2.49	48,462.60	09:39:14	251462	0		1064556	0		813094	0	Bullish	Bearish	-6.68	21700	4.23	21,723.15																																																																																																																																																																																																																																																																																																																																																																																																																																																																											
09:39:14	251462	0		1064556	0		813094	0	Bullish	Bearish	-6.68	21700	4.23	21,723.15	09:39:14	686347	7333		1692178	0		1005831	-7333	Bullish	Bearish	-7.08	48400	2.47	48,435.55	09:40:15	272625	21163		1064556	0		791931	-21163	Bullish	Bearish	-4.21	21700	3.9	21,723.65																																																																																																																																																																																																																																																																																																																																																																																																																																																																											
09:40:15	272625	21163		1064556	0		791931	-21163	Bullish	Bearish	-4.21	21700	3.9	21,723.65	09:40:15	760154	73807		1692178	0		932024	-73807	Bullish	Bearish	-19.28	48500	2.23	48,460.00	09:41:14	294403	21778		1079791	15235		785388	-6543	Bullish	Bearish	-3.64	21700	3.67	21,723.75																																																																																																																																																																																																																																																																																																																																																																																																																																																																											
09:41:14	294403	21778		1079791	15235		785388	-6543	Bullish	Bearish	-3.64	21700	3.67	21,723.75																																																																																																																																																																																																																																																																																																																																																																																																																																																																																																									

Nifty ATM	Nifty Spot	Nifty Pre CL	Nifty Open	Nifty High	Nifty Low	India VIX	Current Expiry	Exp High	21,887.10	85.65	Not Break	Resistanc	21800	BN ATM	BN Spot	BN Pre CL	BN Open	BN High	BN Low	India VIX	Thursday	Exp High	48,863.20	228.75	Not Break	Resistanc	48500		
21800	21,778.70	21654.75	21,715.00	21,801.45	21,678.00	15.14	2023-12-28	Exp Low	21,542.90	135.10	Not Break	Support	21750	48500	48,508.55	48,282.20	48,479.05	48,636.45	48,343.15	15.14		Exp Low	48,094.90	248.25	Not Break	Support	48500		
Time	Call COI (Bearish ▼)	Call COI (+▲▼)	Short Covering	Put COI (Bullish ▲)	Put COI (+▲▼)	Long UW	NET Oi	+▲▼	Net Oi Signal	Price Action Signal	VWAP Diff	Strike	Nifty PCR	Nifty LTP	Time	Call COI (Bearish ▼)	Call COI (+▲▼)	Short Covering	Put COI (Bullish ▲)	Put COI (+▲▼)	Long Unwinding	NET Oi	+▲▼	Net Oi Signal	Price Action Signal	VWAP Diff	Strike	BN PCR	BN LTP
10:16:17	508172	35668		1059240	24956		551068	-10712	Bullish	Bearish	-29.23	21700	2.08	21,691.90	10:16:17	1156565	59816		1780139	0		614474	-59816	Bullish	Bearish	-87.88	48400	1.53	48,395.60
10:17:16	508172	0		1059240	0		551068	0	Bullish	Bearish	-32.07	21700	2.08	21,702.80	10:17:16	1156565	0		1830831	50692		665166	50692	Bullish	Bearish	-100.53	48400	1.57	48,408.15
10:18:14	508172	0		1059240	0		551068	0	Bullish	Bearish	-25.88	21700	2.08	21,703.70	10:18:14	1156565	0		1830831	0		665166	0	Bullish	Bullish	-85.96	48400	1.57	48,415.10
10:19:14	508172	0		1084302	25062		519024	25062	Bullish	Bullish	-20.56	21700	2.13	21,707.65	10:19:14	1156565	0		1830831	0		665166	0	Bullish	Bullish	-68.53	48400	1.57	48,424.85
10:20:14	534795	26623		1084302	0		549507	-26623	Bullish	Bullish	-15.96	21700	2.03	21,704.85	10:20:14	1223947	58282		1928524	97693		704577	39411	Bullish	Bullish	-63.17	48400	1.58	48,420.00
10:21:14	534795	0		1084302	0		549507	0	Bullish	Bullish	-13.80	21700	2.03	21,707.50	10:21:14	1223947	0		1928524	0		704577	0	Bullish	Bullish	-27.86	48500	1.58	48,457.90
10:22:14	565278	30483		1084302	0		519024	-30483	Bullish	Bullish	-20.75	21700	1.92	21,698.80	10:22:14	1266196	42249		2035058	106534		768862	64285	Bullish	Bullish	-42.09	48400	1.61	48,424.25
10:23:14	565278	0		1119097	34795		553819	34795	Bullish	Bearish	-32.11	21700	1.98	21,689.70	10:23:14	1266196	0		2035058	0		768862	0	Bullish	Bearish	-73.82	48400	1.61	48,417.65
10:24:14	565278	0		1119097	0		553819	0	Bullish	Bearish	-37.66	21700	1.98	21,695.75	10:24:14	1266196	0		2035058	0		768862	0	Bullish	Bearish	-91.93	48400	1.61	48,408.30
10:25:15	573019	7741		1140871	21774		567852	14033	Bullish	Bullish	-16.27	21700	1.99	21,705.25	10:25:15	1274491	8295		2035058	0		760567	-8295	Bullish	Bullish	-32.12	48400	1.6	48,436.05
10:26:17	573019	0		1140871	0		567852	0	Bullish	Bullish	-15.28	21700	1.99	21,707.70	10:26:17	1274491	0		2084546	49488		810055	49488	Bullish	Bullish	-41.48	48400	1.64	48,436.35
10:27:14	573019	0		1140871	0		567852	0	Bullish	Bullish	-23.94	21700	1.99	21,699.15	10:27:14	1274491	0		2084546	0		810055	0	Bullish	Bullish	-66.01	48400	1.64	48,429.40
10:28:15	593049	20030		1179546	38675		586497	18645	Bullish	Bullish	-26.92	21700	1.99	21,701.75	10:28:15	1336599	62108		2084546	0		747947	-62108	Bullish	Bullish	-85.59	48400	1.56	48,405.30
10:29:12	593049	0		1179546	0		586497	0	Bullish	Bullish	-18.42	21700	1.99	21,703.25	10:29:12	1336599	0		2134815	50269		798216	50269	Bullish	Bullish	-84.67	48400	1.6	48,408.60
10:30:14	593049	0		1179546	0		586497	0	Bullish	Bullish	-14.42	21700	1.99	21,703.35	10:30:14	1336599	0		2134815	0		798216	0	Bullish	Bullish	-61.54	48400	1.6	48,412.15
10:31:15	593049	0		1223222	43676		630173	43676	Bullish	Bullish	-8.87	21700	2.06	21,721.35	10:31:15	1336599	0		2174397	39582		837798	39582	Bullish	Bullish	-73.14	48400	1.63	48,438.85
10:32:15	594568	1519		1223222	0		628654	-1519	Bullish	Bullish	-5.82	21700	2.06	21,713.15	10:32:15	1389341	52742		2174397	0		785056	-52742	Bullish	Bullish	-57.89	48400	1.57	48,431.55
10:33:14	594568	0		1223222	0		628654	0	Bullish	Bullish	-14.78	21700	2.06	21,708.40	10:33:14	1389341	0		2174397	0		785056	0	Bullish	Bearish	-93.59	48400	1.57	48,396.65
10:34:15	627423	32855		1281510	58288		654087	25433	Bullish	Bearish	-18.73	21700	2.04	21,706.95	10:34:15	1444466	55125		2219723	45326		775257	-9799	Bullish	Bearish	-99.25	48400	1.54	48,397.20
10:35:14	627423	0		1281510	0		654087	0	Bullish	Bullish	-12.67	21700	2.04	21,705.45	10:35:14	1444466	0		2219719	-4		775253	-4	Bullish	Bullish	-51.99	48400	1.54	48,428.60
10:36:15	627423	0		1281510	0		654087	0	Bullish	Bullish	-11.55	21700	2.04	21,705.90	10:36:15	1444466	0		2219719	0		775253	0	Bullish	Bullish	-44.24	48400	1.54	48,431.10
10:37:14	649855	22432		1305640	24130		655785	1698	Bullish	Bullish	-16.46	21700	2.01	21,702.05	10:37:14	1461437	16971		2219719	0		758282	-16971	Bullish	Bullish	-55.45	48400	1.52	48,414.90
10:38:14	649855	0		1305640	0		655785	0	Bullish	Bearish	-26.32	21700	2.01	21,695.50	10:38:14	1461306	-131		2285283	65564		823977	65695	Bullish	Bearish	-65.21	48400	1.56	48,397.50
10:39:15	649855	0		1305640	0		655785	0	Bullish	Bearish	-18.26	21700	2.01	21,700.15	10:39:15	1461306	0		2285283	0		823977	0	Bullish	Bearish	-43.88	48400	1.56	48,422.30
10:40:14	649855	0		1303670	-1970	Long UW	653815	-1970	Bullish	Bearish	-23.06	21700	2.01	21,698.25	10:40:14	1461306	0		2285283	0		823977	0	Bullish	Bearish	-70.69	48400	1.56	48,416.95
10:41:14	647411	-2444	Short C	1303670	0		656259	2444	Bullish	Bearish	-27.63	21700	2.01	21,690.10	10:41:14	1506402	45096		2325651	40368		819249	-4728	Bullish	Bearish	-74.81	48400	1.54	48,378.85
10:42:14	647411	0		1303670	0		656259	0	Bullish	Bearish	-38.82	21700	2.01	21,696.90	10:42:14	1506402	0		2325649	-2		819247	-2	Bullish	Bearish	-103.84	48400	1.54	48,407.65
10:43:14	654916	7505		1315761	12091		660845	4586	Bullish	Bearish	-27.38	21700	2.01	21,696.40	10:43:14	1514800	8398		2325649	0		810849	-8398	Bullish	Bearish	-81.02	48400	1.54	48,402.75
10:44:14	654916	0		1315761	0		660845	0	Bullish	Bearish	-17.31	21700	2.01	21,703.30	10:44:14	1514800	0		2330358	4709		815558	4709	Bullish	Bearish	-56.04	48400	1.54	48,410.90
10:45:14	654916	0		1315761	0		660845	0	Bullish	Bearish	-23.02	21700	2.01	21,700.45	10:45:14	1514800	0		2330348	-10		815548	-10	Bullish	Bearish	-63.10	48400	1.54	48,412.15
10:46:14	678576	23660		1315761	0		637185	-23660	Bullish	Bearish	-25.30	21700	1.94	21,700.45	10:46:14	1579637	64837		2368852	38504		789215	-26333	Bullish	Bullish	-66.07	48400	1.5	48,410.85
10:47:14	678576	0		1332418	16657		653842	16657	Bullish	Bearish	-20.56	21700	1.96	21,703.40	10:47:14	1579637	0		2368875	23		789238	23	Bullish	Bullish	-44.27	48400	1.5	48,418.30
10:48:14	678576	0		1332418	0		653842	0	Bullish	Bullish	-14.77	21700	1.96	21,706.45	10:48:14	1579637	0		2368875	0		789238	0	Bullish	Bullish	-44.27	48400	1.5	48,435.90
10:49:14	704585	26009		1332418	0		627833	-26009	Bullish	Bullish	-10.09	21700	1.89	21,709.70	10:49:14	1579637	0		2368875	0		789238	0	Bullish	Bullish	7.30	48500	1.5	48,465.95
10:50:14	704585	0		1360026	27608		655441	27608	Bullish	Bullish	-11.83	21700	1.93	21,707.05	10:50:14	1582359	2722		2390740	21865		808381	19143	Bullish	Bullish	2.35	48500	1.51	48,452.40
10:51:14	704585	0		1360026	0		655441	0	Bullish	Bullish	-14.58	21700	1.93	21,714.55	10:51:14	1582359	0		2390740	0		808381	0	Bullish	Bullish	-18.42	48500	1.51	48,454.20
10:52:15	704585	0		1393083	33057		688498	33057	Bullish	Bullish	-4.81	21700	1.98	21,712.30	10:52:15	1582359	0		2390740	0		808381	0	Bullish	Bullish	-7.51	48500	1.51	48,461.45
10:53:14	723512	18927		1393083	0		669571																						

Nifty ATM	Nifty Spot	Nifty Pre O	Nifty Open	Nifty High	Nifty Low	India VIX	Current Expiry	Exp High	21,887.10	85.65	Not Break	Resistanc	21800	BN ATM	BN Spot	BN Pre CL	BN Open	BN High	BN Low	India VIX	Thursday		Exp High	48,863.20	228.75	Not Break	Resistanc	48500	
21800	21,778.70	21654.75	21,715.00	21,801.45	21,678.00	15.14	2023-12-28	Exp Low	21,542.90	135.10	Not Break	Support	21750	48500	48,508.55	48,282.20	48,479.05	48,636.45	48,343.15	15.14		Exp Low	48,094.90	248.25	Not Break	Support	48500		
Time	Call COI (Bearish ▼)	Call COI (+▲-▼)	Short Covering	Put COI (Bullish ▲)	Put COI (+▲-▼)	Long UW	NET Oi	+▲-▼	Net Oi Signal	Price Action Signal	VWAP Diff	Strike	Nifty PCR	Nifty LTP	Time	Call COI (Bearish ▼)	Call COI (+▲-▼)	Short Covering	Put COI (Bullish ▲)	Put COI (+▲-▼)	Long Unwinding	NET Oi	+▲-▼	Net Oi Signal	Price Action Signal	VWAP Diff	Strike	BN PCR	BN LTP
11:18:14	652604	0	0	1589281	0	0	936677	0	Bullish	Bullish	6.89	21750	2.44	21,727.30	11:18:14	1564605	0	0	2792834	0	0	1228229	0	Bullish	Bullish	50.67	48500	1.79	48,500.95
11:19:14	652604	0	0	1587253	-2028	Long UW	934649	-2028	Bullish	Bullish	5.39	21750	2.43	21,725.45	11:19:14	1629610	65005	0	2837075	44241	0	1207465	-20764	Bullish	Bullish	37.82	48500	1.74	48,497.05
11:20:08	686780	34176	0	1587253	0	0	900473	-34176	Bullish	Bullish	6.46	21750	2.31	21,725.90	11:20:08	1629572	-38	0	2837091	16	0	1207519	54	Bullish	Bullish	24.57	48500	1.74	48,498.50
11:21:15	686780	0	0	1587253	0	0	900473	0	Bullish	Bullish	9.09	21750	2.31	21,727.90	11:21:15	1629572	0	0	2837091	0	0	1207519	0	Bullish	Bullish	47.45	48500	1.74	48,509.15
11:22:24	686780	0	0	1603183	15930	0	916403	15930	Bullish	Bullish	8.40	21750	2.33	21,729.30	11:22:24	1629572	0	0	2837090	-1	0	1207518	-1	Bullish	Bullish	24.57	48500	1.74	48,509.40
11:23:17	716933	30153	0	1603183	0	0	886250	-30153	Bullish	Bearish	10.80	21700	2.24	21,724.60	11:23:17	1686706	57134	0	2862361	25271	0	1175655	-31863	Bullish	Bearish	-2.60	48500	1.7	48,484.00
11:24:16	716933	0	0	1603183	0	0	886250	0	Bullish	Bearish	6.04	21700	2.24	21,723.90	11:24:16	1686706	0	0	2862361	0	0	1175655	0	Bullish	Bearish	7.37	48500	1.7	48,480.00
11:25:15	716933	0	0	1603183	0	0	886250	0	Bullish	Bearish	8.23	21750	2.24	21,729.00	11:25:15	1718883	32177	0	2862361	0	0	1143478	-32177	Bullish	Bearish	27.40	48500	1.67	48,491.10
11:26:14	728724	11791	0	1613436	10253	0	884712	-1538	Bullish	Bearish	8.05	21750	2.21	21,726.95	11:26:14	1718992	109	0	2845014	-17347	Long UW	1126022	-17456	Bullish	Bearish	19.75	48500	1.66	48,495.20
11:27:14	728724	0	0	1613436	0	0	884712	0	Bullish	Bearish	11.97	21750	2.21	21,731.65	11:27:14	1718992	0	0	2845008	-6	0	1126016	-6	Bullish	Bearish	17.40	48500	1.66	48,501.75
11:28:13	746680	17956	0	1613436	0	0	866756	-17956	Bullish	Bearish	13.88	21750	2.16	21,733.95	11:28:13	1718992	0	0	2845008	0	0	1126016	0	Bullish	Bearish	27.18	48500	1.66	48,503.40
11:29:14	746680	0	0	1622458	9022	0	875778	9022	Bullish	Bullish	15.90	21750	2.17	21,731.20	11:29:14	1764389	45397	0	2853497	8489	0	1089108	-36908	Bullish	Bearish	29.12	48500	1.62	48,496.45
11:30:14	746680	0	0	1622458	0	0	875778	0	Bullish	Bearish	15.90	21750	2.17	21,727.85	11:30:14	1764389	0	0	2853497	0	0	1089108	0	Bullish	Bearish	29.12	48500	1.62	48,479.15
11:31:14	746680	0	0	1648046	25588	0	901366	25588	Bullish	Bullish	10.12	21750	2.21	21,730.45	11:31:14	1764389	0	0	2858535	5038	0	1094146	5038	Bullish	Bearish	19.75	48500	1.62	48,485.85
11:32:15	751980	5300	0	1648046	0	0	896066	-5300	Bullish	Bullish	14.37	21750	2.19	21,738.95	11:32:15	1794826	30437	0	2858541	6	0	1063715	-30431	Bullish	Bearish	8.03	48500	1.59	48,496.00
11:33:14	751980	0	0	1648046	0	0	896066	0	Bullish	Bullish	18.24	21750	2.19	21,736.80	11:33:14	1794826	0	0	2858541	0	0	1063715	0	Bullish	Bearish	31.65	48500	1.59	48,497.30
11:34:15	751980	0	0	1669096	21050	0	917116	21050	Bullish	Bullish	23.38	21750	2.22	21,739.10	11:34:15	1797117	2291	0	2886473	27932	0	1089356	25641	Bullish	Bearish	27.18	48500	1.61	48,500.10
11:35:14	745823	-6157	Short C	1669096	0	0	923273	6157	Bullish	Bullish	15.90	21750	2.24	21,733.55	11:35:14	1796672	-445	0	2886490	17	0	1089818	462	Bullish	Bearish	17.41	48500	1.61	48,482.10
11:36:14	745823	0	0	1669096	0	0	923273	0	Bullish	Bullish	18.87	21750	2.24	21,734.55	11:36:14	1796672	0	0	2886490	0	0	1089818	0	Bullish	Bearish	19.32	48500	1.61	48,483.55
11:37:14	759143	13320	0	1669096	0	0	909953	-13320	Bullish	Bullish	21.63	21750	2.2	21,743.60	11:37:14	1796672	0	0	2886490	0	0	1089818	0	Bullish	Bullish	31.71	48500	1.61	48,505.55
11:38:14	759143	0	0	1687264	18168	0	928121	18168	Bullish	Bullish	20.77	21750	2.22	21,741.30	11:38:14	1815667	18995	0	2907140	20650	0	1091473	1655	Bullish	Bullish	24.06	48500	1.6	48,491.70
11:39:14	759143	0	0	1687264	0	0	928121	0	Bullish	Bullish	20.81	21750	2.22	21,739.25	11:39:14	1815667	0	0	2907140	0	0	1091473	0	Bullish	Bearish	16.54	48500	1.6	48,489.50
11:40:15	769190	10047	0	1687264	0	0	918074	-10047	Bullish	Bullish	22.82	21750	2.19	21,738.20	11:40:15	1815667	0	0	2907140	0	0	1091473	0	Bullish	Bearish	30.93	48500	1.6	48,493.70
11:41:14	769190	0	0	1695216	7952	0	926026	7952	Bullish	Bullish	19.82	21750	2.2	21,736.80	11:41:14	1824652	8985	0	2905584	-1556	Long UW	1080932	-10541	Bullish	Bearish	34.30	48500	1.59	48,502.00
11:42:14	769190	0	0	1695216	0	0	926026	0	Bullish	Bullish	22.14	21750	2.2	21,739.20	11:42:14	1824652	0	0	2905586	2	0	1080934	2	Bullish	Bullish	34.30	48500	1.59	48,498.95
11:43:16	787516	18326	0	1695216	0	0	907700	-18326	Bullish	Bullish	22.42	21750	2.15	21,737.60	11:43:16	1808922	-15730	Short C	2944993	39407	0	1136071	55137	Bullish	Bullish	53.25	48500	1.63	48,508.55
11:44:14	787516	0	0	1711517	16301	0	924001	16301	Bullish	Bullish	17.35	21750	2.17	21,733.15	11:44:14	1808922	0	0	2944994	1	0	1136072	1	Bullish	Bullish	19.32	48500	1.63	48,497.00
11:45:15	787516	0	0	1711517	0	0	924001	0	Bullish	Bearish	12.35	21750	2.17	21,733.35	11:45:15	1808922	0	0	2944994	0	0	1136072	0	Bullish	Bullish	29.97	48500	1.63	48,503.15
11:46:14	798400	10884	0	1725594	14077	0	927194	3193	Bullish	Bearish	15.46	21750	2.16	21,733.40	11:46:14	1817430	8508	0	2952209	7215	0	1134779	-1293	Bullish	Bullish	1.30	48500	1.62	48,497.90
11:47:14	798400	0	0	1725594	0	0	927194	0	Bullish	Bearish	14.55	21750	2.16	21,735.30	11:47:14	1818920	1490	0	2957714	5505	0	1138794	4015	Bullish	Bearish	1.30	48500	1.63	48,497.75
11:48:14	798400	0	0	1725594	0	0	927194	0	Bullish	Bearish	20.81	21750	2.16	21,733.15	11:48:14	1818920	0	0	2957714	0	0	1138794	0	Bullish	Bullish	27.42	48500	1.63	48,491.50
11:49:15	798400	0	0	1732285	6691	0	933885	6691	Bullish	Bearish	15.05	21750	2.17	21,733.55	11:49:15	1818920	0	0	2957714	0	0	1138794	0	Bullish	Bullish	30.93	48500	1.63	48,494.55
11:50:14	814371	15971	0	1732285	0	0	917914	-15971	Bullish	Bearish	13.51	21750	2.13	21,732.80	11:50:14	1850503	31583	0	2958794	1080	0	1108291	-30503	Bullish	Bearish	34.30	48500	1.6	48,489.80
11:51:15	814371	0	0	1732285	0	0	917914	0	Bullish	Bearish	22.14	21750	2.13	21,735.55	11:51:15	1850503	0	0	2958794	0	0	1108291	0	Bullish	Bullish	44.26	48500	1.6	48,505.95
11:52:18	814371	0	0	1736376	4091	0	922005	4091	Bullish	Bearish	18.81	21750	2.13	21,731.75	11:52:18	1819432	-31071	Short C	2958794	0	0	1139362	31071	Bullish	Bullish	42.53	48500	1.63	48,493.20
11:53:14	830660	16289	0	1736376	0	0	905716	-16289	Bullish	Bearish	15.98	21750	2.09	21,729.00	11:53:14	1819432	0	0	2972832	14032	0	1153394	14032	Bullish	Bearish	32.93	48500	1.63	48,488.15
11:54:16	830660	0	0	17																									

Nifty ATM	Nifty Spot	Nifty Pre O	Nifty Open	Nifty High	Nifty Low	India VIX	Current Expiry	Exp High	21,887.10	85.65	Not Break	Resistanc	21800	BN ATM	BN Spot	BN Pre CL	BN Open	BN High	BN Low	India VIX	Thursday		Exp High	48,863.20	228.75	Not Break	Resistanc	48500	
21800	21,778.70	21654.75	21,715.00	21,801.45	21,678.00	15.14	2023-12-28	Exp Low	21,542.90	135.10	Not Break	Support	21750	48500	48,508.55	48,282.20	48,479.05	48,636.45	48,343.15	15.14			Exp Low	48,094.90	248.25	Not Break	Support	48500	
Time	Call COI (Bearish ▼)	Call COI (+▲-▼)	Short Covering	Put COI (Bullish ▲)	Put COI (+▲-▼)	Long UW	NET Oi	+▲-▼	Net Oi Signal	Price Action Signal	VWAP Diff	Strike	Nifty PCR	Nifty LTP	Time	Call COI (Bearish ▼)	Call COI (+▲-▼)	Short Covering	Put COI (Bullish ▲)	Put COI (+▲-▼)	Long Unwinding	NET Oi	+▲-▼	Net Oi Signal	Price Action Signal	VWAP Diff	Strike	BN PCR	BN LTP
12:20:14	917141	0		1831282	0		914141	0	Bullish	Bearish	14.33	21750	2	21,738.65	12:20:14	1896862	8892		3048077	15617		1151215	6725	Bullish	Bearish	28.99	48500	1.61	48,486.05
12:21:14	917141	0		1831282	0		914141	0	Bullish	Bearish	14.33	21750	2	21,739.95	12:21:14	1896862	0		3048077	0		1151215	0	Bullish	Bearish	34.52	48500	1.61	48,490.80
12:22:14	919446	2305		1831282	0		918136	-2305	Bullish	Bullish	16.33	21750	1.99	21,737.90	12:22:14	1896862	0		3053614	5537		1156752	5537	Bullish	Bullish	32.63	48500	1.61	48,496.40
12:23:14	919446	0		1852413	21131		932967	21131	Bullish	Bullish	19.85	21750	2.01	21,743.30	12:23:14	1907752	10890		3053608	-6		1145856	-10896	Bullish	Bullish	37.85	48500	1.6	48,495.05
12:24:14	919446	0		1852413	0		932967	0	Bullish	Bullish	12.36	21750	2.01	21,744.30	12:24:14	1907752	0		3053608	0		1145856	0	Bullish	Bullish	33.46	48500	1.6	48,500.05
12:25:14	919446	0		1852413	0		932967	0	Bullish	Bullish	23.88	21750	2.01	21,751.45	12:25:14	1907752	0		3053608	0		1145856	0	Bullish	Bullish	40.42	48500	1.6	48,523.00
12:26:14	871941	-47505	Short C	1874244	21831		1002303	69336	Bullish	Bullish	27.10	21750	2.15	21,751.05	12:26:14	1903881	-3871	Short C	3065649	12041		1161768	15912	Bullish	Bullish	5.41	48500	1.61	48,518.10
12:27:14	871941	0		1874244	0		1002303	0	Bullish	Bullish	27.10	21750	2.15	21,751.05	12:27:14	1903881	0		3065649	0		1161768	0	Bullish	Bullish	55.43	48500	1.61	48,518.10
12:28:15	871941	0		1903052	28808		1031111	28808	Bullish	Bullish	29.24	21750	2.18	21,749.85	12:28:15	1906203	2322		3065649	0		1159446	-2322	Bullish	Bullish	58.03	48500	1.61	48,514.95
12:29:14	832721	-39220	Short C	1903052	0		1070331	39220	Bullish	Bullish	37.98	21750	2.29	21,765.10	12:29:14	1906203	0		3074088	8439		1167885	8439	Bullish	Bullish	79.22	48500	1.61	48,543.05
12:30:15	832721	0		1903052	0		1070331	0	Bullish	Bullish	40.18	21750	2.29	21,764.10	12:30:15	1906203	0		3074088	0		1167885	0	Bullish	Bullish	75.26	48500	1.61	48,536.95
12:31:17	684760	-147961	Short C	1903052	0		12318292	147961	Bullish	Bullish	42.47	21750	2.78	21,764.10	12:31:17	1906203	0		3074088	0		1167885	0	Bullish	Bullish	67.02	48500	1.61	48,536.95
12:32:15	684760	0		1912425	9373		1272665	9373	Bullish	Bullish	39.61	21750	2.79	21,762.60	12:32:15	1874618	-3185	Short C	3061337	-12751	Long UW	1186719	18834	Bullish	Bullish	37.85	48500	1.63	48,531.70
12:33:15	684760	0		1912425	0		1272665	0	Bullish	Bullish	40.02	21750	2.79	21,763.70	12:33:15	1874618	0		3061337	0		1186719	0	Bullish	Bullish	33.46	48500	1.63	48,530.20
12:34:16	684760	0		1912425	0		1272665	0	Bullish	Bullish	37.21	21750	2.79	21,764.55	12:34:16	1874618	0		3061337	0		1186719	0	Bullish	Bullish	69.18	48500	1.63	48,539.60
12:35:15	669590	-15170	Short C	1945215	32790		1275625	47960	Bullish	Bullish	37.92	21750	2.91	21,761.65	12:35:15	1886706	12088		3074797	13460		1188091	1372	Bullish	Bullish	66.07	48500	1.63	48,532.95
12:36:15	669590	0		1945215	0		1275625	0	Bullish	Bullish	35.73	21750	2.91	21,761.80	12:36:15	1886706	0		3074797	0		1188091	0	Bullish	Bullish	57.95	48500	1.63	48,529.85
12:37:15	669590	0		1944024	-1191	Long UW	1274434	-1191	Bullish	Bullish	28.32	21750	2.9	21,756.85	12:37:15	1886706	0		3070157	-4640	Long UW	1183451	-4640	Bullish	Bullish	51.29	48500	1.63	48,519.80
12:38:14	676826	7236		1944024	0		1267198	-7236	Bullish	Bullish	39.61	21750	2.87	21,760.45	12:38:14	1912902	26196		3070162	5		1157260	-26191	Bullish	Bullish	66.92	48500	1.6	48,529.45
12:39:52	676826	0		1944024	0		1267198	0	Bullish	Bullish	37.57	21750	2.87	21,761.85	12:39:52	1912902	0		3070164	2		1157262	2	Bullish	Bullish	70.10	48500	1.6	48,535.00
12:40:14	676826	0		1944024	0		1267198	0	Bullish	Bullish	37.57	21750	2.87	21,761.85	12:40:14	1912902	0		3070164	0		1157262	0	Bullish	Bullish	70.10	48500	1.6	48,535.00
12:41:15	696877	20051		1956959	12935		1260082	-7116	Bullish	Bullish	34.59	21750	2.81	21,761.00	12:41:15	1921478	8576		3096757	26593		1175279	18017	Bullish	Bullish	85.71	48500	1.61	48,534.95
12:42:15	696877	0		1956959	0		1260082	0	Bullish	Bearish	33.53	21750	2.81	21,760.75	12:42:15	1921478	0		3096757	0		1175279	0	Bullish	Bearish	62.73	48500	1.61	48,531.55
12:43:14	708571	11694		1959193	2234		1250622	-9460	Bullish	Bearish	31.40	21750	2.76	21,760.15	12:43:14	1921478	0		3096757	0		1175279	0	Bullish	Bearish	57.95	48500	1.61	48,530.05
12:44:15	708230	-341		1959193	0		1250963	341	Bullish	Bearish	34.17	21750	2.77	21,758.80	12:44:15	1941599	20121		3081157	-15160	Long UW	1139998	-35281	Bullish	Bearish	51.29	48500	1.59	48,530.80
12:45:16	708230	0		1959193	0		1250963	0	Bullish	Bearish	31.86	21750	2.77	21,760.95	12:45:16	1941599	0		3081716	119		1140117	119	Bullish	Bearish	65.25	48500	1.59	48,531.55
12:46:14	708230	0		1959193	0		1250963	0	Bullish	Bullish	34.98	21750	2.77	21,765.00	12:46:14	1945411	-3812		3081716	0		1136305	-3812	Bullish	Bearish	69.09	48500	1.58	48,529.85
12:47:15	715699	7469		1963206	4013		1247507	-3456	Bullish	Bearish	35.83	21750	2.74	21,764.40	12:47:15	1945330	-81		3105873	24157		1160543	24238	Bullish	Bearish	74.66	48500	1.6	48,534.90
12:48:14	715699	0		1963206	0		1247507	0	Bullish	Bullish	41.77	21750	2.74	21,766.15	12:48:14	1945330	0		3105873	0		1160543	0	Bullish	Bullish	85.71	48600	1.6	48,565.15
12:49:15	725114	9415		1963206	0		1238092	-9415	Bullish	Bullish	39.47	21750	2.71	21,768.20	12:49:15	1945330	0		3105873	0		1160543	0	Bullish	Bullish	98.52	48600	1.6	48,563.05
12:50:14	725114	0		1947912	-15294	Long UW	1222798	-15294	Bullish	Bullish	31.40	21750	2.69	21,764.55	12:50:14	1865395	-79935	Short C	3090797	-15076	Long UW	1225402	64859	Bullish	Bullish	93.44	48600	1.66	48,563.25
12:51:14	725114	0		1947912	0		1222798	0	Bullish	Bearish	34.17	21750	2.69	21,753.00	12:51:14	1865395	0		3090797	0		1225402	0	Bullish	Bullish	93.53	48600	1.66	48,555.00
12:52:14	721835	-3279	Short C	1947912	0		1226077	3279	Bullish	Bearish	32.64	21750	2.7	21,750.30	12:52:14	1865395	0		3090797	0		1225402	0	Bullish	Bullish	93.53	48500	1.66	48,542.35
12:53:14	721835	0		1914213	-33699	Long UW	1192378	-33699	Bullish	Bearish	34.98	21750	2.65	21,753.25	12:53:14	1871582	6187		3079454	-11343	Long UW	1207872	-17530	Bullish	Bearish	69.09	48500	1.65	48,531.95
12:54:14	721835	0		1914213	0		1192378	0	Bullish	Bearish	19.19	21750	2.65	21,749.10	12:54:14	1871582	0		3079460	6		1207878	6	Bullish	Bearish	74.66	48500	1.65	48,515.55
12:55:14	721835	0		1925280	10167		1203445	11067	Bullish	Bearish	15.49	21750	2.67	21,752.05	12:55:14	1883878	12296		3079460	0		1195882	-12296	Bullish	Bearish	52.15	48500	1.63	48,527.05
12:56:15	741166	19331		1925280	0		1184114	-19331	Bullish	Bearish	16.69	21750	2.6	21,753.70	12:56:15	1883937	59		3151718	72258		1267781	72199	Bullish	Bearish	53.93	48500	1.67	48,527.30
12:57:14	741166	0		1925280	0		1184114	0	Bullish	Bearish	17.40	21750	2.6	21,755.95	12:57:14	1883937	0		3151724	6		1267787	6	Bullish	Bullish	58.53	48500	1.67	48,531.90
12:58:14	741166	0		1925280	0		1184114	0	Bullish	Bearish	18.45	21750	2.6	21,757.00	12:58:14	1883937	0		3151724	0		1267787	0	Bullish	Bearish	56.56	48500	1.67	48,526.90
12:59:15	771655	30489		1924947	-333		1153292	-30822	Bullish	Bearish	20.56	21750	2.49	21,759.35	12:59:15	1916954	33017		3192612	40888		1275658	7871	Bullish	Bullish	71.68	48600	1.67	48,554.85
13:00:13	771655	0		1924947	0		1153292	0	Bullish	Bearish	18.63	21750	2.49	21,754.65	13:00:13	1916954	0		3192612	0		1275658	0	Bullish	Bullish	60.11	48600	1.67	48,537.20
13:01:14																													

Nifty ATM	Nifty Spot	Nifty Pre CL	Nifty Open	Nifty High	Nifty Low	India VIX	Current Expiry	Exp High	21,887.10	85.65	Not Break	Resistanc	21800	BN ATM	BN Spot	BN Pre CL	BN Open	BN High	BN Low	India VIX	Thursday		Exp High	48,863.20	228.75	Not Break	Resistanc	48500	
21800	21,778.70	21654.75	21,715.00	21,801.45	21,678.00	15.14	2023-12-28	Exp Low	21,542.90	135.10	Not Break	Support	21750	48500	48,508.55	48,282.20	48,479.05	48,636.45	48,343.15	15.14		Exp Low	48,094.90	248.25	Not Break	Support	48500		
Time	Call COI (Bearish ▼)	Call COI (+▲-▼)	Short Covering	Put COI (Bullish ▲)	Put COI (+▲-▼)	Long UW	NET Oi	+▲-▼	Net Oi Signal	Price Action Signal	VWAP Diff	Strike	Nifty PCR	Nifty LTP	Time	Call COI (Bearish ▼)	Call COI (+▲-▼)	Short Covering	Put COI (Bullish ▲)	Put COI (+▲-▼)	Long Unwinding	NET Oi	+▲-▼	Net Oi Signal	Price Action Signal	VWAP Diff	Strike	BN PCR	BN LTP
13:22:15	844059	19098		1939454	0		1095395	-19098	Bullish	Bullish	17.22	21750	2.3	21,759.55	13:22:15	1949557	0	0	3283538	0		1333981	0	Bullish	Bullish	54.49	48600	1.68	48,556.35
13:23:16	844059	0		1946338	6884	0	1102279	6884	Bullish	Bearish	23.56	21750	2.31	21,760.25	13:23:16	1937095	-12462	Short C	3308624	25086	0	1371529	37548	Bullish	Bearish	61.30	48600	1.71	48,569.40
13:24:14	844059	0		1946338	0	0	1102279	0	Bullish	Bearish	20.25	21750	2.31	21,758.50	13:24:14	1937095	0	0	3308624	0	0	1371529	0	Bullish	Bearish	66.15	48600	1.71	48,563.10
13:25:14	844059	0		1946338	0	0	1102279	0	Bullish	Bearish	20.25	21750	2.31	21,754.40	13:25:14	1937095	0	0	3308624	0	0	1371529	0	Bullish	Bearish	59.14	48600	1.71	48,565.90
13:26:15	855161	11102		1928553	-17785	Long UW	1073392	-28887	Bullish	Bearish	12.63	21750	2.26	21,753.65	13:26:15	1957457	20362	0	3314413	5789	0	1356956	-14573	Bullish	Bearish	62.54	48600	1.69	48,564.40
13:27:14	855161	0		1928553	0	0	1073392	0	Bullish	Bearish	16.07	21750	2.26	21,753.65	13:27:14	1957457	0	0	3314413	0	0	1356956	0	Bullish	Bearish	62.54	48600	1.69	48,564.40
13:28:14	855161	0		1928553	0	0	1073392	0	Bullish	Bearish	10.12	21750	2.26	21,753.15	13:28:14	1957457	0	0	3314413	0	0	1356956	0	Bullish	Bearish	29.68	48500	1.69	48,541.80
13:29:15	867427	12266		1924739	-3814	Long UW	1057312	-16080	Bullish	Bearish	3.19	21750	2.22	21,740.35	13:29:15	1936447	-21010	Short C	3264248	-50165	Long UW	1327801	-29155	Bullish	Bearish	46.61	48500	1.69	48,510.50
13:30:14	867427	0		1924739	0	0	1057312	0	Bullish	Bearish	2.94	21750	2.22	21,750.30	13:30:14	1936447	0	0	3264235	-13	0	1327788	-13	Bullish	Bearish	67.99	48500	1.69	48,535.60
13:31:18	848292	-19135	Short C	1924739	0	0	1076447	19135	Bullish	Bearish	13.01	21750	2.27	21,752.65	13:31:18	1936447	0	0	3264235	0	0	1327788	0	Bullish	Bearish	65.84	48600	1.69	48,555.65
13:32:15	848292	0		1906999	-17740	Long UW	1058707	-17740	Bullish	Bearish	13.01	21750	2.25	21,755.10	13:32:15	1871569	-64878	Short C	3247209	-17026	Long UW	1375640	47852	Bullish	Bullish	58.23	48600	1.74	48,555.15
13:33:14	848292	0		1906999	0	0	1058707	0	Bullish	Bearish	18.40	21750	2.25	21,749.85	13:33:14	1871569	0	0	3247209	0	0	1375640	0	Bullish	Bearish	61.30	48600	1.74	48,553.15
13:34:15	861461	13169		1910828	3829	0	1049367	-9340	Bullish	Bearish	11.11	21750	2.22	21,748.60	13:34:15	1871569	0	0	3247209	0	0	1375640	0	Bullish	Bullish	57.09	48600	1.74	48,560.50
13:35:15	861461	0		1910828	0	0	1049367	0	Bullish	Bearish	2.97	21750	2.22	21,749.35	13:35:15	1900259	28690	0	3256606	9397	0	1356347	-19293	Bullish	Bearish	40.34	48500	1.71	48,542.80
13:36:14	861461	0		1910828	0	0	1049367	0	Bullish	Bearish	16.30	21750	2.22	21,750.20	13:36:14	1900259	0	0	3256601	-5	0	1356342	-5	Bullish	Bearish	66.15	48500	1.71	48,544.60
13:37:14	861461	0		1910828	0	0	1049367	0	Bullish	Bearish	16.30	21750	2.22	21,746.00	13:37:14	1900259	0	0	3256601	0	0	1356342	0	Bullish	Bearish	25.01	48500	1.71	48,527.50
13:38:15	866187	4726		1932261	21433	0	1066074	16707	Bullish	Bearish	0.18	21750	2.23	21,744.20	13:38:15	1900259	0	0	3266225	9624	0	1365966	9624	Bullish	Bearish	10.04	48500	1.72	48,524.90
13:39:14	866187	0		1932261	0	0	1066074	0	Bullish	Bearish	12.63	21750	2.23	21,748.05	13:39:14	1914951	14692	0	3266225	0	0	1351274	-14692	Bullish	Bearish	60.95	48500	1.71	48,547.05
13:40:14	866187	0		1932261	0	0	1066074	0	Bullish	Bearish	15.20	21750	2.23	21,748.20	13:40:14	1914951	0	0	3266225	0	0	1351274	0	Bullish	Bearish	42.96	48500	1.71	48,547.15
13:41:14	857109	-9078	Short C	1932776	515	0	1075667	9593	Bullish	Bearish	6.89	21750	2.25	21,751.90	13:41:14	1918893	3942	0	3285071	18846	0	1366178	14904	Bullish	Bullish	29.68	48500	1.71	48,546.10
13:42:14	857109	0		1932776	0	0	1075667	0	Bullish	Bullish	10.90	21750	2.25	21,755.35	13:42:14	1918893	0	0	3285071	0	0	1366178	0	Bullish	Bullish	36.84	48600	1.71	48,551.25
13:43:14	857109	0		1932776	0	0	1075667	0	Bullish	Bullish	2.94	21750	2.25	21,756.60	13:43:14	1918893	0	0	3285071	0	0	1366178	0	Bullish	Bullish	48.62	48600	1.71	48,556.95
13:44:14	871342	14233		1934149	1373	0	1062807	-12860	Bullish	Bearish	2.94	21750	2.22	21,750.80	13:44:14	1956633	37740	0	3256271	-19800	Long UW	1308638	-57540	Bullish	Bearish	42.09	48500	1.67	48,544.10
13:45:16	871342	0		1934149	0	0	1062807	0	Bullish	Bearish	13.01	21750	2.22	21,748.75	13:45:16	1956633	0	0	3265270	-1	0	1308637	-1	Bullish	Bearish	30.22	48500	1.67	48,539.90
13:46:15	885386	14044		1934149	0	0	1048763	-14044	Bullish	Bullish	5.28	21750	2.18	21,750.85	13:46:15	1956633	0	0	3264779	-491	0	1308146	-491	Bullish	Bearish	32.53	48500	1.67	48,535.30
13:47:15	885224	-162		1943782	9633	0	1058558	9795	Bullish	Bearish	4.50	21750	2.2	21,744.95	13:47:15	1990817	34184	0	3295714	30935	0	1304897	-3249	Bullish	Bearish	9.40	48500	1.66	48,525.65
13:48:14	885224	0		1943782	0	0	1058558	0	Bullish	Bullish	13.01	21750	2.2	21,750.15	13:48:14	1990817	0	0	3295714	0	0	1304897	0	Bullish	Bearish	36.30	48500	1.66	48,534.40
13:49:15	885224	0		1943782	0	0	1058558	0	Bullish	Bearish	7.17	21750	2.2	21,748.25	13:49:15	1990817	0	0	3295714	0	0	1304897	0	Bullish	Bearish	23.62	48500	1.66	48,522.10
13:50:16	888486	3262		1950577	6795	0	1062091	3533	Bullish	Bullish	11.11	21750	2.2	21,749.95	13:50:16	1991736	919	0	3321920	26206	0	1330184	25287	Bullish	Bearish	18.30	48500	1.67	48,519.75
13:51:14	888486	0		1950577	0	0	1062091	0	Bullish	Bullish	4.64	21750	2.2	21,751.30	13:51:14	1991736	0	0	3321920	0	0	1330184	0	Bullish	Bearish	57.09	48500	1.67	48,520.30
13:52:13	888486	0		1950577	0	0	1062091	0	Bullish	Bullish	11.11	21750	2.2	21,752.65	13:52:13	1991736	0	0	3321920	0	0	1330184	0	Bullish	Bearish	57.09	48500	1.67	48,516.20
13:53:15	893655	5169		1950316	-261	0	1056661	-5430	Bullish	Bullish	6.04	21750	2.18	21,753.95	13:53:15	1979323	-12413	Short C	3347711	25791	0	1368388	38204	Bullish	Bearish	12.77	48500	1.69	48,521.55
13:54:14	893655	0		1950316	0	0	1056661	0	Bullish	Bullish	9.43	21750	2.18	21,753.00	13:54:14	1979323	0	0	3347700	-11	0	1368377	-11	Bullish	Bearish	12.77	48500	1.69	48,520.40
13:55:14	893655	0		1950316	0	0	1056661	0	Bullish	Bearish	7.90	21750	2.18	21,753.30	13:55:14	1979323	0	0	3347700	0	0	1368377	0	Bullish	Bearish	27.92	48500	1.69	48,502.80
13:56:14	908051	14396		1951022	706	0	1042971	-13690	Bullish	Bearish	8.29	21750	2.15	21,754.70	13:56:14	1977256	-2067	Short C	3390111	42411	0	1412855	44478	Bullish	Bearish	27.92	48500	1.71	48,508.85
13:57:14	908051	0		1951022	0	0	1042971	0	Bullish	Bullish	7.79	21750	2.15	21,751.45	13:57:14	1977256	0	0	3390092	-19	0	1412836	-19	Bullish	Bearish	33.68	48500	1.71	48,505.70
13:58:15	926945	18894		1951022	0	0	1024077	-18894	Bullish	Bullish	6.88	21750	2.1	21,752.05	13:58:15	1977256	0	0	3390092	0	0	1412836	0	Bullish	Bearish	18.36	48500	1.71	48,511.50
13:59:14	926360	-585		1942116	-8906	Long UW	1015756	-8321	Bullish	Bearish	4.37	21750	2.1	21,750.00	13:59:14	1976543	-713	0	3386599	-3493	Long UW	1410056	-2780	Bullish	Bearish	8.99	48500	1.71	48,496.95
14:00:15	926360	0		1942116	0	0	1015756	0	Bullish	Bearish	3.64	21750	2.1	21,744.90	14:00:15	1976543	0	0	3386599	0	0	1410056	0	Bullish	Bearish	10.22	48500	1.71	48,488.55
14:01:16	926360	0		1942116	0	0	1015756	0	Bullish	Bullish	8.21	21750	2.1	21,755.25	14:01:16	1976543	0	0	3386599	0	0	1410056	0	Bullish	Bearish	42.96	48500	1.71	48,527.65
14:02:14	910097	-16263	Short C	1941767	-349	0	1031670	15914	Bullish	Bullish	11.22	21750	2.13	21,755.25	14:02:14	1952308	-24235	Short C	3351490	-35109									

Nifty ATM	Nifty Spot	Nifty Pre CL	Nifty Open	Nifty High	Nifty Low	India VIX	Current Expiry	Exp High	21,887.10	85.65	Not Break	Resistanc	21800	BN ATM	BN Spot	BN Pre CL	BN Open	BN High	BN Low	India VIX	Thursday		Exp High	48,863.20	226.75	Not Break	Resistanc	48500	
21800	21,778.70	21654.75	21,715.00	21,801.45	21,678.00	15.14	2023-12-28	Exp Low	21,642.90	135.10	Not Break	Support	21750	48500	48,508.55	48,282.20	48,479.05	48,636.45	48,343.15	15.14			Exp Low	48,094.90	248.25	Not Break	Support	48500	
Time	Call COI (Bearish ▼)	Call COI (+▲▼)	Short Covering	Put COI (Bullish ▲)	Put COI (+▲▼)	Long UW	NET Oi	+▲▼	Net Oi Signal	Price Action Signal	VWAP Diff	Strike	Nifty PCR	Nifty LTP	Time	Call COI (Bearish ▼)	Call COI (+▲▼)	Short Covering	Put COI (Bullish ▲)	Put COI (+▲▼)	Long Unwinding	NET Oi	+▲▼	Net Oi Signal	Price Action Signal	VWAP Diff	Strike	BN PCR	BN LTP
14:24:14	890112	0	0	1894950	0		1004838	0	Bullish	Bearish	9.58	21750	2.13	21,752.70	14:24:14	2019367	0	0	3196099	0		1176732	0	Bullish	Bearish	69.14	48500	1.58	48,509.90
14:25:14	890112	0	0	1894950	0		1004838	0	Bullish	Bearish	12.01	21750	2.13	21,753.30	14:25:14	2019367	0	0	3196099	0		1176732	0	Bullish	Bearish	0.10	48500	1.58	48,504.50
14:26:15	894685	4573		1880031	-14919	Long UW	985346	-19492	Bullish	Bullish	5.44	21750	2.1	21,753.45	14:26:15	2027786	8419		3199189	3090		1171403	-5329	Bullish	Bearish	49.84	48500	1.58	48,512.80
14:27:14	894685	0	0	1880031	0		985346	0	Bullish	Bullish	7.02	21750	2.1	21,757.25	14:27:14	2027786	0	0	3199189	0		1171403	0	Bullish	Bearish	-0.87	48500	1.58	48,518.10
14:28:14	894685	0	0	1880031	0		985346	0	Bullish	Bullish	10.35	21750	2.1	21,756.05	14:28:14	2027786	0	0	3199189	0		1171403	0	Bullish	Bearish	10.31	48500	1.58	48,506.45
14:29:14	890797	-3888	Short C	1884615	4584		993818	8472	Bullish	Bullish	16.82	21750	2.12	21,758.35	14:29:14	2042376	14590		3192833	-6356	Long UW	1150457	-20946	Bullish	Bullish	62.66	48500	1.56	48,514.95
14:30:15	890797	0	0	1884615	0		993818	0	Bullish	Bullish	17.12	21750	2.12	21,756.55	14:30:15	2042376	0	0	3192833	0		1150457	0	Bullish	Bullish	71.41	48500	1.56	48,521.40
14:31:14	890797	0	0	1884615	0		993818	0	Bullish	Bearish	7.75	21750	2.12	21,751.75	14:31:14	2042376	0	0	3192833	0		1150457	0	Bullish	Bearish	-5.51	48500	1.56	48,483.60
14:32:14	861565	-29232	Short C	1872662	-11953	Long UW	1011097	17279	Bullish	Bullish	7.53	21750	2.17	21,747.70	14:32:14	2024949	-17427	Short C	3159882	-32951	Long UW	1134933	-15524	Bullish	Bullish	-15.74	48500	1.56	48,489.05
14:33:14	861565	0	0	1872662	0		1011097	0	Bullish	Bullish	9.51	21750	2.17	21,755.25	14:33:14	2024949	0	0	3159936	54		1134987	54	Bullish	Bullish	11.01	48500	1.56	48,504.10
14:34:14	861565	0	0	1872662	0		1011097	0	Bullish	Bullish	10.32	21750	2.17	21,754.35	14:34:14	2024949	0	0	3159936	0		1134987	0	Bullish	Bullish	-4.85	48500	1.56	48,493.85
14:35:16	865670	4105		1893428	20766		1027758	16661	Bullish	Bullish	9.18	21750	2.19	21,754.75	14:35:16	2045475	20526		3217647	57711		1172172	37185	Bullish	Bearish	-15.34	48500	1.57	48,483.65
14:36:14	865670	0	0	1893428	0		1027758	0	Bullish	Bullish	8.99	21750	2.19	21,752.05	14:36:14	2045475	0	0	3217647	0		1172172	0	Bullish	Bullish	-21.74	48500	1.57	48,486.60
14:37:14	865670	0	0	1893428	0		1027758	0	Bullish	Bullish	7.86	21750	2.19	21,755.70	14:37:14	2045475	0	0	3217647	0		1172172	0	Bullish	Bearish	-13.10	48500	1.57	48,504.10
14:38:14	867057	1387		1901982	8554		1034925	7167	Bullish	Bullish	9.26	21750	2.19	21,756.30	14:38:14	2009473	-36002	Short C	3283987	66340		1274514	102342	Bullish	Bearish	-2.94	48500	1.63	48,499.75
14:39:16	867057	0	0	1901982	0		1034925	0	Bullish	Bearish	7.89	21750	2.19	21,749.50	14:39:16	2009473	0	0	3284060	73		1274587	73	Bullish	Bearish	-6.23	48500	1.63	48,470.65
14:40:15	867057	0	0	1901982	0		1034925	0	Bullish	Bearish	-2.41	21750	2.19	21,749.45	14:40:15	2009473	0	0	3284060	0		1274587	0	Bullish	Bearish	-27.98	48500	1.63	48,483.90
14:41:14	868546	1489		1875949	-26033	Long UW	1007403	-27522	Bullish	Bearish	2.45	21750	2.16	21,742.85	14:41:14	1985489	-23984	Short C	3270811	-13249	Long UW	1285322	10735	Bullish	Bearish	-32.34	48400	1.65	48,449.75
14:42:15	868546	0	0	1875949	0		1007403	0	Bullish	Bearish	-0.16	21750	2.16	21,742.85	14:42:15	1985489	0	0	3270811	0		1285322	0	Bullish	Bearish	-10.90	48400	1.65	48,449.75
14:43:15	868546	0	0	1875949	0		1007403	0	Bullish	Bearish	4.44	21750	2.16	21,752.75	14:43:15	1985489	0	0	3270811	0		1285322	0	Bullish	Bearish	-32.58	48500	1.65	48,480.70
14:44:14	843717	-24829	Short C	1868329	-7620	Long UW	1024612	17209	Bullish	Bearish	12.01	21750	2.21	21,750.50	14:44:14	1919269	-66220	Short C	3168222	-102589	Long UW	1248953	-36369	Bullish	Bearish	-27.29	48500	1.65	48,466.65
14:45:14	843717	0	0	1868329	0		1024612	0	Bullish	Bullish	7.02	21750	2.21	21,748.00	14:45:14	1919269	0	0	3168222	0		1248953	0	Bullish	Bearish	-0.87	48500	1.65	48,477.70
14:46:14	843717	0	0	1868329	0		1024612	0	Bullish	Bearish	8.10	21750	2.21	21,753.75	14:46:14	1919269	0	0	3168222	0		1248953	0	Bullish	Bearish	-25.16	48500	1.65	48,485.65
14:47:15	853098	9381		1856411	-11918	Long UW	1003313	-12199	Bullish	Bearish	17.12	21750	2.18	21,751.55	14:47:15	1929952	10683		3206260	38038		1276308	27355	Bullish	Bearish	-34.33	48500	1.66	48,469.95
14:48:14	853098	0	0	1856411	0		1003313	0	Bullish	Bearish	-2.24	21750	2.18	21,745.70	14:48:14	1929952	0	0	3206259	-1		1276307	-1	Bullish	Bearish	13.88	48500	1.66	48,456.30
14:49:14	853098	0	0	1856411	0		1003313	0	Bullish	Bearish	-3.13	21750	2.18	21,741.85	14:49:14	1929952	0	0	3206259	0		1276307	0	Bullish	Bearish	-45.49	48500	1.66	48,450.05
14:50:15	843237	-9861	Short C	1830745	-25666	Long UW	987508	-15805	Bullish	Bearish	-14.05	21750	2.17	21,736.75	14:50:15	1885331	-44621	Short C	3141745	-64514	Long UW	1256414	-19893	Bullish	Bearish	-80.17	48400	1.67	48,425.30
14:51:14	843237	0	0	1830745	0		987508	0	Bullish	Bearish	-2.00	21750	2.17	21,741.05	14:51:14	1885331	0	0	3141745	0		1256414	0	Bullish	Bearish	-54.03	48500	1.67	48,454.00
14:52:14	843237	0	0	1830745	0		987508	0	Bullish	Bearish	-6.69	21750	2.17	21,741.25	14:52:14	1885331	0	0	3141745	0		1256414	0	Bullish	Bearish	-55.42	48500	1.67	48,455.15
14:53:15	786170	-57067	Short C	1768530	-62215	Long UW	982360	-5148	Bullish	Bearish	9.18	21750	2.25	21,744.10	14:53:15	1828675	-56656	Short C	3108037	-33708	Long UW	1279362	22948	Bullish	Bearish	-15.34	48500	1.7	48,452.05
14:54:15	786170	0	0	1768530	0		982360	0	Bullish	Bullish	-4.97	21750	2.25	21,746.40	14:54:15	1828675	0	0	3108037	0		1279362	0	Bullish	Bullish	-45.36	48500	1.7	48,462.50
14:55:17	786170	0	0	1768530	0		982360	0	Bullish	Bullish	-6.61	21750	2.25	21,745.35	14:55:17	1828675	0	0	3108007	-30		1279332	-30	Bullish	Bullish	-56.73	48500	1.7	48,463.35
14:56:14	767649	-18521	Short C	1793029	24499		1025380	43020	Bullish	Bullish	-0.99	21750	2.34	21,753.65	14:56:14	1844275	15600		3065903	-42104	Long UW	1221638	-57704	Bullish	Bullish	-26.43	48500	1.66	48,496.85
14:57:16	767649	0	0	1793029	0		1025380	0	Bullish	Bullish	7.03	21750	2.34	21,755.60	14:57:16	1844275	0	0	3065891	-12		1221616	-12	Bullish	Bullish	-12.24	48500	1.66	48,523.20
14:58:15	767649	0	0	1793029	0		1025380	0	Bullish	Bullish	7.89	21750	2.34	21,758.30	14:58:15	1844275	0	0	3065891	0		1221616	0	Bullish	Bullish	-3.09	48500	1.66	48,509.40
14:59:15	702600	-65049	Short C	1771394	-21635	Long UW	1068794	43414	Bullish	Bullish	13.60	21750	2.52	21,764.85	14:59:15	1713216	-131059	Short C	2955341	-110550	Long UW	1242125	20509	Bullish	Bullish	13.63	48500	1.73	48,517.90
15:00:14	702600	0	0	1771394	0		1068794	0	Bullish	Bullish	10.86	21750	2.52	21,761.30	15:00:14	1713216	0	0	2955341	0		1242125	0	Bullish	Bullish	-32.34	48500	1.73	48,515.85
15:01:15	702600	0	0	1771394	0		1068794	0	Bullish	Bullish	12.31	21750	2.52	21,773.80	15:01:15	1713216	0	0	2955341	0		1242125	0	Bullish	Bullish	10.22	48500	1.73	48,520.85
15:02:14	670406	-32194	Short C	1751162	-20232	Long UW	1080756	11962	Bullish	Bullish	12.31	21750	2.61	21,771.45	15:02:14	1735840	22624		2860757	-94584	Long UW	1124917	-117208	Bullish	Bullish	-32.34	48500	1.65	48,520.45
15:03:14	670406	0	0	1751162	0		1080756	0	Bullish	Bullish	4.20	21750	2.61	21,760.90	15:03:14	1735840	0	0	2860757	0		1124917	0	Bullish	Bullish	1.03	48500	1.65	48,462.65
15:04:14	670406	0	0	1751162	0		1080756	0	Bullish	Bullish	15.16	21750	2.61	21,766.05	15:04:14	1735840	0	0	2860757	0		1124917	0	Bullish	Bullish	-5.12	48500	1	

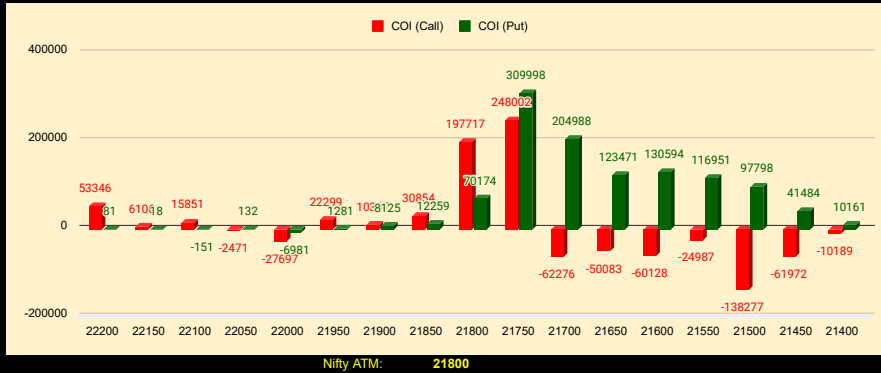


Nifty ATM	Nifty LTP	Nifty Pre CL	Nifty Open	Nifty High	Nifty Low	India VIX	Select Expiry	Exp High	21,887.10	85.65	Not Break	BN ATM	BN LTP	BN Pre CL	BN Open	BN High	BN Low	India VIX	Thursday	Exp High	48,863.20	226.75	Not Break		
21800	21,778.70	21654.75	21,715.00	21,801.45	21,678.00	15.14	2023-12-28	Exp Low	21,542.90	135.10	Not Break	48500	48,508.55	48282.2	48,479.05	48,636.45	48,343.15	15.14		Exp Low	48,094.90	248.25	Not Break		
Call Time Value	Call OI	COI (Call)	Call Volume	OI Change	Call LTP	STRIKE	Put LTP	OI Change	Put Volume	COI (Put)	Put OI	Put Time Value	Call Time Value	Call OI	COI (Call)	Call Volume	OI Change	Call LTP	STRIKE	Put LTP	OI Change	Put Volume	COI (Put)	Put OI	Put Time Value
0.05	108385	15851	2905672	0	OTM 0.05	22100	ITM 320.8	0	6148	-151	237	0.00	0.05	84192	12046	4504277	0	OTM 0.05	49300	ITM 790.2	0	8675	107	297	0.00
0.05	43385	-2471	1994282	0	OTM 0.05	22050	ITM 271	0	6500	132	177	0.00	0.05	83521	31517	6345385	0	OTM 0.05	49200	ITM 689.45	0	28583	362	661	0.00
0.10	223932	-27697	5803102	0	OTM 0.1	22000	ITM 221.4	0	138815	-6981	6488	0.10	0.10	65462	25907	7414235	0	OTM 0.1	49100	ITM 589.45	0	68161	447	675	0.00
0.05	75670	22299	4480413	0	OTM 0.05	21950	ITM 170.6	0	74586	1281	1641	0.00	0.05	202494	-25332	1534681	0	OTM 0.05	49000	ITM 491	0	625944	2499	6734	0.00
0.05	158683	10347	9489799	0	OTM 0.05	21900	ITM 120.8	0	502741	8125	10585	0.00	0.05	93744	35533	1157502	0	OTM 0.05	48900	ITM 390.9	0	754485	6504	6919	0.00
0.05	138493	30854	13982731	0	OTM 0.05	21850	ITM 70.85	0	1055413	12259	13594	0.00	0.05	138149	59216	1793210	0	OTM 0.05	48800	ITM 289.1	0	2107038	14233	15301	0.00
0.05	324778	197717	26440524	0	ATM 0.05	21800	ATM 21.3	0	6764606	70174	73814	0.00	0.05	175216	96422	2363765	0	OTM 0.05	48700	ITM 190.25	0	5092408	22308	24430	0.00
0.00	310657	248002	18740521	0	ITM 28.7	21750	OTM 0.05	0	18723034	309998	311580	0.05	0.05	395318	313002	3843686	0	OTM 0.05	48600	ITM 90.5	0	16106018	111736	114769	0.00
0.00	94315	-62276	9427443	0	ITM 78.65	21700	OTM 0.05	0	19240243	204988	215511	0.05	0.45	498031	330450	4767819	0	ATM 9	48500	ATM 0.05	0	47994541	507881	535355	0.05
0.20	23916	-50083	2169310	0	ITM 128.9	21650	OTM 0.1	0	10516167	123471	131890	0.10	0.10	69517	-2405	1431992	0	ITM 108.6	48400	OTM 0.05	0	32403649	230727	244092	0.05
0.00	49354	-60128	1349035	0	ITM 178.55	21600	OTM 0.15	0	9131087	130594	163573	0.15	0.00	41355	-71885	5618928	0	ITM 208	48300	OTM 0.05	0	20206375	160380	173356	0.05
1.25	38077	-24987	253042	0	ITM 229.95	21550	OTM 0.2	0	5790745	116951	134029	0.20	0.00	36800	-64141	2713004	0	ITM 308	48200	OTM 0.05	0	16735987	143044	162596	0.05
0.30	51541	-138277	348298	0	ITM 279	21500	OTM 0.15	0	6592732	97798	219117	0.15	0.00	18924	-24744	1053940	0	ITM 406.6	48100	OTM 0.05	0	13001578	98376	117337	0.05
0.50	20402	-61972	50394	0	ITM 329.2	21450	OTM 0.3	0	3900477	41484	113595	0.30	0.00	43284	-167484	1106695	0	ITM 508.4	48000	OTM 0.1	0	14418382	115040	188556	0.10
1.10	28062	-10189	74341	0	ITM 379.8	21400	OTM 0.15	0	3840898	10161	167704	0.15	1.45	22539	-62899	171050	0	ITM 610	47900	OTM 0.05	0	7456184	36596	80288	0.05
1.30	11712	-16936	17803	0	ITM 430	21350	OTM 0.1	0	2141227	-706	84373	0.10	2.60	12200	-84997	103667	0	ITM 711.1	47800	OTM 0.05	0	6422257	-10818	84839	0.05
1.70	18560	-27752	38427	0	ITM 480.4	21300	OTM 0.25	0	3083594	-93807	102004	0.25	0.00	6802	-56174	48986	0	ITM 808.0	47700	OTM 0.05	0	5072855	-28524	76204	0.05
	1719922	151169							1074358	1749912				1987548	344032								1410898	1832409	
15:39						28-Dec-2023 15:39:51	NIFTY NET OI	923189	Nifty50 PCR :	7.11		15:39							28-Dec-2023 15:39:51	BN NET OI	1066866	Bank Nifty PCR :	4.1		

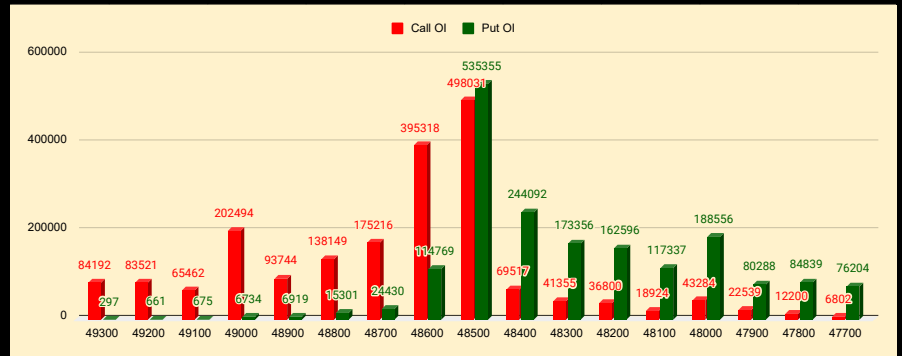
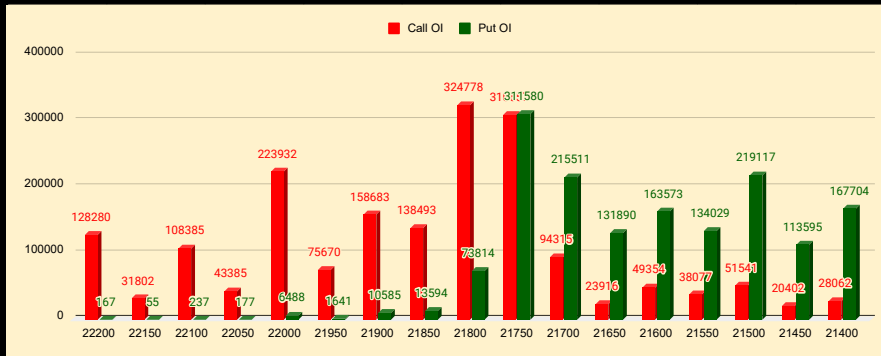
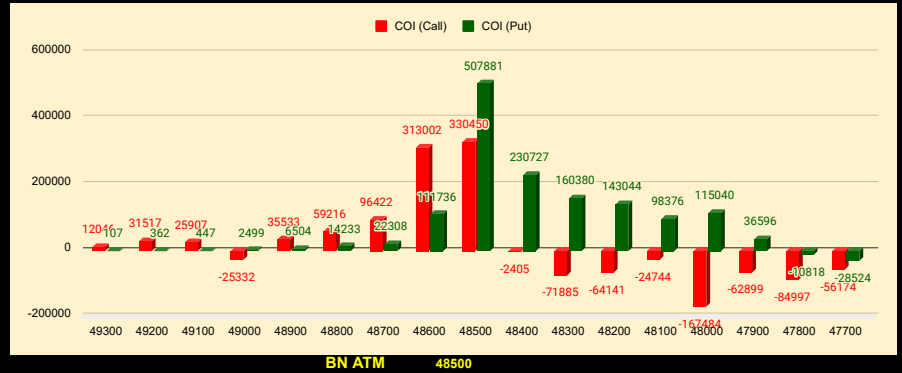
**NIFTY 50**

**BANK NIFTY**

28-Dec-2023 15:40:03 Thursday



28-Dec-2023 15:40:03 Thursday



## Golden Rules using OiDeer

### Avoid Signals of VWAP difference below 9-10 Points

9-10 प्वाइंट से नीचे VWAP अंतर के सिग्नल से बचें

PCR above 2 Strong Bullish & PCR Below 0.50 is Strong Bearish. If Call COI is negative then it will show 100 PCR and If Put COI is negative then it will show 0 PCR

PCR २ के ऊपर Strong बुलिश और PCR ०.५० के निचे स्ट्रॉंग बिअरिश। यदि कॉल COI नेगेटिव है तो यह 100 PCR दिखाएगा और यदि COI पुट नकारात्मक है तो यह 0 PCR दिखाएगा

**Rule 1) Both Nifty and Bank Nifty Oi data should be in same direction. If One is Negative and other is positive then Avoid Trade because कौन किसको अपनी तरफ खिंचेगा ये केह नहीं सकते. Let Both Nifty and BN Oi data in Same direction then look for any Opportunity.**

नियम 1) निफ्टी और बैंक निफ्टी दोनों डेटा एक ही दिशा में होने चाहिए। यदि एक नकारात्मक है और दूसरा सकारात्मक है तो व्यापार से बचें क्योंकि कौन किसको अपनी तरफ खिंचेगा ये केह नहीं सकते। निफ्टी और बीएन ओआई डेटा दोनों को एक ही दिशा में जाने दें और फिर किसी अवसर की तलाश करें।

**Rule 2) Safe traders can wait for All Three Singals become Same color. If all Three Signals are not Same then Please Avoide Trade.**

नियम 2) सुरक्षित ट्रेडर तीनों सिग्नल के एक ही रंग में आने का इंतजार कर सकते हैं। यदि तीनों संकेत समान नहीं हैं तो कृपया व्यापार से बचें।

**Rule 3) Any upside movement should be supported by short Covering and any downside movement should be supported by Long unwinding.**

नियम 3) किसी भी ऊपर की गतिविधि को शॉर्ट कवरींग द्वारा समर्थित किया जाना चाहिए और किसी भी नकारात्मक गतिविधि को लॉन्ग अनवाइंडिंग द्वारा समर्थित किया जाना चाहिए।

**Rule 4) if Oi data is Negative (Oi data below red line) and if market already given big downside movement, then please wait till market to Go Up near VWAP and Return then Buy Put PE with SL above VWAP. (VWAP Difference below 10 is best for taking Position)**

नियम 4) यदि Oi डेटा नकारात्मक है (लाल रेखा के नीचे Oi डेटा) और यदि बाजार में पहले से ही बड़ी गिरावट है, तो कृपया VWAP के पास बाजार के ऊपर जाने तक प्रतीक्षा करें और फिर VWAP के ऊपर SL के साथ PE खरीदें। (VWAP अंतर 10 से कम स्थिति लेने के लिए सबसे अच्छा है)

**Rule 5) if Oi is Positive (Oi data above red line) and if market already given big upside movement then wait for market to come down near VWAP and go up then Buy Call CE with SL below VWAP. (VWAP Difference below 10 is best for taking Position)**

नियम 5) यदि Oi धनात्मक है (लाल रेखा के ऊपर Oi डेटा) और यदि बाजार में पहले से ही बड़ी तेजी है तो बाजार के VWAP के पास नीचे आने और ऊपर जाने की प्रतीक्षा करें, फिर VWAP के नीचे SL के साथ कॉल CE खरीदें। (VWAP अंतर 10 से कम स्थिति लेने के लिए सबसे अच्छा है)

**Rule 6) In Reversal Case, Take Trade on the Basis of Price Action and VWAP Signal because Net Oi Signal Come Latter.**

नियम 6) रिवर्सल केस में, प्राइस एक्शन और VWAP सिग्नल के आधार पर Trade लें क्योंकि नेट Oi सिग्नल बाद में आते हैं।

**Rule 7) When your target is done of 40-50 points, Close your PC/laptop and don't look back to Market and Enjoy the day. (निफ्टी बुलाती है मगर जानेका नहीं)**

नियम 7) जब आपका लक्ष्य 40-50 अंक का हो जाए, तो अपना पीसी/लैपटॉप बंद कर दें और बाजार की ओर मुड़कर न देखें और दिन का आनंद लें। (निफ्टी बुलाती है मगर जानेका नहीं)

**Rule 8) Do not try to catch every movement. Do not Overtrade.**

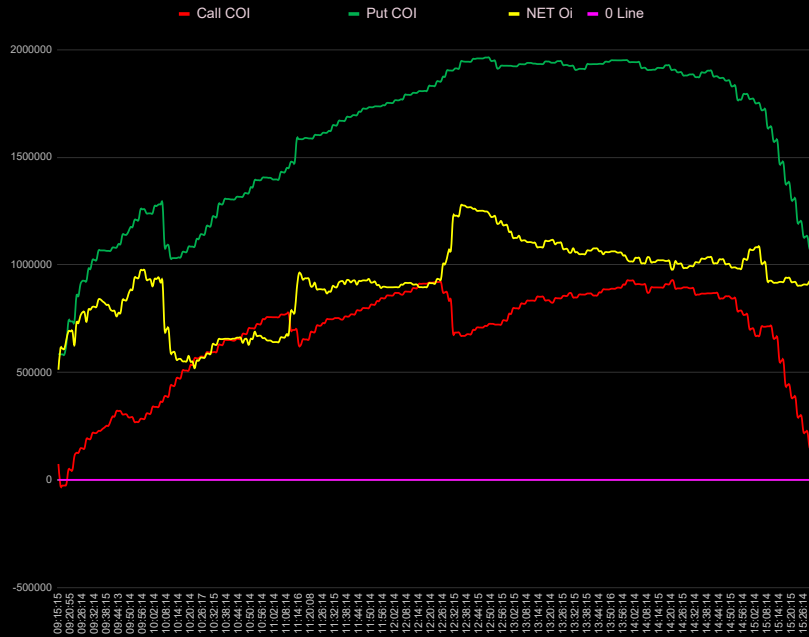
नियम 8) हर Movement को पकड़ने की कोशिश न करें। ओवरट्रेड न करें।

Wish you Happy Trading Day 👍

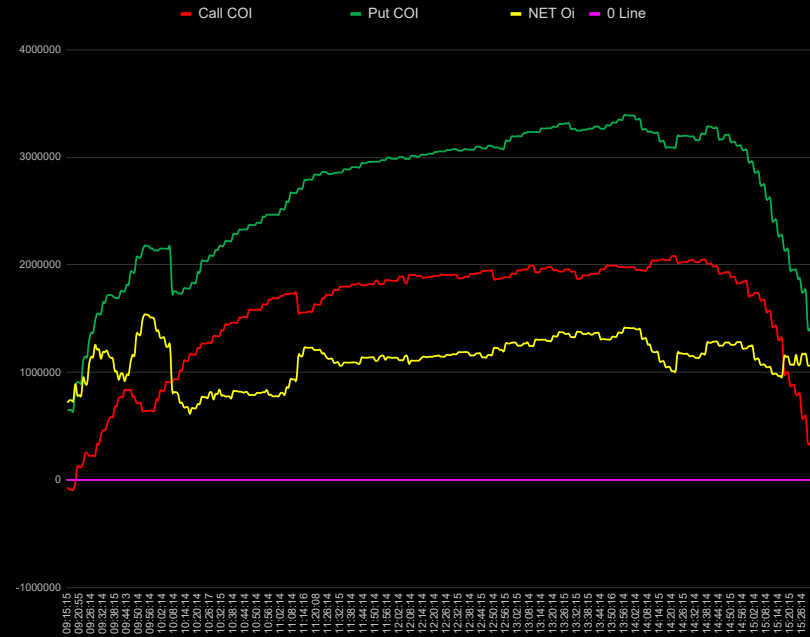
आपको ट्रेडिंग दिवस की शुभकामनाएं 👍



- Team OiDeer



### NIFTY 50







### BANK NIFTY



Nifty ATM	Nifty Spot	Nifty Pre CL	Nifty Open	Nifty High	Nifty Low	India VIX	Current Expiry	Exp High	21,887.10	85.65	Not Break	Resistanc	21800	BN ATM	BN Spot	BN Pre CL	BN Open	BN High	BN Low	India VIX	Thursday		Exp High	48,863.20	226.75	Not Break	Resistanc	48500
21800	21,778.70	21654.75	21,715.00	21,801.45	21,678.00	15.14	2023-12-28	Exp Low	21,542.90	138.10	Not Break	Support	21750	48500	48,508.55	48,282.20	48,479.05	48,636.45	48,343.15	15.14			Exp Low	48,094.90	248.25	Not Break	Support	48500
Time	Call COI (Bearish)	Call COI (+)	Short Covering	Put COI (Bullish)	Put COI (+)	Long UW	NET Oi	▲▼	Net Oi Signal	Price Action Signal		Nifty PCR	Nifty LTP	Time	Call COI (Bearish)	Call COI (+)	Short Covering	Put COI (Bullish)	Put COI (+)	Long Unwinding	NET Oi	▲▼	Net Oi Signal	Price Action Signal		BN PCR	BN LTP	
09:15:58	-26335	0		583489	0		609824	0	Bullish	Wait			21,712.80	09:15:58	-90922	0		648419	0		739341	0	Bullish	Wait		100	48,451.65	
09:20:58	46318	72653		736549	153060		690231	8040	Bullish	Wait		15.9	21,730.15	09:20:58	119275	210197		906903	258484		787628	48287	Bullish	Wait		7.6	48,464.80	
09:25:58	146275	99957		924978	188429		778703	88472	Bullish	Wait		6.32	21,735.50	09:25:58	225012	105737		1367167	460264		1142155	354527	Bullish	Wait		6.08	48,572.05	
09:31:00	217758	71483		1022188	97210		804430	25727	Bullish	Bullish		4.69	21,741.75	09:31:00	415449	190437		1542706	175539		1127257	-14898	Bullish	Bullish		3.71	48,545.80	
09:35:58	236704	18946		1066547	44359		829843	25413	Bullish	Bullish		4.51	21,730.25	09:35:58	584225	168776		1718084	175378		1133859	6602	Bullish	Bearish		2.94	48,462.10	
09:40:58	294403	57699		1079791	13244		785388	-44455	Bullish	Bearish		3.67	21,723.75	09:40:58	769012	184787		1753568	35484		984556	-149303	Bullish	Bearish		2.28	48,484.30	
09:45:58	304425	10022		1139661	59870		835236	-49848	Bullish	Bullish		3.74	21,742.75	09:45:58	835376	66364		1932185	178617		1096809	112253	Bullish	Bullish		2.31	48,563.30	
09:50:58	290683	-13742	Short C	1175315	35654		884632	49396	Bullish	Bullish		4.04	21,753.00	09:50:58	714780	-120596	Short C	2067587	135402		1352807	255998	Bullish	Bullish		2.89	48,607.80	
09:55:58	283501	-7182	Short C	1257577	82262		974076	89444	Bullish	Bullish		4.44	21,748.20	09:55:58	643216	-71564	Short C	2152981	85394		1509765	156958	Bullish	Bullish		3.35	48,553.85	
10:00:58	339088	55587		1238921	-18656	Long UW	899833	-74243	Bullish	Bearish		3.65	21,738.05	10:00:58	828145	184929		2149958	-3023	Long UW	1321813	-187952	Bullish	Bearish		2.6	48,516.15	
10:05:58	363014	23926		1280375	41454		917361	17528	Bullish	Bearish		3.53	21,701.35	10:05:58	906982	78837		2145422	-4536	Long UW	1238440	-83373	Bullish	Bearish		2.37	48,389.45	
10:10:58	437810	74796		1031004	-249371	Long UW	593194	-324167	Bullish	Bearish		2.35	21,697.90	10:10:58	1015302	108320		1733439	-411983	Long UW	718137	-520303	Bullish	Bearish		1.71	48,419.00	
10:15:58	508172	70362		1059240	28236		551068	-42126	Bullish	Bearish		2.08	21,691.90	10:15:58	1165665	150363		1780139	46700		614474	-103663	Bullish	Bearish		1.53	48,395.60	
10:20:58	534795	26623		1084302	25062		549507	-1561	Bullish	Bullish		2.03	21,707.50	10:20:58	1233947	58282		1928524	148385		704577	90103	Bullish	Bullish		1.58	48,457.90	
10:25:58	573019	38224		1140871	56569		567852	18345	Bullish	Bullish		1.99	21,707.70	10:25:58	1274491	50544		2084546	156022		810055	105478	Bullish	Bullish		1.64	48,436.35	
10:30:58	593049	20030		1223222	82351		630173	62321	Bullish	Bullish		2.06	21,721.35	10:30:58	1336599	62108		2174397	89851		837798	27743	Bullish	Bullish		1.63	48,438.85	
10:36:00	627423	34374		1281510	58288		654087	23914	Bullish	Bearish		2.04	21,705.90	10:36:00	1444466	107867		2219719	45322		775253	-62545	Bullish	Bearish		1.54	48,431.10	
10:40:58	647411	19988		1303670	22160		656259	2172	Bullish	Bearish		2.01	21,690.10	10:40:58	1506402	61936		2325651	105932		819249	43996	Bullish	Bearish		1.54	48,378.85	
10:45:58	678576	31165		1315761	12091		637185	-19074	Bullish	Bearish		1.94	21,700.45	10:45:58	1579637	73235		2368852	43201		789215	-30034	Bullish	Bearish		1.5	48,410.85	
10:50:58	704585	26009		1360026	44265		655441	18256	Bullish	Bullish		1.93	21,714.55	10:50:58	1582359	2722		2390740	21888		808381	19166	Bullish	Bullish		1.51	48,454.20	
10:55:58	746551	41966		1405496	45470		658945	3504	Bullish	Bullish		1.88	21,695.65	10:55:58	1673755	91396		2465468	74728		791713	-16668	Bullish	Bullish		1.47	48,382.35	
11:00:58	756019	9468		1396668	-828	Long UW	640649	-18296	Bullish	Bearish		1.85	21,691.35	11:00:58	1688806	15051		2466216	748		777410	-14303	Bullish	Bearish		1.46	48,404.40	
11:05:58	768169	12150		1430019	33351		661850	21201	Bullish	Bearish		1.86	21,694.70	11:05:58	1726801	37995		2586090	119874		859289	81879	Bullish	Bearish		1.5	48,419.40	
11:10:58	696744	-71425	Short C	1474717	47398		780673	118823	Bullish	Bullish		2.12	21,740.00	11:10:58	1555486	-171315	Short C	2707873	121783		1152387	293098	Bullish	Bullish		1.74	48,515.60	
11:16:00	652604	-44140	Short C	1583805	106388		931201	150528	Bullish	Bullish		2.43	21,730.20	11:16:00	1564605	9119		2792834	84961		1228229	75842	Bullish	Bullish		1.79	48,502.60	
11:20:58	686780	34176		1587253	3448		900473	-30728	Bullish	Bullish		2.43	21,727.90	11:20:58	1629572	64967		2837091	44257		1207519	-20710	Bullish	Bullish		1.74	48,509.15	
11:25:58	728724	41944		1613436	26183		884712	-15761	Bullish	Bearish		2.21	21,726.95	11:25:58	1718992	89420		2845014	7923		1126022	-81497	Bullish	Bullish		1.66	48,495.20	
11:30:58	746680	17956		1648046	34610		901366	16654	Bullish	Bullish		2.21	21,730.45	11:30:58	1764389	45397		2858535	13521		1094146	-31876	Bullish	Bearish		1.62	48,485.85	
11:35:58	745823	-857		1669096	21050		923273	21907	Bullish	Bullish		2.24	21,734.55	11:35:58	1796672	32283		2886490	27955		1089818	-4328	Bullish	Bearish		1.61	48,483.55	
11:40:58	769190	23367		1695216	26120		926026	2753	Bullish	Bullish		2.2	21,736.80	11:40:58	1824652	27980		2905584	19094		1080932	-8886	Bullish	Bullish		1.59	48,502.00	
11:45:58	798400	29210		1725594	30378		927194	1168	Bullish	Bullish		2.16	21,733.40	11:45:58	1817430	-7222	Short C	2952209	46625		1134779	53847	Bullish	Bullish		1.62	48,497.90	
11:50:58	814371	15971		1732285	6691		917914	-9280	Bullish	Bullish		2.13	21,735.55	11:50:58	1850653	33073		2958794	6585		1108291	-26488	Bullish	Bullish		1.6	48,505.95	
11:55:58	844071	29700		1741682	9397		897611	-20303	Bullish	Bearish		2.06	21,734.20	11:55:58	1856138	5635		2995209	36415		1139071	30780	Bullish	Bearish		1.61	48,495.30	
12:01:01	856924	12853		1752219	10537		895295	-2316	Bullish	Bearish		2.04	21,732.20	12:01:01	1850703	-5435	Short C	2985742	-9467	Long UW	1135039	-4032	Bullish	Bearish		1.61	48,492.45	
12:05:58	861893	4969		1769205	16986		907312	12017	Bullish	Bullish		2.05	21,739.75	12:05:58	1834079	-16624	Short C	2984213	-1529	Long UW	1150134	15095	Bullish	Bullish		1.63	48,507.55	
12:10:58	891010	29117		1799087	29882		908077	765	Bullish	Bullish		2.02	21,739.75	12:10:58	1895651	61572		3004108	19895		1108457	-41677	Bullish	Bullish		1.58	48,507.55	
12:15:58	912150	21140		1807107	8020		894957	-13120	Bullish	Bearish		1.98	21,729.05	12:15:58	1883067	-12584	Short C	3022892	18784		1139825	31368	Bullish	Bearish		1.61	48,474.80	
12:20:58	917141	4991		1831282	24175		914141	19184	Bullish	Bullish		2	21,739.95	12:20:58	1896862	13795		3048077	25185		1151215	11390	Bullish	Bearish		1.61	48,490.80	
12:25:58	871941	-45200	Short C	1874244	42962		1002303	88162	Bullish	Bullish		2.15	21,751.05	12:25:58	1903881	7019		3065649	17572		1161768	10553	Bullish	Bullish		1.61	48,518.10	
12:30:58	684760	-187181	Short C	1903052	28808		1218292	215989	Bullish	Bullish		2.18	21,751.05	12:30:														

Nifty ATM	Nifty Spot	Nifty Pre Cl	Nifty Open	Nifty High	Nifty Low	India VIX	Current Expiry	Exp High	21,887.10	85.65	Not Break	Resistanc	21800	BN ATM	BN Spot	BN Pre CL	BN Open	BN High	BN Low	India VIX	Thursday		Exp High	48,863.20	226.75	Not Break	Resistanc	48500	
21800	21,778.70	21654.75	21,715.00	21,801.45	21,678.00	15.14	2023-12-28	Exp Low	21,542.90	138.10	Not Break	Support	21750	48500	48,508.55	48,282.20	48,479.05	48,636.45	48,343.15	15.14			Exp Low	48,094.90	248.25	Not Break	Support	48500	
Time	Call COI (Bearish ▼)	Call COI (+▲▼)	Short Covering	Put COI (Bullish ▲)	Put COI (+▲▼)	Long UW	NET Oi	▲▼	Net Oi Signal	Price Action Signal			Nifty PCR	Nifty LTP	Time	Call COI (Bearish ▼)	Call COI (+▲▼)	Short Covering	Put COI (Bullish ▲)	Put COI (+▲▼)	Long Unwinding	NET Oi	▲▼	Net Oi Signal	Price Action Signal			BN PCR	BN LTP
14:15:58	894342	-217		1915088	7835		1020746	8052	Bullish	Bearish			2.14	21,753.45	14:15:58	2047888	9436		3148970	-76531	Long UW	1101082	-85967	Bullish	Bearish			1.54	48,490.70
14:20:59	925512	31170		1906431	-8657	Long UW	980919	-39827	Bullish	Bearish			2.06	21,741.60	14:20:59	2078177	30289		3089887	-59083	Long UW	1011710	-89372	Bullish	Bearish			1.49	48,477.60
14:25:58	894685	-30827	Short C	1880031	-26400	Long UW	985346	4427	Bullish	Bearish			2.1	21,753.45	14:25:58	2027786	-50391	Short C	3199189	109302		1171403	159693	Bullish	Bearish			1.58	48,512.80
14:30:59	890797	-3888	Short C	1884615	4584		993818	8472	Bullish	Bearish			2.12	21,751.75	14:30:59	2042376	14590		3192833	-6356	Long UW	1150457	-20946	Bullish	Bearish			1.56	48,483.60
14:35:57	865670	-25127	Short C	1893428	8813		1027758	33940	Bullish	Bullish			2.19	21,752.05	14:35:57	2045475	3099		3217647	24814		1172172	21715	Bullish	Bullish			1.57	48,486.60
14:40:58	868546	2876		1875949	-17479	Long UW	1007403	-20355	Bullish	Bearish			2.16	21,742.85	14:40:58	1985489	-59986	Short C	3270811	53164		1285322	113150	Bullish	Bearish			1.65	48,449.75
14:45:58	843717	-24829	Short C	1868329	-7620	Long UW	1024612	17209	Bullish	Bullish			2.21	21,753.75	14:45:58	1919269	-66220	Short C	3168222	-102589	Long UW	1248953	-36369	Bullish	Bullish			1.65	48,485.65
14:50:59	843237	-480		1830745	-37584	Long UW	987508	-37104	Bullish	Bearish			2.17	21,741.05	14:50:59	1885331	-33938	Short C	3141745	-26477	Long UW	1256414	7461	Bullish	Bearish			1.67	48,454.00
14:55:57	767649	-75588	Short C	1793029	-37716	Long UW	1025380	37872	Bullish	Bullish			2.34	21,753.65	14:55:57	1844275	-41056	Short C	3065903	-75842	Long UW	1221628	-34786	Bullish	Bullish			1.66	48,496.85
15:00:58	702600	-65049	Short C	1771394	-21635	Long UW	1068794	43414	Bullish	Bullish			2.52	21,773.80	15:00:58	1713216	-131059	Short C	2955341	-110562	Long UW	1242125	20497	Bullish	Bullish			1.73	48,520.85
15:05:58	711846	9246		1719795	-51599	Long UW	1007949	-60845	Bullish	Bullish			2.42	21,774.05	15:05:58	1669648	-43568	Short C	2741604	-213737	Long UW	1071956	-170169	Bullish	Bullish			1.64	48,495.15
15:10:58	659110	-52736	Short C	1575548	-144247	Long UW	916438	-91511	Bullish	Bullish			2.39	21,775.35	15:10:58	1426178	-243470	Short C	2412670	-328934	Long UW	986492	-85464	Bullish	Bearish			1.69	48,483.45
15:15:58	553003	-106107	Short C	1473105	-102443	Long UW	920102	3664	Bullish	Bullish			2.66	21,778.95	15:15:58	1304811	-121367	Short C	2270671	-141999	Long UW	965860	-20632	Bullish	Bullish			1.74	48,566.15
15:20:58	383244	-169759	Short C	1302861	-170244	Long UW	919617	-485	Bullish	Bullish			3.4	21,777.00	15:20:58	879640	-425171	Short C	1953387	-317284	Long UW	1073747	107887	Bullish	Bearish			2.22	48,491.90
15:25:58	222424	-160820	Short C	1130511	-172350	Long UW	908087	-11530	Bullish	Bullish			5.08	21,790.85	15:25:58	580956	-298684	Short C	1748140	-205247	Long UW	1167184	93437	Bullish	Bullish			3.01	48,531.05
15:30:58	151169	-71255	Short C	1074358	-56153	Long UW	923189	15102	Bullish	Bullish			7.11	21,782.70	15:30:58	344032	-236924	Short C	1410898	-337242	Long UW	1066866	-100318	Bullish	Bearish			4.1	48,496.50

Nifty ATM	Nifty Spot	Nifty Pre CL	Nifty Open	Nifty High	Nifty Low	India VIX	Current Expiry	Exp High	21,887.10	85.65	Not Break	Resistanc	21800	BN ATM	BN Spot	BN Pre CL	BN Open	BN High	BN Low	India VIX	Thursday		Exp High	48,863.20	226.75	Not Break	Resistanc	48500
21800	21,778.70	21654.75	21,715.00	21,801.45	21,678.00	15.14	2023-12-28	Exp Low	21,542.90	138.10	Not Break	Support	21750	48500	48,508.55	48,282.20	48,479.05	48,636.45	48,343.15	15.14			Exp Low	48,094.90	248.25	Not Break	Support	48500
Time	Call COI (Bearish ▼)	Call COI (+▲▼)	Short Covering	Put COI (Bullish ▲)	Put COI (+▲▼)	Long UW	NET Oi	+▲▼	Net Oi Signal	Price Action Signal		Nifty PCR	Nifty LTP	Time	Call COI (Bearish ▼)	Call COI (+▲▼)	Short Covering	Put COI (Bullish ▲)	Put COI (+▲▼)	Long Unwinding	NET Oi	+▲▼	Net Oi Signal	Price Action Signal		BN PCR	BN LTP	
09:23:14	125566	0		854518	0		728952	0	Bullish	Wait		6.81	21,740.60	09:23:14	246149	0		1145796	0		899647	0	Bullish	Wait		4.65	48,543.45	
09:33:13	217758	92192		1022188	167670		804430	75478	Bullish	Bearish		4.69	21,739.35	09:33:13	459905	213756		1647283	501487		1187378	287731	Bullish	Bearish		3.58	48,493.15	
09:43:13	319809	102051		1079791	57603		759982	-44448	Bullish	Bearish		3.38	21,729.05	09:43:13	835376	375471		1753568	106285		918192	-269186	Bullish	Bearish		2.1	48,474.10	
09:53:13	269206	-50603	Short C	1208186	128395		938980	178998	Bullish	Bullish		4.49	21,745.55	09:53:13	639849	-195527	Short C	2175466	421898		1535617	617425	Bullish	Bullish		3.4	48,565.40	
10:03:13	339088	69882		1272928	64742		933840	-5140	Bullish	Bearish		3.75	21,727.90	10:03:13	828145	188296		2149962	-25504	Long UW	1321817	-213800	Bullish	Bearish		2.6	48,492.40	
10:13:13	472504	133416		1031004	-241924	Long UW	558500	-375340	Bullish	Bearish		2.18	21,690.45	10:13:13	1105849	277704		1780131	-369831	Long UW	674282	-647535	Bullish	Bearish		1.61	48,376.95	
10:23:13	565278	92774		1119097	88093		553819	-4681	Bullish	Bearish		1.98	21,689.70	10:23:13	1266196	160347		2035058	254927		768862	94580	Bullish	Bullish		1.61	48,417.65	
10:33:13	594568	29290		1223222	104125		628654	74835	Bullish	Bullish		2.06	21,708.40	10:33:13	1389341	123145		2174397	139339		785056	16194	Bullish	Bearish		1.57	48,396.65	
10:43:13	654916	60348		1315761	92539		660845	32191	Bullish	Bearish		2.01	21,696.40	10:43:13	1514800	125459		2325649	151252		810849	25793	Bullish	Bullish		1.54	48,402.75	
10:53:13	723512	68596		1393083	77322		669571	8726	Bullish	Bullish		1.93	21,710.45	10:53:13	1630000	115200		2445164	119515		815164	4315	Bullish	Bullish		1.5	48,452.50	
11:03:13	756019	32507		1396668	3585		640649	-28922	Bullish	Bearish		1.85	21,699.60	11:03:13	1709459	79459		2516865	71701		807406	-7758	Bullish	Bearish		1.47	48,425.90	
11:13:15	696744	-59275	Short C	1583805	187137		887061	246412	Bullish	Bullish		2.27	21,739.90	11:13:15	1555486	-153973	Short C	2707873	191008		1152387	344981	Bullish	Bullish		1.74	48,515.20	
11:23:13	716933	20189		1603183	19378		886250	-811	Bullish	Bearish		2.24	21,724.60	11:23:13	1686706	131220		2862361	154488		1175655	23268	Bullish	Bearish		1.7	48,484.00	
11:33:13	751980	35047		1648046	44863		896066	9816	Bullish	Bullish		2.19	21,736.80	11:33:13	1794826	108120		2858541	-3820	Long UW	1063715	-111940	Bullish	Bullish		1.59	48,497.30	
11:43:12	787516	35536		1695216	47170		907700	11634	Bullish	Bullish		2.15	21,737.60	11:43:12	1808922	14096		2944993	86452		1136071	72356	Bullish	Bullish		1.63	48,508.55	
11:53:13	830660	43144		1736376	41160		905716	-1984	Bullish	Bearish		2.09	21,729.00	11:53:13	1819432	10510		2972826	27833		1153394	17323	Bullish	Bearish		1.63	48,488.15	
12:03:13	868636	37976		1764455	28079		895819	-9897	Bullish	Bullish		2.03	21,737.40	12:03:13	1888403	68971		3001755	28929		1113352	-40042	Bullish	Bullish		1.59	48,514.85	
12:13:13	891010	22374		1799087	34632		908077	12258	Bullish	Bearish		2.02	21,729.15	12:13:13	1895651	7248		3022881	21126		1127230	13878	Bullish	Bearish		1.59	48,484.80	
12:23:13	919446	28436		1852413	53326		932967	24890	Bullish	Bullish		2.01	21,743.30	12:23:13	1907752	12101		3053608	30727		1145856	18626	Bullish	Bullish		1.6	48,495.05	
12:33:13	684760	-234686	Short C	1912425	60012		1227665	294698	Bullish	Bullish		2.79	21,763.70	12:33:13	1874618	-33134	Short C	3061337	7729		1186719	40863	Bullish	Bullish		1.63	48,530.20	
12:43:13	708571	23811		1959193	46768		1250622	22957	Bullish	Bearish		2.76	21,760.15	12:43:13	1921478	46860		3096757	35420		1175279	-11440	Bullish	Bearish		1.61	48,530.05	
12:53:13	721835	13264		1914213	-44980	Long UW	1192378	-58244	Bullish	Bearish		2.65	21,753.25	12:53:13	1871582	-49896	Short C	3079454	-17303	Long UW	1207872	32593	Bullish	Bullish		1.65	48,531.95	
13:03:13	797586	75751		1922737	8524		1125151	-67227	Bullish	Bullish		2.41	21,758.15	13:03:13	1947151	75569		3195547	116093		1248396	40524	Bullish	Bullish		1.64	48,542.60	
13:13:13	851294	53708		1933212	10475		1081918	-43233	Bullish	Bullish		2.27	21,763.50	13:13:13	1931115	-16036	Short C	3233642	38095		1302527	54131	Bullish	Bullish		1.67	48,582.25	
13:23:13	844059	-7235	Short C	1946338	13126		1102279	20361	Bullish	Bearish		2.31	21,760.25	13:23:13	1937095	5980		3308624	74982		1371529	69002	Bullish	Bearish		1.71	48,569.40	
13:33:14	848292	4233		1906999	-39339	Long UW	1058707	-43572	Bullish	Bearish		2.25	21,749.85	13:33:14	1871569	-65526	Short C	3247209	-61415	Long UW	1375640	4111	Bullish	Bearish		1.74	48,553.15	
13:43:13	857109	8817		1932776	25777		1075667	16960	Bullish	Bullish		2.25	21,756.60	13:43:13	1918893	47324		3285071	37862		1366178	-9462	Bullish	Bullish		1.71	48,556.95	
13:53:13	893655	36546		1950316	17540		1056661	-19006	Bullish	Bearish		2.18	21,753.95	13:53:13	1979323	60430		3347711	62640		1368388	2210	Bullish	Bearish		1.69	48,521.55	
14:03:13	910097	16442		1941767	-8549	Long UW	1031670	-24991	Bullish	Bullish		2.13	21,754.40	14:03:13	1952308	-27015	Short C	3351473	3762		1399165	30777	Bullish	Bearish		1.72	48,513.90	
14:13:13	894559	-15538	Short C	1915088	-26679	Long UW	1020529	-11141	Bullish	Bearish		2.14	21,753.35	14:13:13	2038433	86125		3225506	-125967	Long UW	1187073	-212092	Bullish	Bullish		1.58	48,541.90	
14:23:14	890112	-4447	Short C	1894950	-20138	Long UW	1004838	-15691	Bullish	Bearish		2.13	21,753.35	14:23:14	2019367	-19066	Short C	3196099	-29407	Long UW	1176732	-10341	Bullish	Bearish		1.58	48,541.90	
14:33:14	861565	-28547	Short C	1872662	-22288	Long UW	1011097	6259	Bullish	Bullish		2.17	21,755.25	14:33:14	2024949	5582		3159936	-36163	Long UW	1134987	-41745	Bullish	Bearish		1.56	48,504.10	
14:43:13	868546	6981		1875949	3287		1007403	-3694	Bullish	Bearish		2.16	21,752.75	14:43:13	1985489	-39460	Short C	3270811	110875		1285322	150335	Bullish	Bearish		1.65	48,480.70	
14:53:14	786170	-82376	Short C	1768530	-107419	Long UW	982360	-25043	Bullish	Bearish		2.25	21,744.10	14:53:14	1828675	-156814	Short C	3108037	-162774	Long UW	1279362	-5960	Bullish	Bearish		1.7	48,452.05	
15:03:13	670406	-115764	Short C	1751162	-17368	Long UW	1080756	98396	Bullish	Bullish		2.61	21,760.90	15:03:13	1735840	-92835	Short C	2860757	-247280	Long UW	1124917	-154445	Bullish	Bullish		1.65	48,462.65	
15:13:13	659110	-11296	Short C	1575548	-175614	Long UW	916438	-164318	Bullish	Bullish		2.39	21,772.95	15:13:13	1426178	-309662	Short C	2412670	-448087	Long UW	986492	-138425	Bullish	Bullish		1.69	48,472.25	
15:23:14	295682	-363428	Short C	1198923	-376625	Long UW	903241	-13197	Bullish	Bullish		4.05	21,791.50	15:23:14	793221	-632957	Short C	1953387	-459283	Long UW	1160166	173674	Bullish	Bullish		2.46	48,530.35	

Nifty ATM	Nifty Spot	Nifty Pre Cl	Nifty Open	Nifty High	Nifty Low	India VIX	Current Expiry	Exp High	21,887.10	85.65	Not Break	Resistanc	21800	BN ATM	BN Spot	BN Pre CL	BN Open	BN High	BN Low	India VIX	Thursday		Exp High	48,863.20	226.75	Not Break	Resistanc	48500
21800	21,778.70	21654.75	21,715.00	21,801.45	21,678.00	15.14	2023-12-28	Exp Low	21,542.90	138.10	Not Break	Support	21750	48500	48,508.55	48,282.20	48,479.05	48,638.45	48,343.15	15.14			Exp Low	48,094.90	248.25	Not Break	Support	48500
Time	Call COI (Bearish ▼)	Call COI (+▲▼)	Short Covering	Put COI (Bullish ▲)	Put COI (+▲-▼)	Long UW	NET Oi	+▲▼	Net Oi Signal	Price Action Signal		Nifty PCR	Nifty LTP	Time	Call COI (Bearish ▼)	Call COI (+▲▼)	Short Covering	Put COI (Bullish ▲)	Put COI (+▲-▼)	Long Unwinding	NET Oi	+▲▼	Net Oi Signal	Price Action Signal		BN PCR	BN LTP	
09:23:19	125566	0		854518	0		728952	0	Bullish	Wait		6.81	21,740.60	09:23:19	246149	0		1145796	0		899647	0	Bullish	Wait		4.65	48,543.45	
09:38:14	251462	125896		1064556	210038		813094	84142	Bullish	Bearish		4.23	21,725.40	09:38:14	679014	432865		1692178	546382		1013164	113517	Bullish	Bearish		2.49	48,462.60	
09:53:14	269206	17744		1208186	143630		938980	125886	Bullish	Bullish		4.49	21,745.55	09:53:14	639849	-39165	Short C	2175466	483288		1535617	522453	Bullish	Bullish		3.4	48,565.40	
10:08:15	388280	119074		1088993	-119193	Long UW	700713	-238267	Bullish	Bearish		2.8	21,688.50	10:08:15	936727	296878		1752469	-422997		815742	-719875	Bullish	Bearish		1.87	48,371.10	
10:23:16	565278	176998		1119097	30104		553819	-146894	Bullish	Bullish		1.98	21,689.70	10:23:16	1266196	329469		2035058	282589		768862	-46880	Bullish	Bullish		1.61	48,417.65	
10:38:14	649855	84577		1305640	186543		655785	101966	Bullish	Bullish		2.01	21,695.50	10:38:14	1461306	195110		2285283	250225		823977	55115	Bullish	Bearish		1.56	48,397.50	
10:53:14	723512	73657		1393083	87443		669571	13786	Bullish	Bullish		1.93	21,710.45	10:53:14	1630000	168694		2445164	159881		815164	-8813	Bullish	Bullish		1.5	48,452.50	
11:08:15	772509	48997		1449896	56813		677387	7816	Bullish	Bearish		1.88	21,699.75	11:08:15	1733274	103274		2667382	222218		934108	118944	Bullish	Bearish		1.54	48,422.80	
11:23:14	716933	-55576	Short C	1603183	153287		886250	208863	Bullish	Bullish		2.24	21,724.60	11:23:14	1686706	-46568	Short C	2862361	194979		1175655	241547	Bullish	Bullish		1.7	48,484.00	
11:38:14	759143	42210		1687264	84081		928121	41871	Bullish	Bullish		2.22	21,741.30	11:38:14	1815667	128961		2907140	44779		1091473	-84182	Bullish	Bullish		1.6	48,491.70	
11:53:15	830660	71517		1736376	49112		905716	-22405	Bullish	Bearish		2.09	21,729.00	11:53:15	1819432	3765		2972826	65686		1153394	61921	Bullish	Bearish		1.63	48,488.15	
12:08:14	874839	44179		1790218	53842		915379	9663	Bullish	Bullish		2.05	21,738.45	12:08:14	1904892	85460		3012187	39361		1107295	-46099	Bullish	Bullish		1.58	48,497.45	
12:23:15	919446	44607		1852413	62195		932967	17588	Bullish	Bullish		2.01	21,743.30	12:23:15	1907752	2860		3053608	41421		1145856	38561	Bullish	Bearish		1.6	48,495.05	
12:38:15	676826	-242620	Short C	1944024	91611		1267198	334231	Bullish	Bullish		2.87	21,760.45	12:38:15	1912902	5150		3070162	16554		1157260	11404	Bullish	Bullish		1.6	48,529.45	
12:53:14	721835	45009		1914213	-29811	Long UW	1192378	-74820	Bullish	Bearish		2.65	21,753.25	12:53:14	1871582	-41320	Short C	3079454	9292		1207872	50612	Bullish	Bullish		1.65	48,531.95	
13:08:14	832903	111068		1938316	24103		1105413	-86965	Bullish	Bullish		2.33	21,757.65	13:08:14	1988532	116950		3234736	155282		1246204	38332	Bullish	Bullish		1.63	48,552.10	
13:23:15	844059	11156		1946338	8022		1102279	-3134	Bullish	Bullish		2.31	21,760.25	13:23:15	1937095	-51437	Short C	3308624	73888		1371529	125325	Bullish	Bullish		1.71	48,569.40	
13:38:15	866187	22128		1932261	-14077	Long UW	1066074	-36205	Bullish	Bearish		2.23	21,744.20	13:38:15	1900259	-36836	Short C	3266225	-42399	Long UW	1365966	-5563	Bullish	Bearish		1.72	48,524.90	
13:53:17	885386	19199		1934149	1888		1048763	-17311	Bullish	Bullish		2.18	21,750.85	13:53:17	1956633	56374		3264779	-1446	Long UW	1308146	-57820	Bullish	Bullish		1.67	48,535.30	
14:08:14	872399	-12987	Short C	1905725	-28424	Long UW	1033326	-15437	Bullish	Bullish		2.18	21,761.15	14:08:14	1979349	22716		3236911	-27868	Long UW	1257562	-50584	Bullish	Bullish		1.64	48,544.50	
14:23:14	890112	17713		1894950	-10775	Long UW	1004838	-28488	Bullish	Bearish		2.13	21,761.15	14:23:14	2019367	40018		3196099	-40812	Long UW	1176732	-80830	Bullish	Bearish		1.58	48,544.50	
14:38:14	867057	-23055	Short C	1901982	7032		1034925	30087	Bullish	Bearish		2.19	21,756.30	14:38:14	2009473	-9894	Short C	3283987	87888		1274514	97782	Bullish	Bearish		1.63	48,499.75	
14:53:16	786170	-80887	Short C	1768530	-133452	Long UW	982360	-52565	Bullish	Bearish		2.25	21,744.10	14:53:16	1828675	-180798	Short C	3108037	-175950	Long UW	1279362	4848	Bullish	Bearish		1.7	48,452.05	
15:08:14	713706	-72464	Short C	1639161	-129369	Long UW	925455	-56905	Bullish	Bullish		2.3	21,775.65	15:08:14	1564626	-264049	Short C	2612498	-495539	Long UW	1047872	-231490	Bullish	Bullish		1.67	48,499.60	
15:23:14	295682	-418024	Short C	1198923	-440238	Long UW	903241	-22214	Bullish	Bullish		4.05	21,791.50	15:23:14	793221	-771405	Short C	1953387	-659111	Long UW	1160166	112294	Bullish	Bullish		2.46	48,530.35	

Bank Nifty Component						Nifty Component					
Sr No	Name	LTP	Prev Cl	Change	Gainer	Sr No	Name	LTP	Prev Cl	Change	Gainer
1	HDFC Bank	1,705.25	1,703.30	1.95	11	1	RELIANCE	2605.00	2586.85	18.15	36
2	ICICI Bank	1,005.90	1,002.25	3.65	Looser	2	HDFCBANK	1708.85	1703.30	5.55	Looser
3	SBI	651.40	648.55	2.85	1	3	INFY	1566.00	1567.10	-1.10	15
4	Kotak Mahindra Bank	1,921.35	1,902.35	19.00		4	ICICIBANK	1005.55	1002.25	3.30	
5	Axis Bank	1,107.85	1,106.35	1.50		5	TCS	3796.15	3811.20	-15.05	
6	IndusInd Bank	1,609.65	1,597.45	12.20		6	KOTAKBANK	1920.00	1902.35	17.65	
7	Bank of Baroda Ltd	232.95	232.00	0.95		7	HINDUNILVR	2632.00	2608.30	23.70	
8	AU Small Finance Bank	790.00	774.60	15.40		8	AXISBANK	1105.45	1106.35	-0.90	
9	Federal Bank	155.50	154.00	1.50		9	LT	3523.00	3544.00	-21.00	
10	IDFC First Bank	88.70	88.85	-0.15		10	ITC	463.95	457.10	6.85	
11	Bandhan Bank	239.00	238.00	1.00		11	SBIN	649.30	648.55	0.75	
12	Punjab National Bank	95.50	91.80	3.70		12	BAJFINANCE	7223.95	7232.80	-8.85	
						13	ASIANPAINT	3399.50	3404.45	-4.95	
						14	BHARTIARTL	1037.50	1021.20	16.30	
						15	HCLTECH	1472.00	1472.05	-0.05	
						16	MARUTI	10283.00	10288.50	-5.50	
						17	TATASTEEL	138.25	137.20	1.05	
						18	WIPRO	469.00	470.95	-1.95	
						19	ULTRACEMCO	10420.00	10436.10	-16.10	
						20	M&M	1735.00	1687.95	47.05	
						21	BAJAJFINSV	1680.20	1669.45	10.75	
						22	SUNPHARMA	1262.80	1252.45	10.35	
						23	TITAN	3708.00	3689.25	18.75	
						24	TECHM	1287.00	1280.15	6.85	
						25	DRREDDY	5848.75	5714.50	134.25	
						26	JSWSTEEL	882.00	875.90	6.10	
						27	NESTLEIND	26221.00	25720.45	500.55	
						28	INDUSINDBK	1609.65	1597.45	12.20	
						29	TATAMOTORS	754.85	740.90	13.95	
						30	POWERGRID	237.95	234.05	3.90	
						31	GRASIM	2142.20	2124.80	17.40	
						32	HDFCLIFE	647.60	643.80	3.80	
						33	DIVISLAB	3940.00	3884.25	55.75	
<b>Common Stocks &amp; its Weightage in Nifty50 &amp; Bank Nifty</b>											
	<b>Sr no</b>	<b>Common Stocks</b>	<b>Nifty50</b>	<b>Bank Nifty</b>							
	1	HDFCBANK	8.87	26.30							
	2	ICICIBANK	8.00	24.67							
	3	AXISBANK	2.29	12.18							
	4	SBIN	2.66	11.03							
	5	KOTAKBANK	3.91	10.63							
	6	INDUSINDBK	0.80	5.44							
			<b>26.53</b>	<b>90.25</b>							
<b>Fin Nifty Component</b>											
Sr No	Name	LTP	Prev Cl	Change	Gainer						
1	IEX	161.50	154.75	6.75	14						
2	SBICARD	761.80	764.75	-2.95	Looser						
3	ICICIGI	1,437.95	1,415.00	22.95	6						
4	LICHSGFIN	527.00	523.95	3.05							
5	BAJFINANCE	7,223.95	7,232.80	-8.85							
6	SBILIFE	1,430.50	1,421.35	9.15							
7	AXISBANK	1,105.45	1,106.35	-0.90							

8	BAJAJFINSV	1,680.20	1,669.45	10.75			34	NTPC	315.45	306.05	9.40
9	SBIN	649.30	648.55	0.75			35	HINDALCO	614.00	605.60	8.40
10	ICICIBANK	1,005.55	1,002.25	3.30			36	BAJAJ-AUTO	6724.00	6709.65	14.35
11	MUTHOOTFIN	1,490.00	1,477.20	12.80			37	ADANI PORTS	1019.95	1024.40	-4.45
12	KOTAKBANK	1,920.00	1,902.35	17.65			38	CIPLA	1262.00	1239.75	22.25
13	CHOLAFIN	1,241.95	1,253.20	-11.25			39	TATA CONSUM	1048.55	1026.75	21.80
14	HDFCBANK	1,708.85	1,703.30	5.55			40	SBILIFE	1430.50	1421.35	9.15
15	RECLTD	412.00	410.50	1.50			41	BPCL	466.10	454.70	11.40
16	HDFCLIFE	647.60	643.80	3.80			42	UPL	590.50	583.20	7.30
17	ICICIPRULI	530.40	526.60	3.80			43	BRITANNIA	5260.55	5216.80	43.75
18	SHRIRAMFIN	2,041.00	2,049.90	-8.90			44	ONGC	207.80	205.55	2.25
19	PFC	386.35	384.80	1.55			45	EICHERMOT	4095.70	4120.00	-24.30
20	HDFCAMC	3,203.00	3,214.40	-11.40			46	HEROMOTOCO	4170.00	4064.30	105.70
							47	ADANI ENT	2816.90	2843.35	-26.45
							48	COALINDIA	381.00	365.60	15.40
							49	APOLLOHOSP	5751.20	5687.45	63.75
							50	LTIM	6254.00	6287.20	-33.20

Sectors	Per % Change	Ranking			1 - Metal		2 - Oil & Gas		3 - FMCG		4 - Pharma	
Metal	36.20%	1	Rank	Stock Name	LTP	Stock Name	LTP	Stock Name	LTP	Stock Name	LTP	
Oil & Gas	29.78%	2	1	HINDCOPPER	272.75 (37.5)	HINDPETRO	416.9 (35.05)	EMAMILTD	527.4 (28.25)	IPCALAB	1106.45 (47.4)	
FMCG	22.32%	3	2	NATIONALUM	129.6 (11.75)	IOC	133 (6.4)	COLPAL	2533.4 (74.95)	LUPIN	1338 (50)	
Pharma	16.04%	4	3	SAIL	123.15 (7.7)	GSPL	308 (13.2)	UBL	1750 (42.55)	DRREDDY	5848.75 (134.25)	
Automobile	15.98%	5	4	JSL	569.9 (10.6)	GAIL	157 (5.15)	TATACONSUM	1048.55 (21.8)	GLAXO	1850 (40.25)	
Banking	9.11%	6	5	VEDL	256.9 (4.5)	PETRONET	222.4 (6.1)	DABUR	544.8 (10.45)	CIPLA	1262 (22.25)	
Realty	4.75%	7	6	HINDALCO	614 (8.4)	BPCL	466.1 (11.4)	NESTLEIND	26221 (500.55)	AUROPHARMA	1087.95 (18.35)	
IT	0.28%	8	7	MOIL	311.35 (3.2)	CASTROLIND	180 (2.75)	MARICO	544 (9.9)	DIVISLAB	3940 (55.75)	
Consumer Durables	-5.95%	9	8	TATASTEEL	138.25 (1.05)	MGL	1197.6 (14.55)	ITC	463.95 (6.85)	ALKEM	5143 (67.7)	
Media	-6.26%	10	9	JSWSTEEL	882 (6.1)	ONGC	207.8 (2.25)	HINDUNILVR	2632 (23.7)	GLENMARK	855 (8.95)	
Company Name	Sector	Symbol	O=H (Bearish)	O=L (Bullish)	LTP	Change	Per % Change	Prev Cl	Open	High	Low	
AU Small Finance Bank Ltd.	Banking	AUBANK			790	15.4	1.99%	774.6	779	798.85	768.05	
Axis Bank Ltd.	Banking	AXISBANK			1105.45	-0.9	-0.08%	1106.35	1107.25	1113	1098	
Bandhan Bank Ltd.	Banking	BANDHANBNK			239	1	0.42%	238	239.55	240.7	234.9	
Bank of Baroda	Banking	BANKBARODA			232.5	0.5	0.22%	232	234	235.95	231.55	
Federal Bank Ltd.	Banking	FEDERALBNK			155.15	1.15	0.75%	154	155	157.1	154.3	
HDFC Bank Ltd.	Banking	HDFCBANK			1708.85	5.55	0.33%	1703.3	1709.3	1721.4	1702	
ICICI Bank Ltd.	Banking	ICICIBANK			1005.55	3.3	0.33%	1002.25	1008	1011.7	999.1	
IDFC First Bank Ltd.	Banking	IDFCFIRSTB			88.4	-0.45	-0.51%	88.85	89.3	89.6	87.55	
IndusInd Bank Ltd.	Banking	INDUSINDBK			1609.65	12.2	0.76%	1597.45	1600	1618.7	1592	
Kotak Mahindra Bank Ltd.	Banking	KOTAKBANK			1920	17.65	0.93%	1902.35	1911	1926.5	1903.1	
Punjab National Bank	Banking	PNB		O=L	95.35	3.55	3.87%	91.8	92.8	97.7	92.8	
State Bank of India	Banking	SBIN			649.3	0.75	0.12%	648.55	650.25	653.3	646.5	
Ashok Leyland Ltd.	Automobile	ASHOKLEY			175.5	1.35	0.78%	174.15	175	176.2	174.15	
Bajaj Auto Ltd.	Automobile	BAJAJ-AUTO			6724	14.35	0.21%	6709.65	6709.65	6738.65	6666	
Balkrishna Industries Ltd.	Automobile	BALKRISIND			2513.65	-24.2	-0.95%	2537.85	2531.2	2551.7	2497.65	
Bharat Forge Ltd.	Automobile	BHARATFORG			1244	25.4	2.08%	1218.6	1223.55	1249.9	1222.8	
Bosch Ltd.	Automobile	BOSCHLTD			22181	172.55	0.78%	22008.45	22050	22240	21860	
Eicher Motors Ltd.	Automobile	EICHERMOT			4095.7	-24.3	-0.59%	4120	4120	4130	4080.9	
Hero MotoCorp Ltd.	Automobile	HEROMOTOCO			4170	105.7	2.60%	4064.3	4064.3	4189	4054.15	
MRF Ltd.	Automobile	MRF			126630.6	5592.05	4.62%	121038.55	121233	126630.6	121000	
Mahindra & Mahindra Ltd.	Automobile	M&M			1735	47.05	2.79%	1687.95	1688.95	1739.95	1688.4	
Maruti Suzuki India Ltd.	Automobile	MARUTI	O=H		10283	-5.5	-0.05%	10288.5	10310.95	10310.95	10187	
Samvardhana Motherson International Ltd.	Automobile	MOTHERSON			97.85	1.45	1.50%	96.4	96.85	98	95.75	
Sona BLW Precision Forgings Ltd.	Automobile	SONACOMS			634.5	20	3.25%	614.5	618	636.85	608	
TVS Motor Company Ltd.	Automobile	TVSMOTOR			2013	-0.6	-0.03%	2013.6	2015.45	2022	1995.35	
Tata Motors Ltd.	Automobile	TATAMOTORS			754.85	13.95	1.88%	740.9	742.65	757.95	739.05	
Tube Investments of India Ltd.	Automobile	TIINDIA			3544.9	-105.75	-2.90%	3650.65	3617.5	3676.5	3520.55	
Britannia Industries Ltd.	FMCG	BRITANNIA			5260.55	43.75	0.84%	5216.8	5224.95	5338.65	5186.75	
Colgate Palmolive (India) Ltd.	FMCG	COLPAL			2533.4	74.95	3.05%	2458.45	2470	2544	2455.05	
Dabur India Ltd.	FMCG	DABUR			544.8	10.45	1.96%	534.35	534.55	545.75	534.35	
Emami Ltd.	FMCG	EMAMILTD			527.4	28.25	5.66%	499.15	501	543.8	496	
Godrej Consumer Products Ltd.	FMCG	GODREJCP			1111.9	8.45	0.77%	1103.45	1111	1118.95	1103.05	
Hindustan Unilever Ltd.	FMCG	HINDUNILVR			2632	23.7	0.91%	2608.3	2613.85	2640	2606.85	
ITC Ltd.	FMCG	ITC			463.95	6.85	1.50%	457.1	457.2	464.7	456.1	

Marico Ltd.	FMCG	MARICO		544	9.9	1.85%	534.1	534.05	547.8	532.6
Nestle India Ltd.	FMCG	NESTLEIND		26221	500.55	1.95%	25720.45	25869.85	26374	25775.2
Procter & Gamble Hygiene & Health Care Lt	FMCG	PGHH		17145	-339.85	-1.94%	17484.85	17484.9	17629.9	17079
Radico Khaitan Ltd	FMCG	RADICO		1652	0.55	0.03%	1651.45	1658.8	1668.8	1633.35
Tata Consumer Products Ltd.	FMCG	TATACONSUM		1048.55	21.8	2.12%	1026.75	1030.75	1050	1025.3
United Breweries Ltd.	FMCG	UBL		1750	42.55	2.49%	1707.45	1717	1777	1705.55
United Spirits Ltd.	FMCG	MCDOWELL-N		1093	9.8	0.90%	1083.2	1086.4	1103.8	1083
Varun Beverages Ltd.	FMCG	VBL		1240	2.95	0.24%	1237.05	1238.05	1247.5	1222
Coforge Ltd.	IT	COFORGE	O=H	6285	-14.4	-0.23%	6299.4	6325	6325	6240.05
HCL Technologies Ltd.	IT	HCLTECH		1472	-0.05	0.00%	1472.05	1470.6	1482.7	1468.45
Infosys Ltd.	IT	INFY	O=H	1566	-1.1	-0.07%	1567.1	1568.95	1568.95	1555
L&T Technology Services Ltd.	IT	LTTS		5189.05	-17.55	-0.34%	5206.6	5224	5239.55	5166.3
LTIMindtree Ltd.	IT	LTIM		6254	-33.2	-0.53%	6287.2	6301.85	6325	6233.35
Mphasis Ltd.	IT	MPHASIS		2729	-10.7	-0.39%	2739.7	2715	2739.6	2705.65
Persistent Systems Ltd.	IT	PERSISTENT		7551.9	156.1	2.11%	7395.8	7420	7560	7371
Tata Consultancy Services Ltd.	IT	TCS		3796.15	-15.05	-0.39%	3811.2	3824	3838	3792.1
Tech Mahindra Ltd.	IT	TECHM		1287	6.85	0.54%	1280.15	1285	1289	1270.55
Wipro Ltd.	IT	WIPRO		469	-1.95	-0.41%	470.95	472.55	477.4	467.65
Dish TV India Ltd.	Media	DISHTV	O=H	18.55	-0.7	-3.64%	19.25	19.4	19.4	18.35
Hathway Cable & Datacom Ltd.	Media	HATHWAY		21.3	-0.35	-1.62%	21.65	21.8	21.85	21.15
Inox Leisure Ltd.	Media	INOXLEISUR	O=H	O=L	0	0	0	0	0	0
Navneet Education Ltd.	Media	NAVNETEDUL		150.25	1.65	1.11%	148.6	149	150.55	146
Nazara Technologies Ltd.	Media	NAZARA		851.5	-9.25	-1.07%	860.75	863.9	866.6	850.5
Network18 Media & Investments Ltd.	Media	NETWORK18		87.75	-1.15	-1.29%	88.9	89	89.45	86.8
PVR Ltd.	Media	PVR	O=H	O=L	0	0	0	0	0	0
Sun TV Network Ltd.	Media	SUNTV		706.2	1.2	0.17%	705	708	717.35	700.65
TV18 Broadcast Ltd.	Media	TV18BRDCST		50.7	-0.8	-1.55%	51.5	51.65	51.95	50.4
Zee Entertainment Enterprises Ltd.	Media	ZEEL		270.45	4.35	1.63%	266.1	267	272.9	261.15
APL Apollo Tubes Ltd.	Metal	APLAPOLLO		1543.5	-39.15	-2.47%	1582.65	1586.9	1593.4	1540
Adani Enterprises Ltd.	Metal	ADANIEN		2816.9	-26.45	-0.93%	2843.35	2855	2867.35	2800.1
Hindalco Industries Ltd.	Metal	HINDALCO		614	8.4	1.39%	605.6	608	616.5	605.2
Hindustan Copper Ltd.	Metal	HINDCOPPER		272.75	37.5	15.94%	235.25	240	278.8	239.55
Hindustan Zinc Ltd.	Metal	HINDZINC		313.2	1.25	0.40%	311.95	312.1	317.5	311
JSW Steel Ltd.	Metal	JSWSTEEL		882	6.1	0.70%	875.9	882.9	895.75	874
Jindal Stainless Ltd.	Metal	JSL		569.9	10.6	1.90%	559.3	559	578	556.5
Jindal Steel & Power Ltd.	Metal	JINDALSTEL		736.1	2.4	0.33%	733.7	737.35	741.8	732.35
MOIL Ltd.	Metal	MOIL		311.35	3.2	1.04%	308.15	310.5	321.95	309.55
National Aluminium Co. Ltd.	Metal	NATIONALUM		129.6	11.75	9.97%	117.85	119.55	129.6	119.05
Ratnamani Metals & Tubes Ltd.	Metal	RATNAMANI		3371.5	-17.7	-0.52%	3389.2	3392	3435.9	3350
Steel Authority of India Ltd.	Metal	SAIL		123.15	7.7	6.67%	115.45	116.4	123.85	116.1
Tata Steel Ltd.	Metal	TATASTEEL		138.25	1.05	0.77%	137.2	138.15	138.75	136.85
Vedanta Ltd.	Metal	VEDL	O=L	256.9	4.5	1.78%	252.4	253	259.35	253
Welspun Corp Ltd.	Metal	WELCORP		547.9	-4.1	-0.74%	552	552	555.5	538.55
Abbott India Ltd.	Pharma	ABBOTINDIA		22640	69.9	0.31%	22570.1	22620	22716.35	22500
Alkem Laboratories Ltd.	Pharma	ALKEM		5143	67.7	1.33%	5075.3	5074.95	5143	5018.2
Aurobindo Pharma Ltd.	Pharma	AUROPHARMA		1087.95	18.35	1.72%	1069.6	1074.8	1094.15	1049.05
Biocon Ltd.	Pharma	BIOCON		247.7	-5.05	-2.00%	252.75	253.05	253.3	245

Cipla Ltd.	Pharma	CIPLA	O=L	1262	22.25	1.79%	1239.75	1239.75	1263.8	1239.75
Divi's Laboratories Ltd.	Pharma	DIVISLAB		3940	55.75	1.44%	3884.25	3900	3952	3861.35
Dr. Reddy's Laboratories Ltd.	Pharma	DRREDDY		5848.75	134.25	2.35%	5714.5	5718.85	5890.8	5670.9
Gland Pharma Ltd.	Pharma	GLAND		1924.95	-22.25	-1.14%	1947.2	1960.95	1969.2	1914.5
Glaxosmithkline Pharmaceuticals Ltd.	Pharma	GLAXO		1850	40.25	2.22%	1809.75	1820	1928.8	1797
Glenmark Pharmaceuticals Ltd.	Pharma	GLENMARK		855	8.95	1.06%	846.05	850	858	838
Granules India Ltd.	Pharma	GRANULES		396	-1.45	-0.36%	397.45	398	399.3	393.1
Ipca Laboratories Ltd.	Pharma	IPCALAB		1106.45	47.4	4.48%	1059.05	1064	1113.4	1056.55
Laurus Labs Ltd.	Pharma	LAURUSLABS		427.35	-4.95	-1.15%	432.3	433.85	434.7	422.6
Lupin Ltd.	Pharma	LUPIN		1338	50	3.88%	1288	1296.1	1345.75	1295
NATCO Pharma Ltd.	Pharma	NATCOPHARM		804.9	3.15	0.39%	801.75	809.95	814.25	792.05
Pfizer Ltd.	Pharma	PFIZER		4250	-11.7	-0.27%	4261.7	4296	4311	4245.1
Sanofi India Ltd.	Pharma	SANOFI		7985	-13.7	-0.17%	7998.7	8010	8051.95	7960
Sun Pharmaceutical Industries Ltd.	Pharma	SUNPHARMA		1262.8	10.35	0.83%	1252.45	1254.95	1264.65	1249.55
Torrent Pharmaceuticals Ltd.	Pharma	TORNTPHARM		2256.55	-7.2	-0.32%	2263.75	2268.15	2278.15	2248.05
Zydus Lifesciences Ltd.	Pharma	ZYDUSLIFE		686.3	-2.35	-0.34%	688.65	688.65	692.35	681.4
Brigade Enterprises Ltd.	Realty	BRIGADE		897	11.85	1.34%	885.15	889	902	876.2
DLF Ltd.	Realty	DLF		728	7.55	1.05%	720.45	721.9	729.9	715.1
Godrej Properties Ltd.	Realty	GODREJPROP		2000	-5.35	-0.27%	2005.35	2001.2	2012.8	1993.05
Indiabulls Real Estate Ltd.	Realty	IBREALEST		87.55	-1.85	-2.07%	89.4	89.85	89.95	86.8
Macrotech Developers Ltd.	Realty	LODHA		982.35	14.3	1.48%	968.05	967	995.95	950
Oberoi Realty Ltd.	Realty	OBEROIRLTY		1436.55	20.45	1.44%	1416.1	1418.8	1446.85	1401.55
Phoenix Mills Ltd.	Realty	PHOENIXLTD	O=H	2246.9	11.95	0.53%	2234.95	2257.75	2257.75	2217.05
Prestige Estates Projects Ltd.	Realty	PRESTIGE		1141	-0.95	-0.08%	1141.95	1149	1164.05	1132.25
Sobha Ltd.	Realty	SOBHA		1009	-5.35	-0.53%	1014.35	1017.05	1024.35	995
Sunteck Realty Ltd.	Realty	SUNTECK		439.65	8	1.85%	431.65	436.5	444.5	432.35
Amber Enterprises India Ltd.	Consumer Durat	AMBER	O=H	3097.8	-32.5	-1.04%	3130.3	3170	3170	3093.05
Bata India Ltd.	Consumer Durat	BATAINDIA		1637.65	-2.05	-0.13%	1639.7	1644	1651.95	1628
Blue Star Ltd.	Consumer Durat	BLUESTARCO		949	-1.05	-0.11%	950.05	953	959	944.5
Crompton Greaves Consumer Electricals Ltd.	Consumer Durat	CROMPTON		297.5	-2.45	-0.82%	299.95	301.5	301.85	297
Dixon Technologies (India) Ltd.	Consumer Durat	DIXON		6463	-0.95	-0.01%	6463.95	6480.9	6500	6415
Havells India Ltd.	Consumer Durat	HAVELLS		1367.4	5.85	0.43%	1361.55	1368.75	1378.5	1363
Kajaria Ceramics Ltd.	Consumer Durat	KAJARIACER		1326	-22.4	-1.66%	1348.4	1348.4	1354.05	1320
Orient Electric Ltd.	Consumer Durat	ORIENTELEC		225.1	-4.75	-2.07%	229.85	230.75	231.45	224.9
Rajesh Exports Ltd.	Consumer Durat	RAJESHXPO	O=L	364.35	3.55	0.98%	360.8	361	368.25	361
Relaxo Footwears Ltd.	Consumer Durat	RELAXO		895.5	-1	-0.11%	896.5	896.1	904.4	893
TTK Prestige Ltd.	Consumer Durat	TTKPRESTIG		740	-1.05	-0.14%	741.05	748	748.95	737
Titan Company Ltd.	Consumer Durat	TITAN		3708	18.75	0.51%	3689.25	3699.9	3737	3680.7
V-Guard Industries Ltd.	Consumer Durat	VGUARD		284.9	-3.1	-1.08%	288	288.95	290.65	283.35
Voltas Ltd.	Consumer Durat	VOLTAS	O=H	975	-10.2	-1.04%	985.2	992	992	965
Whirlpool of India Ltd.	Consumer Durat	WHIRLPOOL		1360.1	4.45	0.33%	1355.65	1356	1364.8	1353.2
Adani Total Gas Ltd.	Oil & Gas	ATGL		980	-19.1	-1.91%	999.1	1006.4	1011.85	976
Aegis Logistics Ltd.	Oil & Gas	AEGISCHEM		351.75	-6.15	-1.72%	357.9	358.9	360	350.45
Bharat Petroleum Corporation Ltd.	Oil & Gas	BPCL		466.1	11.4	2.51%	454.7	456	470.85	454.75
Castrol India Ltd.	Oil & Gas	CASTROLIND		180	2.75	1.55%	177.25	179	188.8	178.2
GAIL (India) Ltd.	Oil & Gas	GAIL		157	5.15	3.39%	151.85	152.45	158.85	151.65
Gujarat Gas Ltd.	Oil & Gas	GUJGASLTD		453.55	3.65	0.81%	449.9	449.95	453.6	448.5

Gujarat State Petronet Ltd.	Oil & Gas	GSPL			308	13.2	4.48%	294.8	294.8	315.5	294.4
Hindustan Petroleum Corporation Ltd.	Oil & Gas	HINDPETRO			416.9	35.05	9.18%	381.85	385.7	436.4	382.35
Indian Oil Corporation Ltd.	Oil & Gas	IOC			133	6.4	5.06%	126.6	127	133.95	126.5
Indraprastha Gas Ltd.	Oil & Gas	IGL			413.5	2.75	0.67%	410.75	411	415.8	410.05
Mahanagar Gas Ltd.	Oil & Gas	MGL			1197.6	14.55	1.23%	1183.05	1183.05	1199.95	1173.05
Oil & Natural Gas Corporation Ltd.	Oil & Gas	ONGC			207.8	2.25	1.09%	205.55	206.5	208.9	205.35
Oil India Ltd.	Oil & Gas	OIL			382	-0.3	-0.08%	382.3	384.5	389.05	374.3
Petronet LNG Ltd.	Oil & Gas	PETRONET			222.4	6.1	2.82%	216.3	218.9	223.85	217.7
Reliance Industries Ltd.	Oil & Gas	RELIANCE			2605	18.15	0.70%	2586.85	2589.8	2612	2586.85

Top 15 Bearish Stocks | Sell !!! Sell !! Sell!!

Symbol	Sector	O=H	Per %	LTP	OPEN	HIGH	LOW	for STBT sell after 3 pm			
JKIL	Construction		-4.92%	593.4 (-30.7)	620	622.8	582.05				
TIRUMALCHM	Chemicals		-4.23%	214.85 (-9.5)	224.8	225.4	213.3				
IONEXCHANG	Construction		-4.00%	553.45 (-23.05)	577	584	547.05				
AARTIPHARM	Healthcare		-3.83%	510.4 (-20.3)	533	533.1	510.4				
BDL	Capital Goods		-3.59%	1701.8 (-63.3)	1747.1	1763	1689.2				
JAICORPLTD	Capital Goods		-3.56%	389.1 (-14.35)	406.55	410.5	385.65				
TEGA	Capital Goods		-3.33%	1167.05 (-40.25)	1218	1219.8	1163				
INDOCO	Healthcare		-3.20%	396.5 (-13.1)	409.2	411.6	391.1				
AMIORG	Healthcare		-3.18%	1153.65 (-37.9)	1200.05	1205	1151.1				
RAJRATAN	Automobile		-3.14%	770.4 (-25)	792.5	802.95	766.3				
ADANIENSOL	Power		-3.11%	1025.8 (-32.9)	1063	1073.35	1011.55				
SHILPAMED	Healthcare		-2.98%	348.9 (-10.7)	361	362.3	348				
MAPMYINDIA	Information Technology		-2.91%	1962 (-58.85)	2023.95	2029.75	1950				
ALKYLAMINE	Chemicals		-2.76%	2453.1 (-69.55)	2543	2556.95	2430.05				
GRAVITA	Metals & Mining		-2.72%	1082 (-30.3)	1120.05	1136.8	1081.55				

Top 15 Bullish Stocks | Buy !!! Buy !!! Buy !!!

Symbol	Sector	O=L	Per %	LTP	OPEN	HIGH	LOW	for BTST buy after 3 pm			
HINDCOPPER (F&O)	Metals & Mining		14.98%	270.5 (35.25)	240	270.5	239.55				
HINDPETRO (F&O)	Oil Gas & Fuels		9.21%	417 (35.15)	385.7	436.4	382.35				
SUPRAJIT	Automobile		8.42%	403 (31.3)	382	411.25	380.1				
SPANDANA	Financial Services		7.15%	1095.15 (73.05)	1025.6	1097.4	1020.05				
BLS	Consumer Services		6.88%	330 (21.25)	309	334.95	307.25				
GREENPANEL	Consumer Durat O=L		6.63%	418.2 (26)	396.05	443.5	396.05				
GSFC	Chemicals		6.22%	245.9 (14.4)	232.45	246.85	228				
EMAMILTD	FMCG		5.66%	527.4 (28.25)	501	543.8	496				
360ONE	Financial Services		5.21%	709.6 (35.15)	676.6	715.6	671.45				
RAINBOW	Healthcare		5.21%	1194.5 (59.15)	1146.7	1215.9	1143				
TATACOMM (F&O)	Telecommunication		5.21%	1822.1 (90.15)	1744.95	1830	1726.45				
WABAG	Utilities		5.10%	641.8 (31.15)	612.55	659.9	601.95				
ENDURANCE	Automobile		5.02%	1876 (89.6)	1818	1880	1790.05				
TECHNOE	Construction	O=L	4.78%	781.1 (35.65)	742	825	742				
SULA	FMCG		4.76%	498.2 (22.65)	485.05	512	478.8				

[www.oideer.com](http://www.oideer.com)

Tool Subscription Link:

<https://www.oideer.com/subscription-plan/>

1 Day Expiry Spacial Tool Link free to all (Activated only on Expiry Day):

<https://www.oideer.com/oidata-sheet/>

Daily Oi Report (PDF):

<https://www.oideer.com/pdf/>

Learning Videos:

<https://www.oideer.com/training-videos/>

FII-DII Data (Participant wise data):

<https://www.oideer.com/fii-dii-data/>