

26-Dec-2023 Participant Wise OI		27-Dec-2023 Participant Wise OI	
Contracts		Contracts	Change
FII Net Index Future OI	77576	FII Net Index Future OI	-3324
DII Net Index Future OI	23215	DII Net Index Future OI	-189
Pro Net Index Future OI	-16110	Pro Net Index Future OI	-17687
Retail Net Index Future OI	-84681	Retail Net Index Future OI	5090

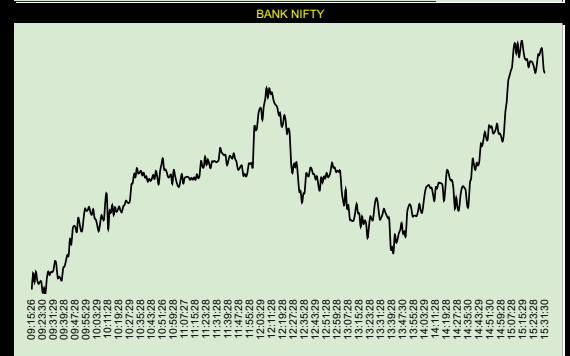
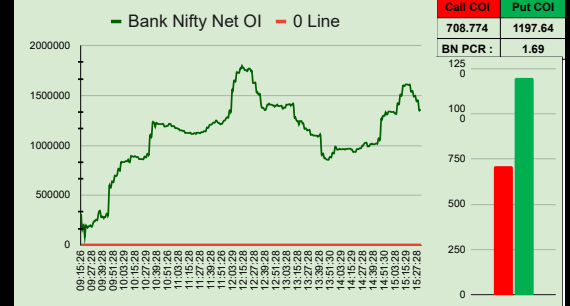
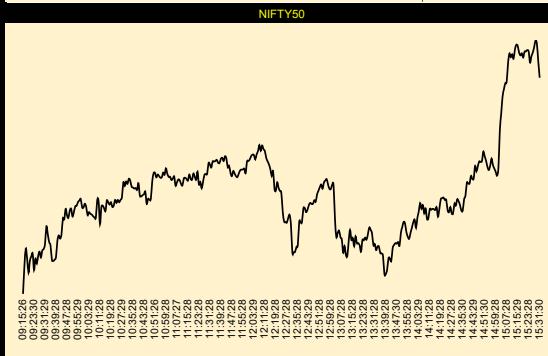
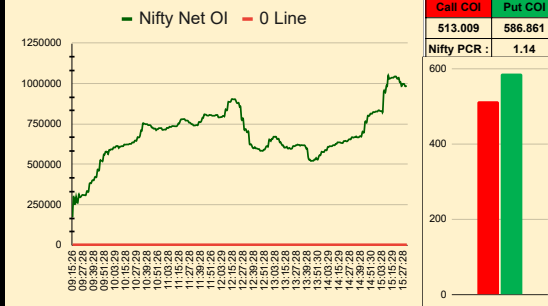


NIFTY50		India VIX 15.56	BANK NIFTY		
Current Expiry	2023-12-28		Current Expiry	2023-12-28	
Nifty Prev. Cl	21,441.35		BN Prev. Cl	47,724.85	
Nifty50 Open	21,497.65	56.30	BN Open	47,818.50	
Nifty50 High	21,675.75		BN High	48,347.65	
Nifty50 Low	21,495.80		BN Low	47,806.70	
Nifty50 Spot LTP	21,654.75	157.10	BN Spot LTP	48,282.20	
Nifty50 VWAP Diff	92.85	Bullish	BN VWAP Diff	221.18	
				Bullish	
Nifty Expected Day High	21,672.70	-3.05	BN Expected Day High	48,207.90	-139.75
Nifty Expected Day Low	21,322.60	173.20	BN Expected Day Low	47,429.10	377.60
Max Call OI (Resistance)	22000	294,016	Max Call OI (Resistance)	49000	270,686
Max Put OI (Support)	21500	284,369	Max Put OI (Support)	45000	263,123
Nifty50 SRR is	Bearish	0.97	Bank Nifty SRR is	Bearish	0.97
SRR Says 22000 Strike is Strong Resistance			SRR Says 49000 Strike is Strong Resistance		

CALL COI	PCR	PUT COI	CALL COI	PCR	PUT COI
-145187	100	608945	-208096	100	989750
0			0		
Price Action	NET OI	VWAP Diff	Price Action	NET OI	VWAP Diff
Bearish	Bullish	92.85	Bearish	Bullish	221.18


Global Markets					
US	US	Canada	LONDON	JAPAN	CHINA
Dow Jones	Nasdaq	S&P/TSX	FTSE 100	Nikkei 225	Hang Seng
37,545.33	15,074.57	20,881.19	7,737.23	33,681.24	16,624.84
+159.36(0.43%)	+81.60(0.54%)	+115.46(0.56%)	+39.72(0.52%)	+384.16(1.15%)	+284.43(1.74%)


27-Dec-2023 19:47:10 OIDeer.com					
Strike	Open Interest	Strike	Open Interest	Strike	Open Interest
Call Writer (OTM)	21800	176717	Call Writer (OTM)	48600	86658
Call Writer (OTM)	21750	81998	Call Writer (OTM)	48500	194298
Call Writer (OTM)	21700	158844	Call Writer (OTM)	48400	114377
Call Writer (ATM)	21650	80696	Call Writer (ATM)	48300	131870
Call Writer (ATM)	21,654.75	Total	498255	48,282.20	Total
Put Writer (ATM)	21650	71417	Put Writer (ATM)	48300	86858
Put Writer (OTM)	21600	206402	Put Writer (OTM)	48200	118855
Put Writer (OTM)	21550	143096	Put Writer (OTM)	48100	111552
Put Writer (OTM)	21500	284369	Put Writer (OTM)	48000	263123
Total	705284	Total	580388	Total	580388





Top 15 Bearish Stocks Sell !!! Sell !!! Sell !!!						for STBT sell after 3 pm				
Symbol	Sector	O=H	LTP	OPEN	HIGH	LOW				
INDPETRO	F&C Oil Gas & Fuels		360.25 (-17.25)	380	382.35	358.2				
INFINHOME	F&C Financial Services		755 (-35.45)	792.1	804	753.3				
CARYSIL	Consumer Durable		854.45 (-39.45)	876.05	897.7	851.2				
KIRLOSMBROS	Capital Goods		922.5 (-41.55)	960.75	974.55	915				
JUBLPHARMA	Healthcare		454.95 (-17.75)	475	477.5	453.05				
VARROC	Automobile		521 (-16.6)	528	538.95	514				
ALPATHLAB	F&C Healthcare		2564 (-74.55)	2602.2	2628.9	2540.5				
ZENSARTECH	Information Technol		518.65 (-14.45)	534	538.75	518.5				
AMIORG	Healthcare		1081.95 (-29.95)	1112.5	1116.5	1078				
SPARC	Healthcare	O=H	273.25 (-7.15)	281.85	281.85	272.75				
GMDCLTD	Metals & Mining		405.9 (-10.3)	417.85	423.6	404.4				
PRUDENT	Financial Services		1227 (-29.95)	1256	1260.55	1226				
CHOLAHLDNG	Financial Services		1010 (-24.35)	1045	1047.15	1008.6				
BSE	Financial Services		2361 (-56.65)	2425.4	2458.8	2288.05				
USHAMART	Capital Goods		308.65 (-7.35)	315	319.95	308				


Top 15 Bullish Stocks Buy !!! Buy !!! Buy !!!						for BTST buy after 3 pm				
Symbol	Sector	O=L	LTP	OPEN	HIGH	LOW				
WOCKPHARMA	Healthcare	O=L	384 (48.15)	335.9	399	335.9				
SHANTIGEAR	Capital Goods		565.55 (54.65)	515.35	566.95	512				
PURVA	Realty		200.8 (18.35)	189.85	201	185.95				
NRRBEARING	Automobile		307.5 (25.75)	291.3	308.75	290				
MAYURUNIQ	Consumer Durable		579 (46.5)	533.8	594	533.5				
INOXWIND	Capital Goods		394 (30.65)	363.35	399	363				
CENTURYPLY	Consumer Durable		739.45 (52.6)	697.15	742	690.6				
TITAGARH	Capital Goods		1068.95 (66.35)	1012.6	1072.9	1000.9				
UJJIVAN	Financial Services		598.95 (35.85)	566	603.8	564.05				
RADICO	FMCG		1661.75 (92.9)	1587.45	1665	1573				
AFFLE	Information Technol		1193.65 (66.05)	1127	1196	1125.05				
CARTRADE	Consumer Service		771 (40.25)	732.05	778	730.75				
NAVA	Power	O=L	436.5 (22.65)	416.7	440.5	416.7				
SCHNEIDER	Capital Goods		391.5 (20.15)	371.5	394.4	368.05				
STAR	Healthcare		538.45 (26.2)	516.3	562.7	512.75				


Nifty ATM		Current Expiry	Exp High : 21,672.70	-3.05	Breakout	Resistanc	22000	BN ATM	Wednesday	Exp High : 48,207.90	-139.75	Breakout	Resistanc	49000			
21650		2023-12-28	Exp Low : 21,322.60	173.20	Not Break	Support	21500	48300		Exp Low : 47,429.10	377.60	Not Break	Support	48000			
Time	NET Oi	+▲-▼	Net Oi Signal	Price Action Signal	VWAP Diff	Strike	Nifty PCR	Nifty LTP	Time	NET Oi	+▲-▼	Net Oi Signal	Price Action Signal	VWAP Diff	Strike	BN PCR	BN LTP
09:15:26	172837	0	Bullish	Wait	26.15		2.01	21,497.65	09:15:26	313634	0	Bullish	Wait	121.82		2.26	47,818.50
09:16:32	298519	125682	Bullish	Wait	5.28		7.5	21,516.90	09:16:32	157987	-155647	Bullish	Wait	121.82		3.78	47,851.80
09:17:28	257918	-40601	Bullish	Wait	3.96		8.08	21,529.00	09:17:28	194408	36421	Bullish	Wait	15.90		4.42	47,833.50
09:18:29	257918	0	Bullish	Wait	1.88		8.08	21,521.80	09:18:29	194408	0	Bullish	Wait	-6.22		4.42	47,855.00
09:19:28	299658	41740	Bullish	Wait	-0.99		5.09	21,512.45	09:19:28	85138	-109270	Bullish	Wait	-7.03		1.32	47,837.75
09:20:29	266446	-33212	Bullish	Wait	4.18		3.5	21,520.70	09:20:29	192068	106930	Bullish	Wait	-4.21		1.72	47,830.05
09:21:29	266446	0	Bullish	Wait	8.22		3.5	21,523.45	09:21:29	192068	0	Bullish	Wait	-17.70	Buy 48100 PE	1.72	47,834.25
09:22:28	314850	48404	Bullish	Wait	11.37	Buy 21300 CE	3.4	21,525.55	09:22:28	175252	-16816	Bullish	Wait	-1.72		1.47	47,834.25
09:23:30	297660	-17190	Bullish	Wait	4.62		3.01	21,514.10	09:23:30	189978	14726	Bullish	Wait	-15.40		1.49	47,811.90
09:24:29	297660	0	Bullish	Wait	2.51		3.01	21,522.00	09:24:29	189978	0	Bullish	Wait	-25.06		1.49	47,822.05
09:25:28	304994	7334	Bullish	Wait	6.22		2.64	21,518.60	09:25:28	200138	10160	Bullish	Wait	-24.71		1.43	47,809.60
09:26:28	310905	5911	Bullish	Wait	6.10		2.68	21,523.90	09:26:28	187240	-12898	Bullish	Wait	-7.09		1.39	47,840.15
09:27:28	310905	0	Bullish	Wait	5.79		2.68	21,526.85	09:27:28	187240	0	Bullish	Wait	-11.77		1.39	47,855.25
09:28:29	308959	-1946	Bullish	Bullish	5.70		2.43	21,522.85	09:28:29	216681	29441	Bullish	Bullish	15.41		1.41	47,848.25
09:29:28	310508	1549	Bullish	Bullish	6.50		2.44	21,527.60	09:29:28	238535	21854	Bullish	Bullish	-0.74		1.45	47,854.50
09:30:28	310508	0	Bullish	Bearish	9.54		2.44	21,528.70	09:30:28	238535	0	Bullish	Bullish	14.94		1.45	47,854.15
09:31:29	332959	22451	Bullish	Bullish	17.29		2.47	21,532.20	09:31:29	255019	16484	Bullish	Bullish	14.94		1.44	47,859.35
09:32:29	332959	0	Bullish	Bullish	16.12		2.47	21,544.35	09:32:29	255019	0	Bullish	Bullish	8.27		1.44	47,876.70
09:33:28	332959	0	Bullish	Bullish	16.12		2.47	21,539.10	09:33:28	255019	0	Bullish	Bullish	22.16	Buy 47600 CE	1.44	47,870.20
09:34:29	378326	45367	Bullish	Bullish	12.14		2.69	21,533.55	09:34:29	312980	57961	Bullish	Bullish	14.48		1.54	47,842.40
09:35:28	384072	5746	Bullish	Bullish	9.72		2.64	21,531.15	09:35:28	341967	28987	Bullish	Bullish	-4.94		1.59	47,845.00
09:36:28	384072	0	Bullish	Bullish	7.64		2.64	21,521.40	09:36:28	341967	0	Bullish	Bullish	-4.07		1.59	47,841.20
09:37:29	399746	15674	Bullish	Bearish	3.35		2.7	21,520.45	09:37:29	283275	-58692	Bullish	Bullish	-16.76	Buy 48100 PE	1.44	47,837.85
09:38:29	402480	2734	Bullish	Bullish	8.48		2.69	21,521.35	09:38:29	287303	4028	Bullish	Bullish	12.06		1.44	47,862.45
09:39:28	402480	0	Bullish	Bearish	10.06		2.69	21,523.30	09:39:28	287303	0	Bullish	Bullish	11.61		1.44	47,865.65
09:40:28	420466	17986	Bullish	Bullish	15.25		2.7	21,534.40	09:40:28	270389	-16914	Bullish	Bullish	16.21	Buy 47600 CE	1.4	47,876.95
09:41:28	423323	2857	Bullish	Bullish	21.65		2.71	21,538.10	09:41:28	285472	15083	Bullish	Bullish	16.21		1.42	47,888.95
09:42:28	423323	0	Bullish	Bullish	21.13		2.71	21,535.90	09:42:28	285472	0	Bullish	Bullish	28.99		1.42	47,888.10
09:43:28	465519	42196	Bullish	Bullish	21.51		2.94	21,538.95	09:43:28	315605	30133	Bullish	Bullish	70.61		1.45	47,922.20
09:44:28	465519	0	Bullish	Bullish	22.19		2.94	21,549.80	09:44:28	315605	0	Bullish	Bullish	62.73		1.45	47,911.65
09:45:28	465519	0	Bullish	Bullish	27.30		2.94	21,549.25	09:45:28	315605	0	Bullish	Bullish	75.74		1.45	47,942.60
09:46:30	522377	56858	Bullish	Bullish	30.97		3.43	21,556.50	09:46:30	581303	265698	Bullish	Bullish	91.35		2.16	47,949.20
09:47:28	522377	0	Bullish	Bullish	24.56		3.43	21,552.05	09:47:28	581303	0	Bullish	Bullish	67.12		2.16	47,946.10
09:48:29	522377	0	Bullish	Bullish	23.90		3.43	21,550.25	09:48:29	581303	0	Bullish	Bullish	50.54		2.16	47,936.45
09:49:29	522377	0	Bullish	Bullish	28.32		3.43	21,555.25	09:49:29	636767	55464	Bullish	Bullish	56.15		2.19	47,965.35
09:50:28	560382	38005	Bullish	Bullish	32.30		3.64	21,556.60	09:50:28	636767	0	Bullish	Bullish	84.83		2.19	47,954.85


Nifty ATM		Current Expiry	Exp High : 21,672.70	-3.05	Breakout	Resistanc	22000	BN ATM	Wednesday		Exp High : 48,207.90	-139.75	Breakout	Resistanc	49000		
21650		2023-12-28	Exp Low : 21,322.60	173.20	Not Break	Support	21500	48300			Exp Low : 47,429.10	377.60	Not Break	Support	48000		
Time	NET Oi	+▲-▼	Net Oi Signal	Price Action Signal	VWAP Diff	Strike	Nifty PCR	Nifty LTP	Time	NET Oi	+▲-▼	Net Oi Signal	Price Action Signal	VWAP Diff	Strike	BN PCR	BN LTP
09:51:28	560382	0	Bullish	Bullish	24.51		3.64	21,551.20	09:51:28	636767	0	Bullish	Bullish	56.21		2.19	47,939.50
09:52:30	577770	17388	Bullish	Bullish	19.65		3.8	21,554.25	09:52:30	693365	56598	Bullish	Bullish	43.38		2.33	47,940.20
09:53:28	577770	0	Bullish	Bullish	27.93		3.8	21,558.25	09:53:28	693365	0	Bullish	Bullish	57.85		2.33	47,965.15
09:54:29	577770	0	Bullish	Bullish	29.03		3.8	21,558.70	09:54:29	693365	0	Bullish	Bullish	74.29		2.33	47,984.20
09:55:29	562988	-14782	Bullish	Bullish	26.61		3.54	21,561.25	09:55:29	713513	20148	Bullish	Bullish	60.61		2.43	47,979.90
09:56:29	587425	24437	Bullish	Bullish	32.28		3.66	21,562.25	09:56:29	762854	49341	Bullish	Bullish	86.28		2.52	47,981.55
09:57:28	587425	0	Bullish	Bullish	28.87		3.66	21,563.35	09:57:28	762854	0	Bullish	Bullish	81.16		2.52	47,988.15
09:58:30	593091	5666	Bullish	Bullish	25.30		3.57	21,557.55	09:58:30	748859	-13995	Bullish	Bullish	80.48		2.46	47,976.60
09:59:28	593091	0	Bullish	Bullish	26.01		3.57	21,557.55	09:59:28	829475	80616	Bullish	Bullish	67.24		2.61	47,972.10
10:00:28	593091	0	Bullish	Bullish	21.83		3.57	21,560.05	10:00:28	829475	0	Bullish	Bullish	67.33		2.61	47,983.40
10:01:29	604975	11884	Bullish	Bullish	22.90		3.61	21,557.70	10:01:29	834062	4587	Bullish	Bullish	78.01		2.53	47,965.60
10:02:29	604975	0	Bullish	Bearish	22.90		3.61	21,552.10	10:02:29	834062	0	Bullish	Bearish	78.01		2.53	47,961.60
10:03:29	604975	0	Bullish	Bearish	14.85		3.61	21,554.20	10:03:29	834062	0	Bullish	Bearish	46.46		2.53	47,950.30
10:04:29	613276	8301	Bullish	Bullish	17.70		3.62	21,553.05	10:04:29	842421	8359	Bullish	Bearish	43.08		2.47	47,938.35
10:05:28	613276	0	Bullish	Bearish	15.63		3.62	21,552.60	10:05:28	842421	0	Bullish	Bullish	53.98		2.47	47,951.95
10:06:28	613276	0	Bullish	Bearish	18.62		3.62	21,551.40	10:06:28	842421	0	Bullish	Bullish	77.15		2.47	47,970.70
10:07:28	601528	-11748	Bullish	Bearish	14.43		3.44	21,550.60	10:07:28	858053	15632	Bullish	Bearish	60.33		2.49	47,963.70
10:08:28	609731	8203	Bullish	Bearish	16.55		3.48	21,550.50	10:08:28	835004	-23049	Bullish	Bearish	57.55		2.4	47,963.95
10:09:28	609731	0	Bullish	Bullish	17.00		3.48	21,562.60	10:09:28	835004	0	Bullish	Bullish	69.60		2.4	48,003.40
10:10:29	612843	3112	Bullish	Bearish	26.62		3.53	21,561.65	10:10:29	890858	55854	Bullish	Bullish	99.16		2.64	48,012.30
10:11:28	612843	0	Bullish	Bearish	15.23		3.53	21,545.95	10:11:28	890858	0	Bullish	Bearish	57.89		2.64	47,943.20
10:12:28	612843	0	Bullish	Bearish	11.31		3.53	21,557.55	10:12:28	890858	0	Bullish	Bullish	36.58		2.64	47,979.90
10:13:28	622558	9715	Bullish	Bearish	15.79		3.56	21,558.75	10:13:28	885458	-5400	Bullish	Bearish	63.71		2.62	47,976.45
10:14:28	622558	0	Bullish	Bearish	13.69		3.56	21,556.85	10:14:28	891838	6380	Bullish	Bullish	58.57		2.63	47,992.20
10:15:28	622558	0	Bullish	Bullish	11.02		3.56	21,555.00	10:15:28	891838	0	Bullish	Bullish	44.97		2.63	47,971.55
10:16:28	623554	996	Bullish	Bullish	15.09		3.48	21,562.30	10:16:28	883092	-8746	Bullish	Bullish	57.11		2.54	47,987.45
10:17:28	623554	0	Bullish	Bullish	14.94		3.48	21,561.00	10:17:28	883092	0	Bullish	Bullish	55.11		2.54	47,978.15
10:18:28	623554	0	Bullish	Bullish	16.71		3.48	21,559.50	10:18:28	883092	0	Bullish	Bullish	53.07		2.54	47,981.80
10:19:28	627291	3737	Bullish	Bullish	18.52		3.42	21,561.15	10:19:28	863870	-19222	Bullish	Bullish	58.79		2.42	47,988.95
10:20:28	627291	0	Bullish	Bullish	14.60		3.42	21,557.85	10:20:28	863870	0	Bullish	Bullish	47.98		2.42	47,980.75
10:21:29	627291	0	Bullish	Bullish	10.57		3.42	21,558.75	10:21:29	863870	0	Bullish	Bullish	43.74		2.42	47,977.20
10:22:28	635130	7839	Bullish	Bullish	16.31		3.45	21,562.70	10:22:28	862570	-1300	Bullish	Bearish	62.25		2.39	47,989.05
10:23:28	636094	964	Bullish	Bearish	19.65		3.47	21,560.65	10:23:28	862570	0	Bullish	Bearish	62.52		2.39	47,992.10
10:24:28	636094	0	Bullish	Bullish	20.56		3.47	21,562.65	10:24:28	862570	0	Bullish	Bullish	75.51		2.39	48,000.90
10:25:28	647215	11121	Bullish	Bullish	16.81		3.48	21,561.15	10:25:28	888424	25854	Bullish	Bullish	62.65		2.43	47,997.65
10:26:30	647215	0	Bullish	Bullish	16.81		3.48	21,562.80	10:26:30	881781	-6643	Bullish	Bullish	62.65		2.41	47,996.00


Nifty ATM		Current Expiry	Exp High : 21,672.70	-3.05	Breakout	Resistanc	22000	BN ATM	Wednesday		Exp High : 48,207.90	-139.75	Breakout	Resistanc	49000		
21650		2023-12-28	Exp Low : 21,322.60	173.20	Not Break	Support	21500	48300			Exp Low : 47,429.10	377.60	Not Break	Support	48000		
Time	NET Oi	+▲-▼	Net Oi Signal	Price Action Signal	VWAP Diff	Strike	Nifty PCR	Nifty LTP	Time	NET Oi	+▲-▼	Net Oi Signal	Price Action Signal	VWAP Diff	Strike	BN PCR	BN LTP
10:27:29	647215	0	Bullish	Bullish	19.14		3.48	21,564.70	10:27:29	881781	0	Bullish	Bullish	72.95		2.41	48,002.45
10:28:29	667400	20185	Bullish	Bullish	19.96		3.57	21,574.90	10:28:29	914557	32776	Bullish	Bullish	97.45		2.47	48,033.50
10:29:28	667400	0	Bullish	Bullish	30.02		3.57	21,572.45	10:29:28	914557	0	Bullish	Bullish	110.04		2.47	48,037.60
10:30:28	667400	0	Bullish	Bullish	39.62		3.57	21,575.50	10:30:28	914557	0	Bullish	Bullish	134.74		2.47	48,055.90
10:31:27	680596	13196	Bullish	Bullish	39.62		3.76	21,573.85	10:31:27	1090892	176335	Bullish	Bullish	129.35		3.35	48,049.55
10:32:28	709989	29393	Bullish	Bullish	43.24		4.13	21,577.35	10:32:28	1090892	0	Bullish	Bullish	164.37		3.35	48,067.75
10:33:28	709989	0	Bullish	Bullish	37.84		4.13	21,576.10	10:33:28	1090892	0	Bullish	Bullish	136.68		3.35	48,057.05
10:34:28	752061	42072	Bullish	Bullish	33.47		4.57	21,572.00	10:34:28	1225962	135070	Bullish	Bullish	125.55		3.81	48,058.90
10:35:28	752061	0	Bullish	Bullish	32.88		4.57	21,571.30	10:35:28	1225962	0	Bullish	Bullish	122.85		3.81	48,062.25
10:36:28	752061	0	Bullish	Bullish	33.16		4.57	21,570.60	10:36:28	1225962	0	Bullish	Bullish	134.31		3.81	48,053.05
10:37:29	748944	-3117	Bullish	Bullish	29.00		4.44	21,570.95	10:37:29	1188643	-37319	Bullish	Bullish	124.14		3.51	48,058.35
10:38:27	748944	0	Bullish	Bullish	28.62		4.44	21,569.70	10:38:27	1224270	35627	Bullish	Bullish	118.58		3.59	48,048.25
10:39:28	748944	0	Bullish	Bullish	30.53		4.44	21,574.30	10:39:28	1224270	0	Bullish	Bullish	125.62		3.59	48,050.95
10:40:28	743192	-5752	Bullish	Bullish	26.68		4.29	21,565.85	10:40:28	1214805	-9465	Bullish	Bullish	110.27		3.44	48,039.90
10:41:29	743192	0	Bullish	Bearish	19.73		4.29	21,565.10	10:41:29	1214805	0	Bullish	Bullish	102.69		3.44	48,045.75
10:42:28	743192	0	Bullish	Bearish	27.64		4.29	21,566.05	10:42:28	1214805	0	Bullish	Bullish	103.65		3.44	48,041.65
10:43:28	740111	-3081	Bullish	Bearish	23.07		4.28	21,566.65	10:43:28	1214569	-236	Bullish	Bearish	112.57		3.39	48,046.05
10:44:28	728542	-11569	Bullish	Bearish	20.00		4.07	21,568.35	10:44:28	1214566	-3	Bullish	Bullish	112.30		3.39	48,053.90
10:45:28	728542	0	Bullish	Bearish	18.44		4.07	21,559.95	10:45:28	1214566	0	Bullish	Bearish	103.63		3.39	48,045.65
10:46:28	721617	-6925	Bullish	Bearish	17.12		4.02	21,563.50	10:46:28	1214566	0	Bullish	Bullish	103.63		3.39	48,062.05
10:47:29	721617	0	Bullish	Bearish	17.25		4.02	21,562.85	10:47:29	1191187	-23379	Bullish	Bearish	102.66		3.27	48,049.65
10:48:28	721617	0	Bullish	Bearish	8.56		4.02	21,563.45	10:48:28	1191187	0	Bullish	Bearish	80.56		3.27	48,034.70
10:49:28	711628	-9989	Bullish	Bullish	18.32		3.85	21,575.20	10:49:28	1191187	0	Bullish	Bullish	108.04		3.27	48,061.20
10:50:29	717980	6352	Bullish	Bullish	25.51		3.88	21,581.10	10:50:29	1196748	5561	Bullish	Bullish	127.58		3.27	48,074.85
10:51:26	717980	0	Bullish	Bullish	27.42		3.88	21,581.50	10:51:26	1196748	0	Bullish	Bullish	123.10		3.27	48,087.95
10:52:28	724348	6368	Bullish	Bullish	27.44		3.87	21,578.35	10:52:28	1214946	18198	Bullish	Bullish	102.92		3.31	48,065.00
10:53:28	724348	0	Bullish	Bullish	19.48		3.87	21,580.30	10:53:28	1214946	0	Bullish	Bullish	83.80		3.31	48,065.35
10:54:28	724348	0	Bullish	Bullish	21.15		3.87	21,579.25	10:54:28	1214946	0	Bullish	Bullish	98.16		3.31	48,058.35
10:55:28	724348	0	Bullish	Bullish	18.18		3.87	21,578.10	10:55:28	1193336	-21610	Bullish	Bullish	87.25		3.19	48,049.10
10:56:28	714158	-10190	Bullish	Bullish	17.27		3.71	21,578.45	10:56:28	1193336	0	Bullish	Bullish	78.05		3.19	48,050.30
10:57:28	714158	0	Bullish	Bullish	21.72		3.71	21,581.70	10:57:28	1193336	0	Bullish	Bullish	82.84		3.19	48,054.30
10:58:29	715799	1641	Bullish	Bullish	19.65		3.67	21,580.15	10:58:29	1193336	0	Bullish	Bearish	63.49		3.19	48,035.70
10:59:28	715799	0	Bullish	Bullish	21.57		3.67	21,584.60	10:59:28	1174092	-19244	Bullish	Bullish	89.06		3.14	48,064.10
11:00:28	715799	0	Bullish	Bullish	21.97		3.67	21,580.95	11:00:28	1174092	0	Bullish	Bullish	87.12		3.14	48,052.05
11:01:28	725797	9998	Bullish	Bullish	21.97		3.72	21,578.70	11:01:28	1174092	0	Bullish	Bullish	87.12		3.14	48,040.20
11:02:27	725797	0	Bullish	Bullish	20.37		3.72	21,578.75	11:02:27	1167169	-6923	Bullish	Bearish	63.55		3.07	48,031.55


Nifty ATM		Current Expiry	Exp High : 21,672.70	-3.05	Breakout	Resistanc	22000	BN ATM	Wednesday		Exp High : 48,207.90	-139.75	Breakout	Resistanc	49000		
21650		2023-12-28	Exp Low : 21,322.60	173.20	Not Break	Support	21500	48300			Exp Low : 47,429.10	377.60	Not Break	Support	48000		
Time	NET Oi	+▲-▼	Net Oi Signal	Price Action Signal	VWAP Diff	Strike	Nifty PCR	Nifty LTP	Time	NET Oi	+▲-▼	Net Oi Signal	Price Action Signal	VWAP Diff	Strike	BN PCR	BN LTP
11:03:28	725797	0	Bullish	Bearish	17.76		3.72	21,576.55	11:03:28	1167169	0	Bullish	Bearish	52.22		3.07	48,029.80
11:04:28	733298	7501	Bullish	Bearish	17.87		3.75	21,577.45	11:04:28	1152020	-15149	Bullish	Bearish	53.31		2.95	48,043.40
11:05:29	732118	-1180	Bullish	Bullish	20.03		3.73	21,578.95	11:05:29	1152020	0	Bullish	Bearish	70.59		2.95	48,055.70
11:06:28	732118	0	Bullish	Bearish	20.54		3.73	21,572.60	11:06:28	1152019	-1	Bullish	Bearish	58.08		2.95	48,036.35
11:07:27	737204	5086	Bullish	Bearish	16.98		3.74	21,574.85	11:07:27	1146087	-5932	Bullish	Bearish	65.46		2.92	48,047.15
11:08:28	737204	0	Bullish	Bearish	19.65		3.74	21,576.85	11:08:28	1146087	0	Bullish	Bullish	56.64		2.92	48,049.55
11:09:28	737204	0	Bullish	Bearish	18.81		3.74	21,576.40	11:09:28	1146087	0	Bullish	Bearish	61.92		2.92	48,050.20
11:10:28	736161	-1043	Bullish	Bearish	20.18		3.71	21,573.75	11:10:28	1126092	-19995	Bullish	Bearish	55.45		2.81	48,048.75
11:11:28	736161	0	Bullish	Bearish	20.18		3.71	21,572.75	11:11:28	1126070	-22	Bullish	Bullish	50.11		2.81	48,043.80
11:12:28	736161	0	Bullish	Bearish	14.68		3.71	21,577.50	11:12:28	1126070	0	Bullish	Bearish	53.99		2.81	48,047.95
11:13:28	741607	5446	Bullish	Bearish	23.00		3.78	21,578.10	11:13:28	1125391	-679	Bullish	Bearish	53.92		2.78	48,044.25
11:14:28	753393	11786	Bullish	Bearish	23.01		3.83	21,577.20	11:14:28	1125391	0	Bullish	Bullish	55.90		2.78	48,048.80
11:15:28	753393	0	Bullish	Bearish	24.86		3.83	21,576.10	11:15:28	1125407	16	Bullish	Bullish	56.58		2.78	48,044.00
11:16:30	768190	14797	Bullish	Bullish	27.00		3.88	21,580.30	11:16:30	1128214	2807	Bullish	Bullish	77.88		2.78	48,055.10
11:17:28	778950	10760	Bullish	Bearish	26.65		4.05	21,577.35	11:17:28	1115472	-12742	Bullish	Bullish	62.14		2.73	48,047.05
11:18:28	778950	0	Bullish	Bearish	23.59		4.05	21,576.75	11:18:28	1115472	0	Bullish	Bearish	67.18		2.73	48,053.85
11:19:28	780340	1390	Bullish	Bullish	24.17		4.06	21,581.05	11:19:28	1116285	813	Bullish	Bullish	96.62		2.73	48,082.35
11:20:28	780340	0	Bullish	Bullish	28.12		4.06	21,578.70	11:20:28	1123194	6909	Bullish	Bullish	96.99		2.76	48,071.85
11:21:26	780340	0	Bullish	Bearish	21.11		4.06	21,576.70	11:21:26	1123194	0	Bullish	Bullish	79.66		2.76	48,070.10
11:22:28	771697	-8643	Bullish	Bullish	23.23		3.95	21,582.25	11:22:28	1114717	-8477	Bullish	Bullish	86.62		2.72	48,091.25
11:23:28	771697	0	Bullish	Bearish	19.24		3.95	21,573.40	11:23:28	1127824	13107	Bullish	Bullish	91.15		2.74	48,074.60
11:24:28	771697	0	Bullish	Bullish	18.18		3.95	21,575.20	11:24:28	1127824	0	Bullish	Bullish	93.27		2.74	48,085.50
11:25:28	768297	-3400	Bullish	Bearish	14.60		3.9	21,570.85	11:25:28	1127824	0	Bullish	Bullish	85.53		2.74	48,076.50
11:26:30	758781	-9516	Bullish	Bearish	16.12		3.86	21,575.25	11:26:30	1123088	-4736	Bullish	Bullish	77.17		2.69	48,067.95
11:27:28	758781	0	Bullish	Bullish	16.30		3.86	21,580.00	11:27:28	1123088	0	Bullish	Bullish	81.51		2.69	48,081.50
11:28:29	753821	-4960	Bullish	Bullish	19.21		3.79	21,580.70	11:28:29	1133474	10386	Bullish	Bullish	89.97		2.71	48,081.10
11:29:28	748561	-5260	Bullish	Bullish	16.98		3.77	21,580.80	11:29:28	1133474	0	Bullish	Bullish	84.68		2.71	48,082.70
11:30:28	748561	0	Bullish	Bullish	20.92		3.77	21,588.25	11:30:28	1133474	0	Bullish	Bullish	91.27		2.71	48,080.20
11:31:28	741196	-7365	Bullish	Bullish	22.07		3.67	21,587.35	11:31:28	1143534	10060	Bullish	Bullish	103.13		2.72	48,081.30
11:32:28	741196	0	Bullish	Bullish	21.23		3.67	21,585.20	11:32:28	1143534	0	Bullish	Bullish	86.77		2.72	48,085.80
11:33:29	741196	0	Bullish	Bullish	21.12		3.67	21,589.40	11:33:29	1143534	0	Bullish	Bullish	98.55		2.72	48,109.40
11:34:30	743468	2272	Bullish	Bullish	21.85		3.67	21,589.30	11:34:30	1178307	34773	Bullish	Bullish	117.06		2.93	48,100.90
11:35:28	743468	0	Bullish	Bullish	22.66		3.67	21,589.75	11:35:28	1178392	85	Bullish	Bullish	114.00		2.93	48,097.20
11:36:29	743468	0	Bullish	Bullish	28.14		3.67	21,590.50	11:36:29	1178392	0	Bullish	Bullish	116.43		2.93	48,094.35
11:37:28	761892	18424	Bullish	Bullish	23.55		3.84	21,588.45	11:37:28	1205290	26898	Bullish	Bullish	113.42		2.98	48,094.40
11:38:28	761892	0	Bullish	Bullish	21.35		3.84	21,588.35	11:38:28	1208064	2774	Bullish	Bearish	89.60		2.99	48,074.40


Nifty ATM		Current Expiry	Exp High : 21,672.70	-3.05	Breakout	Resistanc	22000	BN ATM	Wednesday	Exp High : 48,207.90	-139.75	Breakout	Resistanc	49000			
21650		2023-12-28	Exp Low : 21,322.60	173.20	Not Break	Support	21500	48300		Exp Low : 47,429.10	377.60	Not Break	Support	48000			
Time	NET Oi	+▲-▼	Net Oi Signal	Price Action Signal	VWAP Diff	Strike	Nifty PCR	Nifty LTP	Time	NET Oi	+▲-▼	Net Oi Signal	Price Action Signal	VWAP Diff	Strike	BN PCR	BN LTP
11:39:28	761892	0	Bullish	Bullish	25.19		3.84	21,591.30	11:39:28	1208064	0	Bullish	Bullish	94.72		2.99	48,082.40
11:40:28	769774	7882	Bullish	Bullish	30.02		3.96	21,591.85	11:40:28	1215572	7508	Bullish	Bullish	103.01		3.03	48,093.10
11:41:27	788053	18279	Bullish	Bullish	30.02		4.03	21,589.70	11:41:27	1228266	12694	Bullish	Bullish	110.85		3.05	48,090.90
11:42:28	788053	0	Bullish	Bullish	27.91		4.03	21,593.00	11:42:28	1228266	0	Bullish	Bullish	102.99		3.05	48,087.80
11:43:28	808318	20265	Bullish	Bullish	32.68		4.19	21,591.40	11:43:28	1228337	71	Bullish	Bullish	108.42		3.05	48,098.15
11:44:29	808318	0	Bullish	Bearish	25.35		4.19	21,585.35	11:44:29	1248185	19848	Bullish	Bullish	94.26		3.08	48,086.95
11:45:29	808318	0	Bullish	Bullish	24.50		4.19	21,586.35	11:45:29	1248185	0	Bullish	Bearish	87.31		3.08	48,081.25
11:46:29	803376	-4942	Bullish	Bearish	20.56		4.17	21,581.40	11:46:29	1231884	-16301	Bullish	Bearish	76.53		3.05	48,065.55
11:47:28	802366	-1010	Bullish	Bearish	18.26		4.15	21,579.20	11:47:28	1224739	-7145	Bullish	Bearish	67.95		3.02	48,066.00
11:48:30	802366	0	Bullish	Bearish	21.37		4.15	21,582.75	11:48:30	1224739	0	Bullish	Bearish	82.58		3.02	48,071.75
11:49:29	806468	4102	Bullish	Bearish	21.37		4.17	21,581.00	11:49:29	1211249	-13490	Bullish	Bearish	82.58		2.93	48,072.50
11:50:28	805375	-1093	Bullish	Bearish	17.40		4.15	21,579.20	11:50:28	1217095	5846	Bullish	Bearish	70.77		2.94	48,052.70
11:51:26	805375	0	Bullish	Bearish	17.40		4.15	21,578.55	11:51:26	1217095	0	Bullish	Bearish	65.27		2.94	48,056.05
11:52:28	801431	-3944	Bullish	Bearish	17.66		4.11	21,580.95	11:52:28	1235052	17957	Bullish	Bearish	65.75		3.03	48,050.70
11:53:30	801431	0	Bullish	Bearish	21.08		4.11	21,583.15	11:53:30	1249390	14338	Bullish	Bearish	70.53		3.05	48,058.15
11:54:28	801431	0	Bullish	Bearish	20.94		4.11	21,583.75	11:54:28	1249390	0	Bullish	Bearish	89.58		3.05	48,077.00
11:55:28	801431	0	Bullish	Bearish	24.56		4.11	21,583.80	11:55:28	1264447	15057	Bullish	Bearish	100.29		3.07	48,076.45
11:56:29	805495	4064	Bullish	Bearish	20.22		4.14	21,584.40	11:56:29	1280940	16493	Bullish	Bearish	103.19		3.16	48,078.50
11:57:30	805495	0	Bullish	Bearish	18.86		4.14	21,581.20	11:57:30	1280940	0	Bullish	Bearish	99.37		3.16	48,072.50
11:58:28	805495	0	Bullish	Bullish	19.77		4.14	21,589.30	11:58:28	1280940	0	Bullish	Bullish	160.48		3.16	48,151.20
11:59:28	791544	-13951	Bullish	Bullish	25.75		4.01	21,589.70	11:59:28	1347567	66627	Bullish	Bullish	180.47		3.51	48,145.80
12:00:29	791544	0	Bullish	Bullish	24.02		4.01	21,590.80	12:00:29	1347567	0	Bullish	Bullish	185.95		3.51	48,150.50
12:01:28	791544	0	Bullish	Bullish	28.72		4.01	21,593.05	12:01:28	1347567	0	Bullish	Bullish	201.06		3.51	48,178.75
12:02:28	793508	1964	Bullish	Bullish	31.94		4.06	21,594.15	12:02:28	1550395	202828	Bullish	Bullish	226.30		5.46	48,190.30
12:03:29	793508	0	Bullish	Bullish	31.23		4.06	21,593.85	12:03:29	1550395	0	Bullish	Bullish	207.94		5.46	48,190.20
12:04:28	800056	6548	Bullish	Bullish	27.36		4.16	21,590.80	12:04:28	1644391	93996	Bullish	Bullish	207.94		6.25	48,167.95
12:05:28	800056	0	Bullish	Bullish	32.98		4.16	21,594.35	12:05:28	1644391	0	Bullish	Bullish	210.65		6.25	48,195.50
12:06:28	800056	0	Bullish	Bullish	31.18		4.16	21,596.60	12:06:28	1644391	0	Bullish	Bullish	208.20		6.25	48,209.20
12:07:28	837789	37733	Bullish	Bullish	43.35		4.84	21,600.75	12:07:28	1729629	85238	Bullish	Bullish	228.52		7.66	48,233.00
12:08:28	837789	0	Bullish	Bullish	40.14		4.84	21,596.85	12:08:28	1729662	33	Bullish	Bullish	207.50		7.66	48,213.85
12:09:29	837789	0	Bullish	Bullish	41.58		4.84	21,600.50	12:09:29	1729662	0	Bullish	Bullish	225.80		7.66	48,232.40
12:10:29	883664	45875	Bullish	Bullish	43.61		6.12	21,597.95	12:10:29	1729662	0	Bullish	Bullish	227.34		7.66	48,221.20
12:11:28	886822	3158	Bullish	Bullish	40.20		6.14	21,596.60	12:11:28	1770479	40817	Bullish	Bullish	218.81		9.47	48,223.75
12:12:28	886822	0	Bullish	Bullish	37.66		6.14	21,591.85	12:12:28	1770479	0	Bullish	Bullish	212.18		9.47	48,209.75
12:13:28	889075	2253	Bullish	Bearish	34.22		6.22	21,589.50	12:13:28	1798106	27627	Bullish	Bullish	195.21		9.6	48,201.15
12:14:28	903701	14626	Bullish	Bearish	32.30		6.31	21,587.25	12:14:28	1776550	-21556	Bullish	Bullish	182.33		8.7	48,197.40


Nifty ATM		Current Expiry	Exp High : 21,672.70	-3.05	Breakout	Resistanc	22000	BN ATM	Wednesday	Exp High : 48,207.90	-139.75	Breakout	Resistanc	49000			
21650		2023-12-28	Exp Low : 21,322.60	173.20	Not Break	Support	21500	48300		Exp Low : 47,429.10	377.60	Not Break	Support	48000			
Time	NET Oi	+▲-▼	Net Oi Signal	Price Action Signal	VWAP Diff	Strike	Nifty PCR	Nifty LTP	Time	NET Oi	+▲-▼	Net Oi Signal	Price Action Signal	VWAP Diff	Strike	BN PCR	BN LTP
12:15:28	903701	0	Bullish	Bearish	29.05		6.31	21,584.00	12:15:28	1776550	0	Bullish	Bullish	176.40		8.7	48,191.95
12:16:28	902863	-838	Bullish	Bearish	27.92		6.06	21,579.40	12:16:28	1754222	-22328	Bullish	Bearish	180.75		7.74	48,177.05
12:17:28	902863	0	Bullish	Bearish	23.77		6.06	21,582.75	12:17:28	1754221	-1	Bullish	Bullish	170.76		7.74	48,180.95
12:18:28	902863	0	Bullish	Bearish	20.52		6.06	21,570.35	12:18:28	1754221	0	Bullish	Bearish	161.79		7.74	48,154.80
12:19:28	890096	-12767	Bullish	Bearish	9.01		5.99	21,569.20	12:19:28	1743198	-11023	Bullish	Bearish	155.14		7.43	48,158.05
12:20:28	879483	-10613	Bullish	Bearish	11.52		5.65	21,574.95	12:20:28	1768777	25579	Bullish	Bearish	145.96		7.53	48,176.90
12:21:28	879483	0	Bullish	Bearish	11.15		5.65	21,571.05	12:21:28	1768777	0	Bullish	Bearish	160.14		7.53	48,166.25
12:22:28	879483	0	Bullish	Bearish	9.71		5.65	21,568.90	12:22:28	1766136	-2641	Bullish	Bearish	146.21		7.52	48,138.65
12:23:28	855332	-24151	Bullish	Bearish	10.17		5.23	21,567.45	12:23:28	1743005	-23131	Bullish	Bearish	151.20		6.92	48,149.45
12:24:28	855332	0	Bullish	Bearish	0.68		5.23	21,554.65	12:24:28	1743005	0	Bullish	Bearish	127.03		6.92	48,138.25
12:25:28	780594	-74738	Bullish	Bearish	-22.20	Buy 21700 PE	4.71	21,547.85	12:25:28	1636571	-106434	Bullish	Bearish	52.27		6.56	48,079.50
12:26:28	780594	0	Bullish	Bearish	-22.22		4.71	21,547.40	12:26:28	1624880	-11691	Bullish	Bearish	22.74		6.31	48,057.85
12:27:28	780594	0	Bullish	Bearish	-8.73		4.71	21,546.95	12:27:28	1624880	0	Bullish	Bearish	42.38		6.31	48,076.65
12:28:28	717603	-62991	Bullish	Bearish	-16.55		4.04	21,550.30	12:28:28	1624880	0	Bullish	Bearish	25.85		6.31	48,069.85
12:29:28	717603	0	Bullish	Bearish	-13.40		4.04	21,552.30	12:29:28	1535515	-89365	Bullish	Bearish	25.25		5.64	48,079.85
12:30:29	717603	0	Bullish	Bearish	-9.49		4.04	21,545.30	12:30:29	1535515	0	Bullish	Bearish	29.72		5.64	48,051.55
12:31:49	699937	-17666	Bullish	Bearish	-21.40		3.8	21,526.40	12:31:49	1511303	-24212	Bullish	Bearish	-21.87	Buy 48300 PE	5.09	48,020.15
12:32:28	699937	0	Bullish	Bearish	-21.40		3.8	21,526.40	12:32:28	1511303	0	Bullish	Bearish	-21.87		5.09	48,020.15
12:33:29	699937	0	Bullish	Bearish	-35.28		3.8	21,526.80	12:33:29	1511303	0	Bullish	Bearish	-61.63		5.09	47,997.00
12:34:28	630776	-69161	Bullish	Bearish	-31.69		3.53	21,530.15	12:34:28	1417654	-93649	Bullish	Bearish	-27.18		4.84	48,014.85
12:35:28	623416	-7360	Bullish	Bearish	-31.69		3.43	21,531.55	12:35:28	1378882	-38772	Bullish	Bearish	-25.52		4.38	48,019.25
12:36:28	623416	0	Bullish	Bearish	-25.27		3.43	21,547.45	12:36:28	1378882	0	Bullish	Bearish	-5.14		4.38	48,056.00
12:37:28	610255	-13161	Bullish	Bearish	-18.14		3.26	21,547.05	12:37:28	1373264	-5618	Bullish	Bearish	0.76		4.32	48,053.05
12:38:28	600847	-9408	Bullish	Bearish	-16.05		3.22	21,547.30	12:38:28	1355760	-17504	Bullish	Bearish	9.18		4.28	48,051.60
12:39:28	600847	0	Bullish	Bullish	-8.81		3.22	21,556.60	12:39:28	1355760	0	Bullish	Bullish	14.13		4.28	48,068.00
12:40:29	606875	6028	Bullish	Bullish	-0.37		3.3	21,557.10	12:40:29	1375015	19255	Bullish	Bearish	39.17	Buy 47800 CE	4.48	48,066.70
12:41:28	599242	-7633	Bullish	Bullish	-8.31		3.27	21,554.25	12:41:28	1407205	32190	Bullish	Bearish	13.21		4.57	48,056.50
12:42:28	599242	0	Bullish	Bullish	-8.88		3.27	21,555.85	12:42:28	1407205	0	Bullish	Bearish	18.83		4.57	48,054.90
12:43:29	597149	-2093	Bullish	Bullish	-8.99		3.26	21,559.00	12:43:29	1419450	12245	Bullish	Bearish	-5.24		4.6	48,044.80
12:44:29	594479	-2670	Bullish	Bullish	-3.00		3.23	21,560.65	12:44:29	1408334	-11116	Bullish	Bullish	12.81		4.47	48,050.65
12:45:29	594479	0	Bullish	Bullish	-8.78		3.23	21,559.90	12:45:29	1408334	0	Bullish	Bullish	-2.04		4.47	48,032.45
12:46:28	584645	-9834	Bullish	Bullish	-12.75		3.13	21,560.05	12:46:28	1408334	0	Bullish	Bullish	-9.83		4.47	48,021.95
12:47:28	584645	0	Bullish	Bullish	-8.01		3.13	21,562.50	12:47:28	1401318	-7016	Bullish	Bullish	2.92		4.28	48,048.50
12:48:29	584645	0	Bullish	Bullish	-7.49		3.13	21,561.45	12:48:29	1401318	0	Bullish	Bullish	-22.08	Buy 48300 PE	4.28	48,037.90
12:49:28	583597	-1048	Bullish	Bullish	-5.82		3.12	21,566.60	12:49:28	1387913	-13405	Bullish	Bearish	-1.01		4.15	48,050.60
12:50:28	591153	7556	Bullish	Bullish	-1.62		3.15	21,569.05	12:50:28	1398936	11023	Bullish	Bearish	0.78		4.17	48,046.45


Nifty ATM		Current Expiry	Exp High :	21,672.70	-3.05	Breakout	Resistanc	22000	BN ATM	Wednesday	Exp High :	48,207.90	-139.75	Breakout	Resistanc	49000	
21650		2023-12-28	Exp Low :	21,322.60	173.20	Not Break	Support	21500	48300		Exp Low :	47,429.10	377.60	Not Break	Support	48000	
Time	NET Oi	+▲-▼	Net Oi Signal	Price Action Signal	VWAP Diff	Strike	Nifty PCR	Nifty LTP	Time	NET Oi	+▲-▼	Net Oi Signal	Price Action Signal	VWAP Diff	Strike	BN PCR	BN LTP
12:51:28	591153	0	Bullish	Bullish	2.42		3.15	21,571.60	12:51:28	1398936	0	Bullish	Bullish	11.94		4.17	48,057.90
12:52:28	600881	9728	Bullish	Bullish	6.90		3.18	21,573.40	12:52:28	1409419	10483	Bullish	Bearish	12.93		4.19	48,049.40
12:53:28	612162	11281	Bullish	Bullish	3.98		3.32	21,570.50	12:53:28	1394700	-14719	Bullish	Bearish	1.31		4.06	48,052.20
12:54:28	612162	0	Bullish	Bullish	4.83		3.32	21,574.80	12:54:28	1394700	0	Bullish	Bullish	26.88	Buy 47800 CE	4.06	48,062.30
12:55:28	612162	0	Bullish	Bullish	17.59	Buy 21400 CE	3.32	21,576.15	12:55:28	1394700	0	Bullish	Bullish	37.85		4.06	48,079.10
12:56:29	651114	38952	Bullish	Bullish	11.71		3.65	21,577.10	12:56:29	1396558	1858	Bullish	Bullish	27.24		4.14	48,068.90
12:57:28	651114	0	Bullish	Bullish	10.70		3.65	21,573.30	12:57:28	1396558	0	Bullish	Bullish	15.10		4.14	48,069.20
12:58:28	644451	-6663	Bullish	Bullish	6.92		3.55	21,570.40	12:58:28	1368045	-28513	Bullish	Bullish	15.87		3.89	48,059.80
12:59:28	657658	13207	Bullish	Bullish	8.06		3.6	21,570.25	12:59:28	1379518	11473	Bullish	Bullish	23.49		3.92	48,062.50
13:00:28	657658	0	Bullish	Bullish	7.89		3.6	21,573.35	13:00:28	1379518	0	Bullish	Bullish	26.41		3.92	48,060.35
13:01:28	670868	13210	Bullish	Bullish	13.49		3.63	21,572.65	13:01:28	1379518	0	Bullish	Bullish	32.35		3.92	48,060.90
13:02:28	670868	0	Bullish	Bearish	-2.94		3.63	21,549.95	13:02:28	1408251	28733	Bullish	Bearish	-6.10		4.01	48,023.65
13:03:28	670868	0	Bullish	Bearish	-9.13		3.63	21,537.15	13:03:28	1408251	0	Bullish	Bearish	-17.59	Buy 48300 PE	4.01	48,002.70
13:04:28	670868	0	Bullish	Bearish	-12.91	Buy 21700 PE	3.63	21,539.80	13:04:28	1408251	0	Bullish	Bearish	-27.47		4.01	47,991.75
13:05:29	657210	-13658	Bullish	Bearish	-15.46		3.51	21,541.45	13:05:29	1413182	4931	Bullish	Bearish	-25.43		3.97	48,023.70
13:06:28	657210	0	Bullish	Bearish	-19.62		3.51	21,536.90	13:06:28	1413182	0	Bullish	Bearish	-37.71		3.97	47,985.00
13:07:28	657210	0	Bullish	Bearish	-13.80		3.51	21,535.20	13:07:28	1397856	-15326	Bullish	Bearish	-36.64		3.85	47,991.55
13:08:28	637545	-19665	Bullish	Bearish	-23.76		3.34	21,526.15	13:08:28	1410345	12489	Bullish	Bearish	-83.74		3.88	47,963.40
13:09:28	637545	0	Bullish	Bearish	-23.25		3.34	21,530.65	13:09:28	1410345	0	Bullish	Bearish	-79.30		3.88	47,961.10
13:10:27	626480	-11065	Bullish	Bearish	-25.55		3.3	21,524.60	13:10:27	1410345	0	Bullish	Bearish	-67.01		3.88	47,958.85
13:11:28	617632	-8848	Bullish	Bearish	-27.88		3.19	21,523.90	13:11:28	1284460	-125885	Bullish	Bearish	-72.72		3.51	47,961.65
13:12:28	617632	0	Bullish	Bearish	-15.29		3.19	21,534.20	13:12:28	1284460	0	Bullish	Bearish	-46.31		3.51	47,977.00
13:13:28	604591	-13041	Bullish	Bearish	-15.29		3.16	21,541.90	13:13:28	1258205	-26255	Bullish	Bearish	-35.75		3.46	47,993.85
13:14:28	604591	0	Bullish	Bearish	-8.89		3.16	21,534.90	13:14:28	1243218	-14987	Bullish	Bearish	-32.36		3.36	47,975.75
13:15:28	604591	0	Bullish	Bearish	-16.08		3.16	21,536.25	13:15:28	1243218	0	Bullish	Bearish	-32.36		3.36	47,973.75
13:16:28	609460	4869	Bullish	Bearish	-15.92		3.18	21,530.65	13:16:28	1209808	-33410	Bullish	Bearish	-64.47		3.16	47,947.55
13:17:29	598775	-10685	Bullish	Bearish	-10.27		3.06	21,537.50	13:17:29	1242896	33088	Bullish	Bearish	-58.96		3.22	47,968.50
13:18:30	598775	0	Bullish	Bearish	-12.58		3.06	21,532.65	13:18:30	1242896	0	Bullish	Bearish	-54.81		3.22	47,952.95
13:19:28	602274	3499	Bullish	Bearish	-14.69		3.08	21,532.80	13:19:28	1242896	0	Bullish	Bearish	-50.25		3.22	47,960.40
13:20:28	596629	-5645	Bullish	Bearish	-13.85		3.02	21,531.15	13:20:28	1220265	-22631	Bullish	Bearish	-59.84		3.08	47,953.35
13:21:30	596629	0	Bullish	Bullish	-20.80		3.02	21,526.85	13:21:30	1220265	0	Bullish	Bearish	-96.57		3.08	47,924.40
13:22:27	599684	3055	Bullish	Bullish	-13.67		3.05	21,534.95	13:22:27	1170735	-49530	Bullish	Bearish	-71.42		2.95	47,946.40
13:23:28	612907	13223	Bullish	Bullish	-12.28		3.09	21,534.70	13:23:28	1170735	0	Bullish	Bullish	-56.07		2.95	47,968.05
13:24:29	612907	0	Bullish	Bullish	-11.39		3.09	21,536.60	13:24:29	1170735	0	Bullish	Bullish	-52.56		2.95	47,963.40
13:25:29	612907	0	Bullish	Bullish	-11.31		3.09	21,535.20	13:25:29	1150490	-20245	Bullish	Bearish	-55.34		2.85	47,961.60
13:26:28	618270	5363	Bullish	Bearish	-8.62		3.11	21,539.00	13:26:28	1153504	3014	Bullish	Bearish	-46.58		2.86	47,986.10


Nifty ATM		Current Expiry	Exp High : 21,672.70	-3.05	Breakout	Resistanc	22000	BN ATM	Wednesday		Exp High : 48,207.90	-139.75	Breakout	Resistanc	49000		
21650		2023-12-28	Exp Low : 21,322.60	173.20	Not Break	Support	21500	48300			Exp Low : 47,429.10	377.60	Not Break	Support	48000		
Time	NET Oi	+▲-▼	Net Oi Signal	Price Action Signal	VWAP Diff	Strike	Nifty PCR	Nifty LTP	Time	NET Oi	+▲-▼	Net Oi Signal	Price Action Signal	VWAP Diff	Strike	BN PCR	BN LTP
13:27:28	618270	0	Bullish	Bullish	-1.39		3.11	21,543.60	13:27:28	1153504	0	Bullish	Bullish	-21.46		2.86	48,003.30
13:28:28	623001	4731	Bullish	Bullish	-2.18		3.13	21,542.00	13:28:28	1153504	0	Bullish	Bullish	-10.19		2.86	48,004.65
13:29:29	620829	-2172	Bullish	Bullish	-4.82		3.11	21,539.50	13:29:29	1108462	-45042	Bullish	Bullish	-36.07		2.82	47,984.15
13:30:29	620829	0	Bullish	Bearish	-11.38		3.11	21,531.35	13:30:29	1108462	0	Bullish	Bearish	-49.64		2.82	47,962.70
13:31:28	615666	-5163	Bullish	Bearish	-11.40		3.05	21,532.10	13:31:28	1108462	0	Bullish	Bullish	-53.22		2.82	47,966.15
13:32:34	619242	3576	Bullish	Bearish	-17.95		3.06	21,527.95	13:32:34	1098713	-9749	Bullish	Bullish	-61.05		2.74	47,973.10
13:33:28	619242	0	Bullish	Bearish	-11.50		3.06	21,530.45	13:33:28	1098713	0	Bullish	Bullish	-37.16		2.74	47,984.20
13:34:28	618302	-940	Bullish	Bullish	-11.30		3.01	21,530.35	13:34:28	1100238	1525	Bullish	Bullish	-45.59		2.74	47,977.10
13:35:28	618302	0	Bullish	Bearish	-17.48		3.01	21,525.90	13:35:28	1097246	-2992	Bullish	Bullish	-50.55		2.73	47,970.85
13:36:28	618302	0	Bullish	Bearish	-19.38		3.01	21,525.65	13:36:28	1097246	0	Bullish	Bearish	-60.54		2.73	47,964.80
13:37:29	610023	-8279	Bullish	Bearish	-23.17		2.98	21,523.75	13:37:29	1087270	-9976	Bullish	Bearish	-73.03		2.69	47,960.90
13:38:28	596554	-13469	Bullish	Bearish	-33.72		2.86	21,511.45	13:38:28	1098255	10985	Bullish	Bearish	-108.31		2.71	47,902.75
13:39:28	596554	0	Bullish	Bearish	-36.35		2.86	21,511.40	13:39:28	1098255	0	Bullish	Bearish	-156.25		2.71	47,905.50
13:40:29	547277	-49277	Bullish	Bearish	-37.68		2.7	21,514.45	13:40:29	1098255	0	Bullish	Bearish	-152.40		2.71	47,893.50
13:41:29	529679	-17598	Bullish	Bearish	-27.10		2.56	21,522.40	13:41:29	916636	-181619	Bullish	Bearish	-115.88		2.41	47,930.90
13:42:28	529679	0	Bullish	Bearish	-22.27		2.56	21,522.00	13:42:28	916636	0	Bullish	Bearish	-119.87		2.41	47,914.90
13:43:28	521467	-8212	Bullish	Bearish	-26.10		2.5	21,520.40	13:43:28	916636	0	Bullish	Bearish	-115.89		2.41	47,921.35
13:44:27	522588	1121	Bullish	Bearish	-21.45		2.51	21,529.25	13:44:27	874864	-41772	Bullish	Bearish	-119.65		2.3	47,934.65
13:45:28	522588	0	Bullish	Bullish	-14.40		2.51	21,531.50	13:45:28	874864	0	Bullish	Bearish	-95.53		2.3	47,941.05
13:46:29	522674	86	Bullish	Bullish	-12.91		2.51	21,532.75	13:46:29	864117	-10747	Bullish	Bearish	-84.36		2.28	47,955.35
13:47:30	530133	7459	Bullish	Bullish	-15.84		2.53	21,532.40	13:47:30	857859	-6258	Bullish	Bearish	-102.56		2.26	47,933.40
13:48:28	530133	0	Bullish	Bullish	-13.80		2.53	21,533.50	13:48:28	857859	0	Bullish	Bearish	-84.60		2.26	47,937.90
13:49:28	539893	9760	Bullish	Bullish	-12.97		2.56	21,530.95	13:49:28	857859	0	Bullish	Bearish	-97.79		2.26	47,928.05
13:50:28	531035	-8858	Bullish	Bullish	-3.88		2.49	21,539.95	13:50:28	882885	25026	Bullish	Bullish	-54.67		2.28	47,974.45
13:51:30	531035	0	Bullish	Bullish	2.22		2.49	21,543.85	13:51:30	882885	0	Bullish	Bullish	-5.39		2.28	47,988.35
13:52:28	549444	18409	Bullish	Bullish	1.51		2.63	21,547.45	13:52:28	882885	0	Bullish	Bullish	0.17		2.28	47,993.60
13:53:31	557646	8202	Bullish	Bullish	3.69		2.65	21,546.40	13:53:31	924376	41491	Bullish	Bullish	9.42		2.49	47,986.70
13:54:28	557646	0	Bullish	Bullish	-2.81		2.65	21,540.45	13:54:28	924376	0	Bullish	Bullish	-11.01		2.49	47,968.90
13:55:28	577079	19433	Bullish	Bullish	-3.05		2.72	21,537.30	13:55:28	924376	0	Bullish	Bullish	-27.03		2.49	47,969.95
13:56:29	577079	0	Bullish	Bullish	-7.69		2.72	21,535.75	13:56:29	983805	59429	Bullish	Bullish	-32.39		2.69	47,970.40
13:57:31	577079	0	Bullish	Bullish	-2.78		2.72	21,539.85	13:57:31	983805	0	Bullish	Bullish	-25.85		2.69	47,969.30
13:58:28	577079	0	Bullish	Bullish	-1.53		2.72	21,543.40	13:58:28	959502	-24303	Bullish	Bullish	-33.32		2.58	47,979.20
13:59:28	588489	11410	Bullish	Bullish	8.15		2.75	21,547.15	13:59:28	958874	-628	Bullish	Bullish	-5.24		2.58	47,994.00
14:00:29	588489	0	Bullish	Bullish	9.72		2.75	21,549.05	14:00:29	958874	0	Bullish	Bullish	-9.73		2.58	47,980.50
14:01:29	588489	0	Bullish	Bullish	8.12		2.75	21,543.45	14:01:29	966906	8032	Bullish	Bullish	-13.61		2.59	47,976.35
14:02:28	607103	18614	Bullish	Bullish	6.51		2.83	21,550.35	14:02:28	961900	-5006	Bullish	Bullish	-22.77		2.57	47,995.15

Nifty ATM		Current Expiry	Exp High : 21,672.70	-3.05	Breakout	Resistanc	22000	BN ATM	Wednesday		Exp High : 48,207.90	-139.75	Breakout	Resistanc	49000		
21650		2023-12-28	Exp Low : 21,322.60	173.20	Not Break	Support	21500	48300			Exp Low : 47,429.10	377.60	Not Break	Support	48000		
Time	NET Oi	+▲-▼	Net Oi Signal	Price Action Signal	VWAP Diff	Strike	Nifty PCR	Nifty LTP	Time	NET Oi	+▲-▼	Net Oi Signal	Price Action Signal	VWAP Diff	Strike	BN PCR	BN LTP
14:03:29	607103	0	Bullish	Bullish	12.95	Buy 21400 CE	2.83	21,554.65	14:03:29	961900	0	Bullish	Bullish	6.78		2.57	48,016.40
14:04:30	612447	5344	Bullish	Bullish	16.40		2.91	21,560.45	14:04:30	961900	0	Bullish	Bullish	21.76	Buy 47700 CE	2.57	48,028.40
14:05:28	612447	0	Bullish	Bullish	15.79		2.91	21,556.50	14:05:28	963879	1979	Bullish	Bullish	12.31		2.56	48,031.30
14:06:29	612447	0	Bullish	Bullish	16.89		2.91	21,559.15	14:06:29	963879	0	Bullish	Bullish	23.63		2.56	48,033.25
14:07:28	613396	949	Bullish	Bullish	12.34		2.92	21,553.30	14:07:28	958178	-5701	Bullish	Bullish	11.99		2.54	48,026.95
14:08:25	618901	5505	Bullish	Bullish	13.41		2.94	21,556.85	14:08:25	965076	6898	Bullish	Bullish	16.61		2.55	48,027.20
14:09:28	618901	0	Bullish	Bullish	9.79		2.94	21,549.70	14:09:28	965076	0	Bullish	Bullish	12.13		2.55	48,013.90
14:10:29	618901	0	Bullish	Bullish	9.36		2.94	21,549.90	14:10:29	965076	0	Bullish	Bullish	10.48		2.55	48,000.45
14:11:28	627264	8363	Bullish	Bullish	9.14		2.98	21,556.35	14:11:28	967559	2483	Bullish	Bullish	11.50		2.51	48,027.85
14:12:28	627264	0	Bullish	Bullish	14.07		2.98	21,555.90	14:12:28	967559	0	Bullish	Bullish	16.43		2.51	48,026.20
14:13:30	636284	9020	Bullish	Bullish	6.69		3.05	21,556.50	14:13:30	967559	0	Bullish	Bullish	6.43		2.51	48,037.40
14:14:29	636284	0	Bullish	Bullish	9.67		3.05	21,556.30	14:14:29	958189	-9370	Bullish	Bullish	21.42		2.46	48,037.00
14:15:29	636284	0	Bullish	Bullish	8.06		3.05	21,555.75	14:15:29	958188	-1	Bullish	Bullish	13.40		2.46	48,036.70
14:16:29	636284	0	Bullish	Bullish	11.61		3.05	21,557.60	14:16:29	935547	-22641	Bullish	Bullish	11.27		2.38	48,031.05
14:17:28	632717	-3567	Bullish	Bearish	2.24		3.01	21,551.10	14:17:28	936633	1086	Bullish	Bearish	-3.63		2.38	48,001.05
14:18:28	632717	0	Bullish	Bullish	4.59		3.01	21,556.50	14:18:28	936633	0	Bullish	Bearish	0.42		2.38	48,025.15
14:19:28	632717	0	Bullish	Bullish	13.57		3.01	21,563.05	14:19:28	936633	0	Bullish	Bullish	32.77		2.38	48,060.65
14:20:29	643720	11003	Bullish	Bullish	17.82		3.1	21,563.95	14:20:29	962906	26273	Bullish	Bullish	55.66		2.54	48,061.80
14:21:28	643720	0	Bullish	Bullish	17.82		3.1	21,564.35	14:21:28	962906	0	Bullish	Bullish	34.58		2.54	48,049.65
14:22:29	646092	2372	Bullish	Bullish	17.35		3.11	21,562.70	14:22:29	962906	0	Bullish	Bullish	25.28		2.54	48,042.50
14:23:28	643063	-3029	Bullish	Bullish	11.32		3.08	21,562.70	14:23:28	971753	8847	Bullish	Bullish	6.01		2.55	48,042.50
14:24:28	643063	0	Bullish	Bearish	6.99		3.08	21,555.60	14:24:28	971753	0	Bullish	Bearish	6.21		2.55	48,024.70
14:25:28	649106	6043	Bullish	Bearish	5.83		3.14	21,554.20	14:25:28	974151	2398	Bullish	Bearish	4.46		2.56	47,984.65
14:26:28	655475	6369	Bullish	Bullish	13.25		3.16	21,557.75	14:26:28	997210	23059	Bullish	Bearish	25.98		2.6	48,007.40
14:27:28	655475	0	Bullish	Bearish	8.32		3.16	21,553.30	14:27:28	997210	0	Bullish	Bearish	7.87		2.6	47,985.90
14:28:28	655475	0	Bullish	Bearish	9.30		3.16	21,553.45	14:28:28	1014094	16884	Bullish	Bearish	8.10		2.63	47,981.90
14:29:29	667599	12124	Bullish	Bullish	11.46		3.18	21,560.20	14:29:29	1025927	11833	Bullish	Bearish	15.69		2.63	48,008.45
14:30:31	667599	0	Bullish	Bullish	11.46		3.18	21,558.80	14:30:31	1025927	0	Bullish	Bullish	10.73		2.63	48,025.90
14:31:28	665724	-1875	Bullish	Bullish	11.46		3.17	21,563.20	14:31:28	1025927	0	Bullish	Bullish	10.73		2.63	48,030.85
14:32:29	668732	3008	Bullish	Bearish	18.06		3.2	21,561.80	14:32:29	992561	-33366	Bullish	Bearish	20.92		2.57	48,027.30
14:33:28	668732	0	Bullish	Bearish	11.03		3.2	21,559.25	14:33:28	992561	0	Bullish	Bearish	0.71		2.57	48,020.95
14:34:29	673415	4683	Bullish	Bearish	1.51		3.25	21,555.35	14:34:29	992561	0	Bullish	Bearish	-48.58	Buy 48300 PE	2.57	47,991.25
14:35:30	667706	-5709	Bullish	Bearish	9.55		3.23	21,555.35	14:35:30	1013120	20559	Bullish	Bearish	-13.81		2.66	47,991.25
14:36:28	667706	0	Bullish	Bullish	12.38		3.23	21,563.10	14:36:28	1013031	-89	Bullish	Bearish	3.01		2.66	48,036.60
14:37:28	667706	0	Bullish	Bullish	13.40		3.23	21,565.70	14:37:28	1018810	5779	Bullish	Bullish	11.70		2.69	48,048.10
14:38:28	673898	6192	Bullish	Bullish	30.18		3.21	21,574.60	14:38:28	1012444	-6366	Bullish	Bullish	58.26	Buy 47800 CE	2.68	48,086.65

Nifty ATM		Current Expiry	Exp High : 21,672.70	-3.05	Breakout	Resistanc	22000	BN ATM	Wednesday		Exp High : 48,207.90	-139.75	Breakout	Resistanc	49000		
21650		2023-12-28	Exp Low : 21,322.60	173.20	Not Break	Support	21500	48300			Exp Low : 47,429.10	377.60	Not Break	Support	48000		
Time	NET Oi	+▲-▼	Net Oi Signal	Price Action Signal	VWAP Diff	Strike	Nifty PCR	Nifty LTP	Time	NET Oi	+▲-▼	Net Oi Signal	Price Action Signal	VWAP Diff	Strike	BN PCR	BN LTP
14:39:28	673898	0	Bullish	Bullish	28.73		3.21	21,574.10	14:39:28	1012444	0	Bullish	Bullish	42.02		2.68	48,075.20
14:40:28	673898	0	Bullish	Bullish	33.69		3.21	21,574.20	14:40:28	1012444	0	Bullish	Bullish	43.61		2.68	48,064.40
14:41:28	701109	27211	Bullish	Bullish	40.32		3.64	21,579.35	14:41:28	1019122	6678	Bullish	Bullish	55.56		2.74	48,078.80
14:42:29	701109	0	Bullish	Bullish	42.49		3.64	21,577.30	14:42:29	1019122	0	Bullish	Bullish	54.86		2.74	48,073.40
14:43:29	701109	0	Bullish	Bullish	38.74		3.64	21,577.65	14:43:29	1019122	0	Bullish	Bullish	57.16		2.74	48,083.70
14:44:28	761705	60596	Bullish	Bullish	44.50		4.55	21,586.30	14:44:28	1067822	48700	Bullish	Bullish	88.89		2.98	48,117.45
14:45:28	761705	0	Bullish	Bullish	44.14		4.55	21,582.55	14:45:28	1067822	0	Bullish	Bullish	130.19		2.98	48,113.60
14:46:30	761705	0	Bullish	Bullish	50.23		4.55	21,586.10	14:46:30	1067822	0	Bullish	Bullish	148.98		2.98	48,127.40
14:47:32	799941	38236	Bullish	Bullish	43.06		5.31	21,589.40	14:47:32	1257755	189933	Bullish	Bullish	149.36		4.36	48,142.40
14:48:28	799941	0	Bullish	Bullish	48.84		5.31	21,589.05	14:48:28	1257755	0	Bullish	Bullish	140.08		4.36	48,129.60
14:49:29	801871	1930	Bullish	Bullish	51.00		5.37	21,589.80	14:49:29	1295259	37504	Bullish	Bullish	141.43		4.46	48,126.55
14:50:30	814111	12240	Bullish	Bullish	50.25		5.43	21,596.25	14:50:30	1299167	3908	Bullish	Bullish	153.37		4.5	48,155.10
14:51:30	814111	0	Bullish	Bullish	54.51		5.43	21,593.00	14:51:30	1299167	0	Bullish	Bullish	153.37		4.5	48,151.50
14:52:28	814111	0	Bullish	Bullish	43.73		5.43	21,589.80	14:52:28	1333151	33984	Bullish	Bullish	166.49		4.96	48,153.65
14:53:29	823595	9484	Bullish	Bullish	35.55		5.99	21,585.65	14:53:29	1312068	-21083	Bullish	Bullish	127.53		4.9	48,140.00
14:54:28	823595	0	Bullish	Bullish	38.09		5.99	21,583.45	14:54:28	1312068	0	Bullish	Bullish	138.13		4.9	48,141.75
14:55:29	823595	0	Bullish	Bullish	42.89		5.99	21,586.50	14:55:29	1336669	24601	Bullish	Bullish	145.85		5.28	48,148.50
14:56:28	827509	3914	Bullish	Bullish	50.16		6.11	21,591.40	14:56:28	1339765	3096	Bullish	Bullish	151.21		5.29	48,159.30
14:57:29	827509	0	Bullish	Bullish	43.59		6.11	21,586.90	14:57:29	1339765	0	Bullish	Bullish	135.44		5.29	48,139.70
14:58:28	827509	0	Bullish	Bullish	37.63		6.11	21,584.45	14:58:28	1335323	-4442	Bullish	Bullish	107.96		5.47	48,139.25
14:59:28	834408	6899	Bullish	Bearish	37.67		6.33	21,582.25	14:59:28	1335309	-14	Bullish	Bullish	112.90		5.47	48,132.30
15:00:28	834408	0	Bullish	Bearish	33.75		6.33	21,579.60	15:00:28	1335309	0	Bullish	Bearish	105.16		5.47	48,123.00
15:01:28	830092	-4316	Bullish	Bearish	33.75		6.21	21,585.30	15:01:28	1335309	0	Bullish	Bullish	105.16		5.47	48,141.30
15:02:30	830092	0	Bullish	Bullish	62.09		6.21	21,610.80	15:02:30	1321525	-13784	Bullish	Bullish	175.82		5.39	48,184.30
15:03:28	830092	0	Bullish	Bullish	82.90		6.21	21,622.40	15:03:28	1321525	0	Bullish	Bullish	210.21		5.39	48,204.65
15:04:29	830092	0	Bullish	Bullish	93.62		6.21	21,634.50	15:04:29	1321525	0	Bullish	Bullish	246.09		5.39	48,245.25
15:05:29	947547	117455	Bullish	Bullish	94.64		16.96	21,639.65	15:05:29	1416411	94886	Bullish	Bullish	260.13		11.51	48,257.85
15:06:29	947547	0	Bullish	Bullish	89.23		16.96	21,643.75	15:06:29	1416411	0	Bullish	Bullish	252.73		11.51	48,268.80
15:07:28	947547	0	Bullish	Bullish	97.27		16.96	21,644.95	15:07:28	1416411	0	Bullish	Bullish	257.42		11.51	48,278.75
15:08:27	986090	38543	Bullish	Bullish	108.88		30.26	21,657.95	15:08:27	1503544	87133	Bullish	Bullish	299.77		21.49	48,313.20
15:09:29	986090	0	Bullish	Bullish	117.26		30.26	21,664.40	15:09:29	1503544	0	Bullish	Bullish	303.99		21.49	48,325.85
15:10:28	1049517	63427	Bullish	Bullish	104.33		100	21,661.90	15:10:28	1503544	0	Bullish	Bullish	271.51		21.49	48,305.10
15:11:30	1031480	-18037	Bullish	Bullish	106.54		100	21,663.90	15:11:30	1594601	91057	Bullish	Bullish	285.01		100	48,325.35
15:12:28	1031480	0	Bullish	Bullish	109.23		100	21,660.85	15:12:28	1594601	0	Bullish	Bullish	278.41		100	48,297.45
15:13:29	1033908	2428	Bullish	Bullish	107.89		100	21,667.35	15:13:29	1594601	0	Bullish	Bullish	265.14		100	48,314.00
15:14:28	1037095	3187	Bullish	Bullish	116.39		100	21,670.45	15:14:28	1611197	16596	Bullish	Bullish	315.49		100	48,331.60

Nifty ATM	Nifty Spot	Nifty Pre C	Nifty Open	Nifty High	Nifty Low	India VIX	Current Expiry	Exp High	21,672.70	-3.05	Breakout	Resistanc	22000	BN ATM	BN Spot	BN Pre CL	BN Open	BN High	BN Low	India VIX	Wednesday	Exp High	48,207.90	-139.75	Breakout	Resistanc	49000		
21650	21,654.75	21441.35	21,497.65	21,675.75	21,495.80	15.56	2023-12-28	Exp Low	21,322.60	173.20	Not Break	Support	21500	48300	48,282.20	47,724.85	47,818.50	48,347.65	47,806.70	15.56		Exp Low	47,429.10	377.60	Not Break	Support	48000		
Time	Call COI (Bearish ▼)	Call COI (+▲▼)	Short Covering	Put COI (Bullish ▲)	Put COI (+▲▼)	Long UW	NET Oi	+▲▼	Net Oi Signal	Price Action Signal	VWAP Diff	Strike	Nifty PCR	Nifty LTP	Time	Call COI (Bearish ▼)	Call COI (+▲▼)	Short Covering	Put COI (Bullish ▲)	Put COI (+▲▼)	Long Unwinding	NET Oi	+▲▼	Net Oi Signal	Price Action Signal	VWAP Diff	Strike	BN PCR	BN LTP
09:15:26	171626	0		344463	0		172837	0	Bullish	Wait	26.15		2.01	21,497.65	09:15:26	248793	0		562427	0		313634	0	Bullish	Wait	121.82		2.26	47,818.50
09:16:32	45944	-125682	Short C	344463	0		298519	125682	Bullish	Wait	5.28		7.5	21,516.90	09:16:32	56812	-191981	Short C	214799	-347628	Long UW	157987	-155647	Bullish	Wait	121.82		3.78	47,851.80
09:17:28	36428	-9516	Short C	294346	-50117	Long UW	257918	-40601	Bullish	Wait	3.96		8.08	21,529.00	09:17:28	56812	0		251220	36421		194408	36421	Bullish	Wait	15.90		4.42	47,833.50
09:18:29	36428	0		294346	0		257918	0	Bullish	Wait	1.88		8.08	21,521.80	09:18:29	56812	0		251220	0		194408	0	Bullish	Wait	-6.22		4.42	47,855.00
09:19:28	73285	36857		372943	78597		299658	41740	Bullish	Wait	-0.99		5.09	21,512.45	09:19:28	264954	208142		350092	98872		85138	-109270	Bullish	Wait	-7.03		1.32	47,837.75
09:20:29	106497	33212		372943	0		266446	-33212	Bullish	Wait	4.18		3.5	21,520.70	09:20:29	264954	0		457022	106930		192068	106930	Bullish	Wait	-4.21		1.72	47,830.05
09:21:29	106497	0		372943	0		266446	0	Bullish	Wait	8.22		3.5	21,523.45	09:21:29	264954	0		457022	0		192068	0	Bullish	Wait	-17.70	Buy 48100 PE	1.72	47,834.25
09:22:28	131094	24597		445944	73001		314850	48404	Bullish	Wait	11.37	Buy 21300 CE	3.4	21,525.55	09:22:28	369375	104421		544627	87605		175252	-16816	Bullish	Wait	-1.72		1.47	47,834.25
09:23:30	148284	17190		445944	0		297660	-17190	Bullish	Wait	4.62		3.01	21,514.10	09:23:30	389092	19717		579070	34443		189978	14726	Bullish	Wait	-15.40		1.49	47,811.90
09:24:29	148284	0		445944	0		297660	0	Bullish	Wait	2.51		3.01	21,522.00	09:24:29	389092	0		579070	0		189978	0	Bullish	Wait	-25.06		1.49	47,822.05
09:25:28	185576	37292		490570	44626		304994	7334	Bullish	Wait	6.22		2.64	21,518.60	09:25:28	469246	80154		669384	90314		200138	10160	Bullish	Wait	-24.71		1.43	47,809.60
09:26:28	185576	0		496481	5911		310905	5911	Bullish	Wait	6.10		2.68	21,523.90	09:26:28	482144	12898		669384	0		187240	-12898	Bullish	Wait	-7.09		1.39	47,840.15
09:27:28	185576	0		496481	0		310905	0	Bullish	Wait	5.79		2.68	21,526.85	09:27:28	482144	0		669384	0		187240	0	Bullish	Wait	-11.77		1.39	47,855.25
09:28:29	216057	30481		525016	28535		308959	-1946	Bullish	Bullish	5.70		2.43	21,522.85	09:28:29	530734	48590		747415	78031		216681	29441	Bullish	Bullish	15.41		1.41	47,848.25
09:29:28	216057	0		526565	1549		310508	1549	Bullish	Bullish	6.50		2.44	21,527.60	09:29:28	530734	0		769269	21854		238535	21854	Bullish	Bullish	-0.74		1.45	47,854.50
09:30:28	216057	0		526565	0		310508	0	Bullish	Bearish	9.54		2.44	21,528.70	09:30:28	530734	0		769269	0		238535	0	Bullish	Bullish	14.94		1.45	47,854.15
09:31:29	227160	11103		560119	33554		332959	22451	Bullish	Bullish	17.29		2.47	21,532.20	09:31:29	584437	53703		839456	70187		255019	16484	Bullish	Bullish	14.94		1.44	47,859.35
09:32:29	227160	0		560119	0		332959	0	Bullish	Bullish	16.12		2.47	21,544.35	09:32:29	584437	0		839456	0		255019	0	Bullish	Bullish	8.27		1.44	47,876.70
09:33:28	227160	0		560119	0		332959	0	Bullish	Bullish	16.12		2.47	21,539.10	09:33:28	584437	0		839456	0		255019	0	Bullish	Bullish	22.16	Buy 47600 CE	1.44	47,870.20
09:34:29	224043	-3117	Short C	602369	42250		378326	45367	Bullish	Bullish	12.14		2.69	21,533.55	09:34:29	576752	-7685	Short C	889732	50276		312980	57961	Bullish	Bullish	14.48		1.54	47,842.40
09:35:28	234447	10404		618519	16150		384072	5746	Bullish	Bullish	9.72		2.64	21,531.15	09:35:28	575752	-1000		917719	27987		341967	28987	Bullish	Bullish	-4.94		1.59	47,845.00
09:36:28	234447	0		618519	0		384072	0	Bullish	Bullish	7.64		2.64	21,521.40	09:36:28	575752	0		917719	0		341967	0	Bullish	Bullish	-4.07		1.59	47,841.20
09:37:29	235289	842		635035	16516		399746	15674	Bullish	Bearish	3.35		2.7	21,520.45	09:37:29	647301	71549		930576	12857		283275	-58692	Bullish	Bullish	-16.76	Buy 48100 PE	1.44	47,837.85
09:38:29	237807	2518		640287	5252		402480	2734	Bullish	Bullish	8.48		2.69	21,521.35	09:38:29	647301	0		934604	4028		287303	4028	Bullish	Bullish	12.06		1.44	47,862.45
09:39:28	237807	0		640287	0		402480	0	Bullish	Bearish	10.06		2.69	21,523.30	09:39:28	647301	0		934604	0		287303	0	Bullish	Bullish	11.61		1.44	47,865.65
09:40:28	247651	9844		668117	27830		420466	17986	Bullish	Bullish	15.25		2.7	21,534.40	09:40:28	677098	29797		947487	12883		270389	-16914	Bullish	Bullish	16.21	Buy 47600 CE	1.4	47,876.95
09:41:28	247651	0		670974	2857		423323	2857	Bullish	Bullish	21.65		2.71	21,538.10	09:41:28	677098	0		962570	15083		285472	15083	Bullish	Bullish	16.21		1.42	47,888.95
09:42:28	247651	0		670974	0		423323	0	Bullish	Bullish	21.13		2.71	21,535.90	09:42:28	677098	0		962570	0		285472	0	Bullish	Bullish	28.99		1.42	47,888.10
09:43:28	239377	-8274	Short C	704896	33922		465519	42196	Bullish	Bullish	21.51		2.94	21,538.95	09:43:28	699062	21964		1014667	52097		315605	30133	Bullish	Bullish	70.61		1.45	47,922.20
09:44:28	239377	0		704896	0		465519	0	Bullish	Bullish	22.19		2.94	21,549.80	09:44:28	699062	0		1014667	0		315605	0	Bullish	Bullish	62.73		1.45	47,911.65
09:45:28	239377	0		704896	0		465519	0	Bullish	Bullish	27.30		2.94	21,549.25	09:45:28	699062	0		1014667	0		315605	0	Bullish	Bullish	75.74		1.45	47,942.60
09:46:30	215189	-24188	Short C	737566	32670		522377	56858	Bullish	Bullish	30.97		3.43	21,556.50	09:46:30	503211	-195851	Short C	1084514	69847		581303	265698	Bullish	Bullish	91.35		2.16	47,949.20
09:47:28	215189	0		737566	0		522377	0	Bullish	Bullish	24.56		3.43	21,552.05	09:47:28	503211	0		1084514	0		581303	0	Bullish	Bullish	67.12		2.16	47,946.10
09:48:29	215189	0		737566	0		522377	0	Bullish	Bullish	23.90		3.43	21,550.25	09:48:29	503211	0		1084514	0		581303	0	Bullish	Bullish	50.54		2.16	47,936.45
09:49:29	215189	0		737566	0		522377	0	Bullish	Bullish	28.32		3.43	21,555.25	09:49:29	536589	33378		1173356	88842		636767	55464	Bullish	Bullish	56.15		2.19	47,965.35
09:50:28	212075	-3114	Short C	772457	34891		560382	38005	Bullish	Bullish	32.30		3.64	21,556.60	09:50:28	536589	0		1173356	0		636767	0	Bullish	Bullish	84.83		2.19	47,954.85
09:51:28	212075	0		772457	0		560382	0	Bullish	Bullish	24.51		3.64	21,551.20	09:51:28	536589	0		1173356	0		636767	0	Bullish	Bullish	56.21		2.19	47,939.50
09:52:30	206465	-5610	Short C	784235	11778		577770	17388	Bullish	Bullish	19.65		3.8	21,554.25	09:52:30	520479	-16110	Short C	1213844	40488		693365	56598	Bullish	Bullish	43.38		2.33	47,940.20
09:53:28	206465	0		784235	0		577770	0	Bullish	Bullish	27.93		3.8	21,558.25	09:53:28	520479	0		1213844										



Nifty ATM	Nifty Spot	Nifty Pre C	Nifty Open	Nifty High	Nifty Low	India VIX	Current Expiry	Exp High	21,672.70	-3.05	Breakout	Resistanc	22000	BN ATM	BN Spot	BN Pre CL	BN Open	BN High	BN Low	India VIX	Wednesday	Exp High	48,207.90	-139.75	Breakout	Resistanc	49000		
21650	21,654.75	21441.35	21,497.65	21,675.75	21,495.80	15.56	2023-12-28	Exp Low	21,322.60	173.20	Not Break	Support	21500	48300	48,282.20	47,724.85	47,818.50	48,347.65	47,806.70	15.56		Exp Low	47,429.10	377.60	Not Break	Support	48000		
Time	Call COI (Bearish ▼)	Call COI (+▲-▼)	Short Covering	Put COI (Bullish ▲)	Put COI (+▲-▼)	Long UW	NET Oi	+▲-▼	Net Oi Signal	Price Action Signal	VWAP Diff	Strike	Nifty PCR	Nifty LTP	Time	Call COI (Bearish ▼)	Call COI (+▲-▼)	Short Covering	Put COI (Bullish ▲)	Put COI (+▲-▼)	Long Unwinding	NET Oi	+▲-▼	Net Oi Signal	Price Action Signal	VWAP Diff	Strike	BN PCR	BN LTP
10:17:28	251058	0	0	874612	0		623554	0	Bullish	Bullish	14.94	3.48	21,561.00	10:17:28	573848	0	0	1456940	0		883092	0	Bullish	Bullish	55.11	2.54	47,978.15		
10:18:28	251058	0	0	874612	0		623554	0	Bullish	Bullish	16.71	3.48	21,559.50	10:18:28	573848	0	0	1456940	0		883092	0	Bullish	Bullish	53.07	2.54	47,981.80		
10:19:28	258759	7701	0	886050	11438		627291	3737	Bullish	Bullish	18.52	3.42	21,561.15	10:19:28	609116	35268	0	1472986	16046		863870	-19222	Bullish	Bullish	58.79	2.42	47,988.95		
10:20:28	258759	0	0	886050	0		627291	0	Bullish	Bullish	14.60	3.42	21,557.85	10:20:28	609116	0	0	1472986	0		863870	0	Bullish	Bullish	47.98	2.42	47,980.75		
10:21:29	258759	0	0	886050	0		627291	0	Bullish	Bullish	10.57	3.42	21,558.75	10:21:29	609116	0	0	1472986	0		863870	0	Bullish	Bullish	43.74	2.42	47,977.20		
10:22:28	258759	0	0	893889	7839		635130	7839	Bullish	Bullish	16.31	3.45	21,562.70	10:22:28	620291	11175	0	1482861	9875		862570	-1300	Bullish	Bearish	62.25	2.39	47,989.05		
10:23:28	257795	-964	0	893889	0		636094	964	Bullish	Bearish	19.65	3.47	21,560.65	10:23:28	620291	0	0	1482861	0		862570	0	Bullish	Bearish	62.52	2.39	47,992.10		
10:24:28	257795	0	0	893889	0		636094	0	Bullish	Bullish	20.56	3.47	21,562.65	10:24:28	620291	0	0	1482861	0		862570	0	Bullish	Bullish	75.51	2.39	48,000.90		
10:25:28	260569	2774	0	907784	13895		647215	11121	Bullish	Bullish	16.81	3.48	21,561.15	10:25:28	620291	0	0	1508715	25854		888424	25854	Bullish	Bullish	62.65	2.43	47,997.65		
10:26:30	260569	0	0	907784	0		647215	0	Bullish	Bullish	16.81	3.48	21,562.80	10:26:30	626934	6643	0	1508715	0		881781	-6643	Bullish	Bullish	62.65	2.41	47,996.00		
10:27:29	260569	0	0	907784	0		647215	0	Bullish	Bullish	19.14	3.48	21,564.70	10:27:29	626934	0	0	1508715	0		881781	0	Bullish	Bullish	72.95	2.41	48,002.45		
10:28:29	259385	-1184	Short C	926785	19001		667400	20185	Bullish	Bullish	19.96	3.57	21,574.90	10:28:29	620860	-6074	Short C	1535417	26702		914557	32776	Bullish	Bullish	97.45	2.47	48,033.50		
10:29:28	259385	0	0	926785	0		667400	0	Bullish	Bullish	30.02	3.57	21,572.45	10:29:28	620860	0	0	1535417	0		914557	0	Bullish	Bullish	110.04	2.47	48,037.60		
10:30:28	259385	0	0	926785	0		667400	0	Bullish	Bullish	39.62	3.57	21,575.50	10:30:28	620860	0	0	1535417	0		914557	0	Bullish	Bullish	134.74	2.47	48,055.90		
10:31:27	246189	-13196	Short C	926785	0		680596	13196	Bullish	Bullish	39.62	3.76	21,573.85	10:31:27	464523	-156337	Short C	1555415	19998		1090892	176335	Bullish	Bullish	129.35	3.35	48,049.55		
10:32:28	227170	-19019	Short C	937159	10374		709989	29393	Bullish	Bullish	43.24	4.13	21,577.35	10:32:28	464523	0	0	1555415	0		1090892	0	Bullish	Bullish	164.37	3.35	48,067.75		
10:33:28	227170	0	0	937159	0		709989	0	Bullish	Bullish	37.84	4.13	21,576.10	10:33:28	464523	0	0	1555415	0		1090892	0	Bullish	Bullish	136.68	3.35	48,057.05		
10:34:28	210751	-16419	Short C	962812	25653		752061	42072	Bullish	Bullish	33.47	4.57	21,572.00	10:34:28	435797	-28726	Short C	1661759	106344		1225962	135070	Bullish	Bullish	125.55	3.81	48,058.90		
10:35:28	210751	0	0	962812	0		752061	0	Bullish	Bullish	32.88	4.57	21,571.30	10:35:28	435797	0	0	1661759	0		1225962	0	Bullish	Bullish	122.85	3.81	48,062.25		
10:36:28	210751	0	0	962812	0		752061	0	Bullish	Bullish	33.16	4.57	21,570.60	10:36:28	435797	0	0	1661759	0		1225962	0	Bullish	Bullish	134.31	3.81	48,053.05		
10:37:29	218008	7257	0	966952	4140		748944	-3117	Bullish	Bullish	29.00	4.44	21,570.95	10:37:29	473116	37319	0	1661759	0		1188643	-37319	Bullish	Bullish	124.14	3.51	48,058.35		
10:38:27	218008	0	0	966952	0		748944	0	Bullish	Bullish	28.62	4.44	21,569.70	10:38:27	473126	10	0	1697396	35637		1224270	35627	Bullish	Bullish	118.58	3.59	48,048.25		
10:39:28	218008	0	0	966952	0		748944	0	Bullish	Bullish	30.53	4.44	21,574.30	10:39:28	473126	0	0	1697396	0		1224270	0	Bullish	Bullish	125.62	3.59	48,050.95		
10:40:28	225700	7692	0	968892	1940		743192	-5752	Bullish	Bullish	26.68	4.29	21,565.85	10:40:28	497904	24778	0	1712709	15313		1214805	-9465	Bullish	Bullish	110.27	3.44	48,039.90		
10:41:29	225700	0	0	968892	0		743192	0	Bullish	Bearish	19.73	4.29	21,565.10	10:41:29	497904	0	0	1712709	0		1214805	0	Bullish	Bullish	102.69	3.44	48,045.75		
10:42:28	225700	0	0	968892	0		743192	0	Bullish	Bearish	27.64	4.29	21,566.05	10:42:28	497904	0	0	1712709	0		1214805	0	Bullish	Bullish	103.65	3.44	48,041.65		
10:43:28	225700	0	0	965811	-3081	Long UW	740111	-3081	Bullish	Bearish	23.07	4.28	21,566.65	10:43:28	508430	10526	0	1722999	10290		1214569	-236	Bullish	Bearish	112.57	3.39	48,046.05		
10:44:28	237269	11569	0	965811	0		728542	-11569	Bullish	Bearish	20.00	4.07	21,568.35	10:44:28	508433	3	0	1722999	0		1214566	-3	Bullish	Bullish	112.30	3.39	48,053.90		
10:45:28	237269	0	0	965811	0		728542	0	Bullish	Bearish	18.44	4.07	21,559.95	10:45:28	508433	0	0	1722999	0		1214566	0	Bullish	Bearish	103.63	3.39	48,045.65		
10:46:28	239299	2030	0	960916	-4895	Long UW	721617	-6925	Bullish	Bearish	17.12	4.02	21,563.50	10:46:28	508433	0	0	1722999	0		1214566	0	Bullish	Bullish	103.63	3.39	48,062.05		
10:47:29	239299	0	0	960916	0		721617	0	Bullish	Bearish	17.25	4.02	21,562.85	10:47:29	525213	16780	0	1716400	-6599	Long UW	1191187	-23379	Bullish	Bearish	102.66	3.27	48,049.65		
10:48:28	239299	0	0	960916	0		721617	0	Bullish	Bearish	8.56	4.02	21,563.45	10:48:28	525213	0	0	1716400	0		1191187	0	Bullish	Bearish	80.56	3.27	48,034.70		
10:49:28	249288	9989	0	960916	0		711628	-9989	Bullish	Bullish	18.32	3.85	21,575.20	10:49:28	525213	0	0	1716400	0		1191187	0	Bullish	Bullish	108.04	3.27	48,061.20		
10:50:29	249288	0	0	967268	6352		717980	6352	Bullish	Bullish	25.51	3.88	21,581.10	10:50:29	528348	3135	0	1725096	8696		1196748	5561	Bullish	Bullish	127.58	3.27	48,074.85		
10:51:26	249288	0	0	967268	0		717980	0	Bullish	Bullish	27.42	3.88	21,581.50	10:51:26	528348	0	0	1725096	0		1196748	0	Bullish	Bullish	123.10	3.27	48,087.95		
10:52:28	252068	2780	0	976416	9148		724348	6368	Bullish	Bullish	27.44	3.87	21,578.35	10:52:28	525891	-2457	Short C	1740837	15741		1214946	18198	Bullish	Bullish	102.92	3.31	48,065.00		
10:53:28	252068	0	0	976416	0		724348	0	Bullish	Bullish	19.48	3.87	21,580.30	10:53:28	525891	0	0	1740837	0		1214946	0	Bullish	Bullish	83.80	3.31	48,065.35		
10:54:28	252068	0	0	976416	0		724348	0	Bullish	Bullish	21.15	3.87	21,579.25	10:54:28	525891	0	0	1740837	0		1214946	0	Bullish	Bullish	98.16	3.31	48,058.35		
10:55:28	252068	0	0	976416	0		724348	0	Bullish	Bullish	18.18	3.87	21,578.10	10:55:28	544702	18811	0	1738038	-2799	Long UW	1193336	-21610	Bullish	Bullish	87.25	3.19	48,049.10		
10:56:28	263560	11492	0	977718	1302		714158	-10190	Bullish	Bullish	17.27	3.71	21,578.45	10:56:28	544702	0	0	1738038	0		1193336	0	Bullish	Bullish	78.05	3.19	48,050.30		
10:57:28	263560	0	0	977718	0		714158	0	Bullish	Bullish	21.72	3.71	21,581.70	10:57:28	544702	0	0	1738038	0		1193336	0	Bullish	Bullish	82.84	3.19	48,054.30		
10:58:29	268588	5028	0	984387	6669		715799	1641	Bullish	Bullish	19.65	3.67	21,580.15	10:58:29	544702	0	0	1738038	0		1193336	0	Bullish	Bearish	63.49	3.19	48,035.70		
10:59:28	268588	0	0	984387	0		715799	0	Bullish	Bullish	21.57	3.67	21,584.60	10:59:28	547581	2879	0	1721673	-16365	Long UW	1174092	-19244	Bullish	Bullish	89.06	3.14	48,064.10		
11:00:28	268588	0	0	984387	0		715799	0	Bullish	Bullish	21.97	3.67	21,580.95	11:00:28	547581	0	0	1721673	0		1174092	0	Bullish	Bullish	87.12	3.14	48,052.05		
11:01:28	266506	-2082	Short C	992303	7916		725797	9998	Bullish	Bullish																			

Nifty ATM	Nifty Spot	Nifty Pre CL	Nifty Open	Nifty High	Nifty Low	India VIX	Current Expiry	Exp High	21,672.70	-3.05	Breakout	Resistanc	22000	BN ATM	BN Spot	BN Pre CL	BN Open	BN High	BN Low	India VIX	Wednesday	Exp High	48,207.90	-139.75	Breakout	Resistanc	49000		
21650	21,654.75	21441.35	21,497.65	21,675.75	21,495.80	15.56	2023-12-28	Exp Low	21,322.60	173.20	Not Break	Support	21500	48300	48,282.20	47,724.85	47,818.50	48,347.65	47,806.70	15.56		Exp Low	47,429.10	377.60	Not Break	Support	48000		
Time	Call COI (Bearish ▼)	Call COI (+▲▼)	Short Covering	Put COI (Bullish ▲)	Put COI (+▲▼)	Long UW	NET Oi	+▲▼	Net Oi Signal	Price Action Signal	VWAP Diff	Strike	Nifty PCR	Nifty LTP	Time	Call COI (Bearish ▼)	Call COI (+▲▼)	Short Covering	Put COI (Bullish ▲)	Put COI (+▲▼)	Long Unwinding	NET Oi	+▲▼	Net Oi Signal	Price Action Signal	VWAP Diff	Strike	BN PCR	BN LTP
11:19:28	255351	-415		1035691	975		780340	1390	Bullish	Bullish	24.17		4.06	21,581.05	11:19:28	645674	0		1761959	813		1116285	813	Bullish	Bullish	96.62		2.73	48,082.35
11:20:28	255351	0		1035691	0		780340	0	Bullish	Bullish	28.12		4.06	21,578.70	11:20:28	638765	-6909	Short C	1761959	0		1123194	6909	Bullish	Bullish	96.99		2.76	48,071.85
11:21:26	255351	0		1035691	0		780340	0	Bullish	Bearish	21.11		4.06	21,576.70	11:21:26	638765	0		1761959	0		1123194	0	Bullish	Bullish	79.66		2.76	48,070.10
11:22:28	261938	6587		1033635	-2056	Long UW	771697	-8643	Bullish	Bullish	23.23		3.95	21,582.25	11:22:28	647242	8477		1761959	0		1114717	-8477	Bullish	Bullish	86.62		2.72	48,091.25
11:23:28	261938	0		1033635	0		771697	0	Bullish	Bearish	19.24		3.95	21,573.40	11:23:28	647242	0		1775066	13107		1127824	13107	Bullish	Bullish	91.15		2.74	48,074.60
11:24:28	261938	0		1033635	0		771697	0	Bullish	Bullish	18.18		3.95	21,575.20	11:24:28	647242	0		1775066	0		1127824	0	Bullish	Bullish	93.27		2.74	48,085.50
11:25:28	265338	3400		1033635	0		768297	-3400	Bullish	Bearish	14.60		3.9	21,570.85	11:25:28	647242	0		1775066	0		1127824	0	Bullish	Bullish	85.53		2.74	48,076.50
11:26:30	265338	0		1024119	-9516	Long UW	758781	-9516	Bullish	Bearish	16.12		3.86	21,575.25	11:26:30	666166	18924		1789254	14188		1123088	-4736	Bullish	Bullish	77.17		2.69	48,067.95
11:27:28	265338	0		1024119	0		758781	0	Bullish	Bullish	16.30		3.86	21,580.00	11:27:28	666166	0		1789254	0		1123088	0	Bullish	Bullish	81.51		2.69	48,081.50
11:28:29	270298	4960		1024119	0		753821	-4960	Bullish	Bullish	19.21		3.79	21,580.70	11:28:29	662449	-3717	Short C	1795923	6669		1133474	10386	Bullish	Bullish	89.97		2.71	48,081.10
11:29:28	270298	0		1018859	-5260	Long UW	748561	-5260	Bullish	Bullish	16.98		3.77	21,580.80	11:29:28	662449	0		1795923	0		1133474	0	Bullish	Bullish	84.68		2.71	48,082.70
11:30:28	270298	0		1018859	0		748561	0	Bullish	Bullish	20.92		3.77	21,588.25	11:30:28	662449	0		1795923	0		1133474	0	Bullish	Bullish	91.27		2.71	48,080.20
11:31:28	277257	6959		1018453	-406		741196	-7365	Bullish	Bullish	22.07		3.67	21,587.35	11:31:28	664482	2033		1808016	12093		1143534	10060	Bullish	Bullish	103.13		2.72	48,081.30
11:32:28	277257	0		1018453	0		741196	0	Bullish	Bullish	21.23		3.67	21,585.20	11:32:28	664482	0		1808016	0		1143534	0	Bullish	Bullish	86.77		2.72	48,085.80
11:33:29	277257	0		1018453	0		741196	0	Bullish	Bullish	21.12		3.67	21,589.40	11:33:29	664482	0		1808016	0		1143534	0	Bullish	Bullish	98.55		2.72	48,109.40
11:34:30	278245	988		1021713	3260		743468	2272	Bullish	Bullish	21.85		3.67	21,589.30	11:34:30	610086	-54396	Short C	1788393	-19623	Long UW	1178307	34773	Bullish	Bullish	117.06		2.93	48,100.90
11:35:28	278245	0		1021713	0		743468	0	Bullish	Bullish	22.66		3.67	21,589.75	11:35:28	610001	-85		1788393	0		1178392	85	Bullish	Bullish	114.00		2.93	48,097.20
11:36:29	278245	0		1021713	0		743468	0	Bullish	Bullish	28.14		3.67	21,590.50	11:36:29	610001	0		1788393	0		1178392	0	Bullish	Bullish	116.43		2.93	48,094.35
11:37:28	268186	-10059	Short C	1030078	8365		761892	18424	Bullish	Bullish	23.55		3.84	21,588.45	11:37:28	610001	0		1815291	26898		1205290	26898	Bullish	Bullish	113.42		2.98	48,094.40
11:38:28	268186	0		1030078	0		761892	0	Bullish	Bullish	21.35		3.84	21,588.35	11:38:28	607227	-2774	Short C	1815291	0		1208064	2774	Bullish	Bearish	89.60		2.99	48,074.40
11:39:28	268186	0		1030078	0		761892	0	Bullish	Bullish	25.19		3.84	21,591.30	11:39:28	607227	0		1815291	0		1208064	0	Bullish	Bullish	94.72		2.99	48,082.40
11:40:28	260304	-7882	Short C	1030078	0		769774	7882	Bullish	Bullish	30.02		3.96	21,591.85	11:40:28	599719	-7508	Short C	1815291	0		1215572	7508	Bullish	Bullish	103.01		3.03	48,093.10
11:41:27	260304	0		1048357	18279		78053	18279	Bullish	Bullish	30.02		4.03	21,589.70	11:41:27	599719	0		1827985	12694		1228266	12694	Bullish	Bullish	110.85		3.05	48,090.90
11:42:28	260304	0		1048357	0		78053	0	Bullish	Bullish	27.91		4.03	21,593.00	11:42:28	599719	0		1827985	0		1228266	0	Bullish	Bullish	102.99		3.05	48,087.80
11:43:28	253779	-6525	Short C	1062097	13740		808318	20265	Bullish	Bullish	32.68		4.19	21,591.40	11:43:28	599648	-71		1827985	0		1228337	71	Bullish	Bullish	108.42		3.05	48,098.15
11:44:29	253779	0		1062097	0		808318	0	Bullish	Bearish	25.35		4.19	21,585.35	11:44:29	599738	90		1847923	19938		1248185	19848	Bullish	Bullish	94.26		3.08	48,086.95
11:45:29	253779	0		1062097	0		808318	0	Bullish	Bullish	24.50		4.19	21,586.35	11:45:29	599738	0		1847923	0		1248185	0	Bullish	Bearish	87.31		3.08	48,081.25
11:46:29	253779	0		1057155	-4942	Long UW	803376	-4942	Bullish	Bearish	20.56		4.17	21,581.40	11:46:29	599738	0		1831622	-16301	Long UW	1231884	-16301	Bullish	Bearish	76.53		3.05	48,065.55
11:47:28	254789	1010		1057155	0		802366	-1010	Bullish	Bearish	18.26		4.15	21,579.20	11:47:28	606883	7145		1831622	0		1224739	-7145	Bullish	Bearish	67.95		3.02	48,066.00
11:48:30	254789	0		1057155	0		802366	0	Bullish	Bearish	21.37		4.15	21,582.75	11:48:30	606883	0		1831622	0		1224739	0	Bullish	Bearish	82.58		3.02	48,071.75
11:49:29	254789	0		1061257	4102		806468	4102	Bullish	Bearish	21.37		4.17	21,581.00	11:49:29	627549	20666		1838798	7176		1211249	-13490	Bullish	Bearish	82.58		2.93	48,072.50
11:50:28	255882	1093		1061257	0		805375	-1093	Bullish	Bearish	17.40		4.15	21,579.20	11:50:28	627545	-4		1844640	5842		1217095	5846	Bullish	Bearish	70.77		2.94	48,052.70
11:51:26	255882	0		1061257	0		805375	0	Bullish	Bearish	17.40		4.15	21,578.55	11:51:26	627545	0		1844640	0		1217095	0	Bullish	Bearish	65.27		2.94	48,056.05
11:52:28	257534	1652		1058965	-2292	Long UW	801431	-3944	Bullish	Bearish	17.66		4.11	21,580.95	11:52:28	609588	-17957	Short C	1844640	0		1235052	17957	Bullish	Bearish	65.75		3.03	48,050.70
11:53:30	257534	0		1058965	0		801431	0	Bullish	Bearish	21.08		4.11	21,583.15	11:53:30	609561	-27		1858951	14311		1249390	14338	Bullish	Bearish	70.53		3.05	48,058.15
11:54:28	257534	0		1058965	0		801431	0	Bullish	Bearish	20.94		4.11	21,583.75	11:54:28	609561	0		1858951	0		1249390	0	Bullish	Bearish	89.58		3.05	48,077.00
11:55:28	257534	0		1058965	0		801431	0	Bullish	Bearish	24.56		4.11	21,583.80	11:55:28	609561	0		1874008	15057		1264447	15057	Bullish	Bearish	100.29		3.07	48,076.45
11:56:29	256478	-1056	Short C	1061973	3008		805495	4064	Bullish	Bearish	20.22		4.14	21,584.40	11:56:29	593068	-16493	Short C	1874008	0		1280940	16493	Bullish	Bearish	103.19		3.16	48,078.50
11:57:30	256478	0		1061973	0		805495	0	Bullish	Bearish	18.86		4.14	21,581.20	11:57:30	593068	0	</											


Nifty ATM	Nifty Spot	Nifty Pre CL	Nifty Open	Nifty High	Nifty Low	India VIX	Current Expiry	Exp High	21,672.70	-3.05	Breakout	Resistanc	22000	BN ATM	BN Spot	BN Pre CL	BN Open	BN High	BN Low	India VIX	Wednesday	Exp High	48,207.90	-139.75	Breakout	Resistanc	49000		
21650	21,654.75	21441.35	21,497.65	21,675.75	21,495.80	15.56	2023-12-28	Exp Low	21,322.60	173.20	Not Break	Support	21500	48300	48,282.20	47,724.85	47,818.50	48,347.65	47,806.70	15.56		Exp Low	47,429.10	377.60	Not Break	Support	48000		
Time	Call COI (Bearish ▼)	Call COI (+▲-▼)	Short Covering	Put COI (Bullish ▲)	Put COI (+▲-▼)	Long UW	NET Oi	+▲-▼	Net Oi Signal	Price Action Signal	VWAP Diff	Strike	Nifty PCR	Nifty LTP	Time	Call COI (Bearish ▼)	Call COI (+▲-▼)	Short Covering	Put COI (Bullish ▲)	Put COI (+▲-▼)	Long Unwinding	NET Oi	+▲-▼	Net Oi Signal	Price Action Signal	VWAP Diff	Strike	BN PCR	BN LTP
12:21:28	189143	0	0	1068626	0		879483	0	Bullish	Bearish	11.15		5.65	21,571.05	12:21:28	271050	0	0	2039827	0		1768777	0	Bullish	Bearish	160.14		7.53	48,166.25
12:22:28	189143	0	0	1068626	0		879483	0	Bullish	Bearish	9.71		5.65	21,568.90	12:22:28	271050	0	0	2037186	-2641	Long UW	1766136	-2641	Bullish	Bearish	146.21		7.52	48,138.65
12:23:28	202444	13301	0	1057776	-10850	Long UW	855332	-24151	Bullish	Bearish	10.17		5.23	21,567.45	12:23:28	294181	23131	0	2037186	0		1743005	-23131	Bullish	Bearish	151.20		6.92	48,149.45
12:24:28	202444	0	0	1057776	0		855332	0	Bullish	Bearish	0.68		5.23	21,554.65	12:24:28	294181	0	0	2037186	0		1743005	0	Bullish	Bearish	127.03		6.92	48,138.25
12:25:28	210488	8044	0	991082	-66694	Long UW	780594	-74738	Bullish	Bearish	-22.20	Buy 21700 PE	4.71	21,547.85	12:25:28	294181	0	0	1930752	-106434	Long UW	1636571	-106434	Bullish	Bearish	52.27		6.56	48,079.50
12:26:28	210488	0	0	991082	0		780594	0	Bullish	Bearish	-22.22		4.71	21,547.40	12:26:28	305872	11691	0	1930752	0		1624880	-11691	Bullish	Bearish	22.74		6.31	48,057.85
12:27:28	210488	0	0	991082	0		780594	0	Bullish	Bearish	-8.73		4.71	21,546.95	12:27:28	305872	0	0	1930752	0		1624880	0	Bullish	Bearish	42.38		6.31	48,076.65
12:28:28	236106	25618	0	953709	-37373	Long UW	717603	-62991	Bullish	Bearish	-16.55		4.04	21,550.30	12:28:28	305872	0	0	1930752	0		1624880	0	Bullish	Bearish	25.85		6.31	48,069.85
12:29:28	236106	0	0	953709	0		717603	0	Bullish	Bearish	-13.40		4.04	21,552.30	12:29:28	331151	25279	0	1866666	-64086	Long UW	1535515	-89365	Bullish	Bearish	25.25		5.64	48,079.85
12:30:28	236106	0	0	953709	0		717603	0	Bullish	Bearish	-9.49		4.04	21,545.30	12:30:28	331151	0	0	1866666	0		1535515	0	Bullish	Bearish	29.72		5.64	48,051.55
12:31:49	249537	13431	0	949474	-4235	Long UW	699937	-17666	Bullish	Bearish	-21.40		3.8	21,526.40	12:31:49	369449	38298	0	1880752	14086		1511303	-24212	Bullish	Bearish	-21.87	Buy 48300 PE	5.09	48,020.15
12:32:28	249537	0	0	949474	0		699937	0	Bullish	Bearish	-21.40		3.8	21,526.40	12:32:28	369449	0	0	1880752	0		1511303	0	Bullish	Bearish	-21.87		5.09	48,020.15
12:33:29	249537	0	0	949474	0		699937	0	Bullish	Bearish	-35.28		3.8	21,526.80	12:33:29	369449	0	0	1880752	0		1511303	0	Bullish	Bearish	-61.63		5.09	47,997.00
12:34:28	249537	0	0	880313	-69161	Long UW	630776	-69161	Bullish	Bearish	-31.69		3.53	21,530.15	12:34:28	369449	0	0	1787103	-93649	Long UW	1417654	-93649	Bullish	Bearish	-27.18		4.84	48,014.85
12:35:28	256897	7360	0	880313	0		623416	-7360	Bullish	Bearish	-31.69		3.43	21,531.55	12:35:28	408221	38772	0	1787103	0		1378882	-38772	Bullish	Bearish	-25.52		4.38	48,019.25
12:36:28	256897	0	0	880313	0		623416	0	Bullish	Bearish	-25.27		3.43	21,547.45	12:36:28	408221	0	0	1787103	0		1378882	0	Bullish	Bearish	-5.14		4.38	48,056.00
12:37:28	270058	13161	0	880313	0		610255	-13161	Bullish	Bearish	-18.14		3.26	21,547.05	12:37:28	413839	5618	0	1787103	0		1373264	-5618	Bullish	Bearish	0.76		4.32	48,053.05
12:38:28	270058	0	0	870905	-9408	Long UW	600847	-9408	Bullish	Bearish	-16.05		3.22	21,547.30	12:38:28	413839	0	0	1769599	-17504	Long UW	1355760	-17504	Bullish	Bearish	9.18		4.28	48,051.60
12:39:28	270058	0	0	870905	0		600847	0	Bullish	Bullish	-8.81		3.22	21,556.60	12:39:28	413839	0	0	1769599	0		1355760	0	Bullish	Bullish	14.13		4.28	48,068.00
12:40:29	264030	-6028	Short C	870905	0		606875	6028	Bullish	Bullish	-0.37		3.3	21,557.10	12:40:29	394584	-19255	Short C	1769599	0		1375015	19255	Bullish	Bearish	39.17	Buy 47800 CE	4.48	48,066.70
12:41:28	264030	0	0	863272	-7633	Long UW	599242	-7633	Bullish	Bullish	-8.31		3.27	21,554.25	12:41:28	394575	-9	0	1801780	32181		1407205	32190	Bullish	Bearish	13.21		4.57	48,056.50
12:42:28	264030	0	0	863272	0		599242	0	Bullish	Bullish	-8.88		3.27	21,555.85	12:42:28	394575	0	0	1801780	0		1407205	0	Bullish	Bearish	18.83		4.57	48,054.90
12:43:29	264030	0	0	861179	-2093	Long UW	597149	-2093	Bullish	Bullish	-8.99		3.26	21,559.00	12:43:29	394575	0	0	1814025	12245		1419450	12245	Bullish	Bearish	-5.24		4.6	48,044.80
12:44:29	266700	2670	0	861179	0		594479	-2670	Bullish	Bullish	-3.00		3.23	21,560.65	12:44:29	405691	11116	0	1814025	0		1408334	-11116	Bullish	Bullish	12.81		4.47	48,050.65
12:45:29	266700	0	0	861179	0		594479	0	Bullish	Bullish	-8.78		3.23	21,559.90	12:45:29	405691	0	0	1814025	0		1408334	0	Bullish	Bullish	-2.04		4.47	48,032.45
12:46:28	274243	7543	0	858888	-2291	Long UW	584645	-9834	Bullish	Bullish	-12.75		3.13	21,560.05	12:46:28	405691	0	0	1814025	0		1408334	0	Bullish	Bullish	-9.83		4.47	48,021.95
12:47:28	274243	0	0	858888	0		584645	0	Bullish	Bullish	-8.01		3.13	21,562.50	12:47:28	427814	22123	0	1829132	15107		1401318	-7016	Bullish	Bullish	2.92		4.28	48,048.50
12:48:29	274243	0	0	858888	0		584645	0	Bullish	Bullish	-7.49		3.13	21,561.45	12:48:29	427814	0	0	1829132	0		1401318	0	Bullish	Bullish	-22.08	Buy 48300 PE	4.28	48,037.90
12:49:28	275291	1048	0	858888	0		583597	-1048	Bullish	Bullish	-5.82		3.12	21,566.60	12:49:28	441219	13405	0	1829132	0		1387913	-13405	Bullish	Bearish	-1.01		4.15	48,050.60
12:50:28	275291	0	0	866444	7556		591153	7556	Bullish	Bullish	-1.62		3.15	21,569.05	12:50:28	441219	0	0	1840155	11023		1398936	11023	Bullish	Bearish	0.78		4.17	48,046.45
12:51:28	275291	0	0	866444	0		591153	0	Bullish	Bullish	2.42		3.15	21,571.60	12:51:28	441219	0	0	1840155	0		1398936	0	Bullish	Bullish	11.94		4.17	48,057.90
12:52:28	275291	0	0	876172	9728		600881	9728	Bullish	Bullish	6.90		3.18	21,573.40	12:52:28	441219	0	0	1850638	10483		1409419	10483	Bullish	Bearish	12.93		4.19	48,049.40
12:53:28	264010	-11281	Short C	876172	0		612162	11281	Bullish	Bullish	3.98		3.32	21,570.50	12:53:28	455938	14719	0	1850638	0		1394700	-14719	Bullish	Bearish	1.31		4.06	48,052.20
12:54:28	264010	0	0	876172	0		612162	0	Bullish	Bullish	4.83		3.32	21,574.80	12:54:28	455938	0	0	1850638	0		1394700	0	Bullish	Bullish	26.88	Buy 47800 CE	4.06	48,062.30
12:55:28	264010	0	0	876172	0		612162	0	Bullish	Bullish	17.59	Buy 21400 CE	3.32	21,576.15	12:55:28	455938	0	0	1850638	0		1394700	0	Bullish	Bullish	37.85		4.06	48,079.10
12:56:29	246030	-17980	Short C	897144	20972		651114	38952	Bullish	Bullish	11.71		3.65	21,577.10	12:56:29	444549	-11389	Short C	1841107	-9531	Long UW	1396558	1858	Bullish	Bullish	27.24		4.14	48,068.90
12:57:28	246030	0	0	897144	0		651114	0	Bullish	Bullish	10.70		3.65	21,573.30	12:57:28	444549	0	0	1841107	0		1396558	0	Bullish	Bullish	15.10		4.14	48,069.20
12:58:28	252693	6663	0	897144	0		644451	-6663	Bullish	Bullish	6.92		3.55	21,570.40	12:58:28	473062	28513	0	1841107	0		1368045	-28513	Bullish	Bullish	15.87		3.89	48,059.80
12:59:28	252693	0	0																										


Nifty ATM	Nifty Spot	Nifty Pre CL	Nifty Open	Nifty High	Nifty Low	India VIX	Current Expiry	Exp High	21,672.70	-3.05	Breakout	Resistanc	22000	BN ATM	BN Spot	BN Pre CL	BN Open	BN High	BN Low	India VIX	Wednesday	Exp High	48,207.90	-139.75	Breakout	Resistanc	49000		
21650	21,654.75	21441.35	21,497.65	21,675.75	21,495.80	15.56	2023-12-28	Exp Low	21,322.60	173.20	Not Break	Support	21500	48300	48,282.20	47,724.85	47,818.50	48,347.65	47,806.70	15.56		Exp Low	47,429.10	377.60	Not Break	Support	48000		
Time	Call COI (Bearish ▼)	Call COI (+▲-▼)	Short Covering	Put COI (Bullish ▲)	Put COI (+▲-▼)	Long UW	NET Oi	+▲-▼	Net Oi Signal	Price Action Signal	VWAP Diff	Strike	Nifty PCR	Nifty LTP	Time	Call COI (Bearish ▼)	Call COI (+▲-▼)	Short Covering	Put COI (Bullish ▲)	Put COI (+▲-▼)	Long Unwinding	NET Oi	+▲-▼	Net Oi Signal	Price Action Signal	VWAP Diff	Strike	BN PCR	BN LTP
13:23:28	292653	0	0	905560	13223		612907	13223	Bullish	Bullish	-12.28	3.09	21,534.70	13:23:28	600663	0	0	1771398	0		1170735	0	Bullish	Bullish	-56.07	2.95	47,968.05		
13:24:29	292653	0	0	905560	0		612907	0	Bullish	Bullish	-11.39	3.09	21,536.60	13:24:29	600663	0	0	1771398	0		1170735	0	Bullish	Bullish	-52.56	2.95	47,963.40		
13:25:29	292653	0	0	905560	0		612907	0	Bullish	Bullish	-11.31	3.09	21,535.20	13:25:29	620908	20245	0	1771398	0		1150490	-20245	Bullish	Bearish	-55.34	2.85	47,961.60		
13:26:28	292723	70	0	910993	5433		618270	5363	Bullish	Bearish	-8.62	3.11	21,539.00	13:26:28	620758	-150	0	1774262	2864		1153504	3014	Bullish	Bearish	-46.58	2.86	47,986.10		
13:27:28	292723	0	0	910993	0		618270	0	Bullish	Bullish	-1.39	3.11	21,543.60	13:27:28	620758	0	0	1774262	0		1153504	0	Bullish	Bullish	-21.46	2.86	48,003.30		
13:28:28	292723	0	0	915724	4731		620001	4731	Bullish	Bullish	-2.18	3.13	21,542.00	13:28:28	620758	0	0	1774262	0		1153504	0	Bullish	Bullish	-10.19	2.86	48,004.65		
13:29:29	294895	2172	0	915724	0		620829	-2172	Bullish	Bullish	-4.82	3.11	21,539.50	13:29:29	610519	-10239	Short C	1718981	-55281	Long UW	1108462	-45042	Bullish	Bullish	-36.07	2.82	47,984.15		
13:30:29	294895	0	0	915724	0		620829	0	Bullish	Bearish	-11.38	3.11	21,531.35	13:30:29	610519	0	0	1718981	0		1108462	0	Bullish	Bearish	-49.64	2.82	47,962.70		
13:31:28	300058	5163	0	915724	0		615666	-5163	Bullish	Bearish	-11.40	3.05	21,532.10	13:31:28	610519	0	0	1718981	0		1108462	0	Bullish	Bullish	-53.22	2.82	47,966.15		
13:32:34	300058	0	0	919300	3576		619242	3576	Bullish	Bearish	-17.95	3.06	21,527.95	13:32:34	630693	20174	0	1729406	10425		1098713	-9749	Bullish	Bullish	-61.05	2.74	47,973.10		
13:33:28	300058	0	0	919300	0		619242	0	Bullish	Bearish	-11.50	3.06	21,530.45	13:33:28	630693	0	0	1729406	0		1098713	0	Bullish	Bullish	-37.16	2.74	47,984.20		
13:34:28	307537	7479	0	925839	6539		618302	-940	Bullish	Bullish	-11.30	3.01	21,530.35	13:34:28	630693	0	0	1730931	1525		1100238	1525	Bullish	Bullish	-45.59	2.74	47,977.10		
13:35:28	307537	0	0	925839	0		618302	0	Bullish	Bearish	-17.48	3.01	21,525.90	13:35:28	633685	2992	0	1730931	0		1097246	-2992	Bullish	Bullish	-50.55	2.73	47,970.85		
13:36:28	307537	0	0	925839	0		618302	0	Bullish	Bearish	-19.38	3.01	21,525.65	13:36:28	633685	0	0	1730931	0		1097246	0	Bullish	Bearish	-60.54	2.73	47,964.80		
13:37:29	307537	0	0	917560	-8279	Long UW	610023	-8279	Bullish	Bearish	-23.17	2.98	21,523.75	13:37:29	643661	9976	0	1730931	0		1087270	-9976	Bullish	Bearish	-73.03	2.69	47,960.90		
13:38:28	321006	13469	0	917560	0		596554	-13469	Bullish	Bearish	-33.72	2.86	21,511.45	13:38:28	643670	9	0	1741925	10994		1098255	10985	Bullish	Bearish	-108.31	2.71	47,902.75		
13:39:28	321006	0	0	917560	0		596554	0	Bullish	Bearish	-36.35	2.86	21,511.40	13:39:28	643670	0	0	1741925	0		1098255	0	Bullish	Bearish	-156.25	2.71	47,905.50		
13:40:29	321006	0	0	868283	-49277	Long UW	547277	-49277	Bullish	Bearish	-37.68	2.7	21,514.45	13:40:29	643670	0	0	1741925	0		1098255	0	Bullish	Bearish	-152.40	2.71	47,893.50		
13:41:29	338604	17598	0	868283	0		529679	-17598	Bullish	Bearish	-27.10	2.56	21,522.40	13:41:29	648308	4638	0	1564944	-176981	Long UW	916636	-181619	Bullish	Bearish	-115.88	2.41	47,930.90		
13:42:28	338604	0	0	868283	0		529679	0	Bullish	Bearish	-22.27	2.56	21,522.00	13:42:28	648308	0	0	1564944	0		916636	0	Bullish	Bearish	-119.87	2.41	47,914.90		
13:43:28	346816	8212	0	868283	0		521467	-8212	Bullish	Bearish	-26.10	2.5	21,520.40	13:43:28	648308	0	0	1564944	0		916636	0	Bullish	Bearish	-115.89	2.41	47,921.35		
13:44:27	346816	0	0	869404	1121		522588	1121	Bullish	Bearish	-21.45	2.51	21,529.25	13:44:27	673162	24854	0	1548026	-16918	Long UW	874864	-41772	Bullish	Bearish	-119.65	2.3	47,934.65		
13:45:28	346816	0	0	869404	0		522588	0	Bullish	Bullish	-14.40	2.51	21,531.50	13:45:28	673162	0	0	1548026	0		874864	0	Bullish	Bearish	-95.53	2.3	47,941.05		
13:46:29	346730	-86	0	869404	0		526274	86	Bullish	Bullish	-12.91	2.51	21,532.75	13:46:29	673162	0	0	1537279	-10747	Long UW	864117	-10747	Bullish	Bearish	-84.36	2.28	47,955.35		
13:47:30	346832	102	0	876965	7561		530133	7459	Bullish	Bullish	-15.84	2.53	21,532.40	13:47:30	679420	6258	0	1537279	0		857859	-6258	Bullish	Bearish	-102.56	2.26	47,933.40		
13:48:28	346832	0	0	876965	0		530133	0	Bullish	Bullish	-13.80	2.53	21,533.50	13:48:28	679420	0	0	1537279	0		857859	0	Bullish	Bearish	-84.60	2.26	47,937.90		
13:49:28	346832	0	0	886725	9760		539893	9760	Bullish	Bullish	-12.97	2.56	21,530.95	13:49:28	679420	0	0	1537279	0		857859	0	Bullish	Bearish	-97.79	2.26	47,928.05		
13:50:28	355690	8858	0	886725	0		531035	-8858	Bullish	Bullish	-3.88	2.49	21,539.95	13:50:28	690928	11508	0	1573813	36534		882885	25026	Bullish	Bullish	-54.67	2.28	47,974.45		
13:51:30	355690	0	0	886725	0		531035	0	Bullish	Bullish	2.22	2.49	21,543.85	13:51:30	690928	0	0	1573813	0		882885	0	Bullish	Bullish	-5.39	2.28	47,988.35		
13:52:28	337281	-18409	Short C	886725	0		549444	18409	Bullish	Bullish	1.51	2.63	21,547.45	13:52:28	690928	0	0	1573813	0		882885	0	Bullish	Bullish	0.17	2.28	47,993.60		
13:53:31	337281	0	0	894927	8202		557646	8202	Bullish	Bullish	3.69	2.65	21,546.40	13:53:31	619250	-71678	Short C	1543626	-30187	Long UW	924376	41491	Bullish	Bullish	9.42	2.49	47,986.70		
13:54:28	337281	0	0	894927	0		557646	0	Bullish	Bullish	-2.81	2.65	21,540.45	13:54:28	619250	0	0	1543626	0		924376	0	Bullish	Bullish	-11.01	2.49	47,968.90		
13:55:28	335609	-1672	Short C	912688	17761		577079	19433	Bullish	Bullish	-3.05	2.72	21,537.30	13:55:28	619250	0	0	1543626	0		924376	0	Bullish	Bullish	-27.03	2.49	47,969.95		
13:56:29	335609	0	0	912688	0		577079	0	Bullish	Bullish	-7.69	2.72	21,535.75	13:56:29	583070	-36180	Short C	1566875	23249		983805	59429	Bullish	Bullish	-32.39	2.69	47,970.40		
13:57:31	335609	0	0	912688	0		577079	0	Bullish	Bullish	-2.78	2.72	21,539.85	13:57:31	583070	0	0	1566875	0		983805	0	Bullish	Bullish	-25.85	2.69	47,969.30		
13:58:28	335609	0	0	912688	0		577079	0	Bullish	Bullish	-1.53	2.72	21,543.40	13:58:28	607373	24303	0	1566875	0		959502	-24303	Bullish	Bullish	-33.32	2.58	47,979.20		
13:59:28	335811	202	0	924300	11612		588489	11410	Bullish	Bullish	8.15	2.75	21,547.15	13:59:28	607373	0	0	1566247	-628		958874	-628	Bullish	Bullish	-5.24	2.58	47,994.00		
14:00:29	335811	0	0	924300	0		588489	0	Bullish	Bullish	9.72	2.75	21,549.05	14:00:29	607373	0	0	1566247	0		958874	0	Bullish	Bullish	-9.73	2.58	47,980.50		
14:01:29	335811	0	0	924300	0		588489	0	Bullish	Bullish	8.12	2.75	21,543.45	14:01:29	607373	0	0	1574279	8032		966906	8032	Bullish	Bullish	-13.61	2.59	47,976.35		
14:02:28	331498	-4313	Short C	938601	14301		607103	18614	Bullish	Bullish	6.51	2.83	21,550.35	14:02:28	612427	5054	0	1574327	48		961900	-5006	Bullish	Bullish					

Nifty ATM	Nifty Spot	Nifty Pre C	Nifty Open	Nifty High	Nifty Low	India VIX	Current Expiry	Exp High	21,672.70	-3.05	Breakout	Resistanc	22000	BN ATM	BN Spot	BN Pre CL	BN Open	BN High	BN Low	India VIX	Wednesday	Exp High	48,207.90	-139.75	Breakout	Resistanc	49000		
21650	21,654.75	21441.35	21,497.65	21,675.75	21,495.80	15.56	2023-12-28	Exp Low	21,322.60	173.20	Not Break	Support	21500	48300	48,282.20	47,724.85	47,818.50	48,347.65	47,806.70	15.56		Exp Low	47,429.10	377.60	Not Break	Support	48000		
Time	Call COI (Bearish ▼)	Call COI (+▲▼)	Short Covering	Put COI (Bullish ▲)	Put COI (+▲▼)	Long UW	NET Oi	+▲▼	Net Oi Signal	Price Action Signal	VWAP Diff	Strike	Nifty PCR	Nifty LTP	Time	Call COI (Bearish ▼)	Call COI (+▲▼)	Short Covering	Put COI (Bullish ▲)	Put COI (+▲▼)	Long Unwinding	NET Oi	+▲▼	Net Oi Signal	Price Action Signal	VWAP Diff	Strike	BN PCR	BN LTP
14:25:28	303365	-6043	Short C	952471	0		649106	6043	Bullish	Bearish	5.83		3.14	21,554.20	14:25:28	623699	-2398	Short C	1597850	0		974151	2398	Bullish	Bearish	4.46		2.56	47,984.65
14:26:28	303365	0		958840	6369		655475	6369	Bullish	Bullish	13.25		3.16	21,557.75	14:26:28	623678	-21		1620888	23038	0	997210	23059	Bullish	Bearish	25.98		2.6	48,007.40
14:27:28	303365	0		958840	0		655475	0	Bullish	Bearish	8.30		3.16	21,553.30	14:27:28	623678	0		1620888	0	0	997210	0	Bullish	Bearish	7.87		2.6	47,985.90
14:28:28	303365	0		958840	0		655475	0	Bullish	Bearish	8.32		3.16	21,553.45	14:28:28	623678	0		1637772	16884	0	1014094	16884	Bullish	Bearish	8.10		2.63	47,981.90
14:29:29	306659	3294		974258	15418		667599	12124	Bullish	Bullish	11.46		3.18	21,560.20	14:29:29	627533	3855		1653460	15688	0	1025927	11833	Bullish	Bearish	15.69		2.63	48,008.45
14:30:31	306659	0		974258	0		667599	0	Bullish	Bullish	11.46		3.18	21,558.80	14:30:31	627533	0		1653460	0	0	1025927	0	Bullish	Bullish	10.73		2.63	48,025.90
14:31:28	306659	0		972383	-1875	Long UW	665724	-1875	Bullish	Bullish	11.46		3.17	21,563.20	14:31:28	627533	0		1653460	0	0	1025927	0	Bullish	Bullish	10.73		2.63	48,030.85
14:32:29	303651	-3008	Short C	972383	0		668732	3008	Bullish	Bearish	18.06		3.2	21,561.80	14:32:29	632917	5384		1625478	-27982	Long UW	992561	-33366	Bullish	Bearish	20.92		2.57	48,027.30
14:33:28	303651	0		972383	0		668732	0	Bullish	Bearish	11.03		3.2	21,559.25	14:33:28	632917	0		1625478	0	0	992561	0	Bullish	Bearish	20.92		2.57	48,020.95
14:34:29	298968	-4683	Short C	972383	0		673415	4683	Bullish	Bearish	1.51		3.25	21,555.35	14:34:29	632917	0		1625478	0	0	992561	0	Bullish	Bearish	-48.58	Buy 48300 PE	2.57	47,991.25
14:35:30	298968	0		966674	-5709	Long UW	667706	-5709	Bullish	Bearish	9.55		3.23	21,555.35	14:35:30	608878	-24039	Short C	1621998	-3480	Long UW	1013120	20559	Bullish	Bearish	-13.81		2.66	47,991.25
14:36:28	298968	0		966674	0		667706	0	Bullish	Bullish	12.38		3.23	21,563.10	14:36:28	608967	89		1621998	0	0	1013031	-89	Bullish	Bearish	3.01		2.66	48,036.60
14:37:28	298968	0		966674	0		667706	0	Bullish	Bullish	13.40		3.23	21,565.70	14:37:28	603188	-5779	Short C	1621998	0	0	1018810	5779	Bullish	Bullish	11.70		2.69	48,048.10
14:38:28	304867	5899		978765	12091		673898	6192	Bullish	Bullish	30.18		3.21	21,574.60	14:38:28	603188	0		1615632	-6366	Long UW	1012444	-6366	Bullish	Bullish	58.26	Buy 47800 CE	2.68	48,086.65
14:39:28	304867	0		978765	0		673898	0	Bullish	Bullish	28.73		3.21	21,574.10	14:39:28	603188	0		1615632	0	0	1012444	0	Bullish	Bullish	42.02		2.68	48,075.20
14:40:28	304867	0		978765	0		673898	0	Bullish	Bullish	33.69		3.21	21,574.20	14:40:28	603188	0		1615632	0	0	1012444	0	Bullish	Bullish	43.61		2.68	48,064.40
14:41:28	265825	-39042	Short C	966934	-11831	Long UW	701109	27211	Bullish	Bullish	40.32		3.64	21,579.35	14:41:28	586625	-16563	Short C	1605747	-9885	Long UW	1019122	6678	Bullish	Bullish	55.56		2.74	48,078.80
14:42:29	265825	0		966934	0		701109	0	Bullish	Bullish	42.49		3.64	21,577.30	14:42:29	586625	0		1605747	0	0	1019122	0	Bullish	Bullish	54.86		2.74	48,073.40
14:43:29	265825	0		966934	0		701109	0	Bullish	Bullish	38.74		3.64	21,577.65	14:43:29	586625	0		1605747	0	0	1019122	0	Bullish	Bullish	57.16		2.74	48,083.70
14:44:28	214612	-51213	Short C	976317	9383		761705	60596	Bullish	Bullish	44.50		4.55	21,586.30	14:44:28	538440	-48185	Short C	1606262	515	0	1067822	48700	Bullish	Bullish	88.89		2.98	48,117.45
14:45:28	214612	0		976317	0		761705	0	Bullish	Bullish	44.14		4.55	21,582.55	14:45:28	538440	0		1606262	0	0	1067822	0	Bullish	Bullish	130.19		2.98	48,113.60
14:46:30	214612	0		976317	0		761705	0	Bullish	Bullish	50.23		4.55	21,586.10	14:46:30	538440	0		1606262	0	0	1067822	0	Bullish	Bullish	148.98		2.98	48,127.40
14:47:32	185621	-28991	Short C	985562	9245		799941	38236	Bullish	Bullish	43.06		5.31	21,589.40	14:47:32	374673	-163767	Short C	1632428	26166	0	1257755	189933	Bullish	Bullish	149.36		4.36	48,142.40
14:48:28	185621	0		985562	0		799941	0	Bullish	Bullish	48.84		5.31	21,589.05	14:48:28	374673	0		1632428	0	0	1257755	0	Bullish	Bullish	140.08		4.36	48,129.60
14:49:29	183691	-1930	Short C	985562	0		801871	1930	Bullish	Bullish	51.00		5.37	21,589.80	14:49:29	374673	0		1669932	37504	0	1295259	37504	Bullish	Bullish	141.43		4.46	48,126.55
14:50:30	183691	0		997802	12240		814111	12240	Bullish	Bullish	50.25		5.43	21,596.25	14:50:30	370765	-3908	Short C	1669932	0	0	1299167	3908	Bullish	Bullish	153.37		4.5	48,155.10
14:51:30	183691	0		997802	0		814111	0	Bullish	Bullish	54.51		5.43	21,593.00	14:51:30	370765	0		1669932	0	0	1299167	0	Bullish	Bullish	153.37		4.5	48,151.50
14:52:28	183691	0		997802	0		814111	0	Bullish	Bullish	43.73		5.43	21,589.80	14:52:28	336781	-33984	Short C	1669932	0	0	1333151	33984	Bullish	Bullish	166.49		4.96	48,153.65
14:53:29	165155	-18536	Short C	988750	-9052	Long UW	823595	9484	Bullish	Bullish	35.55		5.99	21,585.65	14:53:29	336819	38		1648887	-21045	Long UW	1312068	-21083	Bullish	Bullish	127.53		4.9	48,140.00
14:54:28	165155	0		988750	0		823595	0	Bullish	Bullish	38.09		5.99	21,583.45	14:54:28	336819	0		1648887	0	0	1312068	0	Bullish	Bullish	138.13		4.9	48,141.75
14:55:29	165155	0		988750	0		823595	0	Bullish	Bullish	42.89		5.99	21,586.50	14:55:29	312218	-24601	Short C	1648887	0	0	1336669	24601	Bullish	Bullish	145.85		5.28	48,148.50
14:56:28	161843	-3312	Short C	989352	602		827509	3914	Bullish	Bullish	50.16		6.11	21,591.40	14:56:28	312109	-109		1651874	2987	0	1339765	3096	Bullish	Bullish	151.21		5.29	48,159.30
14:57:29	161843	0		989352	0		827509	0	Bullish	Bullish	43.59		6.11	21,586.90	14:57:29	312109	0		1651874	0	0	1339765	0	Bullish	Bullish	135.44		5.29	48,139.70
14:58:28	161843	0		989352	0		827509	0	Bullish	Bullish	37.63		6.11	21,584.45	14:58:28	298953	-13156	Short C	1634276	-17598	Long UW	1335323	-4442	Bullish	Bullish	107.96		5.47	48,139.25
14:59:28	156580	-5263	Short C	990988	1636		834408	6899	Bullish	Bearish	37.67		6.33	21,582.25	14:59:28	298967	14		1634276	0	0	1335309	-14	Bullish	Bullish	112.90		5.47	48,132.30
15:00:28	156580	0		990988	0		834408	0	Bullish	Bearish	33.75		6.33	21,579.60	15:00:28	298967	0		1634276	0	0	1335309	0	Bullish	Bearish	105.16		5.47	48,123.00
15:01:28	159343	2763		989435	-1553	Long UW	830092	-4316	Bullish	Bearish	33.75		6.21	21,585.30	15:01:28	298967	0		1634276	0	0	1335309	0	Bullish	Bullish	105.16		5.47	48,141.30
15:02:30	159343	0		989435	0		830092	0	Bullish	Bullish	62.09		6.21	21,610.80	15:02:30	300888	1921		1622413	-11863	Long UW	1321525	-13784	Bullish	Bullish	175.82		5.39	48,184.30
15:03:28	159343	0		989435	0		830092	0	Bullish	Bullish	82.90		6																

Nifty ATM	Nifty Spot	Nifty Pre C	Nifty Open	Nifty High	Nifty Low	India VIX	Current Expiry	Exp High	21,672.70	-3.05	Breakout	Resistanc	22000	BN ATM	BN Spot	BN Pre CL	BN Open	BN High	BN Low	India VIX	Wednesday		Exp High	48,207.90	-139.75	Breakout	Resistanc	49000	
21650	21,654.75	21441.35	21,497.65	21,675.75	21,495.80	15.56	2023-12-28	Exp Low	21,322.60	173.20	Not Break	Support	21500	48300	48,282.20	47,724.85	47,818.50	48,347.65	47,806.70	15.56			Exp Low	47,429.10	377.60	Not Break	Support	48000	
Time	Call COI (Bearish ▼)	Call COI (+▲-▼)	Short Covering	Put COI (Bullish ▲)	Put COI (+▲-▼)	Long UW	NET Oi	+▲-▼	Net Oi Signal	Price Action Signal	VWAP Diff	Strike	Nifty PCR	Nifty LTP	Time	Call COI (Bearish ▼)	Call COI (+▲-▼)	Short Covering	Put COI (Bullish ▲)	Put COI (+▲-▼)	Long Unwinding	NET Oi	+▲-▼	Net Oi Signal	Price Action Signal	VWAP Diff	Strike	BN PCR	BN LTP
15:27:28	-89652	0		908259	0		957911	0	Bullish	Bearish	88.70		100	21,668.90	15:27:28	-120508	0		1325285	0		1445793	0	Bullish	Bearish	238.44		100	48,301.65
15:28:27	-89652	0		908259	0		957911	0	Bullish	Bullish	96.37		100	21,673.55	15:28:27	-120508	0		1325285	0		1445793	0	Bullish	Bearish	246.86		100	48,312.70
15:29:29	-99243	-9591	Short C	885100	-23159	Long UW	984343	-13568	Bullish	Bullish	97.69		100	21,671.00	15:29:29	-151284	-30776	Short C	1204549	-120736	Long UW	1355833	-89960	Bullish	Bullish	241.79		100	48,311.75
15:30:28	-99243	0		885100	0		984343	0	Bullish	Bearish	94.87		100	21,658.75	15:30:28	-151284	0		1204549	0		1355833	0	Bullish	Bearish	231.77		100	48,273.10
15:31:30	-99243	0		885100	0		984343	0	Bullish	Bearish	92.85		100	21,647.60	15:31:30	-151284	0		1204549	0		1355833	0	Bullish	Bearish	221.18		100	48,264.05


Nifty ATM	Nifty Spot	Nifty Pre O	Nifty Open	Nifty High	Nifty Low	India VIX	Current Expiry	Exp High	21,672.70	-3.05	Breakout	Resistanc	22000	BN ATM	BN Spot	BN Pre CL	BN Open	BN High	BN Low	India VIX	Wednesday	Exp High	48,207.90	-139.75	Breakout	Resistanc	49000		
21650	21,654.75	21441.35	21,497.65	21,675.75	21,495.80	15.56	2023-12-28	Exp Low	21,322.60	173.20	Not Break	Support	21500	48300	48,282.20	47,724.85	47,818.50	48,347.65	47,806.70	15.56		Exp Low	47,429.10	377.60	Not Break	Support	48000		
Time	Call COI (Bearish ▼)	Call COI (+▲▼)	Short Covering	Put COI (Bullish ▲)	Put COI (+▲▼)	Long UW	NET Oi	+▲▼	Net Oi Signal	Price Action Signal	VWAP Diff	Strike	Nifty PCR	Nifty LTP	Time	Call COI (Bearish ▼)	Call COI (+▲▼)	Short Covering	Put COI (Bullish ▲)	Put COI (+▲▼)	Long Unwinding	NET Oi	+▲▼	Net Oi Signal	Price Action Signal	VWAP Diff	Strike	BN PCR	BN LTP
09:15:26	171626	0	0	344463	0		172837	0	Bullish	Wait	26.15	21500	2.01	21,497.65	09:15:26	248793	0	0	562427	0		313634	0	Bullish	Wait	121.82	47800	2.26	47,818.50
09:16:32	45944	-125682	Short C	344463	0		298519	125682	Bullish	Wait	5.28	21500	7.5	21,516.90	09:16:32	56812	-191981	Short C	214799	-347628	Long UW	157987	-155647	Bullish	Wait	121.82	47900	3.78	47,851.80
09:17:28	36428	-9516	Short C	294346	-50117	Long UW	257918	-40601	Bullish	Wait	3.96	21550	8.08	21,529.00	09:17:28	56812	0	0	251220	36421		194408	36421	Bullish	Wait	15.90	47800	4.42	47,833.50
09:18:29	36428	0	0	294346	0		257918	0	Bullish	Wait	1.88	21500	8.08	21,521.80	09:18:29	56812	0	0	251220	0		194408	0	Bullish	Wait	-6.22	47900	4.42	47,855.00
09:19:28	73285	36857	0	372943	78597		299658	41740	Bullish	Wait	-0.99	21500	5.09	21,512.45	09:19:28	264954	208142	0	350092	98872		85138	-109270	Bullish	Wait	-7.03	47800	1.32	47,837.75
09:20:29	106497	33212	0	372943	0		266446	-33212	Bullish	Wait	4.18	21500	3.5	21,520.70	09:20:29	264954	0	0	457022	106930		192068	106930	Bullish	Wait	-4.21	47800	1.72	47,830.05
09:21:29	106497	0	0	372943	0		266446	0	Bullish	Wait	8.22	21500	3.5	21,523.45	09:21:29	264954	0	0	457022	0		192068	0	Bullish	Wait	-17.70	47800	1.72	47,834.25
09:22:28	131094	24597	0	445944	73001		314850	48404	Bullish	Wait	11.37	21550	3.4	21,525.55	09:22:28	369375	104421	0	544627	87605		175252	-16816	Bullish	Wait	-1.72	47800	1.47	47,834.25
09:23:30	148284	17190	0	445944	0		297660	-17190	Bullish	Wait	4.62	21500	3.01	21,514.10	09:23:30	389092	19717	0	579070	34443		189978	14726	Bullish	Wait	-15.40	47800	1.49	47,811.90
09:24:29	148284	0	0	445944	0		297660	0	Bullish	Wait	2.51	21500	3.01	21,522.00	09:24:29	389092	0	0	579070	0		189978	0	Bullish	Wait	-25.06	47800	1.49	47,822.05
09:25:28	185576	37292	0	490570	44626		304994	7334	Bullish	Wait	6.22	21500	2.64	21,518.60	09:25:28	469246	80154	0	669384	90314		200138	10160	Bullish	Wait	-24.71	47800	1.43	47,809.60
09:26:28	185576	0	0	496481	5911		310905	5911	Bullish	Wait	6.10	21500	2.68	21,523.90	09:26:28	482144	12898	0	669384	0		187240	-12898	Bullish	Wait	-7.09	47800	1.39	47,840.15
09:27:28	185576	0	0	496481	0		310905	0	Bullish	Wait	5.79	21550	2.68	21,526.85	09:27:28	482144	0	0	669384	0		187240	0	Bullish	Wait	-11.77	47900	1.39	47,855.25
09:28:29	216057	30481	0	525016	28535		308959	-1946	Bullish	Bullish	5.70	21500	2.43	21,522.85	09:28:29	530734	48590	0	747415	78031		216681	29441	Bullish	Bullish	15.41	47800	1.41	47,848.25
09:29:28	216057	0	0	525655	1549		310508	1549	Bullish	Bullish	6.50	21550	2.44	21,527.60	09:29:28	530734	0	0	762659	21854		238535	21854	Bullish	Bullish	-0.74	47900	1.45	47,854.50
09:30:28	216057	0	0	525655	0		310508	0	Bullish	Bearish	9.54	21550	2.44	21,528.70	09:30:28	530734	0	0	762659	0		238535	0	Bullish	Bullish	14.94	47900	1.45	47,854.15
09:31:29	227160	11103	0	560119	33554		332959	22451	Bullish	Bullish	17.29	21550	2.47	21,532.20	09:31:29	584437	53703	0	839456	70187		255019	16484	Bullish	Bullish	14.94	47900	1.44	47,859.35
09:32:29	227160	0	0	560119	0		332959	0	Bullish	Bullish	16.12	21550	2.47	21,544.35	09:32:29	584437	0	0	839456	0		255019	0	Bullish	Bullish	8.27	47900	1.44	47,876.70
09:33:28	227160	0	0	560119	0		332959	0	Bullish	Bullish	16.12	21550	2.47	21,539.10	09:33:28	584437	0	0	839456	0		255019	0	Bullish	Bullish	22.16	47900	1.44	47,870.20
09:34:29	224043	-3117	Short C	602369	42250		378326	45367	Bullish	Bullish	12.14	21550	2.69	21,533.55	09:34:29	576752	-7685	Short C	889732	50276		312980	57961	Bullish	Bullish	14.48	47800	1.54	47,842.40
09:35:28	234447	10404	0	618519	16150		384072	5746	Bullish	Bullish	9.72	21550	2.64	21,531.15	09:35:28	575752	-1000	0	917719	27987		341967	28987	Bullish	Bullish	-4.94	47800	1.59	47,845.00
09:36:28	234447	0	0	618519	0		384072	0	Bullish	Bullish	7.64	21500	2.64	21,521.40	09:36:28	575752	0	0	917719	0		341967	0	Bullish	Bullish	-4.07	47800	1.59	47,841.20
09:37:29	235289	842	0	635035	16516		399746	15674	Bullish	Bearish	3.35	21500	2.7	21,520.45	09:37:29	647301	71549	0	930576	12857		283275	-58692	Bullish	Bullish	-16.76	47800	1.44	47,837.85
09:38:29	237807	2518	0	640287	5252		402480	2734	Bullish	Bullish	8.48	21500	2.69	21,521.35	09:38:29	647301	0	0	934604	4028		287303	4028	Bullish	Bullish	12.06	47900	1.44	47,862.45
09:39:28	237807	0	0	640287	0		402480	0	Bullish	Bearish	10.06	21500	2.69	21,523.30	09:39:28	647301	0	0	934604	0		287303	0	Bullish	Bullish	11.61	47900	1.44	47,865.65
09:40:28	247651	9844	0	668117	27830		420466	17986	Bullish	Bullish	15.25	21550	2.7	21,534.40	09:40:28	677098	29797	0	947487	12883		270389	-16914	Bullish	Bullish	16.21	47900	1.4	47,876.95
09:41:28	247651	0	0	670974	2857		423323	2857	Bullish	Bullish	21.65	21550	2.71	21,538.10	09:41:28	677098	0	0	962570	15083		285472	15083	Bullish	Bullish	16.21	47900	1.42	47,888.95
09:42:28	247651	0	0	670974	0		423323	0	Bullish	Bullish	21.13	21550	2.71	21,535.90	09:42:28	677098	0	0	962570	0		285472	0	Bullish	Bullish	28.99	47900	1.42	47,888.10
09:43:28	239377	-8274	Short C	704896	33922		465519	42196	Bullish	Bullish	21.51	21550	2.94	21,538.95	09:43:28	699062	21964	0	1014667	52097		315605	30133	Bullish	Bullish	70.61	47900	1.45	47,922.20
09:44:28	239377	0	0	704896	0		465519	0	Bullish	Bullish	22.19	21550	2.94	21,549.80	09:44:28	699062	0	0	1014667	0		315605	0	Bullish	Bullish	62.73	47900	1.45	47,911.65
09:45:28	239377	0	0	704896	0		465519	0	Bullish	Bullish	27.30	21550	2.94	21,549.25	09:45:28	699062	0	0	1014667	0		315605	0	Bullish	Bullish	75.74	47900	1.45	47,942.60
09:46:30	215189	-24188	Short C	737566	32670		522377	56858	Bullish	Bullish	30.97	21550	3.43	21,556.50	09:46:30	503211	-195851	Short C	1084514	69847		581303	265698	Bullish	Bullish	91.35	47900	2.16	47,949.20
09:47:28	215189	0	0	737566	0		522377	0	Bullish	Bullish	24.56	21550	3.43	21,552.05	09:47:28	503211	0	0	1084514	0		581303	0	Bullish	Bullish	67.12	47900	2.16	47,946.10
09:48:29	215189	0	0	737566	0		522377	0	Bullish	Bullish	23.90	21550	3.43	21,550.25	09:48:29	503211	0	0	1084514	0		581303	0	Bullish	Bullish	50.54	47900	2.16	47,936.45
09:49:29	215189	0	0	737566	0		522377	0	Bullish	Bullish	28.32	21550	3.43	21,555.25	09:49:29	536589	33378	0	1173356	88842		636767	55464	Bullish	Bullish	56.15	48000	2.19	47,965.35
09:50:28	212075	-3114	Short C	772457	34891		560382	38005	Bullish	Bullish	32.30	21550	3.64	21,556.60	09:50:28	536589	0	0	1173356	0		636767	0	Bullish	Bullish	84.83	48000	2.19	47,954.85
09:51:28	212075	0	0	772457	0		560382	0	Bullish	Bullish	24.51	21550	3.64	21,551.20	09:51:28	536589	0	0	1173356	0		636767	0	Bullish	Bullish	56.21	47900	2.19	47,939.50

Nifty ATM	Nifty Spot	Nifty Pre C	Nifty Open	Nifty High	Nifty Low	India VIX	Current Expiry	Exp High	21,672.70	-3.05	Breakeout	Resistanc	22000	BN ATM	BN Spot	BN Pre CL	BN Open	BN High	BN Low	India VIX	Wednesday	Exp High	48,207.90	-139.75	Breakeout	Resistanc	49000		
21650	21,654.75	21441.35	21,497.65	21,675.75	21,495.80	15.56	2023-12-28	Exp Low	21,322.60	173.20	Not Break	Support	21500	48300	48,282.20	47,724.85	47,818.50	48,347.65	47,806.70	15.56		Exp Low	47,429.10	377.60	Not Break	Support	48000		
Time	Call COI (Bearish ▼)	Call COI (+▲-▼)	Short Covering	Put COI (Bullish ▲)	Put COI (+▲-▼)	Long UW	NET Oi	+▲-▼	Net Oi Signal	Price Action Signal	VWAP Diff	Strike	Nifty PCR	Nifty LTP	Time	Call COI (Bearish ▼)	Call COI (+▲-▼)	Short Covering	Put COI (Bullish ▲)	Put COI (+▲-▼)	Long Unwinding	NET Oi	+▲-▼	Net Oi Signal	Price Action Signal	VWAP Diff	Strike	BN PCR	BN LTP
10:17:28	251058	0	0	874612	0		623554	0	Bullish	Bullish	14.94	21550	3.48	21,561.00	10:17:28	573848	0	0	1456940	0		883092	0	Bullish	Bullish	55.11	48000	2.54	47,978.15
10:18:28	251058	0	0	874612	0		623554	0	Bullish	Bullish	16.71	21550	3.48	21,559.50	10:18:28	573848	0	0	1456940	0		883092	0	Bullish	Bullish	53.07	48000	2.54	47,981.80
10:19:28	258759	7701	0	886050	11438		627291	3737	Bullish	Bullish	18.52	21550	3.42	21,561.15	10:19:28	609116	35268	0	1472986	16046		863870	-19222	Bullish	Bullish	58.79	48000	2.42	47,988.95
10:20:28	258759	0	0	886050	0		627291	0	Bullish	Bullish	14.60	21550	3.42	21,557.85	10:20:28	609116	0	0	1472986	0		863870	0	Bullish	Bullish	47.98	48000	2.42	47,980.75
10:21:29	258759	0	0	886050	0		627291	0	Bullish	Bullish	10.57	21550	3.42	21,558.75	10:21:29	609116	0	0	1472986	0		863870	0	Bullish	Bullish	43.74	48000	2.42	47,977.20
10:22:28	258759	0	0	893889	7839		635130	7839	Bullish	Bullish	16.31	21550	3.45	21,562.70	10:22:28	620291	11175	0	1482861	9875		862570	-1300	Bullish	Bearish	62.25	48000	2.39	47,989.05
10:23:28	257795	-964	0	893889	0		636094	964	Bullish	Bearish	19.65	21550	3.47	21,560.65	10:23:28	620291	0	0	1482861	0		862570	0	Bullish	Bearish	62.52	48000	2.39	47,992.10
10:24:28	257795	0	0	893889	0		636094	0	Bullish	Bullish	20.56	21550	3.47	21,562.65	10:24:28	620291	0	0	1482861	0		862570	0	Bullish	Bullish	75.51	48000	2.39	48,000.90
10:25:28	260569	2774	0	907784	13895		647215	11121	Bullish	Bullish	16.81	21550	3.48	21,561.15	10:25:28	620291	0	0	1508715	25854		888424	25854	Bullish	Bullish	62.65	48000	2.43	47,997.65
10:26:30	260569	0	0	907784	0		647215	0	Bullish	Bullish	16.81	21550	3.48	21,562.80	10:26:30	626934	6643	0	1508715	0		881781	-6643	Bullish	Bullish	62.65	48000	2.41	47,996.00
10:27:29	260569	0	0	907784	0		647215	0	Bullish	Bullish	19.14	21550	3.48	21,564.70	10:27:29	626934	0	0	1508715	0		881781	0	Bullish	Bullish	72.95	48000	2.41	48,002.45
10:28:29	259385	-1184	Short C	926785	19001		667400	20185	Bullish	Bullish	19.96	21550	3.57	21,574.90	10:28:29	620860	-6074	Short C	1535417	26702		914557	32776	Bullish	Bullish	97.45	48000	2.47	48,033.50
10:29:28	259385	0	0	926785	0		667400	0	Bullish	Bullish	30.02	21550	3.57	21,572.45	10:29:28	620860	0	0	1535417	0		914557	0	Bullish	Bullish	110.04	48000	2.47	48,037.60
10:30:28	259385	0	0	926785	0		667400	0	Bullish	Bullish	39.62	21600	3.57	21,575.50	10:30:28	620860	0	0	1535417	0		914557	0	Bullish	Bullish	134.74	48100	2.47	48,055.90
10:31:27	246189	-13196	Short C	926785	0		680596	13196	Bullish	Bullish	39.62	21550	3.76	21,573.85	10:31:27	464523	-156337	Short C	1555415	19998		1090892	176335	Bullish	Bullish	129.35	48000	3.35	48,049.55
10:32:28	227170	-19019	Short C	937159	10374		709989	29393	Bullish	Bullish	43.24	21600	4.13	21,577.35	10:32:28	464523	0	0	1555415	0		1090892	0	Bullish	Bullish	164.37	48100	3.35	48,067.75
10:33:28	227170	0	0	937159	0		709989	0	Bullish	Bullish	37.84	21600	4.13	21,576.10	10:33:28	464523	0	0	1555415	0		1090892	0	Bullish	Bullish	136.68	48100	3.35	48,057.05
10:34:28	210751	-16419	Short C	962812	25653		752061	42072	Bullish	Bullish	33.47	21550	4.57	21,572.00	10:34:28	435797	-28726	Short C	1661759	106344		1225962	135070	Bullish	Bullish	125.55	48100	3.81	48,058.90
10:35:28	210751	0	0	962812	0		752061	0	Bullish	Bullish	32.88	21550	4.57	21,571.30	10:35:28	435797	0	0	1661759	0		1225962	0	Bullish	Bullish	122.85	48100	3.81	48,062.25
10:36:28	210751	0	0	962812	0		752061	0	Bullish	Bullish	33.16	21550	4.57	21,570.60	10:36:28	435797	0	0	1661759	0		1225962	0	Bullish	Bullish	134.31	48100	3.81	48,053.05
10:37:29	218008	7257	0	966952	4140		748944	-3117	Bullish	Bullish	29.00	21550	4.44	21,570.95	10:37:29	473116	37319	0	1661759	0		1188643	-37319	Bullish	Bullish	124.14	48100	3.51	48,058.35
10:38:27	218008	0	0	966952	0		748944	0	Bullish	Bullish	28.62	21550	4.44	21,569.70	10:38:27	473126	10	0	1697396	35637		1224270	35627	Bullish	Bullish	118.58	48000	3.59	48,048.25
10:39:28	218008	0	0	966952	0		748944	0	Bullish	Bullish	30.53	21550	4.44	21,574.30	10:39:28	473126	0	0	1697396	0		1224270	0	Bullish	Bullish	125.62	48100	3.59	48,050.95
10:40:28	225700	7692	0	968892	1940		743192	-5752	Bullish	Bullish	26.68	21550	4.29	21,565.85	10:40:28	497904	24778	0	1712709	15313		1214805	-9465	Bullish	Bullish	110.27	48000	3.44	48,039.90
10:41:29	225700	0	0	968892	0		743192	0	Bullish	Bearish	19.73	21550	4.29	21,565.10	10:41:29	497904	0	0	1712709	0		1214805	0	Bullish	Bullish	102.69	48000	3.44	48,045.75
10:42:28	225700	0	0	968892	0		743192	0	Bullish	Bearish	27.64	21550	4.29	21,566.05	10:42:28	497904	0	0	1712709	0		1214805	0	Bullish	Bullish	103.65	48000	3.44	48,041.65
10:43:28	225700	0	0	965811	-3081	Long UW	740111	-3081	Bullish	Bearish	23.07	21550	4.28	21,566.65	10:43:28	508430	10526	0	1722999	10290		1214569	-236	Bullish	Bearish	112.57	48000	3.39	48,046.05
10:44:28	237269	11569	0	965811	0		728542	-11569	Bullish	Bearish	20.00	21550	4.07	21,568.35	10:44:28	508433	3	0	1722999	0		1214566	-3	Bullish	Bullish	112.30	48100	3.39	48,053.90
10:45:28	237269	0	0	965811	0		728542	0	Bullish	Bearish	18.44	21550	4.07	21,559.95	10:45:28	508433	0	0	1722999	0		1214566	0	Bullish	Bearish	103.63	48000	3.39	48,045.65
10:46:28	239299	2030	0	960916	-4895	Long UW	721617	-6925	Bullish	Bearish	17.12	21550	4.02	21,563.50	10:46:28	508433	0	0	1722999	0		1214566	0	Bullish	Bullish	103.63	48100	3.39	48,062.05
10:47:29	239299	0	0	960916	0		721617	0	Bullish	Bearish	17.25	21550	4.02	21,562.85	10:47:29	525213	16780	0	1716400	-6599	Long UW	1191187	-23379	Bullish	Bearish	102.66	48000	3.27	48,049.65
10:48:28	239299	0	0	960916	0		721617	0	Bullish	Bearish	8.56	21550	4.02	21,563.45	10:48:28	525213	0	0	1716400	0		1191187	0	Bullish	Bearish	80.56	48000	3.27	48,034.70
10:49:28	249288	9989	0	960916	0		711628	-9989	Bullish	Bullish	18.32	21600	3.85	21,575.20	10:49:28	525213	0	0	1716400	0		1191187	0	Bullish	Bullish	108.04	48100	3.27	48,061.20
10:50:29	249288	0	0	967268	6352		717980	6352	Bullish	Bullish	25.51	21600	3.88	21,581.10	10:50:29	528348	3135	0	1725096	8696		1196748	5561	Bullish	Bullish	127.58	48100	3.27	48,074.85
10:51:26	249288	0	0	967268	0		717980	0	Bullish	Bullish	27.42	21600	3.88	21,581.50	10:51:26	528348	0	0	1725096	0		1196748	0	Bullish	Bullish	123.10	48100	3.27	48,087.95
10:52:28	252068	2780	0	976416	9148		724348	6368	Bullish	Bullish	27.44	21600	3.87	21,578.35	10:52:28	525891	-2457	Short C	1740837	15741		1214946	18198	Bullish	Bullish	102.92	48100	3.31	48,065.00
10:53:28	252068	0	0	976416	0		724348	0	Bullish	Bullish	19.48	21600	3.87	21,580.30	10:53:28	525891	0	0	1740837	0		1214946	0	Bullish	Bullish	83.80	48		

Nifty ATM	Nifty Spot	Nifty Pre O	Nifty Open	Nifty High	Nifty Low	India VIX	Current Expiry	Exp High	21,672.70	-3.05	Breakeout	Resistanc	22000	BN ATM	BN Spot	BN Pre CL	BN Open	BN High	BN Low	India VIX	Wednesday	Exp High	48,207.90	-139.75	Breakeout	Resistanc	49000		
21650	21,654.75	21441.35	21,497.65	21,675.75	21,495.80	15.56	2023-12-28	Exp Low	21,322.60	173.20	Not Break	Support	21500	48300	48,282.20	47,724.85	47,818.50	48,347.65	47,806.70	15.56		Exp Low	47,429.10	377.60	Not Break	Support	48000		
Time	Call COI (Bearish ▼)	Call COI (+▲▼)	Short Covering	Put COI (Bullish ▲)	Put COI (+▲▼)	Long UW	NET Oi	+▲▼	Net Oi Signal	Price Action Signal	VWAP Diff	Strike	Nifty PCR	Nifty LTP	Time	Call COI (Bearish ▼)	Call COI (+▲▼)	Short Covering	Put COI (Bullish ▲)	Put COI (+▲▼)	Long Unwinding	NET Oi	+▲▼	Net Oi Signal	Price Action Signal	VWAP Diff	Strike	BN PCR	BN LTP
11:19:28	255351	-415		1035691	975		780340	1390	Bullish	Bullish	24.17	21600	4.06	21,581.05	11:19:28	645674	0		1761959	813		1116285	813	Bullish	Bullish	96.62	48100	2.73	48,082.35
11:20:28	255351	0		1035691	0		780340	0	Bullish	Bullish	28.12	21600	4.06	21,578.70	11:20:28	638765	-6909	Short C	1761959	0		1123194	6909	Bullish	Bullish	96.99	48100	2.76	48,071.85
11:21:26	255351	0		1035691	0		780340	0	Bullish	Bearish	21.11	21600	4.06	21,576.70	11:21:26	638765	0		1761959	0		1123194	0	Bullish	Bullish	79.66	48100	2.76	48,070.10
11:22:28	261938	6587		1033635	-2056	Long UW	771697	-8643	Bullish	Bullish	23.23	21600	3.95	21,582.25	11:22:28	647242	8477		1761959	0		1114717	-8477	Bullish	Bullish	86.62	48100	2.72	48,091.25
11:23:28	261938	0		1033635	0		771697	0	Bullish	Bearish	19.24	21550	3.95	21,573.40	11:23:28	647242	0		1775066	13107		1127824	13107	Bullish	Bullish	91.15	48100	2.74	48,074.60
11:24:28	261938	0		1033635	0		771697	0	Bullish	Bullish	18.18	21600	3.95	21,575.20	11:24:28	647242	0		1775066	0		1127824	0	Bullish	Bullish	93.27	48100	2.74	48,085.50
11:25:28	265338	3400		1033635	0		768297	-3400	Bullish	Bearish	14.60	21550	3.9	21,570.85	11:25:28	647242	0		1775066	0		1127824	0	Bullish	Bullish	85.53	48100	2.74	48,076.50
11:26:30	265338	0		1024119	-9516	Long UW	758781	-9516	Bullish	Bearish	16.12	21600	3.86	21,575.25	11:26:30	666166	18924		1789254	14188		1123088	-4736	Bullish	Bullish	77.17	48100	2.69	48,067.95
11:27:28	265338	0		1024119	0		758781	0	Bullish	Bullish	16.30	21600	3.86	21,580.00	11:27:28	666166	0		1789254	0		1123088	0	Bullish	Bullish	81.51	48100	2.69	48,081.50
11:28:29	270298	4960		1024119	0		753821	-4960	Bullish	Bullish	19.21	21600	3.79	21,580.70	11:28:29	662449	-3717	Short C	1795923	6669		1133474	10386	Bullish	Bullish	89.97	48100	2.71	48,081.10
11:29:28	270298	0		1018859	-5260	Long UW	748561	-5260	Bullish	Bullish	16.98	21600	3.77	21,580.80	11:29:28	662449	0		1795923	0		1133474	0	Bullish	Bullish	84.68	48100	2.71	48,082.70
11:30:28	270298	0		1018859	0		748561	0	Bullish	Bullish	20.92	21600	3.77	21,588.25	11:30:28	662449	0		1795923	0		1133474	0	Bullish	Bullish	91.27	48100	2.71	48,080.20
11:31:28	277257	6959		1018453	-406		741196	-7365	Bullish	Bullish	22.07	21600	3.67	21,587.35	11:31:28	664482	2033		1808016	12093		1143534	10060	Bullish	Bullish	103.13	48100	2.72	48,081.30
11:32:28	277257	0		1018453	0		741196	0	Bullish	Bullish	21.23	21600	3.67	21,585.20	11:32:28	664482	0		1808016	0		1143534	0	Bullish	Bullish	86.77	48100	2.72	48,085.80
11:33:29	277257	0		1018453	0		741196	0	Bullish	Bullish	21.12	21600	3.67	21,589.40	11:33:29	664482	0		1808016	0		1143534	0	Bullish	Bullish	98.55	48100	2.72	48,109.40
11:34:30	278245	988		1021713	3260		743468	2272	Bullish	Bullish	21.85	21600	3.67	21,589.30	11:34:30	610086	-54396	Short C	1788393	-19623	Long UW	1178307	34773	Bullish	Bullish	117.06	48100	2.93	48,100.90
11:35:28	278245	0		1021713	0		743468	0	Bullish	Bullish	22.66	21600	3.67	21,589.70	11:35:28	610001	-85		1788393	0		1178392	85	Bullish	Bullish	114.00	48100	2.93	48,097.20
11:36:29	278245	0		1021713	0		743468	0	Bullish	Bullish	28.14	21600	3.67	21,590.50	11:36:29	610001	0		1788393	0		1178392	0	Bullish	Bullish	116.43	48100	2.93	48,094.35
11:37:28	268186	-10059	Short C	1030078	8365		761892	18424	Bullish	Bullish	23.55	21600	3.84	21,588.45	11:37:28	610001	0		1815291	26898		1205290	26898	Bullish	Bullish	113.42	48100	2.98	48,094.40
11:38:28	268186	0		1030078	0		761892	0	Bullish	Bullish	21.35	21600	3.84	21,588.35	11:38:28	607227	-2774	Short C	1815291	0		1208064	2774	Bullish	Bearish	89.60	48100	2.99	48,074.40
11:39:28	268186	0		1030078	0		761892	0	Bullish	Bullish	25.19	21600	3.84	21,591.30	11:39:28	607227	0		1815291	0		1208064	0	Bullish	Bullish	94.72	48100	2.99	48,082.40
11:40:28	260304	-7882	Short C	1030078	0		769774	7882	Bullish	Bullish	30.02	21600	3.96	21,591.85	11:40:28	599719	-7508	Short C	1815291	0		1215572	7508	Bullish	Bullish	103.01	48100	3.03	48,093.10
11:41:27	260304	0		1048357	18279		780553	18279	Bullish	Bullish	30.02	21600	4.03	21,589.70	11:41:27	599719	0		1827985	12694		1228266	12694	Bullish	Bullish	110.85	48100	3.05	48,090.90
11:42:28	260304	0		1048357	0		780553	0	Bullish	Bullish	27.91	21600	4.03	21,593.00	11:42:28	599719	0		1827985	0		1228266	0	Bullish	Bullish	102.99	48100	3.05	48,087.80
11:43:28	253779	-6525	Short C	1062097	13740		808318	20265	Bullish	Bullish	32.68	21600	4.19	21,591.40	11:43:28	599648	-71		1827985	0		1228337	71	Bullish	Bullish	108.42	48100	3.05	48,098.15
11:44:29	253779	0		1062097	0		808318	0	Bullish	Bearish	25.35	21600	4.19	21,585.35	11:44:29	599738	90		1847923	19938		1248185	19848	Bullish	Bullish	94.26	48100	3.08	48,086.95
11:45:29	253779	0		1062097	0		808318	0	Bullish	Bullish	24.50	21600	4.19	21,586.35	11:45:29	599738	0		1847923	0		1248185	0	Bullish	Bearish	87.31	48100	3.08	48,081.25
11:46:29	253779	0		1057155	-4942	Long UW	803376	-4942	Bullish	Bearish	20.56	21600	4.17	21,581.40	11:46:29	599738	0		1831622	-16301	Long UW	1231884	-16301	Bullish	Bearish	76.53	48100	3.05	48,065.55
11:47:28	254789	1010		1057155	0		802366	-1010	Bullish	Bearish	18.26	21600	4.15	21,579.20	11:47:28	606883	7145		1831622	0		1224739	-7145	Bullish	Bearish	67.95	48100	3.02	48,066.00
11:48:30	254789	0		1057155	0		802366	0	Bullish	Bearish	21.37	21600	4.15	21,582.75	11:48:30	606883	0		1831622	0		1224739	0	Bullish	Bearish	82.58	48100	3.02	48,071.75
11:49:29	254789	0		1061257	4102		806468	4102	Bullish	Bearish	21.37	21600	4.17	21,581.00	11:49:29	627549	20666		1838798	7176		1211249	-13490	Bullish	Bearish	82.58	48100	2.93	48,072.50
11:50:28	255882	1093		1061257	0		805375	-1093	Bullish	Bearish	17.40	21600	4.15	21,579.20	11:50:28	627545	-4		1844640	5842		1217095	5846	Bullish	Bearish	70.77	48100	2.94	48,052.70
11:51:26	255882	0		1061257	0		805375	0	Bullish	Bearish	17.40	21600	4.15	21,578.55	11:51:26	627545	0		1844640	0		1217095	0	Bullish	Bearish	65.27	48100	2.94	48,056.05
11:52:28	257534	1652		1058965	-2292	Long UW	801431	-3944	Bullish	Bearish	17.66	21600	4.11	21,580.95	11:52:28	609588	-17957	Short C	1844640	0		1235052	17957	Bullish	Bearish	65.75	48100	3.03	48,050.70
11:53:30	257534	0		1058965	0		801431	0	Bullish	Bearish	21.08	21600	4.11	21,583.15	11:53:30	609561	-27		1858951	14311		1249390	14338	Bullish	Bearish	70.53	48100	3.05	48,058.15
11:54:28	257534	0		1058965	0		801431	0	Bullish	Bearish	20.94	21600	4.11	21,583.75	11:54:28	609561	0		1858951	0		1249390	0	Bullish	Bearish	89.58	48100	3.05	48,077.00
11:55:28	257534	0		1058965	0		801431	0	Bullish	Bearish	24.56	21600	4.11	21,583.80	11:55:28	609561	0		1874008	15057		1264447	15057	Bullish	Bearish	100.29	48100	3.07	48,076.45
11:56:29	256478	-1056																											

Nifty ATM	Nifty Spot	Nifty Pre O	Nifty Open	Nifty High	Nifty Low	India VIX	Current Expiry	Exp High	21,672.70	-3.05	Breakout	Resistanc	22000	BN ATM	BN Spot	BN Pre CL	BN Open	BN High	BN Low	India VIX	Wednesday	Exp High	48,207.90	-139.75	Breakout	Resistanc	49000		
21650	21,654.75	21441.35	21,497.65	21,675.75	21,495.80	15.56	2023-12-28	Exp Low	21,322.60	173.20	Not Break	Support	21500	48300	48,282.20	47,724.85	47,818.50	48,347.65	47,806.70	15.56		Exp Low	47,429.10	377.60	Not Break	Support	48000		
Time	Call COI (Bearish ▼)	Call COI (+▲-▼)	Short Covering	Put COI (Bullish ▲)	Put COI (+▲-▼)	Long UW	NET Oi	+▲-▼	Net Oi Signal	Price Action Signal	VWAP Diff	Strike	Nifty PCR	Nifty LTP	Time	Call COI (Bearish ▼)	Call COI (+▲-▼)	Short Covering	Put COI (Bullish ▲)	Put COI (+▲-▼)	Long Unwinding	NET Oi	+▲-▼	Net Oi Signal	Price Action Signal	VWAP Diff	Strike	BN PCR	BN LTP
12:21:28	189143	0		1068626	0		879483	0	Bullish	Bearish	11.15	21550	5.65	21,571.05	12:21:28	271050	0		2039827	0		1768777	0	Bullish	Bearish	160.14	48200	7.53	48,166.25
12:22:28	189143	0		1068626	0		879483	0	Bullish	Bearish	9.71	21550	5.65	21,568.90	12:22:28	271050	0		2037186	-2641	Long UW	1766136	-2641	Bullish	Bearish	146.21	48100	7.52	48,138.65
12:23:28	202444	13301		1057776	-10850	Long UW	855332	-24151	Bullish	Bearish	10.17	21550	5.23	21,567.45	12:23:28	294181	23131		2037186	0		1743005	-23131	Bullish	Bearish	151.20	48100	6.92	48,149.45
12:24:28	202444	0		1057776	0		855332	0	Bullish	Bearish	0.68	21550	5.23	21,554.65	12:24:28	294181	0		2037186	0		1743005	0	Bullish	Bearish	127.03	48100	6.92	48,138.25
12:25:28	210488	8044		991082	-66694	Long UW	780594	-74738	Bullish	Bearish	-22.20	21550	4.71	21,547.85	12:25:28	294181	0		1930752	-106434	Long UW	1636571	-106434	Bullish	Bearish	52.27	48100	6.56	48,079.50
12:26:28	210488	0		991082	0		780594	0	Bullish	Bearish	-22.22	21550	4.71	21,547.40	12:26:28	305872	11691		1930752	0		1624880	-11691	Bullish	Bearish	22.74	48100	6.31	48,057.85
12:27:28	210488	0		991082	0		780594	0	Bullish	Bearish	-8.73	21550	4.71	21,546.95	12:27:28	305872	0		1930752	0		1624880	0	Bullish	Bearish	42.38	48100	6.31	48,076.65
12:28:28	236106	25618		953709	-37373	Long UW	717603	-62991	Bullish	Bearish	-16.55	21550	4.04	21,550.30	12:28:28	305872	0		1930752	0		1624880	0	Bullish	Bearish	25.85	48100	6.31	48,069.85
12:29:28	236106	0		953709	0		717603	0	Bullish	Bearish	-13.40	21550	4.04	21,552.30	12:29:28	331151	25279		1866666	-64086	Long UW	1535515	-89365	Bullish	Bearish	25.25	48100	5.64	48,079.85
12:30:28	236106	0		953709	0		717603	0	Bullish	Bearish	-9.49	21550	4.04	21,545.30	12:30:28	331151	0		1866666	0		1535515	0	Bullish	Bearish	29.72	48100	5.64	48,051.55
12:31:49	249537	13431		949474	-4235	Long UW	699937	-17666	Bullish	Bearish	-21.40	21550	3.8	21,526.40	12:31:49	369449	38298		1880752	14086		1511303	-24212	Bullish	Bearish	-21.87	48000	5.09	48,020.15
12:32:28	249537	0		949474	0		699937	0	Bullish	Bearish	-21.40	21550	3.8	21,526.40	12:32:28	369449	0		1880752	0		1511303	0	Bullish	Bearish	-21.87	48000	5.09	48,020.15
12:33:29	249537	0		949474	0		699937	0	Bullish	Bearish	-35.28	21550	3.8	21,526.80	12:33:29	369449	0		1880752	0		1511303	0	Bullish	Bearish	-61.63	48000	5.09	47,997.00
12:34:28	249537	0		880313	-69161	Long UW	630776	-69161	Bullish	Bearish	-31.69	21550	3.53	21,530.15	12:34:28	369449	0		1787103	-93649	Long UW	1417654	-93649	Bullish	Bearish	-27.18	48000	4.84	48,014.85
12:35:28	256897	7360		880313	0		623416	-7360	Bullish	Bearish	-31.69	21550	3.43	21,531.55	12:35:28	408221	38772		1787103	0		1378882	-38772	Bullish	Bearish	-25.52	48000	4.38	48,019.25
12:36:28	256897	0		880313	0		623416	0	Bullish	Bearish	-25.27	21550	3.43	21,547.45	12:36:28	408221	0		1787103	0		1378882	0	Bullish	Bearish	-5.14	48100	4.38	48,056.00
12:37:28	270058	13161		880313	0		610255	-13161	Bullish	Bearish	-18.14	21550	3.26	21,547.05	12:37:28	413839	5618		1787103	0		1373264	-5618	Bullish	Bearish	0.76	48100	4.32	48,053.05
12:38:28	270058	0		870905	-9408	Long UW	600847	-9408	Bullish	Bearish	-16.05	21550	3.22	21,547.30	12:38:28	413839	0		1769599	-17504	Long UW	1355760	-17504	Bullish	Bearish	9.18	48100	4.28	48,051.60
12:39:28	270058	0		870905	0		600847	0	Bullish	Bullish	-8.81	21550	3.22	21,556.60	12:39:28	413839	0		1769599	0		1355760	0	Bullish	Bullish	14.13	48100	4.28	48,068.00
12:40:29	264030	-6028	Short C	870905	0		606875	6028	Bullish	Bullish	-0.37	21550	3.3	21,557.10	12:40:29	394584	-19255	Short C	1769599	0		1375015	19255	Bullish	Bearish	39.17	48100	4.48	48,066.70
12:41:28	264030	0		863272	-7633	Long UW	599242	-7633	Bullish	Bullish	-8.31	21550	3.27	21,554.25	12:41:28	394575	-9		1801780	32181		1407205	32190	Bullish	Bearish	13.21	48100	4.57	48,056.50
12:42:28	264030	0		863272	0		599242	0	Bullish	Bullish	-8.88	21550	3.27	21,555.85	12:42:28	394575	0		1801780	0		1407205	0	Bullish	Bearish	18.83	48100	4.57	48,054.90
12:43:29	264030	0		861179	-2093	Long UW	597149	-2093	Bullish	Bullish	-8.99	21550	3.26	21,559.00	12:43:29	394575	0		1814025	12245		1419450	12245	Bullish	Bearish	-5.24	48000	4.6	48,044.80
12:44:29	266700	2670		861179	0		594479	-2670	Bullish	Bullish	-3.00	21550	3.23	21,560.65	12:44:29	405691	11116		1814025	0		1408334	-11116	Bullish	Bullish	12.81	48100	4.47	48,050.65
12:45:29	266700	0		861179	0		594479	0	Bullish	Bullish	-8.78	21550	3.23	21,559.90	12:45:29	405691	0		1814025	0		1408334	0	Bullish	Bullish	-2.04	48000	4.47	48,032.45
12:46:28	274243	7543		858888	-2291	Long UW	584645	-9834	Bullish	Bullish	-12.75	21550	3.13	21,560.05	12:46:28	405691	0		1814025	0		1408334	0	Bullish	Bullish	-9.83	48000	4.47	48,021.95
12:47:28	274243	0		858888	0		584645	0	Bullish	Bullish	-8.01	21550	3.13	21,562.50	12:47:28	427814	22123		1829132	15107		1401318	-7016	Bullish	Bullish	2.92	48000	4.28	48,048.50
12:48:29	274243	0		858888	0		584645	0	Bullish	Bullish	-7.49	21550	3.13	21,561.45	12:48:29	427814	0		1829132	0		1401318	0	Bullish	Bullish	-22.08	48000	4.28	48,037.90
12:49:28	275291	1048		858888	0		583597	-1048	Bullish	Bullish	-5.82	21550	3.12	21,566.60	12:49:28	441219	13405		1829132	0		1387913	-13405	Bullish	Bearish	-1.01	48100	4.15	48,050.60
12:50:28	275291	0		866444	7556		591153	7556	Bullish	Bullish	-1.62	21550	3.15	21,569.05	12:50:28	441219	0		1840155	11023		1398936	11023	Bullish	Bearish	0.78	48000	4.17	48,046.45
12:51:28	275291	0		866444	0		591153	0	Bullish	Bullish	2.42	21550	3.15	21,571.60	12:51:28	441219	0		1840155	0		1398936	0	Bullish	Bullish	11.94	48100	4.17	48,057.90
12:52:28	275291	0		876172	9728		600881	9728	Bullish	Bullish	6.90	21550	3.18	21,573.40	12:52:28	441219	0		1850638	10483		1409419	10483	Bullish	Bearish	12.93	48000	4.19	48,049.40
12:53:28	264010	-11281	Short C	876172	0		612162	11281	Bullish	Bullish	3.98	21550	3.32	21,570.50	12:53:28	455938	14719		1850638	0		1394700	-14719	Bullish	Bearish	1.31	48100	4.06	48,052.20
12:54:28	264010	0		876172	0		612162	0	Bullish	Bullish	4.83	21550	3.32	21,574.80	12:54:28	455938	0		1850638	0		1394700	0	Bullish	Bullish	26.88	48100	4.06	48,062.30
12:55:28	264010	0		876172	0		612162	0	Bullish	Bullish	17.59	21600	3.32	21,576.15	12:55:28	455938	0		1850638	0		1394700	0	Bullish	Bullish	37.85	48100	4.06	48,079.10
12:56:29	246030	-17980	Short C	897144	20972		651114	38952	Bullish	Bullish	11.71	21600	3.65	21,577.10	12:56:29	444549	-11389	Short C	1841107	-9531	Long UW	1396558	1858	Bullish	Bullish	27.24	48100	4.14	48,068.90
12:57:28	246030	0		897144	0		651114	0	Bullish	Bullish	10.70	21550	3.65	21,573.30	12:57:28	444549	0		1841107	0		1396558	0	Bullish	Bullish	15.10	48100	4.14	48,069.20
12:58:28	252693	6663		897144	0		644451	-6663																					

Nifty ATM	Nifty Spot	Nifty Pre CL	Nifty Open	Nifty High	Nifty Low	India VIX	Current Expiry	Exp High	21,672.70	-3.05	Breakout	Resistanc	22000	BN ATM	BN Spot	BN Pre CL	BN Open	BN High	BN Low	India VIX	Wednesday	Exp High	48,207.90	-139.75	Breakout	Resistanc	49000		
21650	21,654.75	21441.35	21,497.65	21,675.75	21,495.80	15.56	2023-12-28	Exp Low	21,322.60	173.20	Not Break	Support	21500	48300	48,282.20	47,724.85	47,818.50	48,347.65	47,806.70	15.56		Exp Low	47,429.10	377.60	Not Break	Support	48000		
Time	Call COI (Bearish ▼)	Call COI (+▲-▼)	Short Covering	Put COI (Bullish ▲)	Put COI (+▲-▼)	Long UW	NET Oi	+▲-▼	Net Oi Signal	Price Action Signal	VWAP Diff	Strike	Nifty PCR	Nifty LTP	Time	Call COI (Bearish ▼)	Call COI (+▲-▼)	Short Covering	Put COI (Bullish ▲)	Put COI (+▲-▼)	Long Unwinding	NET Oi	+▲-▼	Net Oi Signal	Price Action Signal	VWAP Diff	Strike	BN PCR	BN LTP
13:23:28	292653	0	0	905560	13223		612907	13223	Bullish	Bullish	-12.28	21550	3.09	21,534.70	13:23:28	600663	0	0	1771398	0		1170735	0	Bullish	Bullish	-56.07	48000	2.95	47,968.05
13:24:29	292653	0	0	905560	0		612907	0	Bullish	Bullish	-11.39	21550	3.09	21,536.60	13:24:29	600663	0	0	1771398	0		1170735	0	Bullish	Bullish	-52.56	48000	2.95	47,963.40
13:25:29	292653	0	0	905560	0		612907	0	Bullish	Bullish	-11.31	21550	3.09	21,535.20	13:25:29	620908	20245	0	1771398	0		1150490	-20245	Bullish	Bearish	-55.34	48000	2.85	47,961.60
13:26:28	292723	70	0	910993	5433		618270	5363	Bullish	Bearish	-8.62	21550	3.11	21,539.00	13:26:28	620758	-150	0	1774262	2864		1153504	3014	Bullish	Bearish	-46.58	48000	2.86	47,986.10
13:27:28	292723	0	0	910993	0		618270	0	Bullish	Bullish	-1.39	21550	3.11	21,543.60	13:27:28	620758	0	0	1774262	0		1153504	0	Bullish	Bullish	-21.46	48000	2.86	48,003.30
13:28:28	292723	0	0	915724	4731		623001	4731	Bullish	Bullish	-2.18	21550	3.13	21,542.00	13:28:28	620758	0	0	1774262	0		1153504	0	Bullish	Bullish	-10.19	48000	2.86	48,004.65
13:29:29	294895	2172	0	915724	0		620829	-2172	Bullish	Bullish	-4.82	21550	3.11	21,539.50	13:29:29	610519	-10239	Short C	1718981	-55281	Long UW	1108462	-45042	Bullish	Bullish	-36.07	48000	2.82	47,984.15
13:30:29	294895	0	0	915724	0		620829	0	Bullish	Bearish	-11.38	21550	3.11	21,531.35	13:30:29	610519	0	0	1718981	0		1108462	0	Bullish	Bearish	-49.64	48000	2.82	47,962.70
13:31:28	300058	5163	0	915724	0		615666	-5163	Bullish	Bearish	-11.40	21550	3.05	21,532.10	13:31:28	610519	0	0	1718981	0		1108462	0	Bullish	Bullish	-53.22	48000	2.82	47,966.15
13:32:34	300058	0	0	919300	3576		619242	3576	Bullish	Bearish	-17.95	21550	3.06	21,527.95	13:32:34	630693	20174	0	1729406	10425		1098713	-9749	Bullish	Bullish	-61.05	48000	2.74	47,973.10
13:33:28	300058	0	0	919300	0		619242	0	Bullish	Bearish	-11.50	21550	3.06	21,530.45	13:33:28	630693	0	0	1729406	0		1098713	0	Bullish	Bullish	-37.16	48000	2.74	47,984.20
13:34:28	307537	7479	0	925839	6539		618302	-940	Bullish	Bullish	-11.30	21550	3.01	21,530.35	13:34:28	630693	0	0	1730931	1525		1100238	1525	Bullish	Bullish	-45.59	48000	2.74	47,977.10
13:35:28	307537	0	0	925839	0		618302	0	Bullish	Bearish	-17.48	21550	3.01	21,525.90	13:35:28	633685	2992	0	1730931	0		1097246	-2992	Bullish	Bullish	-50.55	48000	2.73	47,970.85
13:36:28	307537	0	0	925839	0		618302	0	Bullish	Bearish	-19.38	21550	3.01	21,525.65	13:36:28	633685	0	0	1730931	0		1097246	0	Bullish	Bearish	-60.54	48000	2.73	47,964.80
13:37:29	307537	0	0	917560	-8279	Long UW	610023	-8279	Bullish	Bearish	-23.17	21500	2.98	21,523.75	13:37:29	643661	9976	0	1730931	0		1087270	-9976	Bullish	Bearish	-73.03	48000	2.69	47,960.90
13:38:28	321006	13469	0	917560	0		596554	-13469	Bullish	Bearish	-33.72	21500	2.86	21,511.45	13:38:28	643670	9	0	1741925	10994		1098255	10985	Bullish	Bearish	-108.31	47900	2.71	47,902.75
13:39:28	321006	0	0	917560	0		596554	0	Bullish	Bearish	-36.35	21500	2.86	21,511.40	13:39:28	643670	0	0	1741925	0		1098255	0	Bullish	Bearish	-156.25	47900	2.71	47,905.50
13:40:29	321006	0	0	868283	-49277	Long UW	547277	-49277	Bullish	Bearish	-37.68	21500	2.7	21,514.45	13:40:29	643670	0	0	1741925	0		1098255	0	Bullish	Bearish	-152.40	47900	2.71	47,893.50
13:41:29	338604	17598	0	868283	0		529679	-17598	Bullish	Bearish	-27.10	21500	2.56	21,522.40	13:41:29	648308	4638	0	1564944	-176981	Long UW	916636	-181619	Bullish	Bearish	-115.88	47900	2.41	47,930.90
13:42:28	338604	0	0	868283	0		529679	0	Bullish	Bearish	-22.27	21500	2.56	21,522.00	13:42:28	648308	0	0	1564944	0		916636	0	Bullish	Bearish	-119.87	47900	2.41	47,914.90
13:43:28	346816	8212	0	868283	0		521467	-8212	Bullish	Bearish	-26.10	21500	2.5	21,520.40	13:43:28	648308	0	0	1564944	0		916636	0	Bullish	Bearish	-115.89	47900	2.41	47,921.35
13:44:27	346816	0	0	869404	1121		522588	1121	Bullish	Bearish	-21.45	21550	2.51	21,529.25	13:44:27	673162	24854	0	1548026	-16918	Long UW	874864	-41772	Bullish	Bearish	-119.65	47900	2.3	47,934.65
13:45:28	346816	0	0	869404	0		522588	0	Bullish	Bullish	-14.40	21550	2.51	21,531.50	13:45:28	673162	0	0	1548026	0		874864	0	Bullish	Bearish	-95.53	47900	2.3	47,941.05
13:46:29	346730	-86	0	869404	0		522674	86	Bullish	Bullish	-12.91	21550	2.51	21,532.75	13:46:29	673162	0	0	1537279	-10747	Long UW	864117	-10747	Bullish	Bearish	-84.36	48000	2.28	47,955.35
13:47:30	346832	102	0	876965	7561		530133	7459	Bullish	Bullish	-15.84	21550	2.53	21,532.40	13:47:30	679420	6258	0	1537279	0		857859	-6258	Bullish	Bearish	-102.56	47900	2.26	47,933.40
13:48:28	346832	0	0	876965	0		530133	0	Bullish	Bullish	-13.80	21550	2.53	21,533.50	13:48:28	679420	0	0	1537279	0		857859	0	Bullish	Bearish	-84.60	47900	2.26	47,937.90
13:49:28	346832	0	0	886725	9760		539893	9760	Bullish	Bullish	-12.97	21550	2.56	21,530.95	13:49:28	679420	0	0	1537279	0		857859	0	Bullish	Bearish	-97.79	47900	2.26	47,928.05
13:50:28	355690	8858	0	886725	0		531035	-8858	Bullish	Bullish	-3.88	21550	2.49	21,539.95	13:50:28	690928	11508	0	1573813	36534		882885	25026	Bullish	Bullish	-54.67	48000	2.28	47,974.45
13:51:30	355690	0	0	886725	0		531035	0	Bullish	Bullish	2.22	21550	2.49	21,543.85	13:51:30	690928	0	0	1573813	0		882885	0	Bullish	Bullish	-5.39	48000	2.28	47,988.35
13:52:28	337281	-18409	Short C	886725	0		549444	18409	Bullish	Bullish	1.51	21550	2.63	21,547.45	13:52:28	690928	0	0	1573813	0		882885	0	Bullish	Bullish	0.17	48000	2.28	47,993.60
13:53:31	337281	0	0	894927	8202		557646	8202	Bullish	Bullish	3.69	21550	2.65	21,546.40	13:53:31	619250	-71678	Short C	1543626	-30187	Long UW	924376	41491	Bullish	Bullish	9.42	48000	2.49	47,986.70
13:54:28	337281	0	0	894927	0		557646	0	Bullish	Bullish	-2.81	21550	2.65	21,540.45	13:54:28	619250	0	0	1543626	0		924376	0	Bullish	Bullish	-11.01	48000	2.49	47,968.90
13:55:28	335609	-1672	Short C	912688	17761		577079	19433	Bullish	Bullish	-3.05	21550	2.72	21,537.30	13:55:28	619250	0	0	1543626	0		924376	0	Bullish	Bullish	-27.03	48000	2.49	47,969.95
13:56:29	335609	0	0	912688	0		577079	0	Bullish	Bullish	-7.69	21550	2.72	21,535.75	13:56:29	583070	-36180	Short C	1566875	23249		983805	59429	Bullish	Bullish	-32.39	48000	2.69	47,970.40
13:57:31	335609	0	0	912688	0		577079	0	Bullish	Bullish	-2.78	21550	2.72	21,539.85	13:57:31	583070	0	0	1566875	0		983805	0	Bullish	Bullish	-25.85	48000	2.69	47,969.30
13:58:28	335609	0	0	912688	0		577079	0	Bullish	Bullish	-1.53	21550	2.72	21,543.40	13:58:28	607373	24303	0	1566875	0		959502	-24303	Bullish	Bullish	-33.32	48000	2.58	47,979.20
13:59:28	335811	202	0	924300	11612		588489	11410	Bullish	Bullish	8.15	21550	2.75	21,547.15	13:59:28	607373	0	0	1566247	-628		958874	-628	Bullish	Bullish	-5.24	48000	2.58	47,994.00

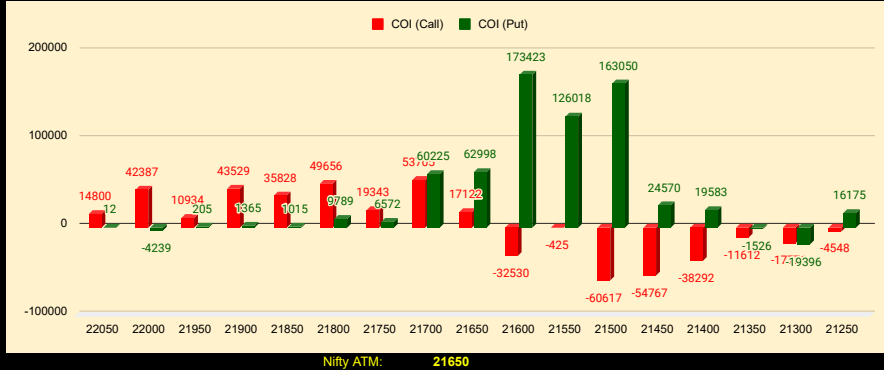
Nifty ATM	Nifty Spot	Nifty Pre C	Nifty Open	Nifty High	Nifty Low	India VIX	Current Expiry	Exp High	21,672.70	-3.05	Breakeout	Resistanc	22000	BN ATM	BN Spot	BN Pre CL	BN Open	BN High	BN Low	India VIX	Wednesday	Exp High	48,207.90	-139.75	Breakeout	Resistanc	49000		
21650	21,654.75	21441.35	21,497.65	21,675.75	21,495.80	15.56	2023-12-28	Exp Low	21,322.60	173.20	Not Break	Support	21500	48300	48,282.20	47,724.85	47,818.50	48,347.65	47,806.70	15.56		Exp Low	47,429.10	377.60	Not Break	Support	48000		
Time	Call COI (Bearish ▼)	Call COI (+▲▼)	Short Covering	Put COI (Bullish ▲)	Put COI (+▲▼)	Long UW	NET Oi	+▲▼	Net Oi Signal	Price Action Signal	VWAP Diff	Strike	Nifty PCR	Nifty LTP	Time	Call COI (Bearish ▼)	Call COI (+▲▼)	Short Covering	Put COI (Bullish ▲)	Put COI (+▲▼)	Long Unwinding	NET Oi	+▲▼	Net Oi Signal	Price Action Signal	VWAP Diff	Strike	BN PCR	BN LTP
14:25:28	303365	-6043	Short C	952471	0		649106	6043	Bullish	Bearish	5.83	21550	3.14	21,554.20	14:25:28	623699	-2398	Short C	1597850	0		974151	2398	Bullish	Bearish	4.46	48000	2.56	47,984.65
14:26:28	303365	0		958840	6369		655475	6369	Bullish	Bearish	13.25	21550	3.16	21,557.75	14:26:28	623678	-21		1620888	23038		997210	23059	Bullish	Bearish	25.98	48000	2.6	48,007.40
14:27:28	303365	0		958840	0		655475	0	Bullish	Bearish	8.32	21550	3.16	21,553.30	14:27:28	623678	0		1620888	0		997210	0	Bullish	Bearish	7.87	48000	2.6	47,985.90
14:28:28	303365	0		958840	0		655475	0	Bullish	Bearish	9.30	21550	3.16	21,553.45	14:28:28	623678	0		1637772	16884		1014094	16884	Bullish	Bearish	8.10	48000	2.63	47,981.90
14:29:29	306659	3294		974258	15418		667599	12124	Bullish	Bullish	11.46	21550	3.18	21,560.20	14:29:29	627533	3855		1653460	15688		1025927	11833	Bullish	Bearish	15.69	48000	2.63	48,008.45
14:30:31	306659	0		974258	0		667599	0	Bullish	Bullish	11.46	21550	3.18	21,558.80	14:30:31	627533	0		1653460	0		1025927	0	Bullish	Bullish	10.73	48000	2.63	48,025.90
14:31:28	306659	0		972383	-1875	Long UW	665724	-1875	Bullish	Bullish	11.46	21550	3.17	21,563.20	14:31:28	627533	0		1653460	0		1025927	0	Bullish	Bullish	10.73	48000	2.63	48,030.85
14:32:29	303651	-3008	Short C	972383	0		668732	3008	Bullish	Bearish	18.06	21550	3.2	21,561.80	14:32:29	632917	5384		1625478	-27982	Long UW	992561	-33366	Bullish	Bearish	20.92	48000	2.57	48,027.30
14:33:28	303651	0		972383	0		668732	0	Bullish	Bearish	11.03	21550	3.2	21,559.25	14:33:28	632917	0		1625478	0		992561	0	Bullish	Bearish	0.71	48000	2.57	48,020.95
14:34:29	298968	-4683	Short C	972383	0		673415	4683	Bullish	Bearish	1.51	21550	3.25	21,555.35	14:34:29	632917	0		1625478	0		992561	0	Bullish	Bearish	-48.58	48000	2.57	47,991.25
14:35:30	298968	0		966674	-5709	Long UW	667706	-5709	Bullish	Bearish	9.55	21550	3.23	21,555.35	14:35:30	608878	-24039	Short C	1621998	-3480	Long UW	1013120	20559	Bullish	Bearish	-13.81	48000	2.66	47,991.25
14:36:28	298968	0		966674	0		667706	0	Bullish	Bullish	12.38	21550	3.23	21,563.10	14:36:28	608967	89		1621998	0		1013031	-89	Bullish	Bearish	3.01	48000	2.66	48,036.60
14:37:28	298968	0		966674	0		667706	0	Bullish	Bullish	13.40	21550	3.23	21,565.70	14:37:28	603188	-5779	Short C	1621998	0		1018810	5779	Bullish	Bullish	11.70	48000	2.69	48,048.10
14:38:28	304867	5899		978765	12091		673898	6192	Bullish	Bullish	30.18	21550	3.21	21,574.60	14:38:28	603188	0		1615632	-6366	Long UW	1012444	-6366	Bullish	Bullish	58.26	48100	2.68	48,086.65
14:39:28	304867	0		978765	0		673898	0	Bullish	Bullish	28.73	21550	3.21	21,574.10	14:39:28	603188	0		1615632	0		1012444	0	Bullish	Bullish	42.02	48100	2.68	48,075.20
14:40:28	304867	0		978765	0		673898	0	Bullish	Bullish	33.69	21550	3.21	21,574.20	14:40:28	603188	0		1615632	0		1012444	0	Bullish	Bullish	43.61	48100	2.68	48,064.40
14:41:28	265825	-39042	Short C	966934	-11831	Long UW	701109	27211	Bullish	Bullish	40.32	21600	3.64	21,579.35	14:41:28	586255	-16563	Short C	1605747	-9885	Long UW	1019122	6678	Bullish	Bullish	55.56	48100	2.74	48,078.80
14:42:29	265825	0		966934	0		701109	0	Bullish	Bullish	42.49	21600	3.64	21,577.30	14:42:29	586625	0		1605747	0		1019122	0	Bullish	Bullish	54.86	48100	2.74	48,073.40
14:43:29	265825	0		966934	0		701109	0	Bullish	Bullish	38.74	21600	3.64	21,577.65	14:43:29	586625	0		1605747	0		1019122	0	Bullish	Bullish	57.16	48100	2.74	48,083.70
14:44:28	214612	-51213	Short C	976317	9383		761705	60596	Bullish	Bullish	44.50	21600	4.55	21,586.30	14:44:28	538440	-48185	Short C	1606262	515		1067822	48700	Bullish	Bullish	88.89	48100	2.98	48,117.45
14:45:28	214612	0		976317	0		761705	0	Bullish	Bullish	44.14	21600	4.55	21,582.55	14:45:28	538440	0		1606262	0		1067822	0	Bullish	Bullish	130.19	48100	2.98	48,113.60
14:46:30	214612	0		976317	0		761705	0	Bullish	Bullish	50.23	21600	4.55	21,586.10	14:46:30	538440	0		1606262	0		1067822	0	Bullish	Bullish	148.98	48100	2.98	48,127.40
14:47:32	185621	-28991	Short C	985562	9245		799941	38236	Bullish	Bullish	43.06	21600	5.31	21,589.40	14:47:32	374673	-163767	Short C	1632428	26166		1257755	189933	Bullish	Bullish	149.36	48100	4.36	48,142.40
14:48:28	185621	0		985562	0		799941	0	Bullish	Bullish	48.84	21600	5.31	21,589.05	14:48:28	374673	0		1632428	0		1257755	0	Bullish	Bullish	140.08	48100	4.36	48,129.60
14:49:29	183691	-1930	Short C	985562	0		801871	1930	Bullish	Bullish	51.00	21600	5.37	21,589.80	14:49:29	374673	0		1669932	37504		1295259	37504	Bullish	Bullish	141.43	48100	4.46	48,126.55
14:50:30	183691	0		997802	12240		814111	12240	Bullish	Bullish	50.25	21600	5.43	21,596.25	14:50:30	370765	-3908	Short C	1669932	0		1299167	3908	Bullish	Bullish	153.37	48200	4.5	48,155.10
14:51:30	183691	0		997802	0		814111	0	Bullish	Bullish	54.51	21600	5.43	21,593.00	14:51:30	370765	0		1669932	0		1299167	0	Bullish	Bullish	153.37	48200	4.5	48,151.50
14:52:28	183691	0		997802	0		814111	0	Bullish	Bullish	43.73	21600	5.43	21,589.80	14:52:28	336781	-33984	Short C	1669932	0		1333151	33984	Bullish	Bullish	166.49	48200	4.96	48,153.65
14:53:29	165155	-18536	Short C	988750	-9052	Long UW	823595	9484	Bullish	Bullish	35.55	21600	5.99	21,585.65	14:53:29	336819	38		1648887	-21045	Long UW	1312068	-21083	Bullish	Bullish	127.53	48100	4.9	48,140.00
14:54:28	165155	0		988750	0		823595	0	Bullish	Bullish	38.09	21600	5.99	21,583.45	14:54:28	336819	0		1648887	0		1312068	0	Bullish	Bullish	138.13	48100	4.9	48,141.75
14:55:29	165155	0		988750	0		823595	0	Bullish	Bullish	42.89	21600	5.99	21,586.50	14:55:29	312218	-24601	Short C	1648887	0		1336669	24601	Bullish	Bullish	145.85	48100	5.28	48,148.50
14:56:28	161843	-3312	Short C	989352	602		827509	3914	Bullish	Bullish	50.16	21600	6.11	21,591.40	14:56:28	312109	-109		1651874	2987		1339765	3096	Bullish	Bullish	151.21	48200	5.29	48,159.30
14:57:29	161843	0		989352	0		827509	0	Bullish	Bullish	43.59	21600	6.11	21,586.90	14:57:29	312109	0		1651874	0		1339765	0	Bullish	Bullish	135.44	48100	5.29	48,139.70
14:58:28	161843	0		989352	0		827509	0	Bullish	Bullish	37.63	21600	6.11	21,584.45	14:58:28	298953	-13156	Short C	1634276	-17598	Long UW	1335323	-4442	Bullish	Bullish	107.96	48100	5.47	48,139.25
14:59:28	156580	-5263	Short C	990988	1636		834408	6899	Bullish	Bearish	37.67	21600	6.33	21,582.25	14:59:28	298967	14		1634276	0		1335309	-14	Bullish	Bullish	112.90	48100	5.47	48,132.30
15:00:28	156580	0		990988	0		834408	0	Bullish	Bearish	33.75	21600	6.33	21,579.60	15:00:28	298967	0		1634276	0		1335309	0	Bullish	Bearish	105.16	48100	5.47	48,123.00
15:01:28	159343	2763		989435	-1553	Long UW	830092	-4316	Bullish	Bearish	33.75	21600	6.21	21,585.30	15:01:28	298967	0		1634276	0		1335309	0	Bullish	Bullish	105.16	48100	5.47	48,141.30
15:02:30	159343	0																											

Nifty ATM	Nifty LTP	Nifty Pre Cl	Nifty Open	Nifty High	Nifty Low	India VIX	Select Expiry	Exp High	21,672.70	-3.05	Breakout	BN ATM	BN LTP	BN Pre CL	BN Open	BN High	BN Low	India VIX	Wednesday	Exp High	48,207.90	-139.75	Breakout		
21650	21,654.75	21441.35	21,497.65	21,675.75	21,495.80	15.56	2023-12-28	Exp Low	21,322.60	173.20	Not Break	48300	48,282.20	47724.85	47,818.50	48,347.65	47,806.70	15.56		Exp Low	47,429.10	377.60	Not Break		
Call Time Value	Call OI	COI (Call)	Call Volume	OI Change	Call LTP	STRIKE	Put LTP	OI Change	Put Volume	COI (Put)	Put OI	Put Time Value	Call Time Value	Call OI	COI (Call)	Call Volume	OI Change	Call LTP	STRIKE	Put LTP	OI Change	Put Volume	COI (Put)	Put OI	Put Time Value
5.05	151059	43529	3442474	-1741	OTM 5.05	21900	ITM 215.1	250	16225	1365	2512	0.00	60.65	88658	6342	7273176	-256	OTM 60.65	48600	ITM 299.5	499	228078	6577	9610	0.00
10.25	106862	35828	3293278	-1586	OTM 10.25	21850	ITM 170.1	75	21921	1015	1460	0.00	90.90	194298	26717	1226179	-4358	OTM 90.9	48500	ITM 234.95	-276	1202259	59250	86724	17.15
19.30	176717	49656	4883227	712	OTM 19.3	21800	ITM 130.4	-384	207406	9789	13429	0.00	134.95	114377	42455	8382016	-4052	OTM 134.95	48400	ITM 173.3	433	1422615	36217	49582	55.50
33.00	81998	19343	4107418	1191	OTM 33	21750	ITM 93.7	-3553	238972	6572	8154	0.00	190.00	131870	44021	1023602	-5017	ATM 190	48300	ATM 130.9	-4720	3293714	73882	86858	113.10
54.00	158844	53705	6013188	-214	OTM 54	21700	ITM 65.95	2856	1263932	60225	70748	20.70	175.75	104747	3806	1211288	-7314	ITM 257.95	48200	OTM 97.5	-10651	6268107	99303	118855	97.50
78.25	80696	17122	4827157	-1157	ATM 83	21650	ATM 43.75	1207	1517821	62998	71417	43.75	144.15	47148	-21068	1054103	-4581	ITM 326.3	48100	OTM 71.1	-12551	8036939	92591	111552	71.10
61.95	116198	-32530	7885998	-3451	ITM 116.7	21600	OTM 29.45	-4595	5266622	173423	206402	29.45	124.80	152542	-58226	1443956	-248	ITM 407	48000	OTM 54	-13574	14335044	189607	263123	54.00
53.55	62639	-425	5151471	-2218	ITM 158.3	21550	OTM 20.35	-5372	5175281	126018	143096	20.35	121.80	39136	-46302	6638524	-677	ITM 504	47900	OTM 42.5	-10338	9160263	103611	147303	42.50
48.30	129201	-60617	4488903	-285	ITM 203.05	21500	OTM 15.7	-7711	6783409	163050	284369	15.70	106.40	29405	-67792	4472329	-1244	ITM 588.6	47800	OTM 33.15	-12174	8986850	46845	142502	33.15
46.70	27607	-54767	1016571	-529	ITM 251.45	21450	OTM 12.55	-4184	3232998	24570	96681	12.55	103.80	15818	-47158	1826503	-1809	ITM 686	47700	OTM 28.15	-4418	6259649	16232	120960	28.15
45.25	42076	-38292	868108	-1197	ITM 300	21400	OTM 10.7	-884	4142046	19583	177126	10.70	97.15	45050	-21283	780382	-161	ITM 779.3	47600	OTM 23.7	-16054	5294146	2453	133896	23.70
44.10	17036	-11612	150778	-45	ITM 348.85	21350	OTM 9.1	-1582	2483680	-1526	83553	9.10	99.70	45704	-42296	780423	-349	ITM 881.9	47500	OTM 20	-9760	6914583	31353	237031	20.00
43.00	28541	-17771	209645	-495	ITM 397.75	21300	OTM 7.55	-2894	3180817	-19396	176415	7.55	101.10	9663	-8009	133947	-213	ITM 983.3	47400	OTM 16.35	-5827	3947463	26691	113725	16.35
43.10	9802	-4548	23155	-36	ITM 447.85	21250	OTM 6.9	-2994	2007001	16175	88973	6.90	89.20	7526	-3454	55211	-83	ITM 1071.	47300	OTM 13.15	741	3339018	46884	114811	13.15
40.80	18087	-8950	53854	-92	ITM 495.55	21200	OTM 6.05	-3034	2664491	40135	159924	6.05	91.60	7362	-3690	32397	-101	ITM 1173.	47200	OTM 14	-5997	2912334	39358	113593	14.00
41.65	5851	-2119	6614	12	ITM 546.4	21150	OTM 5.05	-2550	1784930	35172	74827	5.05	86.50	9203	-4646	19987	-197	ITM 1268.	47100	OTM 12.6	-3951	2456814	26405	90633	12.60
38.80	14015	-2708	14893	-33	ITM 593.55	21100	OTM 4.7	-1012	1592577	32084	116847	4.70	80.20	33129	-7513	74914	-116	ITM 1362.	47000	OTM 11.5	-12118	4595854	92491	282217	11.50
	1227229	-145187									608945	1775933											989750	2222975	
19:47						27-Dec-2023 19:47:10	NIFTY NET OI	754132		Nifty50 PCR :	100			19:47						27-Dec-2023 19:47:10	BN NET OI	1197846		Bank Nifty PCR :	100

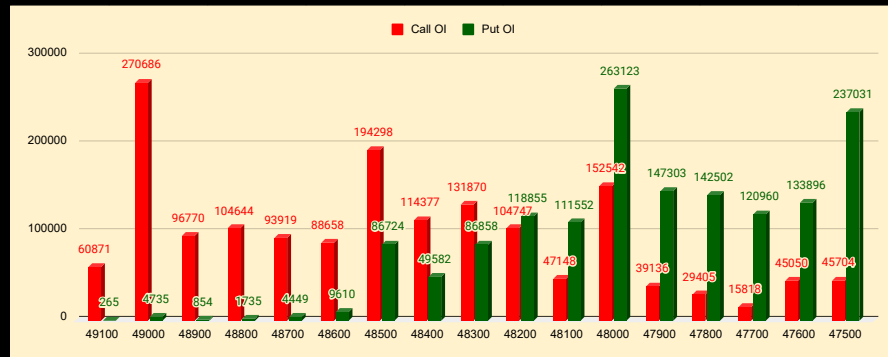
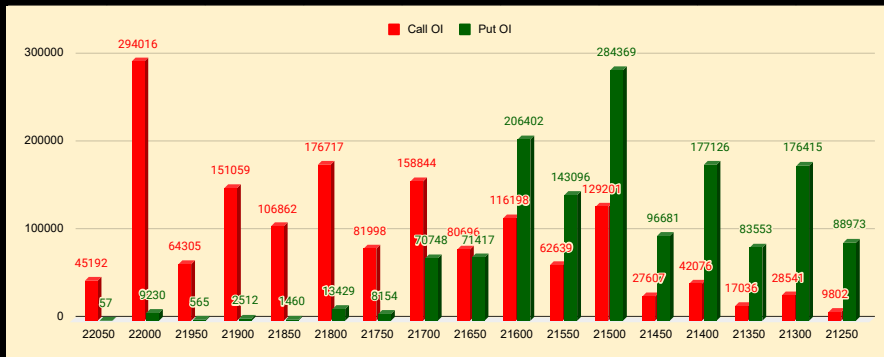
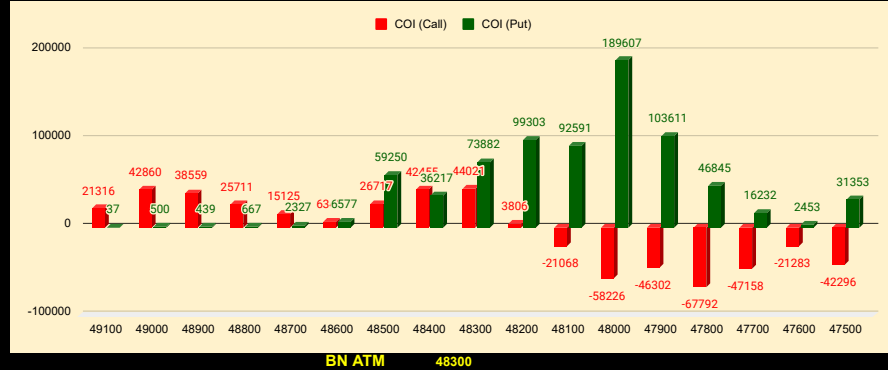
NIFTY 50

BANK NIFTY

27-Dec-2023 19:47:16 Wednesday



27-Dec-2023 19:47:16 Wednesday



Golden Rules using OiDeer

Avoid Signals of VWAP difference below 9-10 Points

9-10 प्वाइंट से नीचे VWAP अंतर के सिग्नल से बचें

PCR above 2 Strong Bullish & PCR Below 0.50 is Strong Bearish. If Call COI is negative then it will show 100 PCR and If Put COI is negative then it will show 0 PCR

PCR २ के ऊपर Strong बुलिश और PCR ०.५० के निचे स्ट्रॉंग बिअरिश। यदि कॉल COI नेगेटिव है तो यह 100 PCR दिखाएगा और यदि COI पुट नकारात्मक है तो यह 0 PCR दिखाएगा

Rule 1) Both Nifty and Bank Nifty Oi data should be in same direction. If One is Negative and other is positive then Avoid Trade because कौन किसको अपनी तरफ खिंचेगा ये कह नहीं सकते. Let Both Nifty and BN Oi data in Same direction then look for any Opportunity.

नियम 1) निफ्टी और बैंक निफ्टी दोनों डेटा एक ही दिशा में होने चाहिए। यदि एक नकारात्मक है और दूसरा सकारात्मक है तो व्यापार से बचें क्योंकि कौन किसको अपनी तरफ खिंचेगा ये कह नहीं सकते। निफ्टी और बीएन ओआई डेटा दोनों को एक ही दिशा में जाने दें और फिर किसी अवसर की तलाश करें।

Rule 2) Safe traders can wait for All Three Singals become Same color. If all Three Signals are not Same then Please Avoide Trade.

नियम 2) सुरक्षित ट्रेडर तीनों सिग्नल के एक ही रंग में आने का इंतजार कर सकते हैं। यदि तीनों संकेत समान नहीं हैं तो कृपया व्यापार से बचें।

Rule 3) Any upside movement should be supported by short Covering and any downside movement should be supported by Long unwinding.

नियम 3) किसी भी ऊपर की गतिविधि को शॉर्ट कवरींग द्वारा समर्थित किया जाना चाहिए और किसी भी नकारात्मक गतिविधि को लॉन्ग अनवाइंडिंग द्वारा समर्थित किया जाना चाहिए।

Rule 4) if Oi data is Negative (Oi data below red line) and if market already given big downside movement, then please wait till market to Go Up near VWAP and Return then Buy Put PE with SL above VWAP. (VWAP Difference below 10 is best for taking Position)

नियम 4) यदि Oi डेटा नकारात्मक है (लाल रेखा के नीचे Oi डेटा) और यदि बाजार में पहले से ही बड़ी गिरावट है, तो कृपया VWAP के पास बाजार के ऊपर जाने तक प्रतीक्षा करें और फिर VWAP के ऊपर SL के साथ PE खरीदें। (VWAP अंतर 10 से कम स्थिति लेने के लिए सबसे अच्छा है)

Rule 5) if Oi is Positive (Oi data above red line) and if market already given big upside movement then wait for market to come down near VWAP and go up then Buy Call CE with SL below VWAP. (VWAP Difference below 10 is best for taking Position)

नियम 5) यदि Oi धनात्मक है (लाल रेखा के ऊपर Oi डेटा) और यदि बाजार में पहले से ही बड़ी तेजी है तो बाजार के VWAP के पास नीचे आने और ऊपर जाने की प्रतीक्षा करें, फिर VWAP के नीचे SL के साथ कॉल CE खरीदें। (VWAP अंतर 10 से कम स्थिति लेने के लिए सबसे अच्छा है)

Rule 6) In Reversal Case, Take Trade on the Basis of Price Action and VWAP Signal because Net Oi Signal Come Latter.

नियम 6) रिवर्सल केस में, प्राइस एक्शन और VWAP सिग्नल के आधार पर Trade लें क्योंकि नेट Oi सिग्नल बाद में आते हैं।

Rule 7) When your target is done of 40-50 points, Close your PC/laptop and don't look back to Market and Enjoy the day. (निफ्टी बुलाती है मगर जानेका नहीं)

नियम 7) जब आपका लक्ष्य 40-50 अंक का हो जाए, तो अपना पीसी/लैपटॉप बंद कर दें और बाजार की ओर मुड़कर न देखें और दिन का आनंद लें। (निफ्टी बुलाती है मगर जानेका नहीं)

Rule 8) Do not try to catch every movement. Do not Overtrade.

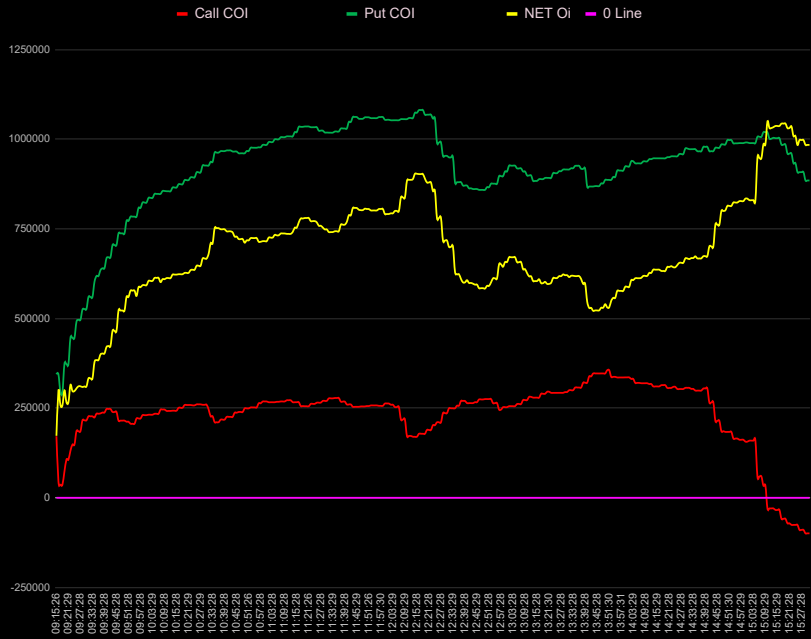
नियम 8) हर Movement को पकड़ने की कोशिश न करें। ओवरट्रेड न करें।

Wish you Happy Trading Day 👍

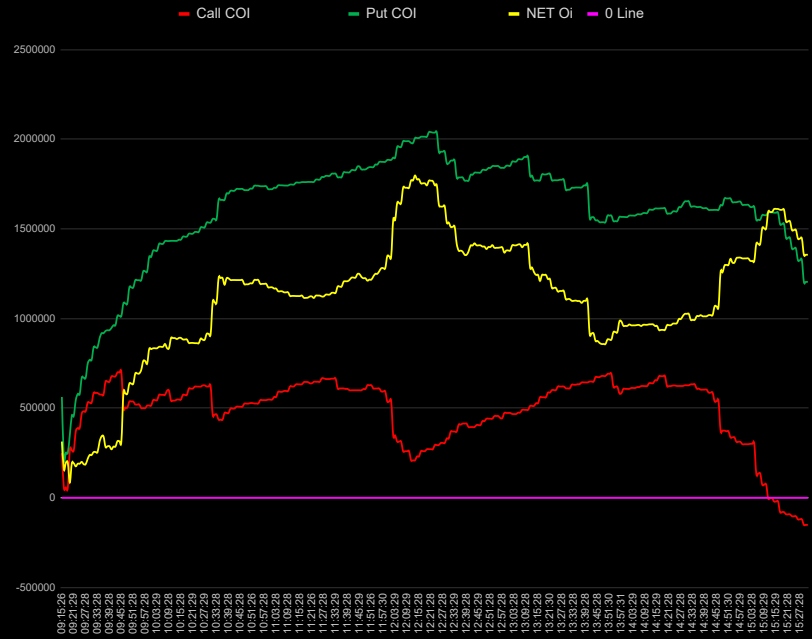
आपको ट्रेडिंग दिवस की शुभकामनाएं 👍


- Team OiDeer


NIFTY 50





BANK NIFTY



Nifty ATM	Nifty Spot	Nifty Pre Cl	Nifty Open	Nifty High	Nifty Low	India VIX	Current Expiry	Exp High	21,672.70	-3.05	Breakout	Resistanc	22000	BN ATM	BN Spot	BN Pre CL	BN Open	BN High	BN Low	India VIX	Wednesday	Exp High	48,207.90	-139.75	Breakout	Resistanc	49000
21650	21,654.75	21441.35	21,497.65	21,675.75	21,495.80	15.56	2023-12-28	Exp Low	21,322.60	173.20	Not Break	Support	21500	48300	48,282.20	47,724.85	47,818.50	48,347.65	47,806.70	15.56		Exp Low	47,429.10	377.60	Not Break	Support	48000
Time	Call COI (Bearish)	Call COI (+▲▼)	Short Covering	Put COI (Bullish)	Put COI (+▲▼)	Long UW	NET Oi	+▲▼	Net Oi Signal	Price Action Signal		Nifty PCR	Nifty LTP	Time	Call COI (Bearish)	Call COI (+▲▼)	Short Covering	Put COI (Bullish)	Put COI (+▲▼)	Long Unwinding	NET Oi	+▲▼	Net Oi Signal	Price Action Signal		BN PCR	BN LTP
09:18:24	36428	0		294346	0		257918	0	Bullish	Wait		8.08	21,521.80	09:18:24	56812	0		251220	0		194408	0	Bullish	Wait		4.42	47,855.00
09:23:25	148284	111856		445944	151598		297660	39742	Bullish	Wait		3.01	21,514.10	09:23:25	389092	332280		579070	327850		189978	-4430	Bullish	Wait		1.49	47,811.90
09:28:24	216057	67773		525016	79072		308959	11299	Bullish	Wait		2.43	21,522.85	09:28:24	530734	141642		747415	168345		216681	26703	Bullish	Wait		1.41	47,848.25
09:33:27	227160	11103		560119	35103		333959	24000	Bullish	Bullish		2.47	21,539.10	09:33:27	584437	53703		839456	92041		255019	38338	Bullish	Bullish		1.44	47,870.20
09:38:24	237807	10647		640287	80168		402480	69521	Bullish	Bullish		2.69	21,521.35	09:38:24	647301	62864		934604	95148		287303	32284	Bullish	Bullish		1.44	47,862.45
09:43:24	239377	1570		704896	64609		465519	63039	Bullish	Bullish		2.94	21,538.95	09:43:24	699062	51761		1014667	80063		315605	28302	Bullish	Bullish		1.45	47,922.20
09:48:24	215189	-24188	Short C	737566	32670		522377	56858	Bullish	Bullish		3.43	21,550.25	09:48:24	503211	-195851	Short C	1084514	69847		581303	265698	Bullish	Bullish		2.16	47,936.45
09:53:24	206465	-8724	Short C	784235	46669		577770	55393	Bullish	Bullish		3.8	21,558.25	09:53:24	520479	17268		1213844	129330		693365	112062	Bullish	Bullish		2.33	47,965.15
09:58:25	230435	23970		823256	39291		593901	15321	Bullish	Bullish		3.57	21,557.55	09:58:25	514326	-6153	Short C	1263185	49341		748859	55494	Bullish	Bullish		2.46	47,976.60
10:03:26	231639	1204		836614	13088		604975	11884	Bullish	Bullish		3.61	21,554.20	10:03:26	544783	30457		1378845	115660		834062	85203	Bullish	Bullish		2.53	47,950.30
10:08:24	246060	14421		855791	19177		609731	4756	Bullish	Bearish		3.48	21,550.50	10:08:24	597330	52547		1432334	53489		835004	942	Bullish	Bearish		2.4	47,963.95
10:13:24	242909	-3151	Short C	865467	9676		622558	12827	Bullish	Bullish		3.56	21,558.75	10:13:24	547920	-49410	Short C	1433378	1044		885458	50454	Bullish	Bearish		2.62	47,976.45
10:18:25	251058	8149		874612	91559		623554	996	Bullish	Bullish		3.48	21,559.50	10:18:25	573848	25928		1456940	23562		883092	-2366	Bullish	Bullish		2.54	47,981.80
10:23:25	257795	6737		893889	19277		636094	12540	Bullish	Bullish		3.47	21,560.65	10:23:25	620291	46443		1482861	25921		862570	-20522	Bullish	Bullish		2.39	47,992.10
10:28:24	259385	1590		926785	32896		667400	31306	Bullish	Bullish		3.57	21,574.90	10:28:24	620860	569		1535417	52556		914557	51987	Bullish	Bullish		2.47	48,033.50
10:33:24	227170	-32215	Short C	937159	10374		709989	42589	Bullish	Bullish		4.13	21,576.10	10:33:24	464523	-156337	Short C	1555415	19998		1090892	176335	Bullish	Bullish		3.35	48,057.05
10:38:24	218008	-9162	Short C	966952	29793		748944	38955	Bullish	Bullish		4.44	21,569.70	10:38:24	473126	8603		1697396	141981		1224270	133378	Bullish	Bullish		3.59	48,048.25
10:43:25	225700	7692		965811	-1141	Long UW	740111	-8833	Bullish	Bearish		4.28	21,566.65	10:43:25	508430	35304		1722999	25603		1214569	-9701	Bullish	Bullish		3.39	48,046.05
10:48:24	239299	13599		960916	-4895	Long UW	721617	-18494	Bullish	Bearish		4.02	21,563.45	10:48:24	525213	16783		1716400	-6599	Long UW	1191187	-23382	Bullish	Bearish		3.27	48,034.70
10:53:24	252068	12769		976416	15500		724348	2731	Bullish	Bullish		3.87	21,580.30	10:53:24	525891	678		1740837	24437		1214946	23759	Bullish	Bullish		3.31	48,065.35
10:58:24	268588	16520		984387	79171		715799	-8549	Bullish	Bullish		3.67	21,580.15	10:58:24	544702	18811		1738038	-2799	Long UW	1193336	-21610	Bullish	Bearish		3.19	48,035.70
11:03:25	266506	-2082	Short C	992303	7916		725797	9998	Bullish	Bullish		3.72	21,576.55	11:03:25	562583	17881		1729752	-8286	Long UW	1167169	-26167	Bullish	Bearish		3.07	48,029.80
11:08:24	268651	2145		1005855	13552		737204	11407	Bullish	Bearish		3.74	21,576.85	11:08:24	595826	33243		1741913	12161		1146087	-21082	Bullish	Bearish		2.92	48,049.55
11:13:24	266526	-2125	Short C	1008133	2278		741607	4403	Bullish	Bearish		3.78	21,578.10	11:13:24	632948	37122		1758339	16426		1125391	-20696	Bullish	Bullish		2.78	48,044.25
11:18:23	255766	-10760	Short C	1034716	26583		778950	37343	Bullish	Bullish		4.05	21,576.75	11:18:23	645674	12726		1761146	2807		1115472	-9919	Bullish	Bullish		2.73	48,053.85
11:23:25	261938	6172		1033635	-1081	Long UW	771697	-7253	Bullish	Bearish		3.95	21,573.40	11:23:25	647242	1568		1775066	13920		1127824	12352	Bullish	Bullish		2.74	48,074.60
11:28:24	270298	8360		1024119	-9516	Long UW	753821	-17876	Bullish	Bullish		3.79	21,580.70	11:28:24	662449	15207		1795923	20857		1133474	5650	Bullish	Bullish		2.71	48,081.10
11:33:24	272757	6959		1018453	-5666	Long UW	741196	-12625	Bullish	Bullish		3.67	21,589.40	11:33:24	664482	2033		1808016	12093		1143534	10060	Bullish	Bullish		2.72	48,109.40
11:38:25	268186	-9071	Short C	1030078	11625		761892	20696	Bullish	Bullish		3.84	21,588.35	11:38:25	607227	-57255	Short C	1815291	7275		1208064	64530	Bullish	Bearish		2.99	48,074.40
11:43:24	253779	-14407	Short C	1062097	32019		808318	46426	Bullish	Bullish		4.19	21,591.40	11:43:24	599648	-7579	Short C	1827985	12694		1228337	20273	Bullish	Bullish		3.05	48,098.15
11:48:24	254789	1010		1057155	-4942	Long UW	802366	-5952	Bullish	Bearish		4.15	21,582.75	11:48:24	606883	7235		1831622	3637		1224739	-3598	Bullish	Bearish		3.02	48,071.75
11:53:24	257534	2745		1058965	1810		801431	-935	Bullish	Bearish		4.11	21,583.15	11:53:24	609561	2678		1858951	27329		1249390	24651	Bullish	Bearish		3.05	48,058.15
11:58:26	256478	-1056	Short C	1061973	3008		805495	4064	Bullish	Bearish		4.14	21,589.30	11:58:26	593068	-16493	Short C	1874008	15057		1280940	31550	Bullish	Bullish		3.16	48,151.20
12:03:26	259493	3015		1053001	-8972	Long UW	793508	-11987	Bullish	Bullish		4.06	21,593.85	12:03:26	347393	-245675	Short C	1897788	23780		1550395	269455	Bullish	Bullish		5.46	48,190.20
12:08:24	218326	-41167	Short C	1056115	3114		837789	44281	Bullish	Bullish		4.84	21,596.85	12:08:24	259637	-87756	Short C	1989299	91511		1729662	179267	Bullish	Bullish		7.66	48,213.85
12:13:25	170198	-48128	Short C	1059273	3158		899075	51286	Bullish	Bullish		6.22	21,589.50	12:13:25	209020	-50617	Short C	2007126	17827		1798106	68444	Bullish	Bullish		9.6	48,201.15
12:18:24	178530	8332		1081393	22120		902863	13788	Bullish	Bearish		6.06	21,570.35	12:18:24	260116	51096		2014337	7211		1754221	-43885	Bullish	Bearish		7.74	48,154.80
12:23:24	202444	23914		1057776	-23617	Long UW	855332	-47531	Bullish	Bearish		5.23	21,567.45	12:23:24	294181	34065		2037186	22849		1743005	-11216	Bullish	Bearish		6.92	48,149.45
12:28:24	236106	33662		953709	-104067	Long UW	717603	-137729	Bullish	Bearish		4.04	21,550.30	12:28:24	305872	11691		1930752	-106434	Long UW	1624880	-118125	Bullish	Bearish		6.31	48,069.85
12:33:24	249537	13431		949474	-4235	Long UW	699937	-17666	Bullish	Bearish		3.8	21,526.80	12:33:24	369449	63577		1880752	-50000	Long UW	1511303						

Nifty ATM	Nifty Spot	Nifty Pre Cl	Nifty Open	Nifty High	Nifty Low	India VIX	Current Expiry	Exp High	21,672.70	-3.05	Breakout	Resistanc	22000	BN ATM	BN Spot	BN Pre CL	BN Open	BN High	BN Low	India VIX	Wednesday	Exp High	48,207.90	-139.75	Breakout	Resistanc	49000		
21650	21,654.75	21441.35	21,497.65	21,675.75	21,495.80	15.56	2023-12-28	Exp Low	21,322.60	173.20	Not Break	Support	21500	48300	48,282.20	47,724.85	47,818.50	48,347.65	47,806.70	15.56		Exp Low	47,429.10	377.60	Not Break	Support	48000		
Time	Call COI (Bearish ▼)	Call COI (+▲▼)	Short Covering	Put COI (Bullish ▲)	Put COI (+▲▼)	Long UW	NET Oi	+▲▼	Net Oi Signal	Price Action Signal			Nifty PCR	Nifty LTP	Time	Call COI (Bearish ▼)	Call COI (+▲▼)	Short Covering	Put COI (Bullish ▲)	Put COI (+▲▼)	Long Unwinding	NET Oi	+▲▼	Net Oi Signal	Price Action Signal			BN PCR	BN LTP
14:18:24	314092	3478		946809	-89		632717	-3567	Bullish	Bullish			3.01	21,556.50	14:18:24	678351	39095		1614984	8169		936633	-30926	Bullish	Bullish			2.38	48,025.15
14:23:24	309408	-4684	Short C	952471	5662		643063	10346	Bullish	Bullish			3.08	21,562.70	14:23:24	626097	-52254	Short C	1597850	-17134	Long UW	971753	35120	Bullish	Bullish			2.55	48,042.50
14:28:24	303365	-6043	Short C	958840	6369		655475	12412	Bullish	Bearish			3.16	21,553.45	14:28:24	623678	-2419	Short C	1637772	39922		1014094	42341	Bullish	Bearish			2.63	47,981.90
14:33:24	303651	286		972383	13543		668732	13257	Bullish	Bullish			3.2	21,559.25	14:33:24	632917	9239		1625478	-12294	Long UW	992561	-21533	Bullish	Bearish			2.57	48,020.95
14:38:24	304867	1216		978765	6382		673898	5166	Bullish	Bullish			3.21	21,574.60	14:38:24	603188	-29729	Short C	1615632	-9846	Long UW	1012444	19883	Bullish	Bullish			2.68	48,086.65
14:43:25	265825	-39042	Short C	966934	-11831	Long UW	701109	27211	Bullish	Bullish			3.64	21,577.65	14:43:25	586625	-16563	Short C	1605747	-9885	Long UW	1019122	6678	Bullish	Bullish			2.74	48,083.70
14:48:26	185621	-80204	Short C	985562	18628		799941	98832	Bullish	Bullish			5.31	21,589.05	14:48:26	374673	-211952	Short C	1632428	26681		1257755	238633	Bullish	Bullish			4.36	48,129.60
14:53:24	165155	-20466	Short C	988750	3188		823595	23654	Bullish	Bullish			5.99	21,585.65	14:53:24	336819	-37854	Short C	1648887	16459		1312068	54313	Bullish	Bullish			4.9	48,140.00
14:58:25	161843	-3312	Short C	989352	602		827509	3914	Bullish	Bullish			6.11	21,584.45	14:58:25	298953	-37866	Short C	1634276	-14611	Long UW	1335323	23255	Bullish	Bullish			5.47	48,139.25
15:03:25	159343	-2500	Short C	989435	83		830092	2583	Bullish	Bullish			6.21	21,622.40	15:03:25	300888	1935		1622413	-11863	Long UW	1321525	-13798	Bullish	Bullish			5.39	48,204.65
15:08:25	33704	-125639	Short C	1019794	30359		986090	155998	Bullish	Bullish			30.26	21,657.95	15:08:25	73366	-227522	Short C	1576910	-45503	Long UW	1503544	182019	Bullish	Bullish			21.49	48,313.20
15:13:25	-29723	-63427	Short C	1004185	-15609	Long UW	1033908	47818	Bullish	Bullish			100	21,667.35	15:13:25	-2467	-75833	Short C	1592134	15224		1594601	91057	Bullish	Bullish			100	48,314.00
15:18:25	-58683	-28960	Short C	985063	-19122	Long UW	1043746	9838	Bullish	Bullish			100	21,664.60	15:18:25	-79871	-77404	Short C	1526770	-65364	Long UW	1606641	12040	Bullish	Bullish			100	48,292.50
15:23:26	-75710	-17027	Short C	933296	-51767	Long UW	1009006	-34740	Bullish	Bullish			100	21,665.80	15:23:26	-103171	-23300	Short C	1390456	-136314	Long UW	1493627	-113014	Bullish	Bearish			100	48,275.95
15:28:25	-89652	-13942	Short C	908259	-25037	Long UW	997911	-11095	Bullish	Bullish			100	21,673.55	15:28:25	-120508	-17337	Short C	1325285	-65171	Long UW	1445793	-47834	Bullish	Bearish			100	48,312.70

Nifty ATM	Nifty Spot	Nifty Pre Cl	Nifty Open	Nifty High	Nifty Low	India VIX	Current Expiry	Exp High	21,672.70	-3.05	Breakout	Resistanc	22000	BN ATM	BN Spot	BN Pre CL	BN Open	BN High	BN Low	India VIX	Wednesday	Exp High	48,207.90	-139.75	Breakout	Resistanc	49000
21650	21,654.75	21441.35	21,497.65	21,675.75	21,495.80	15.56	2023-12-28	Exp Low	21,322.60	173.20	Not Break	Support	21500	48300	48,282.20	47,724.85	47,818.50	48,347.65	47,806.70	15.56		Exp Low	47,429.10	377.60	Not Break	Support	48000
Time	Call COI (Bearish)	Call COI (+▲▼)	Short Covering	Put COI (Bullish)	Put COI (+▲▼)	Long UW	NET Oi	+▲▼	Net Oi Signal	Price Action Signal		Nifty PCR	Nifty LTP	Time	Call COI (Bearish)	Call COI (+▲▼)	Short Covering	Put COI (Bullish)	Put COI (+▲▼)	Long Unwinding	NET Oi	+▲▼	Net Oi Signal	Price Action Signal		BN PCR	BN LTP
09:23:56	148284	0		445944	0		297660	0	Bullish	Wait		3.01	21,522.00	09:23:56	389092	0		579070	0		189978	0	Bullish	Wait		1.49	47,822.05
09:33:56	224043	75759		602369	156425		378326	80666	Bullish	Bullish		2.69	21,533.55	09:33:56	576752	187660		889732	310662		312980	123002	Bullish	Bullish		1.54	47,842.40
09:43:56	239377	15334		704896	102527		465519	87193	Bullish	Bullish		2.94	21,549.80	09:43:56	699062	122310		1014667	124935		315605	2625	Bullish	Bullish		1.45	47,911.65
09:53:56	206465	-32912	Short C	784235	79339		577770	112251	Bullish	Bullish		3.82	21,558.70	09:53:56	520479	-178583	Short C	1213844	199177		693365	377760	Bullish	Bullish		2.33	47,984.20
10:03:57	234312	27847		847588	63353		613276	35506	Bullish	Bearish		3.62	21,553.05	10:03:57	574281	53802		1416702	202858		842421	149056	Bullish	Bearish		2.47	47,938.35
10:13:56	242909	8597		865467	17879		622558	9282	Bullish	Bullish		3.56	21,556.85	10:13:56	547920	-26361	Short C	1439758	23056		891838	49417	Bullish	Bullish		2.63	47,992.20
10:23:57	257795	14886		893889	28422		636094	13536	Bullish	Bullish		3.47	21,562.65	10:23:57	620291	72371		1482861	43103		862570	-29268	Bullish	Bullish		2.39	48,000.90
10:33:56	210751	-47044	Short C	962812	68923		752061	115967	Bullish	Bullish		4.57	21,572.00	10:33:56	435797	-184494	Short C	1661759	178898		1225962	363392	Bullish	Bullish		3.81	48,058.90
10:43:57	237269	26518		965811	2999		728542	-23519	Bullish	Bearish		4.07	21,568.35	10:43:57	508433	72636		1722999	61240		1214566	-11396	Bullish	Bearish		3.39	48,053.90
10:53:56	252068	14799		976416	10605		724348	-4194	Bullish	Bullish		3.87	21,579.25	10:53:56	525891	17458		1740837	17838		1214946	380	Bullish	Bullish		3.31	48,058.35
11:03:55	266506	14438		999804	23388		733298	8950	Bullish	Bearish		3.75	21,577.45	11:03:55	591108	65217		1743128	2291		1152020	-62926	Bullish	Bearish		2.95	48,043.40
11:13:57	266526	20		1019919	20115		753393	20095	Bullish	Bearish		3.83	21,577.20	11:13:57	632948	41840		1758339	15211		1125391	-26629	Bullish	Bullish		2.78	48,048.80
11:23:56	261938	-4588	Short C	1033635	13716		771697	18304	Bullish	Bearish		3.95	21,575.20	11:23:56	647242	14294		1775066	16727		1127824	2433	Bullish	Bullish		2.74	48,085.50
11:33:57	278245	16307		1021713	-11922	Long UW	743468	-28229	Bullish	Bullish		3.67	21,589.30	11:33:57	610086	-37156	Short C	1788393	13327		1178307	50483	Bullish	Bullish		2.93	48,100.90
11:43:57	253779	-24466	Short C	1062097	40384		808318	64850	Bullish	Bearish		4.19	21,585.35	11:43:57	599738	-10348	Short C	1847923	59530		1248185	69878	Bullish	Bearish		3.08	48,086.95
11:53:56	257534	3755		1058965	-3132	Long UW	801431	-6887	Bullish	Bearish		4.11	21,583.75	11:53:56	609561	9823		1858951	11028		1249390	1205	Bullish	Bearish		3.05	48,077.00
12:03:57	253014	-4520	Short C	1053070	-5895	Long UW	800056	-1375	Bullish	Bullish		4.16	21,590.80	12:03:57	313254	-296307	Short C	1957645	98694		1644391	395001	Bullish	Bullish		6.25	48,167.95
12:13:56	170198	-82816	Short C	1073899	20829		903701	103645	Bullish	Bearish		6.31	21,587.25	12:13:56	230576	-82678	Short C	2007126	49481		1776550	132159	Bullish	Bullish		8.7	48,197.40
12:23:56	202444	32246		1057776	-16123	Long UW	855332	-48369	Bullish	Bearish		5.23	21,554.65	12:23:56	294181	63605		2037186	30060		1743005	-33545	Bullish	Bearish		6.92	48,138.25
12:33:56	249537	47093		880313	-177463	Long UW	630776	-224556	Bullish	Bearish		3.53	21,530.15	12:33:56	369449	75268		1787103	-250083	Long UW	1417654	-325351	Bullish	Bearish		4.84	48,014.85
12:43:56	266700	17163		861179	-19134	Long UW	594479	-36297	Bullish	Bullish		3.23	21,560.65	12:43:56	405691	36242		1814025	26922		1408334	-9320	Bullish	Bullish		4.47	48,050.65
12:53:57	264010	-2690	Short C	876172	14993		612162	17683	Bullish	Bullish		3.32	21,574.80	12:53:57	455938	50247		1850638	36613		1394700	-13634	Bullish	Bullish		4.06	48,062.30
13:03:56	255509	-8501	Short C	926377	50205		670868	58706	Bullish	Bearish		3.63	21,539.80	13:03:56	467265	11327		1875516	24878		1408251	13551	Bullish	Bearish		4.01	47,991.75
13:13:58	279378	23869		883969	-42408	Long UW	604591	-66277	Bullish	Bearish		3.16	21,534.90	13:13:58	527459	60194		1770677	-104839	Long UW	1243218	-165033	Bullish	Bearish		3.36	47,975.75
13:23:56	292653	13275		905560	21591		612907	8316	Bullish	Bullish		3.09	21,536.60	13:23:56	600663	73204		1771398	721		1170735	-72483	Bullish	Bearish		2.95	47,963.40
13:33:56	307537	14884		925839	20279		618302	5395	Bullish	Bearish		3.01	21,530.35	13:33:56	630693	30030		1730931	-40467	Long UW	1100238	-70497	Bullish	Bullish		2.74	47,977.10
13:43:56	346816	39279		869404	-56435	Long UW	522588	-95714	Bullish	Bearish		2.51	21,529.25	13:43:56	673162	42469		1548026	-182905	Long UW	874864	-225374	Bullish	Bearish		2.3	47,934.65
13:53:56	337281	-9535	Short C	894927	25523		557646	35058	Bullish	Bullish		2.65	21,540.45	13:53:56	619250	-53912	Short C	1543626	-4400	Long UW	924376	49512	Bullish	Bullish		2.49	47,968.90
14:03:57	320419	-16862	Short C	932866	37939		612447	54801	Bullish	Bullish		2.91	21,560.45	14:03:57	612427	-6823	Short C	1574327	30701		961900	37524	Bullish	Bullish		2.57	48,028.40
14:13:56	310614	-9805	Short C	946898	14032		636284	23837	Bullish	Bearish		3.05	21,556.30	14:13:56	655709	43282		1613898	39571		958189	-3711	Bullish	Bullish		2.46	48,037.00
14:23:55	309408	-1206	Short C	952471	5573		643063	6779	Bullish	Bullish		3.08	21,557.60	14:23:55	626097	-29612	Short C	1597850	-16048	Long UW	971753	13564	Bullish	Bearish		2.55	48,022.20
14:33:56	298968	-10440	Short C	972383	19912		673415	30352	Bullish	Bearish		3.25	21,555.35	14:33:56	632917	6820		1625478	27628		992561	20808	Bullish	Bearish		2.57	47,991.25
14:43:56	214612	-84356	Short C	976317	3934		761705	88290	Bullish	Bullish		4.55	21,586.30	14:43:56	538440	-94477	Short C	1606262	-19216	Long UW	1067822	75261	Bullish	Bullish		2.98	48,117.45
14:53:56	165155	-49457	Short C	988750	12433		823595	61890	Bullish	Bearish		5.99	21,583.45	14:53:56	336819	-201621	Short C	1648887	42625		1312068	244246	Bullish	Bullish		4.9	48,141.75
15:03:56	159343	-5812	Short C	989435	685		830092	6497	Bullish	Bullish		6.21	21,634.50	15:03:56	300888	-35931	Short C	1622413	-26474	Long UW	1321525	9457	Bullish	Bullish		5.39	48,245.25
15:13:56	-33985	-193328	Short C	1003110	13675		1037095	207003	Bullish	Bullish		100	21,670.45	15:13:56	-20921	-321809	Short C	1590276	-32137	Long UW	1611197	289672	Bullish	Bullish		100	48,331.60
15:23:56	-75710	-41725	Short C	933296	-69814	Long UW	1009006	-28089	Bullish	Bearish		100	21,658.15	15:23:56	-103171	-82250	Short C	1390456	-199820	Long UW	1493627	-117570	Bullish	Bearish		100	48,264.60

Nifty ATM	Nifty Spot	Nifty Pre Cl	Nifty Open	Nifty High	Nifty Low	India VIX	Current Expiry	Exp High	21,672.70	-3.05	Breakout	Resistanc	22000	BN ATM	BN Spot	BN Pre CL	BN Open	BN High	BN Low	India VIX	Wednesday	Exp High	48,207.90	-139.75	Breakout	Resistanc	49000
21650	21,654.75	21441.35	21,497.65	21,675.75	21,495.80	15.56	2023-12-28	Exp Low	21,322.60	173.20	Not Break	Support	21500	48300	48,282.20	47,724.85	47,818.50	48,347.65	47,806.70	15.56		Exp Low	47,429.10	377.60	Not Break	Support	48000
Time	Call COI (Bearish ▼)	Call COI (+▲▼)	Short Covering	Put COI (Bullish ▲)	Put COI (+▲▼)	Long UW	NET Oi	+▲▼	Net Oi Signal	Price Action Signal		Nifty PCR	Nifty LTP	Time	Call COI (Bearish ▼)	Call COI (+▲▼)	Short Covering	Put COI (Bullish ▲)	Put COI (+▲▼)	Long Unwinding	NET Oi	+▲▼	Net Oi Signal	Price Action Signal		BN PCR	BN LTP
09:23:11	148284	0		445944	0		297660	0	Bullish	Wait		3.01	21,514.10	09:23:11	389092	0		579070	0		189978	0	Bullish	Wait		1.49	47,811.90
09:38:12	237807	89523		640287	194343		402480	104820	Bullish	Bullish		2.69	21,521.35	09:38:12	647301	258209		934604	355534		287303	97325	Bullish	Bullish		1.44	47,862.45
09:53:11	206465	-31342	Short C	784235	143948		577770	175290	Bullish	Bullish		3.8	21,558.25	09:53:11	520479	-126822	Short C	1213844	279240		693365	406062	Bullish	Bullish		2.33	47,965.15
10:08:11	246060	39595		855791	71556		609731	31961	Bullish	Bearish		3.48	21,550.50	10:08:11	597330	76851		1432334	218490		835004	141639	Bullish	Bearish		2.4	47,963.95
10:23:11	257795	11735		893889	38098		636094	26363	Bullish	Bullish		3.47	21,560.65	10:23:11	620291	22961		1482861	50527		862570	27566	Bullish	Bullish		2.39	47,992.10
10:38:12	218008	-39787	Short C	966952	73063		748944	112850	Bullish	Bullish		4.44	21,569.70	10:38:12	473126	-147165	Short C	1697396	214535		1224270	361700	Bullish	Bullish		3.59	48,048.25
10:53:11	252068	34060		976416	9464		724348	-24596	Bullish	Bullish		3.87	21,580.30	10:53:11	525891	52765		1740837	43441		1214946	-9324	Bullish	Bullish		3.31	48,065.35
11:08:11	268651	16583		1005855	29439		737204	12856	Bullish	Bearish		3.74	21,576.85	11:08:11	595826	69935		1741913	1076		1146087	-68859	Bullish	Bearish		2.92	48,049.55
11:23:13	261938	-6713	Short C	1033635	27780		771697	34493	Bullish	Bearish		3.95	21,573.40	11:23:13	647242	51416		1775066	33153		1127824	-18263	Bullish	Bullish		2.74	48,074.60
11:38:11	268186	6248		1030078	-3557	Long UW	761892	-9805	Bullish	Bullish		3.84	21,588.35	11:38:11	607227	-40015	Short C	1815291	40225		1208064	80240	Bullish	Bearish		2.99	48,074.40
11:53:11	257534	-10652	Short C	1058965	28887		801431	39539	Bullish	Bearish		4.11	21,583.15	11:53:11	609561	2334		1858951	43660		1249390	41326	Bullish	Bearish		3.05	48,058.15
12:08:11	218326	-39208	Short C	1056115	-2850	Long UW	837789	36358	Bullish	Bullish		4.84	21,596.85	12:08:11	259637	-349924	Short C	1989299	130348		1729662	480272	Bullish	Bullish		7.66	48,213.85
12:23:11	202444	-15882	Short C	1057776	1661		855332	17543	Bullish	Bearish	Short C	5.23	21,567.45	12:23:11	294181	34544		2037186	47887		1743005	13343	Bullish	Bearish		6.92	48,149.45
12:38:12	270058	67614		870905	-186871	Long UW	600847	-254485	Bullish	Bearish		3.22	21,547.30	12:38:12	413839	119658		1769599	-267587	Long UW	1355760	-387245	Bullish	Bearish		4.28	48,051.60
12:53:11	264010	-6048	Short C	876172	5267		612162	11315	Bullish	Bullish		3.32	21,570.50	12:53:11	455938	42099		1850638	81039		1394700	38940	Bullish	Bullish		4.06	48,052.20
13:08:11	272538	8528		910083	33911		637545	25383	Bullish	Bearish		3.34	21,526.15	13:08:11	490474	34536		1900819	50181		1410345	15645	Bullish	Bearish		3.88	47,963.40
13:23:11	292653	20115		905560	-4523	Long UW	612907	-24638	Bullish	Bullish		3.09	21,534.70	13:23:11	600663	110189		1771398	-129421	Long UW	1170735	-239610	Bullish	Bullish		2.95	47,968.05
13:38:33	321006	28353		917560	12000		596554	-16353	Bullish	Bearish		2.86	21,511.45	13:38:33	643670	43007		1741925	-29473	Long UW	1098255	-72480	Bullish	Bearish		2.71	47,902.75
13:53:12	337281	16275		894927	-22633	Long UW	557646	-38908	Bullish	Bullish		2.65	21,546.40	13:53:12	619250	-24420	Short C	1543626	-198299	Long UW	924376	-173879	Bullish	Bullish		2.49	47,986.70
14:08:10	319470	-17811	Short C	938371	43444		618901	61255	Bullish	Bullish		2.94	21,556.85	14:08:10	623260	4010		1588336	44710		965076	40700	Bullish	Bullish		2.55	48,027.20
14:23:12	309408	-10062	Short C	952471	14100		643063	24162	Bullish	Bullish	Short C	3.08	21,562.70	14:23:12	626097	2837		1597850	9514		971753	6677	Bullish	Bullish		2.55	48,042.50
14:38:11	304867	-4541	Short C	978765	26294		673898	30835	Bullish	Bullish		3.21	21,574.60	14:38:11	603188	-22909	Short C	1615632	17782		1012444	40691	Bullish	Bullish		2.68	48,086.65
14:53:11	165155	-139712	Short C	988750	9985		823595	149697	Bullish	Bullish		5.99	21,585.65	14:53:11	336819	-266369	Short C	1648887	33255		1312068	299624	Bullish	Bullish		4.9	48,140.00
15:08:12	33704	-131451	Short C	1019794	31044		986090	162495	Bullish	Bullish	Short C	30.26	21,657.95	15:08:12	73366	-263453	Short C	1576910	-71977	Long UW	1503544	191476	Bullish	Bullish		21.49	48,313.20
15:23:13	-75710	-109414	Short C	933296	-86498	Long UW	1009006	22916	Bullish	Bullish		100	21,665.80	15:23:13	-103171	-176537	Short C	1390456	-186454	Long UW	1493627	-9917	Bullish	Bearish		100	48,275.95

Bank Nifty Component						Nifty Component					
Sr No	Name	LTP	Prev Cl	Change	Gainer	Sr No	Name	LTP	Prev Cl	Change	Gainer
1	HDFC Bank	1,703.30	1,682.45	20.85	11	1	RELIANCE	2583.35	2578.05	5.30	39
2	ICICI Bank	1,002.25	995.10	7.15	Looser	2	HDFCBANK	1702.10	1682.45	19.65	Looser
3	SBI	648.55	638.05	10.50	0	3	INFY	1568.60	1543.95	24.65	11
4	Kotak Mahindra Bank	1,902.35	1,886.85	15.50		4	ICICIBANK	1003.30	995.10	8.20	
5	Axis Bank	1,105.15	1,094.25	10.90		5	TCS	3808.00	3795.55	12.45	
6	IndusInd Bank	1,595.00	1,570.80	24.20		6	KOTAKBANK	1898.00	1886.85	11.15	
7	Bank of Baroda Ltd	232.00	225.35	6.65		7	HINDUNILVR	2610.00	2584.75	25.25	
8	AU Small Finance Bank	771.80	769.55	2.25		8	AXISBANK	1105.15	1094.25	10.90	
9	Federal Bank	153.95	153.95	0.00		9	LT	3545.00	3490.05	54.95	
10	IDFC First Bank	88.85	88.50	0.35		10	ITC	456.60	456.45	0.15	
11	Bandhan Bank	238.00	234.95	3.05		11	SBIN	648.65	638.05	10.60	
12	Punjab National Bank	91.80	88.50	3.30		12	BAJFINANCE	7246.80	7162.30	84.50	
						13	ASIANPAINT	3400.00	3383.35	16.65	
						14	BHARTIARTL	1020.05	999.85	20.20	
						15	HCLTECH	1470.00	1458.15	11.85	
						16	MARUTI	10280.05	10270.65	9.40	
						17	TATASTEEL	137.00	135.20	1.80	
						18	WIPRO	470.00	470.10	-0.10	
						19	ULTRACEMCO	10469.95	10018.65	451.30	
						20	M&M	1683.00	1662.25	20.75	
						21	BAJAJFINSV	1670.20	1645.30	24.90	
						22	SUNPHARMA	1253.00	1247.50	5.50	
						23	TITAN	3689.00	3656.70	32.30	
						24	TECHM	1278.30	1282.00	-3.70	
						25	DRREDDY	5715.00	5632.15	82.85	
						26	JSWSTEEL	878.15	852.30	25.85	
						27	NESTLEIND	25710.00	25562.05	147.95	
						28	INDUSINDBK	1595.00	1570.80	24.20	
						29	TATAMOTORS	740.30	719.55	20.75	
						30	POWERGRID	234.45	233.35	1.10	
						31	GRASIM	2129.05	2069.55	59.50	
						32	HDFCLIFE	643.30	638.00	5.30	
						33	DIVISLAB	3887.50	3863.50	24.00	
Common Stocks & its Weightage in Nifty50 & Bank Nifty											
	Sr no	Common Stocks	Nifty50	Bank Nifty							
	1	HDFCBANK	8.87	26.30							
	2	ICICIBANK	8.00	24.67							
	3	AXISBANK	2.29	12.18							
	4	SBIN	2.66	11.03							
	5	KOTAKBANK	3.91	10.63							
	6	INDUSINDBK	0.80	5.44							
			26.53	90.25							
Fin Nifty Component											
Sr No	Name	LTP	Prev Cl	Change	Gainer						
1	IEX	154.40	156.40	-2.00	16						
2	SBICARD	764.00	768.10	-4.10	Looser						
3	ICICIGI	1,416.15	1,416.10	0.05	4						
4	LICHSGFIN	523.70	513.80	9.90							
5	BAJFINANCE	7,246.80	7,162.30	84.50							
6	SBILIFE	1,422.00	1,395.30	26.70							
7	AXISBANK	1,105.15	1,094.25	10.90							

8	BAJAJFINSV	1,670.20	1,645.30	24.90			34	NTPC	306.80	309.60	-2.80
9	SBIN	648.65	638.05	10.60			35	HINDALCO	604.50	579.85	24.65
10	ICICIBANK	1,003.30	995.10	8.20			36	BAJAJ-AUTO	6714.00	6464.55	249.45
11	MUTHOOTFIN	1,480.00	1,450.80	29.20			37	ADANI PORTS	1025.50	1028.75	-3.25
12	KOTAKBANK	1,898.00	1,886.85	11.15			38	CIPLA	1239.55	1244.95	-5.40
13	CHOLAFIN	1,252.20	1,245.30	6.90			39	TATA CONSUM	1027.00	1007.35	19.65
14	HDFCBANK	1,702.10	1,682.45	19.65			40	SBILIFE	1422.00	1395.30	26.70
15	RECLTD	411.20	419.00	-7.80			41	BPCL	454.50	451.60	2.90
16	HDFCLIFE	643.30	638.00	5.30			42	UPL	582.40	586.10	-3.70
17	ICICIPRULI	527.20	523.90	3.30			43	BRITANNIA	5202.00	5235.95	-33.95
18	SHRIRAMFIN	2,055.95	2,035.75	20.20			44	ONGC	205.40	207.35	-1.95
19	PFC	385.20	392.25	-7.05			45	EICHERMOT	4101.20	4040.40	60.80
20	HDFCAMC	3,213.60	3,195.45	18.15			46	HEROMOTOCO	4067.45	4067.45	0.00
							47	ADANI ENT	2846.00	2865.45	-19.45
							48	COALINDIA	366.00	366.05	-0.05
							49	APOLLOHOSP	5665.40	5633.15	32.25
							50	LTIM	6273.05	6259.70	13.35

Sectors	Per % Change	Ranking			1 - Automobile		2 - Banking		3 - Pharma		4 - Metal	
Automobile	18.55%	1	Rank	Stock Name	LTP	Stock Name	LTP	Stock Name	LTP	Stock Name	LTP	
Banking	15.92%	2	1	SONACOMS	616.05 (37.2)	PNB	92.05 (3.55)	GLAND	1948.6 (57.6)	HINDALCO	604.5 (24.65)	
Pharma	12.24%	3	2	BAJAJ-AUTO	6714 (249.45)	BANKBARODA	232.2 (6.85)	ALKEM	5080 (107.5)	JSWSTEEL	878.15 (25.85)	
Metal	10.87%	4	3	TATAMOTORS	740.3 (20.75)	SBIN	648.65 (10.6)	GLAXO	1801.8 (34.95)	SAIL	115.75 (2.2)	
FMCG	8.05%	5	4	EICHERMOT	4101.2 (60.8)	INDUSINDBK	1595 (24.2)	ZYDUSLIFE	688 (11.8)	NATIONALUM	117.55 (2.2)	
Realty	6.17%	6	5	M&M	1683 (20.75)	BANDHANBNK	237.75 (2.8)	DRREDDY	5715 (82.85)	TATASTEEL	137 (1.8)	
Consumer Durables	4.23%	7	6	BALKRISIND	2538 (23.1)	HDFCBANK	1702.1 (19.65)	BIOCON	252.7 (2.05)	WELCORP	551.8 (6.7)	
IT	3.68%	8	7	TVSMOTOR	2014.05 (17.85)	AXISBANK	1105.15 (10.9)	ABBOTINDIA	22620 (167.45)	HINDCOPPER	235.95 (2.7)	
Media	-1.86%	9	8	TIINDIA	3634 (25.7)	ICICIBANK	1003.3 (8.2)	DIVISLAB	3887.5 (24)	MOIL	307.8 (1.9)	
Oil & Gas	-8.84%	10	9	ASHOKLEY	174.5 (0.6)	KOTAKBANK	1898 (11.15)	AUROPHARMA	1070 (6.35)	JINDALSTEL	732.25 (2.55)	
Company Name	Sector	Symbol	O=H (Bearish)	O=L (Bullish)	LTP	Change	Per % Change	Prev Cl	Open	High	Low	
AU Small Finance Bank Ltd.	Banking	AUBANK			773	3.45	0.45%	769.55	774.9	780	768	
Axis Bank Ltd.	Banking	AXISBANK			1105.15	10.9	1.00%	1094.25	1096.05	1110.55	1089.65	
Bandhan Bank Ltd.	Banking	BANDHANBNK		O=L	237.75	2.8	1.19%	234.95	235.85	240.7	235.85	
Bank of Baroda	Banking	BANKBARODA			232.2	6.85	3.04%	225.35	226	233.75	225.15	
Federal Bank Ltd.	Banking	FEDERALBNK			153.95	0	0.00%	153.95	154.1	155.15	152.75	
HDFC Bank Ltd.	Banking	HDFCBANK			1702.1	19.65	1.17%	1682.45	1681.5	1706.5	1678.6	
ICICI Bank Ltd.	Banking	ICICIBANK			1003.3	8.2	0.82%	995.1	997.95	1004.9	992	
IDFC First Bank Ltd.	Banking	IDFCFIRSTB			88.9	0.4	0.45%	88.5	88.6	89.6	88.55	
IndusInd Bank Ltd.	Banking	INDUSINDBK			1595	24.2	1.54%	1570.8	1573.15	1600	1567.3	
Kotak Mahindra Bank Ltd.	Banking	KOTAKBANK			1898	11.15	0.59%	1886.85	1894	1910	1883.15	
Punjab National Bank	Banking	PNB			92.05	3.55	4.01%	88.5	89.15	92.15	89.05	
State Bank of India	Banking	SBIN			648.65	10.6	1.66%	638.05	640.75	649.45	639	
Ashok Leyland Ltd.	Automobile	ASHOKLEY			174.5	0.6	0.35%	173.9	174.9	176.05	173.05	
Bajaj Auto Ltd.	Automobile	BAJAJ-AUTO			6714	249.45	3.86%	6464.55	6470	6740.25	6465.2	
Balkrishna Industries Ltd.	Automobile	BALKRISIND			2538	23.1	0.92%	2514.9	2528	2544.5	2508.05	
Bharat Forge Ltd.	Automobile	BHARATFORG			1216.1	-10.85	-0.88%	1226.95	1230	1238.5	1204.4	
Bosch Ltd.	Automobile	BOSCHLTD			21950	44.1	0.20%	21905.9	21995.9	22063.65	21781.15	
Eicher Motors Ltd.	Automobile	EICHERMOT			4101.2	60.8	1.50%	4040.4	4068	4134.95	4042.1	
Hero MotoCorp Ltd.	Automobile	HEROMOTOCO			4067.45	0	0.00%	4067.45	4064	4096.95	4022	
MRF Ltd.	Automobile	MRF			120500	230.65	0.19%	120269.35	120269.35	121343.9	120000	
Mahindra & Mahindra Ltd.	Automobile	M&M			1683	20.75	1.25%	1662.25	1670	1691.8	1660.25	
Maruti Suzuki India Ltd.	Automobile	MARUTI			10280.05	9.4	0.09%	10270.65	10286	10305.35	10230	
Samvardhana Motherson International Ltd.	Automobile	MOTHERSON			96.25	0.15	0.16%	96.1	96.5	96.7	95.3	
Sona BLW Precision Forgings Ltd.	Automobile	SONACOMS			616.05	37.2	6.43%	578.85	582	625.7	581	
TVS Motor Company Ltd.	Automobile	TVSMOTOR			2014.05	17.85	0.89%	1996.2	2008.7	2026	1990.55	
Tata Motors Ltd.	Automobile	TATAMOTORS			740.3	20.75	2.88%	719.55	728	741.85	725.15	
Tube Investments of India Ltd.	Automobile	TIINDIA			3634	25.7	0.71%	3608.3	3644.75	3690.45	3633.4	
Britannia Industries Ltd.	FMCG	BRITANNIA			5202	-33.95	-0.65%	5235.95	5242	5245	5160	
Colgate Palmolive (India) Ltd.	FMCG	COLPAL			2461.95	5.95	0.24%	2456	2460	2484	2440.2	
Dabur India Ltd.	FMCG	DABUR			535.4	4.8	0.90%	530.6	531	536.05	530.05	
Emami Ltd.	FMCG	EMAMILTD			499.2	-3.4	-0.68%	502.6	504.75	505	495.25	
Godrej Consumer Products Ltd.	FMCG	GODREJCP			1106	12.95	1.18%	1093.05	1102.3	1118	1097.5	
Hindustan Unilever Ltd.	FMCG	HINDUNILVR			2610	25.25	0.98%	2584.75	2586	2612	2580.9	
ITC Ltd.	FMCG	ITC			456.6	0.15	0.03%	456.45	457	458.5	453.75	

Marico Ltd.	FMCG	MARICO		534.15	4.7	0.89%	529.45	530	535.05	528.65
Nestle India Ltd.	FMCG	NESTLEIND		25710	147.95	0.58%	25562.05	25600	25767.95	25580.5
Procter & Gamble Hygiene & Health Care Lt	FMCG	PGHH		17480	311.55	1.81%	17168.45	17189.3	17545	17168
Radico Khaitan Ltd	FMCG	RADICO		1651.2	36.05	2.23%	1615.15	1615.2	1669.95	1615
Tata Consumer Products Ltd.	FMCG	TATACONSUM		1027	19.65	1.95%	1007.35	1014.95	1029	1010.1
United Breweries Ltd.	FMCG	UBL		1692.25	-16.7	-0.98%	1708.95	1719.5	1720.05	1692.25
United Spirits Ltd.	FMCG	MCDOWELL-N		1083.4	6.35	0.59%	1077.05	1078.95	1090.05	1075.35
Varun Beverages Ltd.	FMCG	VBL		1237	-13.05	-1.04%	1250.05	1246.05	1252	1235
Coforge Ltd.	IT	COFORGE		6290	13.95	0.22%	6276.05	6317	6394.95	6280.9
HCL Technologies Ltd.	IT	HCLTECH		1470	11.85	0.81%	1458.15	1465.45	1476	1457.55
Infosys Ltd.	IT	INFY	O=L	1568.6	24.65	1.60%	1543.95	1544	1570	1544
L&T Technology Services Ltd.	IT	LTTS		5190	-7.5	-0.14%	5197.5	5225	5243.6	5173.1
LTIMindtree Ltd.	IT	LTIM		6273.05	13.35	0.21%	6259.7	6278	6356	6255
Mphasis Ltd.	IT	MPHASIS		2731.05	17	0.63%	2714.05	2734.75	2758.25	2699.4
Persistent Systems Ltd.	IT	PERSISTENT		7383	24.45	0.33%	7358.55	7375	7485	7352.05
Tata Consultancy Services Ltd.	IT	TCS		3808	12.45	0.33%	3795.55	3799	3818.2	3768
Tech Mahindra Ltd.	IT	TECHM		1278.3	-3.7	-0.29%	1282	1287.9	1291.5	1267.25
Wipro Ltd.	IT	WIPRO		470	-0.1	-0.02%	470.1	468.5	475.4	464.1
Dish TV India Ltd.	Media	DISHTV		19.25	-0.1	-0.52%	19.35	19.45	20.5	19.05
Hathway Cable & Datacom Ltd.	Media	HATHWAY		21.6	-0.5	-2.26%	22.1	22.25	22.45	21.4
Inox Leisure Ltd.	Media	INOXLEISUR	O=H	0	0	0.00%	0	0	0	0
Navneet Education Ltd.	Media	NAVNETEDUL		149	3.15	2.16%	145.85	146.6	149.85	145.6
Nazara Technologies Ltd.	Media	NAZARA		859.1	0.1	0.01%	859	862.95	872.95	850.1
Network18 Media & Investments Ltd.	Media	NETWORK18	O=H	88.9	0.05	0.06%	88.85	89.45	89.45	87
PVR Ltd.	Media	PVR	O=H	0	0	0.00%	0	0	0	0
Sun TV Network Ltd.	Media	SUNTV		708.05	-2.75	-0.39%	710.8	710.8	716.85	700.95
TV18 Broadcast Ltd.	Media	TV18BRDCST		51.45	-0.7	-1.34%	52.15	52.35	52.7	50.65
Zee Entertainment Enterprises Ltd.	Media	ZEEL		265.5	1.1	0.42%	264.4	267.4	268.6	261.35
APL Apollo Tubes Ltd.	Metal	APLAPOLLO		1584.5	-3.55	-0.22%	1588.05	1590.05	1603.3	1578.4
Adani Enterprises Ltd.	Metal	ADANIEN		2846	-19.45	-0.68%	2865.45	2880.7	2894.8	2833.6
Hindalco Industries Ltd.	Metal	HINDALCO		604.5	24.65	4.25%	579.85	582	607.65	580.3
Hindustan Copper Ltd.	Metal	HINDCOPPER		235.95	2.7	1.16%	233.25	234.5	239.45	229
Hindustan Zinc Ltd.	Metal	HINDZINC		311.5	-0.2	-0.06%	311.7	312	313.25	310.35
JSW Steel Ltd.	Metal	JSWSTEEL		878.15	25.85	3.03%	852.3	858.45	881.5	855.65
Jindal Stainless Ltd.	Metal	JSL		558	0.85	0.15%	557.15	561.6	565	550.1
Jindal Steel & Power Ltd.	Metal	JINDALSTEL		732.25	2.55	0.35%	729.7	730.45	737.85	727
MOIL Ltd.	Metal	MOIL		307.8	1.9	0.62%	305.9	309	320.95	305.8
National Aluminium Co. Ltd.	Metal	NATIONALUM		117.55	2.2	1.91%	115.35	116.05	118.8	115.7
Ratnamani Metals & Tubes Ltd.	Metal	RATNAMANI		3392	-27.8	-0.81%	3419.8	3448	3474.75	3376.5
Steel Authority of India Ltd.	Metal	SAIL		115.75	2.2	1.94%	113.55	115.15	118.2	115
Tata Steel Ltd.	Metal	TATASTEEL		137	1.8	1.33%	135.2	135.85	138.9	135.5
Vedanta Ltd.	Metal	VEDL		253	-8.7	-3.32%	261.7	251.9	254.4	250.8
Welspun Corp Ltd.	Metal	WELCORP		551.8	6.7	1.23%	545.1	545.8	554	536.4
Abbott India Ltd.	Pharma	ABBOTINDIA		22620	167.45	0.75%	22452.55	22483	22692.95	22450
Alkem Laboratories Ltd.	Pharma	ALKEM		5080	107.5	2.16%	4972.5	5010	5090	4992.45
Aurobindo Pharma Ltd.	Pharma	AUROPHARMA		1070	6.35	0.60%	1063.65	1065.05	1081.2	1061.7
Biocon Ltd.	Pharma	BIOCON		252.7	2.05	0.82%	250.65	252.15	255.7	250.85

Cipla Ltd.	Pharma	CIPLA		1239.55	-5.4	-0.43%	1244.95	1247	1250.35	1236.7
Divi's Laboratories Ltd.	Pharma	DIVISLAB		3887.5	24	0.62%	3863.5	3894	3917	3845.5
Dr. Reddy's Laboratories Ltd.	Pharma	DRREDDY		5715	82.85	1.47%	5632.15	5634.8	5722	5601.3
Gland Pharma Ltd.	Pharma	GLAND		1948.6	57.6	3.05%	1891	1905	1997	1878
Glaxosmithkline Pharmaceuticals Ltd.	Pharma	GLAXO		1801.8	34.95	1.98%	1766.85	1775	1848	1762.95
Glenmark Pharmaceuticals Ltd.	Pharma	GLENMARK		846.25	2.3	0.27%	843.95	844.1	855.8	828.9
Granules India Ltd.	Pharma	GRANULES		396.5	-0.15	-0.04%	396.65	397.5	400.6	393.5
Ipca Laboratories Ltd.	Pharma	IPCALAB		1059.5	0.9	0.09%	1058.6	1060.1	1066.95	1053.75
Laurus Labs Ltd.	Pharma	LAURUSLABS	O=H	431.5	-3.95	-0.91%	435.45	438.75	438.75	426.35
Lupin Ltd.	Pharma	LUPIN		1288	5.35	0.42%	1282.65	1289	1300	1280.7
NATCO Pharma Ltd.	Pharma	NATCOPHARM		803	-1.35	-0.17%	804.35	813	819.8	798.55
Pfizer Ltd.	Pharma	PFIZER		4250	18.15	0.43%	4231.85	4231.9	4287	4211.2
Sanofi India Ltd.	Pharma	SANOFI		7999.45	-14	-0.17%	8013.45	8049.9	8053.9	7981.2
Sun Pharmaceutical Industries Ltd.	Pharma	SUNPHARMA		1253	5.5	0.44%	1247.5	1250	1255.4	1241.25
Torrent Pharmaceuticals Ltd.	Pharma	TORNTPHARM		2262.5	-19.8	-0.87%	2282.3	2279.25	2302.85	2256.75
Zydus Lifesciences Ltd.	Pharma	ZYDUSLIFE		688	11.8	1.75%	676.2	673	693.25	666.75
Brigade Enterprises Ltd.	Realty	BRIGADE		884	24.5	2.85%	859.5	859.5	914	855.6
DLF Ltd.	Realty	DLF		717	2.15	0.30%	714.85	719	724.45	711.4
Godrej Properties Ltd.	Realty	GODREJPROP	O=L	1998	14.3	0.72%	1983.7	1985.8	2034	1985.8
Indiabulls Real Estate Ltd.	Realty	IBREALEST		89.1	-0.6	-0.67%	89.7	90.2	91.75	88.55
Macrotech Developers Ltd.	Realty	LODHA		969.95	17.15	1.80%	952.8	960	972	952.8
Oberoi Realty Ltd.	Realty	OBEROIRLTY		1413.55	12.8	0.91%	1400.75	1404.85	1425.05	1402.55
Phoenix Mills Ltd.	Realty	PHOENIXLTD		2230	-74.85	-3.25%	2304.85	2304.9	2316.35	2216.05
Prestige Estates Projects Ltd.	Realty	PRESTIGE		1139	17.7	1.58%	1121.3	1120	1147.55	1118
Sobha Ltd.	Realty	SOBHA		1015	0.6	0.06%	1014.4	1026	1031.45	1010.1
Sunteck Realty Ltd.	Realty	SUNTECK		429.1	7.85	1.86%	421.25	426	438	424.55
Amber Enterprises India Ltd.	Consumer Durat	AMBER		3129.5	88.35	2.91%	3041.15	3092	3180	3077.6
Bata India Ltd.	Consumer Durat	BATAINDIA		1641.8	22.3	1.38%	1619.5	1632	1641.85	1614
Blue Star Ltd.	Consumer Durat	BLUESTARCO		948	1.05	0.11%	946.95	948.8	955.9	938.1
Crompton Greaves Consumer Electricals Ltd.	Consumer Durat	CROMPTON		300.3	0.3	0.10%	300	302.8	303	297.6
Dixon Technologies (India) Ltd.	Consumer Durat	DIXON		6450.8	-5.3	-0.08%	6456.1	6498.9	6540	6415
Havells India Ltd.	Consumer Durat	HAVELLS		1359	-2.8	-0.21%	1361.8	1361.1	1379.95	1352.95
Kajaria Ceramics Ltd.	Consumer Durat	KAJARIACER	O=H	1350	-15.4	-1.13%	1365.4	1379	1379	1345
Orient Electric Ltd.	Consumer Durat	ORIENTELEC	O=H	229.65	-0.6	-0.26%	230.25	234	234	227.7
Rajesh Exports Ltd.	Consumer Durat	RAJESHEXPO		360.9	-0.1	-0.03%	361	362	364.4	359
Relaxo Footwears Ltd.	Consumer Durat	RELAXO		899	3.5	0.39%	895.5	899.9	902.8	893.85
TTK Prestige Ltd.	Consumer Durat	TTKPRESTIG		738.3	-3.95	-0.53%	742.25	742.4	746	735
Titan Company Ltd.	Consumer Durat	TITAN		3689	32.3	0.88%	3656.7	3668	3695	3645
V-Guard Industries Ltd.	Consumer Durat	VGUARD		288	-2.65	-0.91%	290.65	292.25	292.35	287.2
Voltas Ltd.	Consumer Durat	VOLTAS		985	19	1.97%	966	965.95	992.8	965.35
Whirlpool of India Ltd.	Consumer Durat	WHIRLPOOL		1358	-4.9	-0.36%	1362.9	1363	1370	1348.8
Adani Total Gas Ltd.	Oil & Gas	ATGL		998	2.95	0.30%	995.05	1012	1020	991
Aegis Logistics Ltd.	Oil & Gas	AEGISCHEM		358.5	-5.15	-1.42%	363.65	366.1	367.85	356.8
Bharat Petroleum Corporation Ltd.	Oil & Gas	BPCL		454.5	2.9	0.64%	451.6	453.95	456.4	448.3
Castrol India Ltd.	Oil & Gas	CASTROLIND		177.45	-5.1	-2.79%	182.55	185	187.7	176.6
GAIL (India) Ltd.	Oil & Gas	GAIL		152.1	-1.9	-1.23%	154	154.95	155.4	150.75
Gujarat Gas Ltd.	Oil & Gas	GUJGASLTD		450.85	-0.5	-0.11%	451.35	451.35	454.35	446.65

Gujarat State Petronet Ltd.	Oil & Gas	GSPL			295	-2.3	-0.77%	297.3	298.5	298.8	292.45
Hindustan Petroleum Corporation Ltd.	Oil & Gas	HINDPETRO			381.35	-2.8	-0.73%	384.15	384	387.45	377
Indian Oil Corporation Ltd.	Oil & Gas	IOC			126.8	-1.25	-0.98%	128.05	128.4	128.9	125.45
Indraprastha Gas Ltd.	Oil & Gas	IGL			410.3	-1.55	-0.38%	411.85	413.5	413.7	408.45
Mahanagar Gas Ltd.	Oil & Gas	MGL			1183	-7.05	-0.59%	1190.05	1193.05	1198.65	1174
Oil & Natural Gas Corporation Ltd.	Oil & Gas	ONGC			205.4	-1.95	-0.94%	207.35	209.5	209.9	204.5
Oil India Ltd.	Oil & Gas	OIL			379.95	-1.75	-0.46%	381.7	386.1	391	378
Petronet LNG Ltd.	Oil & Gas	PETRONET			216.55	0.9	0.42%	215.65	217	217.5	215
Reliance Industries Ltd.	Oil & Gas	RELIANCE			2583.35	5.3	0.21%	2578.05	2582	2599.9	2573.1

Top 15 Bearish Stocks | Sell !!! Sell !! Sell!!

Symbol	Sector	O=H	Per %	LTP	OPEN	HIGH	LOW	for STBT sell after 3 pm			
BALMLAWRIE	Diversified		-4.02%	221 (-9.25)	231.7	235.7	220.1				
MSTCLTD	Services		-3.43%	621.4 (-22.05)	648.6	658.6	616.2				
SAFARI	Consumer Durables		-3.34%	1996 (-69.05)	2060.05	2070	1985				
VEDL (F&O)	Metals & Mining		-3.32%	253 (-8.7)	251.9	254.4	250.8				
MOTILALOFS	Financial Services		-3.26%	1214 (-40.85)	1260.25	1269.55	1190.55				
PHOENIXLTD	Realty		-3.25%	2230 (-74.85)	2304.9	2316.35	2216.05				
MMFL	Capital Goods		-2.73%	1005 (-28.2)	1033.2	1039.9	990				
GOKEX	Textiles		-2.65%	837 (-22.75)	861.9	865	828.75				
ARVIND	Textiles		-2.38%	260 (-6.35)	266	269.95	258.5				
WESTLIFE	Consumer Services		-2.27%	803.45 (-18.65)	823	831.7	801.95				
BSE	Financial Services		-2.23%	2259 (-51.6)	2322.2	2329.95	2258				
JINDALSAW	Capital Goods		-2.21%	412.8 (-9.35)	422.6	424.15	409.9				
USHAMART	Capital Goods		-2.19%	301.85 (-6.75)	309.6	314.9	300.05				
KNRCON	Construction		-2.18%	260 (-5.8)	267	268.5	259.75				
DATAPATTNS	Capital Goods		-2.15%	1884 (-41.45)	1931.95	1942.9	1878.5				

Top 15 Bullish Stocks | Buy !!! Buy !!! Buy !!!

Symbol	Sector	O=L	Per %	LTP	OPEN	HIGH	LOW	for BTST buy after 3 pm			
SHANTIGEAR	Capital Goods		10.70%	614 (59.35)	563	614	548.7				
MAITHANALL	Metals & Mining	O=L	7.64%	1244 (88.3)	1209	1335.5	1209				
SHARDACROP	Chemicals		6.68%	455.9 (28.55)	430.9	460	430.1				
SONACOMS	Automobile		6.43%	616.05 (37.2)	582	625.7	581				
POLYPLEX	Capital Goods	O=L	6.12%	1077 (62.1)	1015	1095	1015				
POLYMED	Healthcare		5.85%	1527 (84.45)	1451.9	1550	1444.4				
UNIPARTS	Capital Goods	O=L	5.59%	574.4 (30.4)	544.8	580	544.8				
LICI	Financial Services		4.93%	819.8 (38.5)	785	825.95	784.05				
HEG	Capital Goods	O=L	4.66%	1882 (83.8)	1782	1935	1782				
JKPAPER	Forest Materials		4.65%	413 (18.35)	398.1	416.8	395.5				
AARTIPHARM	Healthcare		4.65%	529 (23.5)	510	535.35	508.35				
VALIANTORG	Chemicals	O=L	4.34%	514 (21.4)	495	516	495				
HINDALCO (F&O)	Metals & Mining		4.25%	604.5 (24.65)	582	607.65	580.3				
NUVOCO	Construction Materials		4.15%	388.8 (15.5)	398	398	383				
JKIL	Construction		4.12%	617.95 (24.45)	606.05	635.7	594.25				

www.oideer.com

Tool Subscription Link:

<https://www.oideer.com/subscription-plan/>

1 Day Expiry Spacial Tool Link free to all (Activated only on Expiry Day):

<https://www.oideer.com/oidata-sheet/>

Daily Oi Report (PDF):

<https://www.oideer.com/pdf/>

Learning Videos:

<https://www.oideer.com/training-videos/>

FII-DII Data (Participant wise data):

<https://www.oideer.com/fii-dii-data/>