

21-Dec-2023 Participant Wise OI		22-Dec-2023 Participant Wise OI	
Contracts		Contracts	Change
FII Net Index Future OI	89782	FII Net Index Future OI	84690 -5092
DII Net Index Future OI	31484	DII Net Index Future OI	23503 -7981
Pro Net Index Future OI	-26044	Pro Net Index Future OI	-22942 3102
Retail Net Index Future OI	-95222	Retail Net Index Future OI	-85251 9971

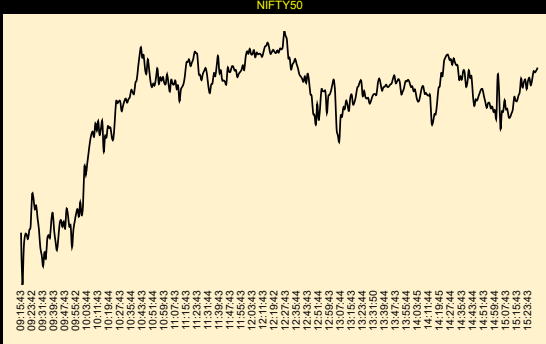
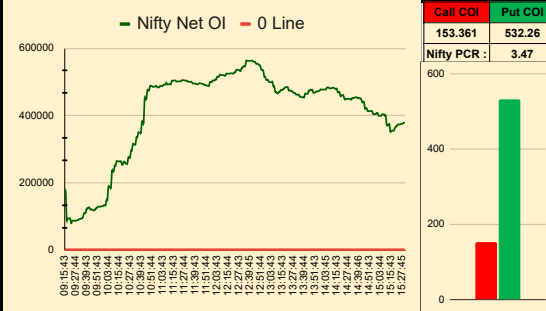


NIFTY50		India VIX 14.68	BANK NIFTY	
Current Expiry	2023-12-28		Current Expiry	2023-12-28
Nifty50 Prev. CI	21,349.40		BN Prev. CI	47,491.85
Nifty50 Open	21,365.20	15.80	BN Open	47,576.40 84.55
Nifty50 High	21,477.15		BN High	47,838.45
Nifty50 Low	21,329.45		BN Low	47,411.65
Nifty50 Spot LTP	21,441.35	76.15	BN Spot LTP	47,724.85 148.45
Nifty50 VWAP Diff	26.15	Bullish	BN VWAP Diff	121.82 Bullish
Nifty Expected Day High	21,529.30	52.15	BN Expected Day High	47,941.90 103.45
Nifty Expected Day Low	21,201.10	128.35	BN Expected Day Low	47,210.90 200.75
Max Call OI (Resistance)	21500	199,155	Max Call OI (Resistance)	48000 221,942
Max Put OI (Support)	21300	199,841	Max Put OI (Support)	47500 212,980
Nifty50 SRR is	Bullish	1	Bank Nifty SRR is	Bearish 0.96
SRR Says 21300 Strike is Strong Support			SRR Says 48000 Strike is Strong Resistance	

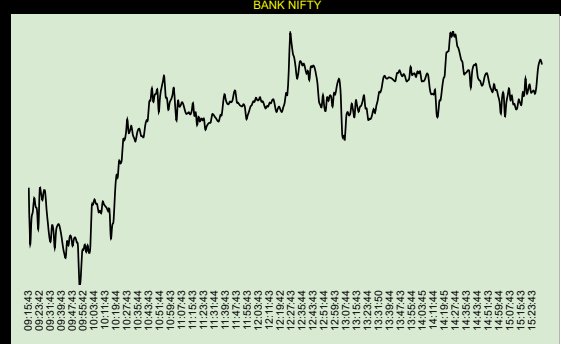
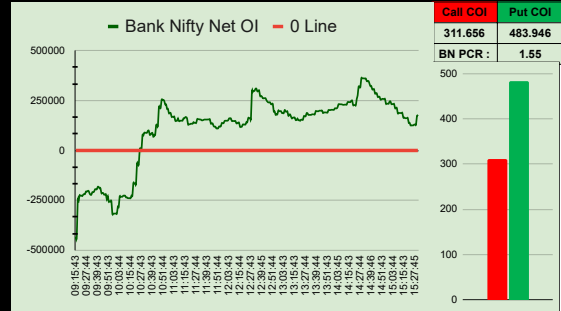
CALL COI	PCR	PUT COI	CALL COI	PCR	PUT COI
153361	3.47	532260	311656	1.55	483946
0		0	0		0
Price Action	NET OI	VWAP Diff	Price Action	NET OI	VWAP Diff
Bullish	Bullish	26.15	Bullish	Bullish	121.82

Global Markets					
US	US	Canada	LONDON	JAPAN	CHINA
Dow Jones	Nasdaq	S&P/TSX	FTSE 100	Nikkei 225	Hang Seng
37,385.97	14,992.97	20,881.19	7,697.51	33,305.85	16,340.41
-18.38(-0.05%)	+29.11(0.19%)	+115.46(0.56%)	+2.78(0.04%)	+22.47(0.07%)	-280.72(-1.69%)


26-Dec-2023 15:35:49 OIDeer.com					
Strike	Open Interest	Strike	Open Interest	Strike	Open Interest
Call Writer (OTM)	21600 158508	Call Writer (OTM)	48000 221942		
Call Writer (OTM)	21550 65476	Call Writer (OTM)	47900 92282		
Call Writer (OTM)	21500 199155	Call Writer (OTM)	47800 105248		
Call Writer (ATM)	21450 83476	Call Writer (ATM)	47700 72646		
Call Writer (ATM)	21,441.35	Total	506615	47,724.85	492118
Put Writer (ATM)	21450 76562	Put Writer (ATM)	47700 106263		
Put Writer (OTM)	21400 166390	Put Writer (OTM)	47600 136667		
Put Writer (OTM)	21350 87106	Put Writer (OTM)	47500 212980		
Put Writer (OTM)	21300 199841	Put Writer (OTM)	47400 91952		
Total	529899	Total	547862		





Top 15 Bearish Stocks Sell !!! Sell !!! Sell !!!						for STBT sell after 3 pm			
Symbol	Sector	O=H	LTP	OPEN	HIGH	LOW			
RBLBANK	F&O/Financial Services	O=H	260.5 (-11.95)	278.5	278.7	259.75			
IIONEXCHANG	Construction	O=H	2628 (-115.5)	608.9	608.9	2601			
VMART	Consumer Services	O=H	2016.7 (-87.75)	2110	2110.45	2011.75			
IIONEXCHANG	Construction	O=H	578.8 (-23.2)	608.9	608.9	574.1			
PDSL	Textiles	O=H	540 (-19.5)	558	558	533			
HOMEFIRST	Financial Services	O=H	960.3 (-34.3)	994.6	1013.5	954.2			
STYRENI	Chemicals	O=H	1455 (-47.05)	1502.2	1512	1446.95			
LANDMARK	Automobile	O=H	788 (-23.3)	811.95	813.95	778.35			
LGBBROS LTD	Automobile	O=H	1276 (-36)	1318	1339.7	1271.45			
NAM-INDIA	Financial Services	O=H	443.35 (-11.95)	455.3	457.25	440.8			
MASFIN	Financial Services	O=H	853.35 (-22.85)	876.2	884.95	851.95			
AMIORG	Healthcare	O=H	1170 (-30.4)	1205	1212.95	1166.6			
PVRINOX	F&O/Ent & Publicat	O=H	1659 (-41.8)	1710.1	1721	1655			
CHEMPLASTS	Chemicals	O=H	500.7 (-12.3)	522	524.4	500.4			
MTARTECH	Metals & Mining	O=H	2184 (-52.65)	2237	2244.65	2165.25			





Top 15 Bullish Stocks Buy !!! Buy !!! Buy !!!						for BTST buy after 3 pm			
#	Symbol	Sector	O=L	LTP	OPEN	HIGH	LOW		
1	JKIL	Construction	O=L	593.5 (98.9)	565	593.5	545.95		
2	MISTCLTD	Services	O=L	644.8 (76.8)	573	670	568.75		
3	SOLARA	Healthcare	O=L	373 (43.95)	329.2	384	329.1		
4	NLCINDIA	Power	O=L	252.2 (28.3)	226	254.75	225.8		
5	HERITFOOD	FMCG	O=L	304.3 (33.85)	271.4	305.9	271		
6	ALKYLAMINE	Chemicals	O=L	2574.35 (269.5)	2319.9	2606.65	2314.7		
7	BALAMINES	Power	O=L	2635 (269.8)	2410	2650	2395.5		
8	BBTC	FMCG	O=L	1471.1 (142.7)	1330.55	1499	1322.4		
9	SURYAROSNI	Capital Goods	O=L	663.7 (57.65)	615.9	665	612.15		
10	TIRUMALCHM	Chemicals	O=L	227 (18.4)	209.65	228.55	209.2		
11	MAZDOCK	Capital Goods	O=L	2294.25 (172.85)	2128	2332	2125.05		
12	TEGA	Capital Goods	O=L	1172.4 (83.65)	1099.55	1219.65	1089.7		
13	BDL	Capital Goods	O=L	1888 (116.75)	1587	1726.95	1580.3		
14	SUPRIYA	Healthcare	O=L	318.65 (21.6)	300	318.65	299.5		
15	BATACHEM	F&O/Chemicals	O=L	1096 (73.95)	1027	1102	1020.7		


Nifty ATM		Current Expiry	Exp High : 21,529.30	52.15	Not Break	Resistanc	21500	BN ATM	Tuesday		Exp High : 47,941.90	103.45	Not Break	Resistanc	48000		
21450		2023-12-28	Exp Low : 21,201.10	128.35	Not Break	Support	21300	47700			Exp Low : 47,210.90	200.75	Not Break	Support	47500		
Time	NET Oi	+▲-▼	Net Oi Signal	Price Action Signal	VWAP Diff	Strike	Nifty PCR	Nifty LTP	Time	NET Oi	+▲-▼	Net Oi Signal	Price Action Signal	VWAP Diff	Strike	BN PCR	BN LTP
09:15:43	172279	0	Bullish	Wait	3.38		4.16	21,365.20	09:15:43	-432547	0	Bearish	Wait	-331.43		0	47,576.40
09:16:43	172279	0	Bullish	Wait	-6.56		4.16	21,336.90	09:16:43	-432547	0	Bearish	Wait	8.01		0	47,488.25
09:17:43	93694	-78585	Bullish	Wait	-0.22		2.79	21,357.20	09:17:43	-253594	178953	Bearish	Wait	17.12	Buy 47200 CE	0	47,527.75
09:18:43	93694	0	Bullish	Wait	7.37		2.79	21,364.00	09:18:43	-253594	0	Bearish	Wait	46.19		0	47,539.25
09:19:44	93807	113	Bullish	Wait	-3.29		1.87	21,364.25	09:19:44	-225965	27629	Bearish	Wait	10.31		0	47,560.15
09:20:43	93807	0	Bullish	Wait	-3.29		1.87	21,361.80	09:20:43	-225965	0	Bearish	Wait	10.31		0	47,546.75
09:21:43	93807	0	Bullish	Wait	-3.29		1.87	21,366.55	09:21:43	-225965	0	Bearish	Wait	18.43		0	47,541.40
09:22:43	80066	-13741	Bullish	Wait	5.08		1.59	21,369.10	09:22:43	-228345	-2380	Bearish	Wait	6.92		0.08	47,511.80
09:23:42	86629	6563	Bullish	Wait	15.47	Buy 21200 CE	1.62	21,385.60	09:23:42	-221840	6505	Bearish	Wait	23.49		0.1	47,573.35
09:24:44	87911	1282	Bullish	Wait	8.09		1.56	21,384.05	09:24:44	-218415	3425	Bearish	Wait	5.09		0.22	47,567.55
09:25:43	87911	0	Bullish	Wait	8.09		1.56	21,377.90	09:25:43	-218415	0	Bearish	Wait	5.09		0.22	47,556.85
09:26:43	87333	-578	Bullish	Wait	15.08		1.52	21,379.90	09:26:43	-206063	12352	Bearish	Wait	22.68		0.28	47,571.30
09:27:44	87333	0	Bullish	Wait	8.98		1.52	21,372.95	09:27:44	-206063	0	Bearish	Wait	10.19		0.28	47,569.35
09:28:44	88664	1331	Bullish	Bullish	-6.85		1.49	21,366.95	09:28:44	-203013	3050	Bearish	Bearish	-14.98		0.36	47,541.85
09:29:43	88664	0	Bullish	Bullish	-5.11		1.49	21,357.10	09:29:43	-203013	0	Bearish	Bullish	-28.91	Buy 47800 PE	0.36	47,520.20
09:30:45	89995	1331	Bullish	Bearish	-5.11		1.47	21,353.10	09:30:45	-214597	-11584	Bearish	Bearish	-55.81		0.37	47,499.50
09:31:43	92429	2434	Bullish	Bearish	-2.44		1.48	21,347.00	09:31:43	-221480	-6883	Bearish	Bearish	-11.81		0.37	47,491.90
09:32:43	92429	0	Bullish	Bearish	-2.44		1.48	21,354.55	09:32:43	-221480	0	Bearish	Bearish	-11.81		0.37	47,516.70
09:33:44	94322	1893	Bullish	Bearish	-6.38		1.45	21,351.15	09:33:44	-209306	12174	Bearish	Bearish	-54.30		0.45	47,509.65
09:34:43	94322	0	Bullish	Bearish	-6.38		1.45	21,361.55	09:34:43	-209306	0	Bearish	Bearish	-54.30		0.45	47,481.55
09:35:43	98164	3842	Bullish	Bearish	13.30		1.46	21,363.85	09:35:43	-205648	3658	Bearish	Bearish	-11.76		0.47	47,509.15
09:36:45	107981	9817	Bullish	Bearish	17.93		1.5	21,362.55	09:36:45	-194486	11162	Bearish	Bearish	24.61	Buy 47200 CE	0.52	47,517.00
09:37:43	111057	3076	Bullish	Bearish	23.09		1.51	21,371.85	09:37:43	-194483	3	Bearish	Bearish	19.05		0.53	47,518.80
09:38:43	111057	0	Bullish	Bearish	23.09		1.51	21,375.85	09:38:43	-194483	0	Bearish	Bearish	19.05		0.53	47,510.95
09:39:43	122958	11901	Bullish	Bearish	11.35		1.56	21,366.50	09:39:43	-182538	11945	Bearish	Bearish	-4.32		0.58	47,498.50
09:40:43	122958	0	Bullish	Bearish	11.35		1.56	21,360.60	09:40:43	-182538	0	Bearish	Bearish	-4.32		0.58	47,483.15
09:41:44	127083	4125	Bullish	Bearish	1.38		1.58	21,355.70	09:41:44	-189952	-7414	Bearish	Bearish	-33.78	Buy 47800 PE	0.57	47,472.25
09:42:43	127083	0	Bullish	Bullish	7.52		1.58	21,361.70	09:42:43	-189952	0	Bearish	Bearish	-35.87		0.57	47,466.80
09:43:44	121132	-5951	Bullish	Bullish	19.20		1.52	21,369.95	09:43:44	-213537	-23585	Bearish	Bearish	-8.26		0.55	47,491.95
09:44:43	121132	0	Bullish	Bullish	19.20		1.52	21,372.00	09:44:43	-213537	0	Bearish	Bearish	-8.26		0.55	47,485.50
09:45:43	121132	0	Bullish	Bullish	16.10		1.52	21,368.45	09:45:43	-213537	0	Bearish	Bearish	-0.23		0.55	47,499.95
09:46:43	118443	-2689	Bullish	Bullish	14.26		1.48	21,371.20	09:46:43	-221523	-7986	Bearish	Bearish	1.15		0.54	47,498.60
09:47:43	118443	0	Bullish	Bullish	10.98		1.48	21,367.50	09:47:43	-220752	771	Bearish	Bullish	-18.23		0.54	47,484.80
09:48:43	118443	0	Bullish	Bullish	15.71		1.48	21,377.90	09:48:43	-220752	0	Bearish	Bearish	5.56		0.54	47,495.65
09:49:42	123948	5505	Bullish	Bullish	18.19		1.5	21,375.20	09:49:42	-246135	-25383	Bearish	Bearish	9.21		0.52	47,497.95
09:50:43	123948	0	Bullish	Bearish	16.47		1.5	21,368.55	09:50:43	-228259	17876	Bearish	Bearish	-4.93		0.55	47,490.90


Nifty ATM		Current Expiry	Exp High : 21,529.30	52.15	Not Break	Resistanc	21500	BN ATM	Tuesday		Exp High : 47,941.90	103.45	Not Break	Resistanc	48000		
21450		2023-12-28	Exp Low : 21,201.10	128.35	Not Break	Support	21300	47700			Exp Low : 47,210.90	200.75	Not Break	Support	47500		
Time	NET Oi	+▲-▼	Net Oi Signal	Price Action Signal	VWAP Diff	Strike	Nifty PCR	Nifty LTP	Time	NET Oi	+▲-▼	Net Oi Signal	Price Action Signal	VWAP Diff	Strike	BN PCR	BN LTP
09:51:43	128914	4966	Bullish	Bearish	11.20		1.51	21,368.95	09:51:43	-255677	-27418	Bearish	Bearish	-53.77		0.52	47,482.90
09:52:43	128914	0	Bullish	Bearish	2.24		1.51	21,357.35	09:52:43	-255677	0	Bearish	Bearish	-75.20		0.52	47,423.50
09:53:44	128914	0	Bullish	Bullish	16.85		1.51	21,366.70	09:53:44	-255677	0	Bearish	Bearish	-28.86		0.52	47,434.85
09:54:43	128914	0	Bullish	Bullish	16.85		1.51	21,371.40	09:54:43	-255677	0	Bearish	Bullish	-28.86		0.52	47,475.05
09:55:42	130409	1495	Bullish	Bullish	19.26		1.51	21,375.55	09:55:42	-316455	-60778	Bearish	Bullish	-15.54		0.42	47,478.90
09:56:43	130409	0	Bullish	Bullish	19.73		1.51	21,377.95	09:56:43	-316455	0	Bearish	Bearish	4.33		0.42	47,486.85
09:57:43	130409	0	Bullish	Bullish	19.73		1.51	21,373.95	09:57:43	-316455	0	Bearish	Bearish	4.33		0.42	47,475.45
09:58:44	133617	3208	Bullish	Bullish	22.21		1.51	21,381.60	09:58:44	-315902	553	Bearish	Bearish	17.51	Buy 47200 CE	0.45	47,485.60
09:59:44	133617	0	Bullish	Bullish	19.97		1.51	21,374.60	09:59:44	-315902	0	Bearish	Bearish	-5.05		0.45	47,473.85
10:00:43	133617	0	Bullish	Bullish	21.76		1.51	21,380.35	10:00:43	-315902	0	Bearish	Bearish	-1.67		0.45	47,483.80
10:01:44	149364	15747	Bullish	Bullish	38.43		1.59	21,400.95	10:01:44	-282767	33135	Bearish	Bullish	-1.67		0.49	47,545.10
10:02:43	149364	0	Bullish	Bullish	47.94		1.59	21,396.65	10:02:43	-282767	0	Bearish	Bullish	87.50		0.49	47,550.00
10:03:44	187347	37983	Bullish	Bullish	56.40		1.78	21,402.40	10:03:44	-231718	51049	Bearish	Bullish	82.15		0.56	47,557.95
10:04:43	187347	0	Bullish	Bullish	55.89		1.78	21,408.40	10:04:43	-231686	32	Bearish	Bullish	80.42		0.56	47,551.45
10:05:43	187347	0	Bullish	Bullish	55.89		1.78	21,414.30	10:05:43	-231686	0	Bearish	Bullish	80.42		0.56	47,550.20
10:06:43	187347	0	Bullish	Bullish	55.20		1.78	21,418.35	10:06:43	-231686	0	Bearish	Bullish	63.44		0.56	47,538.05
10:07:44	234372	47025	Bullish	Bullish	54.05		2.04	21,420.05	10:07:44	-226487	5199	Bearish	Bullish	66.37		0.58	47,540.05
10:08:44	234372	0	Bullish	Bullish	54.05		2.04	21,417.25	10:08:44	-226487	0	Bearish	Bullish	66.37		0.58	47,536.70
10:09:43	234372	0	Bullish	Bullish	54.61		2.04	21,424.55	10:09:43	-226487	0	Bearish	Bullish	69.79		0.58	47,554.25
10:10:44	251317	16945	Bullish	Bullish	53.28		2.1	21,420.60	10:10:44	-235063	-8576	Bearish	Bullish	64.28		0.57	47,550.05
10:11:43	251317	0	Bullish	Bullish	53.28		2.1	21,425.75	10:11:43	-235063	0	Bearish	Bullish	64.28		0.57	47,547.05
10:12:44	263928	12611	Bullish	Bullish	47.73		2.14	21,418.25	10:12:44	-239004	-3941	Bearish	Bullish	62.58		0.57	47,544.35
10:13:45	263994	66	Bullish	Bullish	48.33		2.14	21,421.70	10:13:45	-238933	71	Bearish	Bullish	54.53		0.57	47,539.35
10:14:43	263994	0	Bullish	Bullish	48.33		2.14	21,425.45	10:14:43	-238933	0	Bearish	Bearish	54.53		0.57	47,541.30
10:15:44	263994	0	Bullish	Bullish	32.34		2.14	21,409.30	10:15:44	-238933	0	Bearish	Bearish	1.97		0.57	47,496.80
10:16:43	263714	-280	Bullish	Bullish	39.00		2.12	21,417.55	10:16:43	-225943	12990	Bearish	Bearish	36.50		0.58	47,517.05
10:17:44	263714	0	Bullish	Bullish	44.17		2.12	21,416.90	10:17:44	-225943	0	Bearish	Bearish	71.92		0.58	47,525.25
10:18:45	254330	-9384	Bullish	Bullish	45.75		2.04	21,422.85	10:18:45	-165409	60534	Bearish	Bullish	129.09		0.67	47,567.30
10:19:44	254330	0	Bullish	Bullish	45.75		2.04	21,422.00	10:19:44	-165409	0	Bearish	Bullish	129.09		0.67	47,594.90
10:20:43	262358	8028	Bullish	Bullish	40.39		2.07	21,422.05	10:20:43	-165409	0	Bearish	Bullish	133.23		0.67	47,593.35
10:21:41	262358	0	Bullish	Bearish	44.25		2.07	21,416.55	10:21:41	-165409	0	Bearish	Bullish	142.96		0.67	47,618.30
10:22:44	257273	-5085	Bullish	Bearish	38.52		2.02	21,416.15	10:22:44	-68753	96656	Bearish	Bullish	160.18		0.85	47,614.55
10:23:44	257273	0	Bullish	Bullish	38.52		2.02	21,425.20	10:23:44	-68753	0	Bearish	Bullish	160.18		0.85	47,621.35
10:24:44	257273	0	Bullish	Bullish	55.71		2.02	21,436.35	10:24:44	-68753	0	Bearish	Bullish	194.84		0.85	47,652.10
10:25:43	275130	17857	Bullish	Bullish	59.13		2.15	21,435.55	10:25:43	4394	73147	Bullish	Bullish	158.49		1.01	47,651.75
10:26:45	275130	0	Bullish	Bullish	60.47		2.15	21,436.55	10:26:45	4394	0	Bullish	Bullish	200.94		1.01	47,662.15


Nifty ATM		Current Expiry	Exp High : 21,529.30	52.15	Not Break	Resistanc	21500	BN ATM	Tuesday		Exp High : 47,941.90	103.45	Not Break	Resistanc	48000		
21450		2023-12-28	Exp Low : 21,201.10	128.35	Not Break	Support	21300	47700			Exp Low : 47,210.90	200.75	Not Break	Support	47500		
Time	NET Oi	+▲-▼	Net Oi Signal	Price Action Signal	VWAP Diff	Strike	Nifty PCR	Nifty LTP	Time	NET Oi	+▲-▼	Net Oi Signal	Price Action Signal	VWAP Diff	Strike	BN PCR	BN LTP
10:27:43	275130	0	Bullish	Bullish	60.47		2.15	21,436.45	10:27:43	4394	0	Bullish	Bullish	200.94		1.01	47,684.10
10:28:43	295820	20690	Bullish	Bullish	51.43		2.26	21,431.20	10:28:43	75003	70609	Bullish	Bullish	170.51		1.19	47,663.20
10:29:43	295820	0	Bullish	Bullish	56.78		2.26	21,433.95	10:29:43	75003	0	Bullish	Bullish	191.64		1.19	47,666.70
10:30:44	314404	18584	Bullish	Bullish	63.23		2.36	21,436.65	10:30:44	88662	13659	Bullish	Bullish	190.58		1.21	47,673.90
10:31:43	314404	0	Bullish	Bullish	63.23		2.36	21,438.00	10:31:43	88662	0	Bullish	Bullish	190.58		1.21	47,660.25
10:32:43	314404	0	Bullish	Bullish	63.23		2.36	21,435.80	10:32:43	88662	0	Bullish	Bullish	190.58		1.21	47,654.75
10:33:44	314404	0	Bullish	Bullish	54.64		2.36	21,437.70	10:33:44	88662	0	Bullish	Bullish	153.96		1.21	47,649.50
10:34:44	335566	21162	Bullish	Bullish	56.98		2.46	21,438.85	10:34:44	98484	9822	Bullish	Bullish	163.68		1.24	47,660.90
10:35:44	335566	0	Bullish	Bullish	46.47		2.46	21,442.70	10:35:44	98484	0	Bullish	Bullish	163.68		1.24	47,668.30
10:36:45	349381	13815	Bullish	Bullish	40.64		2.51	21,441.45	10:36:45	79387	-19097	Bullish	Bullish	147.15		1.18	47,668.60
10:37:44	349381	0	Bullish	Bullish	40.64		2.51	21,440.55	10:37:44	79387	0	Bullish	Bullish	147.15		1.18	47,658.70
10:38:43	349392	11	Bullish	Bullish	40.64		2.51	21,446.50	10:38:43	86646	7259	Bullish	Bullish	147.15		1.2	47,657.55
10:39:43	349392	0	Bullish	Bullish	47.69		2.51	21,448.30	10:39:43	86646	0	Bullish	Bearish	160.64		1.2	47,656.75
10:40:43	380934	31542	Bullish	Bullish	45.39		2.76	21,455.10	10:40:43	68623	-18023	Bullish	Bearish	141.94		1.15	47,673.35
10:41:46	380934	0	Bullish	Bullish	63.43		2.76	21,461.30	10:41:46	78735	10112	Bullish	Bullish	187.88		1.17	47,682.40
10:42:43	380934	0	Bullish	Bullish	63.43		2.76	21,465.90	10:42:43	78735	0	Bullish	Bullish	187.88		1.17	47,683.35
10:43:43	449162	68228	Bullish	Bullish	68.55		3.59	21,460.30	10:43:43	125606	46871	Bullish	Bullish	187.88		1.3	47,711.25
10:44:43	449162	0	Bullish	Bullish	56.88		3.59	21,461.65	10:44:43	125623	17	Bullish	Bullish	214.67		1.3	47,714.85
10:45:42	449162	0	Bullish	Bullish	56.76		3.59	21,454.15	10:45:42	125623	0	Bullish	Bullish	214.67		1.3	47,733.05
10:46:45	474829	25667	Bullish	Bullish	52.50		3.89	21,451.55	10:46:45	213979	88356	Bullish	Bullish	221.67		1.56	47,712.10
10:47:43	474829	0	Bullish	Bullish	52.50		3.89	21,459.35	10:47:43	213979	0	Bullish	Bullish	221.67		1.56	47,722.65
10:48:44	474829	0	Bullish	Bullish	52.50		3.89	21,453.75	10:48:44	213979	0	Bullish	Bullish	221.67		1.56	47,724.75
10:49:42	487798	12969	Bullish	Bullish	46.87		3.97	21,447.10	10:49:42	253378	39399	Bullish	Bullish	214.51		1.65	47,730.40
10:50:43	487798	0	Bullish	Bullish	28.32		3.97	21,444.25	10:50:43	253378	0	Bullish	Bullish	170.43		1.65	47,696.00
10:51:44	487798	0	Bullish	Bearish	28.32		3.97	21,446.20	10:51:44	253378	0	Bullish	Bullish	170.43		1.65	47,721.20
10:52:43	485457	-2341	Bullish	Bearish	35.86		3.99	21,445.25	10:52:43	247167	-6211	Bullish	Bullish	188.29		1.63	47,733.85
10:53:44	485491	34	Bullish	Bearish	42.71		3.99	21,449.70	10:53:44	230022	-17145	Bullish	Bullish	189.29		1.59	47,743.85
10:54:44	485491	0	Bullish	Bearish	42.71		3.99	21,454.40	10:54:44	230022	0	Bullish	Bullish	189.29		1.59	47,752.40
10:55:43	487957	2466	Bullish	Bearish	36.35		3.98	21,446.00	10:55:43	208134	-21888	Bullish	Bullish	157.93		1.51	47,721.00
10:56:43	487957	0	Bullish	Bearish	36.35		3.98	21,449.60	10:56:43	208134	0	Bullish	Bullish	157.93		1.51	47,717.20
10:57:44	483896	-4061	Bullish	Bearish	32.12		3.87	21,447.80	10:57:44	186892	-21242	Bullish	Bearish	111.71		1.46	47,699.40
10:58:43	483896	0	Bullish	Bearish	32.12		3.87	21,449.75	10:58:43	186892	0	Bullish	Bearish	111.71		1.46	47,711.05
10:59:43	483896	0	Bullish	Bearish	36.01		3.87	21,446.50	10:59:43	186892	0	Bullish	Bullish	145.84		1.46	47,715.60
11:00:43	488057	4161	Bullish	Bearish	36.07		3.84	21,446.00	11:00:43	168740	-18152	Bullish	Bearish	145.83		1.39	47,722.50
11:01:44	488057	0	Bullish	Bearish	30.62		3.84	21,451.15	11:01:44	168743	3	Bullish	Bullish	125.62		1.39	47,733.85
11:02:43	488057	0	Bullish	Bearish	30.62		3.84	21,446.30	11:02:43	168743	0	Bullish	Bearish	125.62		1.39	47,704.60


Nifty ATM		Current Expiry	Exp High :	21,529.30	52.15	Not Break	Resistanc	21500	BN ATM	Tuesday		Exp High :	47,941.90	103.45	Not Break	Resistanc	48000
21450		2023-12-28	Exp Low :	21,201.10	128.35	Not Break	Support	21300	47700			Exp Low :	47,210.90	200.75	Not Break	Support	47500
Time	NET Oi	+▲-▼	Net Oi Signal	Price Action Signal	VWAP Diff	Strike	Nifty PCR	Nifty LTP	Time	NET Oi	+▲-▼	Net Oi Signal	Price Action Signal	VWAP Diff	Strike	BN PCR	BN LTP
11:03:43	488057	0	Bullish	Bearish	24.69		3.84	21,441.85	11:03:43	168743	0	Bullish	Bearish	92.30		1.39	47,682.60
11:04:43	491957	3900	Bullish	Bullish	27.09		3.93	21,448.25	11:04:43	149124	-19619	Bullish	Bearish	99.21		1.34	47,713.40
11:05:45	491957	0	Bullish	Bullish	27.09		3.93	21,446.05	11:05:45	149084	-40	Bullish	Bearish	100.04		1.34	47,704.45
11:06:44	491957	0	Bullish	Bearish	27.09		3.93	21,445.70	11:06:44	149084	0	Bullish	Bearish	100.04		1.34	47,706.40
11:07:43	497268	5311	Bullish	Bearish	23.08		3.96	21,447.80	11:07:43	160108	11024	Bullish	Bearish	115.89		1.37	47,711.35
11:08:44	492987	-4281	Bullish	Bearish	27.21		3.87	21,443.15	11:08:44	147510	-12598	Bullish	Bearish	106.51		1.33	47,707.40
11:09:43	492987	0	Bullish	Bearish	30.21		3.87	21,445.10	11:09:43	147510	0	Bullish	Bearish	106.77		1.33	47,699.25
11:10:44	493280	293	Bullish	Bearish	21.24		3.78	21,436.60	11:10:44	149459	1949	Bullish	Bearish	86.13		1.33	47,693.20
11:11:43	493280	0	Bullish	Bearish	21.24		3.78	21,442.75	11:11:43	149459	0	Bullish	Bearish	86.13		1.33	47,693.65
11:12:43	493280	0	Bullish	Bearish	25.03		3.78	21,444.45	11:12:43	149459	0	Bullish	Bearish	92.84		1.33	47,695.45
11:13:44	502939	9659	Bullish	Bullish	22.50		3.87	21,446.20	11:13:44	160718	11259	Bullish	Bearish	98.67		1.35	47,692.00
11:14:44	502939	0	Bullish	Bearish	22.50		3.87	21,450.70	11:14:44	160718	0	Bullish	Bearish	98.67		1.35	47,696.80
11:15:43	504280	1341	Bullish	Bullish	41.37		3.81	21,457.40	11:15:43	166583	5865	Bullish	Bullish	95.71		1.36	47,709.90
11:16:43	504280	0	Bullish	Bullish	41.37		3.81	21,457.90	11:16:43	166583	0	Bullish	Bullish	95.71		1.36	47,690.05
11:17:43	504280	0	Bullish	Bullish	39.42		3.81	21,459.30	11:17:43	158987	-7596	Bullish	Bearish	85.77		1.34	47,695.05
11:18:43	501337	-2943	Bullish	Bullish	38.50		3.72	21,455.70	11:18:43	131233	-27754	Bullish	Bearish	93.09		1.27	47,675.20
11:19:43	501337	0	Bullish	Bullish	38.50		3.72	21,457.60	11:19:43	131233	0	Bullish	Bearish	93.09		1.27	47,688.30
11:20:43	501340	3	Bullish	Bullish	37.59		3.72	21,459.55	11:20:43	131233	0	Bullish	Bearish	94.27		1.27	47,680.95
11:21:43	501674	334	Bullish	Bullish	38.20		3.69	21,463.40	11:21:43	134009	2776	Bullish	Bearish	86.42		1.27	47,685.55
11:22:43	501674	0	Bullish	Bullish	38.20		3.69	21,462.80	11:22:43	134009	0	Bullish	Bearish	86.42		1.27	47,682.70
11:23:43	501674	0	Bullish	Bullish	38.50		3.69	21,461.50	11:23:43	134011	2	Bullish	Bearish	88.33		1.27	47,685.10
11:24:45	504968	3294	Bullish	Bullish	15.52		3.81	21,451.75	11:24:45	141570	7559	Bullish	Bearish	95.46		1.29	47,668.30
11:25:44	504968	0	Bullish	Bullish	18.64		3.81	21,450.80	11:25:44	138496	-3074	Bullish	Bearish	94.34		1.29	47,673.10
11:26:43	504968	0	Bullish	Bullish	18.64		3.81	21,448.05	11:26:43	138496	0	Bullish	Bearish	94.34		1.29	47,676.95
11:27:44	504968	0	Bullish	Bullish	37.09		3.81	21,451.50	11:27:44	138496	0	Bullish	Bearish	105.43		1.29	47,678.85
11:28:44	503547	-1421	Bullish	Bearish	31.73		3.7	21,453.15	11:28:44	156576	18080	Bullish	Bearish	94.34		1.32	47,679.85
11:29:44	503547	0	Bullish	Bearish	26.49		3.7	21,454.60	11:29:44	156576	0	Bullish	Bullish	101.01		1.32	47,691.90
11:30:43	503547	0	Bullish	Bearish	26.49		3.7	21,451.05	11:30:43	156576	0	Bullish	Bearish	101.01		1.32	47,691.50
11:31:44	500296	-3251	Bullish	Bearish	17.31		3.66	21,444.55	11:31:44	154918	-1658	Bullish	Bullish	101.01		1.32	47,688.05
11:32:43	500303	7	Bullish	Bearish	13.71		3.66	21,441.00	11:32:43	154923	5	Bullish	Bearish	94.04		1.32	47,685.45
11:33:44	500299	-4	Bullish	Bearish	10.47		3.66	21,445.50	11:33:44	151139	-3784	Bullish	Bullish	90.00		1.31	47,681.75
11:34:44	500299	0	Bullish	Bearish	10.47		3.66	21,446.45	11:34:44	151139	0	Bullish	Bearish	90.00		1.31	47,681.60
11:35:43	499771	-528	Bullish	Bearish	21.31		3.65	21,451.85	11:35:43	153178	2039	Bullish	Bullish	103.00		1.32	47,690.85
11:36:44	495274	-4497	Bullish	Bearish	24.17		3.59	21,450.25	11:36:44	154853	1675	Bullish	Bullish	124.23		1.32	47,691.15
11:37:43	495274	0	Bullish	Bullish	24.17		3.59	21,455.80	11:37:43	154853	0	Bullish	Bullish	124.23		1.32	47,709.75
11:38:44	495274	0	Bullish	Bullish	31.52		3.59	21,461.25	11:38:44	154853	0	Bullish	Bullish	147.86		1.32	47,723.80


Nifty ATM		Current Expiry	Exp High : 21,529.30	52.15	Not Break	Resistanc	21500	BN ATM	Tuesday		Exp High : 47,941.90	103.45	Not Break	Resistanc	48000		
21450		2023-12-28	Exp Low : 21,201.10	128.35	Not Break	Support	21300	47700			Exp Low : 47,210.90	200.75	Not Break	Support	47500		
Time	NET Oi	+▲-▼	Net Oi Signal	Price Action Signal	VWAP Diff	Strike	Nifty PCR	Nifty LTP	Time	NET Oi	+▲-▼	Net Oi Signal	Price Action Signal	VWAP Diff	Strike	BN PCR	BN LTP
11:39:43	495274	0	Bullish	Bullish	31.52		3.59	21,452.10	11:39:43	154853	0	Bullish	Bullish	147.86		1.32	47,714.95
11:40:43	493131	-2143	Bullish	Bullish	23.50		3.58	21,453.40	11:40:43	155461	608	Bullish	Bullish	119.48		1.32	47,709.25
11:41:43	493131	0	Bullish	Bearish	23.50		3.58	21,448.10	11:41:43	155461	0	Bullish	Bullish	107.12		1.32	47,708.15
11:42:43	493131	0	Bullish	Bearish	13.45		3.58	21,447.90	11:42:43	155461	0	Bullish	Bullish	102.40		1.32	47,712.30
11:43:43	496036	2905	Bullish	Bearish	13.52		3.61	21,447.25	11:43:43	135165	-20296	Bullish	Bullish	98.57		1.27	47,711.25
11:44:44	495819	-217	Bullish	Bullish	15.06		3.61	21,445.90	11:44:44	135165	0	Bullish	Bullish	92.68		1.27	47,715.25
11:45:44	495819	0	Bullish	Bullish	18.32		3.61	21,454.65	11:45:44	135165	0	Bullish	Bullish	101.70		1.27	47,726.85
11:46:43	495048	-771	Bullish	Bullish	18.32		3.61	21,452.60	11:46:43	122738	-12427	Bullish	Bullish	97.75		1.24	47,728.75
11:47:43	493652	-1396	Bullish	Bullish	20.12		3.58	21,452.70	11:47:43	119129	-3609	Bullish	Bullish	108.99		1.23	47,711.75
11:48:43	493652	0	Bullish	Bullish	19.61		3.58	21,455.40	11:48:43	119129	0	Bullish	Bullish	108.99		1.23	47,710.50
11:49:43	490498	-3154	Bullish	Bullish	18.78		3.52	21,455.45	11:49:43	110737	-8392	Bullish	Bullish	100.52		1.21	47,707.15
11:50:43	490498	0	Bullish	Bearish	18.78		3.52	21,453.30	11:50:43	110737	0	Bullish	Bearish	100.52		1.21	47,705.40
11:51:44	490498	0	Bullish	Bearish	19.40		3.52	21,453.40	11:51:44	110737	0	Bullish	Bearish	96.47		1.21	47,704.80
11:52:44	488304	-2194	Bullish	Bearish	16.42		3.51	21,449.70	11:52:44	120046	9309	Bullish	Bearish	81.27		1.23	47,708.15
11:53:46	488304	0	Bullish	Bearish	19.68		3.51	21,451.40	11:53:46	120046	0	Bullish	Bearish	83.62		1.23	47,702.75
11:54:44	488304	0	Bullish	Bullish	22.77		3.51	21,452.45	11:54:44	121429	1383	Bullish	Bearish	84.32		1.23	47,684.90
11:55:43	499378	11074	Bullish	Bullish	27.24		3.62	21,453.60	11:55:43	136903	15474	Bullish	Bearish	96.68		1.26	47,690.80
11:56:44	499378	0	Bullish	Bullish	27.24		3.62	21,456.05	11:56:44	136903	0	Bullish	Bearish	96.68		1.26	47,696.85
11:57:43	499378	0	Bullish	Bullish	24.10		3.62	21,453.55	11:57:43	136903	0	Bullish	Bearish	95.80		1.26	47,704.25
11:58:43	504158	4780	Bullish	Bullish	25.92		3.61	21,460.40	11:58:43	147055	10152	Bullish	Bearish	94.34		1.28	47,706.90
11:59:45	504158	0	Bullish	Bullish	35.21		3.61	21,463.65	11:59:45	149016	1961	Bullish	Bearish	113.68		1.29	47,712.60
12:00:43	504158	0	Bullish	Bullish	35.21		3.61	21,462.40	12:00:43	149016	0	Bullish	Bullish	113.68		1.29	47,712.05
12:01:43	507309	3151	Bullish	Bullish	35.21		3.6	21,465.05	12:01:43	149016	0	Bullish	Bullish	110.98		1.29	47,718.35
12:02:49	507309	0	Bullish	Bullish	43.61		3.6	21,462.20	12:02:49	151232	2216	Bullish	Bullish	138.02		1.29	47,714.65
12:03:43	515542	8233	Bullish	Bullish	37.66		3.71	21,462.20	12:03:43	160493	9261	Bullish	Bullish	103.81		1.31	47,714.65
12:04:44	515542	0	Bullish	Bullish	31.57		3.71	21,464.35	12:04:44	160501	8	Bullish	Bullish	102.12		1.31	47,719.25
12:05:43	515542	0	Bullish	Bullish	33.00		3.71	21,460.55	12:05:43	160501	0	Bullish	Bullish	94.60		1.31	47,712.25
12:06:44	521274	5732	Bullish	Bullish	37.87		3.74	21,463.05	12:06:44	147840	-12661	Bullish	Bullish	90.85		1.28	47,712.70
12:07:43	521274	0	Bullish	Bullish	37.87		3.74	21,462.10	12:07:43	147840	0	Bullish	Bullish	90.85		1.28	47,707.20
12:08:45	520479	-795	Bullish	Bullish	34.15		3.72	21,462.45	12:08:45	147355	-485	Bullish	Bullish	83.39		1.28	47,701.50
12:09:44	520265	-214	Bullish	Bullish	27.14		3.72	21,462.05	12:09:44	147355	0	Bullish	Bullish	81.77		1.28	47,705.10
12:10:43	520265	0	Bullish	Bullish	27.14		3.72	21,460.75	12:10:43	147355	0	Bullish	Bullish	81.77		1.28	47,704.55
12:11:43	518713	-1552	Bullish	Bullish	33.81		3.71	21,463.45	12:11:43	136335	-11020	Bullish	Bullish	95.32		1.25	47,710.55
12:12:43	518713	0	Bullish	Bullish	35.94		3.71	21,466.20	12:12:43	136332	-3	Bullish	Bearish	86.46		1.25	47,709.65
12:13:43	524688	5975	Bullish	Bullish	37.94		3.77	21,466.80	12:13:43	139899	3567	Bullish	Bullish	97.41		1.26	47,715.05
12:14:44	524688	0	Bullish	Bullish	39.68		3.77	21,468.45	12:14:44	138454	-1445	Bullish	Bearish	97.88		1.26	47,714.85

Nifty ATM		Current Expiry	Exp High :	21,529.30	52.15	Not Break	Resistanc	21500	BN ATM	Tuesday		Exp High :	47,941.90	103.45	Not Break	Resistanc	48000
21450		2023-12-28	Exp Low :	21,201.10	128.35	Not Break	Support	21300	47700			Exp Low :	47,210.90	200.75	Not Break	Support	47500
Time	NET Oi	+▲-▼	Net Oi Signal	Price Action Signal	VWAP Diff	Strike	Nifty PCR	Nifty LTP	Time	NET Oi	+▲-▼	Net Oi Signal	Price Action Signal	VWAP Diff	Strike	BN PCR	BN LTP
12:15:44	524429	-259	Bullish	Bullish	32.31		3.76	21,466.10	12:15:44	119000	-19454	Bullish	Bearish	79.40		1.22	47,704.10
12:16:44	524429	0	Bullish	Bullish	32.31		3.76	21,462.40	12:16:44	119000	0	Bullish	Bearish	79.40		1.22	47,695.95
12:17:43	524869	440	Bullish	Bearish	35.64		3.77	21,463.25	12:17:43	119003	3	Bullish	Bearish	78.08		1.22	47,701.20
12:18:44	525588	719	Bullish	Bullish	30.56		3.78	21,464.55	12:18:44	129984	10981	Bullish	Bearish	80.30		1.24	47,704.25
12:19:42	525588	0	Bullish	Bullish	30.56		3.78	21,463.40	12:19:42	129984	0	Bullish	Bearish	80.30		1.24	47,698.80
12:20:44	524858	-730	Bullish	Bullish	31.13		3.76	21,462.80	12:20:44	130004	20	Bullish	Bearish	83.83		1.24	47,696.05
12:21:43	524858	0	Bullish	Bullish	31.13		3.76	21,464.20	12:21:43	130004	0	Bullish	Bullish	83.83		1.24	47,703.50
12:22:44	528410	3552	Bullish	Bullish	33.55		3.77	21,463.00	12:22:44	142081	12077	Bullish	Bullish	97.21		1.26	47,710.20
12:23:43	528410	0	Bullish	Bullish	33.55		3.77	21,465.25	12:23:43	142081	0	Bullish	Bullish	97.21		1.26	47,725.45
12:24:43	535821	7411	Bullish	Bullish	41.17		3.83	21,464.80	12:24:43	162380	20299	Bullish	Bullish	176.22		1.31	47,724.20
12:25:43	535821	0	Bullish	Bullish	41.17		3.83	21,466.35	12:25:43	162380	0	Bullish	Bullish	176.22		1.31	47,762.15
12:26:44	535822	1	Bullish	Bullish	49.72		3.83	21,474.55	12:26:44	162380	0	Bullish	Bullish	215.97		1.31	47,818.85
12:27:43	535822	0	Bullish	Bullish	49.72		3.83	21,472.20	12:27:43	162380	0	Bullish	Bullish	215.97		1.31	47,804.95
12:28:46	532963	-2859	Bullish	Bullish	39.85		3.88	21,469.90	12:28:46	293110	130730	Bullish	Bullish	196.94		1.68	47,788.35
12:29:44	532963	0	Bullish	Bearish	39.85		3.88	21,460.20	12:29:44	293110	0	Bullish	Bullish	196.94		1.68	47,781.50
12:30:43	541558	8595	Bullish	Bearish	23.05		4.07	21,459.95	12:30:43	298989	5879	Bullish	Bullish	134.94		1.69	47,766.65
12:31:43	541558	0	Bullish	Bearish	23.05		4.07	21,453.85	12:31:43	298989	0	Bullish	Bullish	134.94		1.69	47,749.10
12:32:43	546820	5262	Bullish	Bearish	23.64		4.1	21,456.55	12:32:43	309117	10128	Bullish	Bullish	134.94		1.73	47,757.30
12:33:38	546820	0	Bullish	Bearish	26.87		4.1	21,457.75	12:33:38	309117	0	Bullish	Bullish	143.62		1.73	47,774.60
12:34:43	547275	455	Bullish	Bearish	33.18		4.11	21,459.60	12:34:43	296151	-12966	Bullish	Bullish	163.02		1.68	47,774.95
12:35:44	562500	15225	Bullish	Bearish	32.94		4.2	21,456.85	12:35:44	299503	3352	Bullish	Bullish	152.30		1.69	47,769.35
12:36:43	562500	0	Bullish	Bearish	27.82		4.2	21,454.55	12:36:43	299503	0	Bullish	Bullish	152.30		1.69	47,772.20
12:37:43	562458	-42	Bullish	Bearish	22.61		4.13	21,451.20	12:37:43	273390	-26113	Bullish	Bullish	133.68		1.6	47,764.85
12:38:44	562458	0	Bullish	Bearish	22.61		4.13	21,450.10	12:38:44	273390	0	Bullish	Bearish	133.68		1.6	47,756.35
12:39:45	562458	0	Bullish	Bearish	18.97		4.13	21,448.80	12:39:45	269999	-3391	Bullish	Bearish	116.50		1.59	47,760.55
12:40:44	563165	707	Bullish	Bearish	19.13		4.11	21,447.15	12:40:44	261601	-8398	Bullish	Bearish	124.94		1.57	47,746.35
12:41:44	563165	0	Bullish	Bearish	19.13		4.11	21,450.05	12:41:44	261601	0	Bullish	Bearish	135.08		1.57	47,766.85
12:42:43	563165	0	Bullish	Bearish	19.13		4.11	21,446.50	12:42:43	261601	0	Bullish	Bearish	135.08		1.57	47,766.65
12:43:43	560165	-3000	Bullish	Bearish	20.98		4.08	21,451.55	12:43:43	261601	0	Bullish	Bullish	110.96		1.57	47,769.30
12:44:43	560165	0	Bullish	Bearish	13.58		4.08	21,447.90	12:44:43	251509	-10092	Bullish	Bullish	116.72		1.53	47,764.70
12:45:44	559782	-383	Bullish	Bearish	8.18		4.08	21,440.70	12:45:44	244876	-6633	Bullish	Bearish	93.63		1.51	47,754.10
12:46:44	553947	-5835	Bullish	Bearish	3.65		4.04	21,439.15	12:46:44	240850	-4026	Bullish	Bearish	67.79		1.51	47,740.45
12:47:43	553947	0	Bullish	Bearish	3.65		4.04	21,430.15	12:47:43	240850	0	Bullish	Bearish	67.79		1.51	47,713.85
12:48:43	553947	0	Bullish	Bearish	-2.86		4.04	21,429.05	12:48:43	240850	0	Bullish	Bearish	65.45		1.51	47,707.20
12:49:43	550201	-3746	Bullish	Bearish	3.67		3.96	21,423.90	12:49:43	231703	-9147	Bullish	Bearish	56.28		1.49	47,703.85
12:50:43	550201	0	Bullish	Bearish	3.67		3.96	21,434.95	12:50:43	231703	0	Bullish	Bearish	56.28		1.49	47,722.55

Nifty ATM		Current Expiry	Exp High :	21,529.30	52.15	Not Break	Resistanc	21500	BN ATM	Tuesday		Exp High :	47,941.90	103.45	Not Break	Resistanc	48000
21450		2023-12-28	Exp Low :	21,201.10	128.35	Not Break	Support	21300	47700			Exp Low :	47,210.90	200.75	Not Break	Support	47500
Time	NET Oi	+▲-▼	Net Oi Signal	Price Action Signal	VWAP Diff	Strike	Nifty PCR	Nifty LTP	Time	NET Oi	+▲-▼	Net Oi Signal	Price Action Signal	VWAP Diff	Strike	BN PCR	BN LTP
12:51:44	543178	-7023	Bullish	Bearish	-4.12		3.92	21,426.45	12:51:44	231703	0	Bullish	Bearish	26.06		1.49	47,703.20
12:52:44	535746	-7432	Bullish	Bearish	-4.12		3.77	21,432.35	12:52:44	195359	-36344	Bullish	Bearish	26.06		1.41	47,698.05
12:53:43	535746	0	Bullish	Bearish	-4.12		3.77	21,442.75	12:53:43	195359	0	Bullish	Bearish	26.06		1.41	47,718.85
12:54:45	531644	-4102	Bullish	Bearish	2.16		3.69	21,442.00	12:54:45	178901	-16458	Bullish	Bearish	29.64		1.36	47,713.55
12:55:44	515763	-15881	Bullish	Bearish	2.16		3.61	21,441.95	12:55:44	181624	2723	Bullish	Bearish	62.70		1.37	47,721.80
12:56:43	515763	0	Bullish	Bearish	-10.61	Buy 21600 PE	3.61	21,441.40	12:56:43	181624	0	Bullish	Bearish	51.93		1.37	47,719.45
12:57:45	506556	-9207	Bullish	Bearish	-1.34		3.57	21,430.20	12:57:45	199967	18343	Bullish	Bearish	56.25		1.4	47,704.60
12:58:43	506089	-467	Bullish	Bearish	-1.15		3.56	21,438.95	12:58:43	196596	-3371	Bullish	Bearish	73.05		1.39	47,725.30
12:59:43	506089	0	Bullish	Bullish	-1.15		3.56	21,440.20	12:59:43	196596	0	Bullish	Bearish	73.05		1.39	47,723.95
13:00:43	500499	-5590	Bullish	Bullish	8.03		3.53	21,442.25	13:00:43	196596	0	Bullish	Bullish	91.57		1.39	47,735.55
13:01:44	498965	-1534	Bullish	Bullish	8.03		3.5	21,445.70	13:01:44	187493	-9103	Bullish	Bullish	85.58		1.37	47,744.75
13:02:43	498965	0	Bullish	Bullish	8.03		3.5	21,448.20	13:02:43	187493	0	Bullish	Bullish	85.58		1.37	47,746.70
13:03:43	498965	0	Bullish	Bullish	10.30	Buy 21200 CE	3.5	21,441.10	13:03:43	187493	0	Bullish	Bearish	77.97		1.37	47,722.10
13:04:44	500078	1113	Bullish	Bearish	10.30		3.52	21,422.10	13:04:44	202552	15059	Bullish	Bearish	10.26		1.41	47,661.90
13:05:43	487236	-12842	Bullish	Bearish	-24.25	Buy 21600 PE	3.46	21,417.90	13:05:43	195021	-7531	Bullish	Bearish	-30.70	Buy 48000 PE	1.39	47,658.15
13:06:43	487236	0	Bullish	Bearish	-24.25		3.46	21,414.85	13:06:43	195021	0	Bullish	Bearish	-30.70		1.39	47,653.50
13:07:44	470810	-16426	Bullish	Bearish	-18.63		3.38	21,428.40	13:07:44	195021	0	Bullish	Bearish	-4.34		1.39	47,688.15
13:08:43	470810	0	Bullish	Bearish	-16.65		3.38	21,428.15	13:08:43	173946	-21075	Bullish	Bearish	20.83	Buy 47400 CE	1.36	47,695.80
13:09:46	466181	-4629	Bullish	Bearish	-8.52		3.36	21,433.20	13:09:46	179935	5989	Bullish	Bearish	33.35		1.37	47,690.45
13:10:44	466181	0	Bullish	Bullish	-8.52		3.36	21,432.40	13:10:44	179935	0	Bullish	Bearish	33.35		1.37	47,693.90
13:11:43	470302	4121	Bullish	Bearish	0.98		3.43	21,436.90	13:11:43	168541	-11394	Bullish	Bearish	48.36		1.34	47,709.05
13:12:44	470302	0	Bullish	Bearish	-1.37		3.43	21,434.50	13:12:44	160409	-8132	Bullish	Bearish	29.51		1.32	47,698.45
13:13:44	475796	5494	Bullish	Bearish	-1.37		3.44	21,431.35	13:13:44	164702	4293	Bullish	Bearish	36.88		1.32	47,687.85
13:14:43	475796	0	Bullish	Bearish	8.02		3.44	21,438.50	13:14:43	164702	0	Bullish	Bearish	48.01		1.32	47,714.15
13:15:43	475796	0	Bullish	Bearish	8.02		3.44	21,440.15	13:15:43	164702	0	Bullish	Bearish	48.01		1.32	47,705.20
13:16:44	479811	4015	Bullish	Bearish	2.96		3.42	21,434.85	13:16:44	152781	-11921	Bullish	Bearish	18.31		1.29	47,696.30
13:17:44	479811	0	Bullish	Bullish	2.96		3.42	21,436.05	13:17:44	152781	0	Bullish	Bullish	18.31		1.29	47,703.90
13:18:45	484288	4477	Bullish	Bullish	7.66		3.44	21,439.15	13:18:45	159520	6739	Bullish	Bullish	18.31		1.31	47,706.10
13:19:44	484288	0	Bullish	Bullish	-2.84		3.44	21,443.70	13:19:44	151563	-7957	Bullish	Bullish	42.15		1.29	47,713.45
13:20:43	484288	0	Bullish	Bullish	-2.84		3.44	21,444.90	13:20:43	151563	0	Bullish	Bullish	42.15		1.29	47,722.05
13:21:44	484288	0	Bullish	Bullish	16.59	Buy 21200 CE	3.44	21,447.25	13:21:44	148957	-2606	Bullish	Bullish	42.15		1.28	47,702.35
13:22:45	474571	-9717	Bullish	Bullish	8.65		3.35	21,447.40	13:22:45	154221	5264	Bullish	Bullish	44.58		1.29	47,700.55
13:23:44	474571	0	Bullish	Bullish	-2.46		3.35	21,439.35	13:23:44	154223	2	Bullish	Bearish	44.58		1.29	47,683.85
13:24:43	474571	0	Bullish	Bullish	-2.46		3.35	21,442.20	13:24:43	154223	0	Bullish	Bearish	44.58		1.29	47,685.25
13:25:44	472079	-2492	Bullish	Bullish	-4.66		3.36	21,438.80	13:25:44	171542	17319	Bullish	Bearish	52.47		1.32	47,685.25
13:26:45	472079	0	Bullish	Bullish	-4.66		3.36	21,438.00	13:26:45	171542	0	Bullish	Bullish	52.47		1.32	47,692.05

Nifty ATM		Current Expiry	Exp High : 21,529.30	52.15	Not Break	Resistanc	21500	BN ATM	Tuesday		Exp High : 47,941.90	103.45	Not Break	Resistanc	48000		
21450		2023-12-28	Exp Low : 21,201.10	128.35	Not Break	Support	21300	47700			Exp Low : 47,210.90	200.75	Not Break	Support	47500		
Time	NET Oi	+▲-▼	Net Oi Signal	Price Action Signal	VWAP Diff	Strike	Nifty PCR	Nifty LTP	Time	NET Oi	+▲-▼	Net Oi Signal	Price Action Signal	VWAP Diff	Strike	BN PCR	BN LTP
13:27:44	468586	-3493	Bullish	Bearish	-10.42	Buy 21600 PE	3.34	21,438.35	13:27:44	171532	-10	Bullish	Bearish	40.24		1.32	47,700.40
13:28:44	466914	-1672	Bullish	Bearish	-6.95		3.31	21,435.30	13:28:44	186474	14942	Bullish	Bearish	51.31		1.36	47,694.25
13:29:43	466914	0	Bullish	Bullish	-6.95		3.31	21,436.75	13:29:43	186474	0	Bullish	Bullish	51.31		1.36	47,705.85
13:30:44	462302	-4612	Bullish	Bullish	0.96		3.28	21,439.10	13:30:44	178326	-8148	Bullish	Bullish	74.16		1.34	47,714.05
13:31:50	462302	0	Bullish	Bullish	0.96		3.28	21,440.40	13:31:50	178347	21	Bullish	Bullish	74.16		1.34	47,727.20
13:32:47	462302	0	Bullish	Bearish	0.96		3.28	21,440.40	13:32:47	178347	0	Bullish	Bullish	74.16		1.34	47,727.20
13:33:43	462302	0	Bullish	Bearish	0.96		3.28	21,440.20	13:33:43	178347	0	Bullish	Bullish	74.16		1.34	47,735.25
13:34:44	456441	-5861	Bullish	Bearish	9.59		3.2	21,446.35	13:34:44	180991	2644	Bullish	Bullish	74.16		1.34	47,748.65
13:35:43	456441	0	Bullish	Bullish	-1.39		3.2	21,448.90	13:35:43	180991	0	Bullish	Bullish	75.94		1.34	47,753.05
13:36:45	454299	-2142	Bullish	Bullish	2.55		3.19	21,446.10	13:36:45	180991	0	Bullish	Bullish	109.00		1.34	47,749.45
13:37:44	454299	0	Bullish	Bullish	2.55		3.19	21,442.35	13:37:44	180991	0	Bullish	Bullish	109.00		1.34	47,748.55
13:38:44	454298	-1	Bullish	Bullish	6.99		3.19	21,444.10	13:38:44	196679	15688	Bullish	Bullish	90.15		1.37	47,750.55
13:39:44	454298	0	Bullish	Bullish	6.99		3.19	21,444.50	13:39:44	196679	0	Bullish	Bullish	90.15		1.37	47,750.15
13:40:43	464943	10645	Bullish	Bullish	13.08	Buy 21200 CE	3.29	21,445.55	13:40:43	196441	-238	Bullish	Bullish	93.99		1.37	47,749.20
13:41:45	464943	0	Bullish	Bullish	6.99		3.29	21,444.30	13:41:45	196441	0	Bullish	Bullish	103.27		1.37	47,747.45
13:42:45	464970	27	Bullish	Bullish	12.74		3.29	21,444.60	13:42:45	199231	2790	Bullish	Bullish	76.39		1.37	47,745.35
13:43:43	464970	0	Bullish	Bullish	12.74		3.29	21,445.70	13:43:43	199231	0	Bullish	Bullish	76.39		1.37	47,745.25
13:44:43	473894	8924	Bullish	Bullish	26.66		3.33	21,446.25	13:44:43	199521	290	Bullish	Bullish	84.77		1.37	47,756.85
13:45:43	473894	0	Bullish	Bullish	23.16		3.33	21,448.90	13:45:43	199521	0	Bullish	Bullish	106.82		1.37	47,757.65
13:46:44	477000	3106	Bullish	Bullish	23.94		3.38	21,450.55	13:46:44	187608	-11913	Bullish	Bullish	113.60		1.34	47,761.70
13:47:43	476417	-583	Bullish	Bullish	23.16		3.38	21,446.40	13:47:43	190533	2925	Bullish	Bullish	103.00		1.35	47,755.75
13:48:43	476417	0	Bullish	Bearish	13.30		3.38	21,447.45	13:48:43	190533	0	Bullish	Bearish	91.68		1.35	47,752.35
13:49:43	467811	-8606	Bullish	Bullish	15.99		3.24	21,448.60	13:49:43	190533	0	Bullish	Bullish	94.08		1.35	47,755.80
13:50:45	468101	290	Bullish	Bullish	12.18		3.24	21,446.60	13:50:45	189957	-576	Bullish	Bullish	86.68		1.35	47,752.05
13:51:43	468101	0	Bullish	Bearish	12.18		3.24	21,440.45	13:51:43	189957	0	Bullish	Bearish	86.68		1.35	47,744.45
13:52:43	471564	3463	Bullish	Bearish	4.47		3.3	21,441.80	13:52:43	202293	12336	Bullish	Bearish	97.93		1.38	47,745.80
13:53:43	471564	0	Bullish	Bearish	4.47		3.3	21,443.70	13:53:43	202293	0	Bullish	Bearish	97.93		1.38	47,748.95
13:54:43	471564	0	Bullish	Bullish	13.91		3.3	21,447.35	13:54:43	202293	0	Bullish	Bullish	105.51		1.38	47,767.35
13:55:44	473753	2189	Bullish	Bullish	13.14		3.32	21,447.35	13:55:44	203683	1390	Bullish	Bullish	106.38		1.38	47,754.65
13:56:43	473753	0	Bullish	Bullish	13.14		3.32	21,448.20	13:56:43	203683	0	Bullish	Bullish	106.38		1.38	47,756.20
13:57:44	477521	3768	Bullish	Bullish	8.11		3.34	21,446.80	13:57:44	203708	25	Bullish	Bearish	91.80		1.38	47,756.70
13:58:43	477521	0	Bullish	Bearish	8.11		3.34	21,444.35	13:58:43	203708	0	Bullish	Bearish	91.80		1.38	47,751.30
13:59:45	477153	-368	Bullish	Bearish	9.07		3.33	21,444.65	13:59:45	210959	7251	Bullish	Bearish	100.09		1.39	47,759.80
14:00:44	477153	0	Bullish	Bearish	9.07		3.33	21,441.95	14:00:44	210959	0	Bullish	Bullish	100.09		1.39	47,757.00
14:01:43	477482	329	Bullish	Bearish	5.56		3.33	21,442.90	14:01:43	210959	0	Bullish	Bullish	100.09		1.39	47,759.70
14:02:44	477482	0	Bullish	Bearish	11.31		3.33	21,438.95	14:02:44	216748	5789	Bullish	Bearish	83.14		1.4	47,745.65

Nifty ATM		Current Expiry	Exp High :	21,529.30	52.15	Not Break	Resistanc	21500	BN ATM	Tuesday		Exp High :	47,941.90	103.45	Not Break	Resistanc	48000
21450		2023-12-28	Exp Low :	21,201.10	128.35	Not Break	Support	21300	47700			Exp Low :	47,210.90	200.75	Not Break	Support	47500
Time	NET Oi	+▲-▼	Net Oi Signal	Price Action Signal	VWAP Diff	Strike	Nifty PCR	Nifty LTP	Time	NET Oi	+▲-▼	Net Oi Signal	Price Action Signal	VWAP Diff	Strike	BN PCR	BN LTP
14:03:45	477482	0	Bullish	Bearish	5.56		3.33	21,436.50	14:03:45	231270	14522	Bullish	Bearish	80.37		1.44	47,744.45
14:04:44	483331	5849	Bullish	Bearish	5.46		3.34	21,437.05	14:04:44	231288	18	Bullish	Bullish	80.37		1.44	47,745.40
14:05:45	483331	0	Bullish	Bearish	5.56		3.34	21,440.60	14:05:45	231281	-7	Bullish	Bullish	86.79		1.44	47,750.55
14:06:44	483331	0	Bullish	Bullish	5.56		3.34	21,444.10	14:06:44	231281	0	Bullish	Bullish	86.79		1.44	47,756.60
14:07:43	480693	-2638	Bullish	Bearish	11.31		3.33	21,444.60	14:07:43	230270	-1011	Bullish	Bearish	94.75		1.44	47,752.40
14:08:44	481050	357	Bullish	Bearish	2.96		3.34	21,440.65	14:08:44	228751	-1519	Bullish	Bearish	80.37		1.44	47,733.45
14:09:43	481050	0	Bullish	Bearish	2.96		3.34	21,441.00	14:09:43	228751	0	Bullish	Bearish	80.37		1.44	47,724.30
14:10:44	482318	1268	Bullish	Bearish	4.18		3.34	21,439.80	14:10:44	229669	918	Bullish	Bearish	49.77		1.43	47,724.60
14:11:44	482323	5	Bullish	Bearish	5.41		3.34	21,439.60	14:11:44	229669	0	Bullish	Bearish	94.75		1.43	47,723.65
14:12:44	482323	0	Bullish	Bearish	5.41		3.34	21,439.05	14:12:44	229669	0	Bullish	Bearish	94.75		1.43	47,729.60
14:13:44	479465	-2858	Bullish	Bearish	4.74		3.35	21,425.00	14:13:44	242262	12593	Bullish	Bearish	52.49		1.47	47,693.45
14:14:43	479465	0	Bullish	Bearish	4.74		3.35	21,425.00	14:14:43	242262	0	Bullish	Bearish	52.49		1.47	47,689.55
14:15:43	479465	0	Bullish	Bearish	-12.03	Buy 21600 PE	3.35	21,429.40	14:15:43	242262	0	Bullish	Bearish	50.43		1.47	47,712.40
14:16:44	469528	-9937	Bullish	Bearish	-8.21		3.22	21,429.55	14:16:44	242262	0	Bullish	Bearish	82.76		1.47	47,715.35
14:17:43	469509	-19	Bullish	Bearish	-2.20		3.22	21,435.60	14:17:43	248964	6702	Bullish	Bearish	81.95		1.47	47,732.80
14:18:44	469509	0	Bullish	Bullish	-15.09		3.22	21,443.50	14:18:44	248964	0	Bullish	Bearish	52.49		1.47	47,748.10
14:19:45	458104	-11405	Bullish	Bullish	17.87	Buy 21200 CE	3.16	21,444.95	14:19:45	227468	-21496	Bullish	Bearish	145.51		1.43	47,754.75
14:20:44	458104	0	Bullish	Bullish	17.87		3.16	21,451.85	14:20:44	227468	0	Bullish	Bullish	145.51		1.43	47,786.80
14:21:49	460965	2861	Bullish	Bullish	-2.20		3.21	21,450.30	14:21:49	227468	0	Bullish	Bullish	72.41		1.43	47,791.05
14:22:43	460965	0	Bullish	Bullish	-2.20		3.21	21,458.10	14:22:43	227468	0	Bullish	Bullish	72.41		1.43	47,794.75
14:23:43	453058	-7907	Bullish	Bullish	41.61		3.17	21,460.30	14:23:43	258416	30948	Bullish	Bullish	212.80		1.53	47,820.35
14:24:45	447579	-5479	Bullish	Bullish	34.16		3.14	21,461.70	14:24:45	276210	17794	Bullish	Bullish	207.64		1.56	47,815.15
14:25:44	449743	2164	Bullish	Bullish	34.60		3.17	21,461.75	14:25:44	318395	42185	Bullish	Bullish	207.64		1.71	47,823.25
14:26:44	449743	0	Bullish	Bullish	25.33		3.17	21,459.10	14:26:44	318395	0	Bullish	Bullish	207.63		1.71	47,815.25
14:27:44	449743	0	Bullish	Bullish	25.33		3.17	21,459.40	14:27:44	318395	0	Bullish	Bullish	207.63		1.71	47,817.50
14:28:44	449337	-406	Bullish	Bullish	29.51		3.18	21,456.45	14:28:44	361106	42711	Bullish	Bullish	185.17		1.84	47,801.50
14:29:45	449337	0	Bullish	Bullish	29.51		3.18	21,459.90	14:29:45	361106	0	Bullish	Bullish	192.62		1.84	47,796.50
14:30:44	449337	0	Bullish	Bullish	29.51		3.18	21,457.60	14:30:44	361106	0	Bullish	Bullish	192.62		1.84	47,788.05
14:31:43	447636	-1701	Bullish	Bullish	29.21		3.16	21,456.15	14:31:43	361106	0	Bullish	Bullish	189.40		1.84	47,778.45
14:32:42	452240	4604	Bullish	Bullish	20.12		3.18	21,455.65	14:32:42	360134	-972	Bullish	Bullish	151.73		1.85	47,773.90
14:33:43	452240	0	Bullish	Bearish	15.02		3.18	21,448.25	14:33:43	360134	0	Bullish	Bearish	175.94		1.85	47,756.15
14:34:44	452240	0	Bullish	Bearish	16.93		3.18	21,450.10	14:34:44	347210	-12924	Bullish	Bearish	135.83		1.82	47,757.25
14:35:43	454167	1927	Bullish	Bearish	15.43		3.2	21,448.45	14:35:43	347210	0	Bullish	Bearish	151.73		1.82	47,758.70
14:36:43	454167	0	Bullish	Bearish	25.95		3.2	21,453.20	14:36:43	347210	0	Bullish	Bearish	135.83		1.82	47,761.85
14:37:43	454167	0	Bullish	Bearish	20.02		3.2	21,452.20	14:37:43	333958	-13252	Bullish	Bearish	120.23		1.76	47,759.00
14:38:44	451700	-2467	Bullish	Bearish	16.80		3.15	21,444.60	14:38:44	322283	-11675	Bullish	Bearish	121.05		1.74	47,734.65

Nifty ATM		Current Expiry	Exp High :	21,529.30	52.15	Not Break	Resistanc	21500	BN ATM	Tuesday		Exp High :	47,941.90	103.45	Not Break	Resistanc	48000
21450		2023-12-28	Exp Low :	21,201.10	128.35	Not Break	Support	21300	47700			Exp Low :	47,210.90	200.75	Not Break	Support	47500
Time	NET Oi	+▲-▼	Net Oi Signal	Price Action Signal	VWAP Diff	Strike	Nifty PCR	Nifty LTP	Time	NET Oi	+▲-▼	Net Oi Signal	Price Action Signal	VWAP Diff	Strike	BN PCR	BN LTP
14:39:46	453039	1339	Bullish	Bearish	12.33		3.16	21,446.90	14:39:46	322283	0	Bullish	Bearish	125.59		1.74	47,759.65
14:40:44	451231	-1808	Bullish	Bearish	24.81		3.13	21,453.40	14:40:44	306291	-15992	Bullish	Bearish	125.59		1.69	47,769.05
14:41:44	451231	0	Bullish	Bearish	24.81		3.13	21,449.25	14:41:44	306291	0	Bullish	Bearish	125.59		1.69	47,770.30
14:42:44	448296	-2935	Bullish	Bearish	12.80		3.09	21,449.90	14:42:44	306291	0	Bullish	Bearish	105.19		1.69	47,770.70
14:43:44	439600	-8696	Bullish	Bearish	-0.23		3.05	21,439.75	14:43:44	285793	-20498	Bullish	Bearish	92.57		1.63	47,752.25
14:44:44	439600	0	Bullish	Bearish	-0.23		3.05	21,434.05	14:44:44	285793	0	Bullish	Bearish	67.40		1.63	47,746.60
14:45:44	439600	0	Bullish	Bearish	-0.23		3.05	21,437.50	14:45:44	285793	0	Bullish	Bearish	67.40		1.63	47,744.60
14:46:44	421468	-18132	Bullish	Bearish	-0.23		2.93	21,436.95	14:46:44	268799	-16994	Bullish	Bearish	92.57		1.59	47,737.65
14:47:43	421468	0	Bullish	Bearish	-0.23		2.93	21,439.10	14:47:43	268799	0	Bullish	Bearish	92.57		1.59	47,740.20
14:48:43	421468	0	Bullish	Bearish	-5.04		2.93	21,441.20	14:48:43	268797	-2	Bullish	Bearish	70.19		1.59	47,750.65
14:49:44	413290	-8178	Bullish	Bearish	4.40		2.86	21,443.05	14:49:44	255418	-13379	Bullish	Bearish	71.68		1.56	47,756.30
14:50:44	413290	0	Bullish	Bearish	4.40		2.86	21,442.95	14:50:44	255418	0	Bullish	Bearish	71.68		1.56	47,756.35
14:51:43	413290	0	Bullish	Bearish	9.23		2.86	21,439.35	14:51:43	258412	2994	Bullish	Bullish	65.73		1.57	47,746.70
14:52:43	413290	0	Bullish	Bearish	9.23		2.86	21,436.25	14:52:43	258412	0	Bullish	Bearish	65.73		1.57	47,736.60
14:53:43	413258	-32	Bullish	Bearish	-6.57		2.85	21,433.05	14:53:43	257309	-1103	Bullish	Bearish	59.57		1.57	47,731.25
14:54:44	413258	0	Bullish	Bearish	-6.57		2.85	21,435.45	14:54:44	257309	0	Bullish	Bearish	66.95		1.57	47,727.60
14:55:44	404608	-8650	Bullish	Bearish	-2.19		2.8	21,435.55	14:55:44	234361	-22948	Bullish	Bearish	82.55		1.52	47,739.70
14:56:43	404608	0	Bullish	Bearish	-2.19		2.8	21,432.70	14:56:43	234361	0	Bullish	Bearish	82.55		1.52	47,730.85
14:57:44	404608	0	Bullish	Bearish	-2.19		2.8	21,433.65	14:57:44	234361	0	Bullish	Bearish	72.88		1.52	47,730.50
14:58:43	404209	-399	Bullish	Bearish	-2.82		2.8	21,430.75	14:58:43	234361	0	Bullish	Bearish	60.96		1.52	47,721.00
14:59:44	407577	3368	Bullish	Bearish	-7.11		2.81	21,431.65	14:59:44	245078	10717	Bullish	Bearish	72.88		1.54	47,712.55
15:00:44	407577	0	Bullish	Bearish	-7.11		2.81	21,427.75	15:00:44	245078	0	Bullish	Bearish	42.05		1.54	47,693.50
15:01:45	399573	-8004	Bullish	Bullish	-2.82		2.79	21,450.85	15:01:45	232273	-12805	Bullish	Bearish	60.96		1.5	47,721.10
15:02:45	399573	0	Bullish	Bearish	-8.17		2.79	21,441.80	15:02:45	232273	0	Bullish	Bearish	60.96		1.5	47,723.85
15:03:44	399573	0	Bullish	Bearish	-8.17		2.79	21,421.75	15:03:44	232273	0	Bullish	Bearish	60.96		1.5	47,689.10
15:04:43	399573	0	Bullish	Bearish	-14.69	Buy 21600 PE	2.79	21,430.75	15:04:43	232273	0	Bullish	Bearish	20.28		1.5	47,710.65
15:05:44	403551	3978	Bullish	Bearish	-2.82		3	21,431.10	15:05:44	212029	-20244	Bullish	Bearish	35.33		1.47	47,722.45
15:06:44	403551	0	Bullish	Bullish	-12.85		3	21,437.10	15:06:44	212029	0	Bullish	Bullish	60.96		1.47	47,733.00
15:07:43	403551	0	Bullish	Bearish	-12.85		3	21,432.25	15:07:43	212029	0	Bullish	Bearish	60.96		1.47	47,714.50
15:08:41	399095	-4456	Bullish	Bearish	0.84		2.96	21,432.30	15:08:41	186005	-26024	Bullish	Bearish	32.78		1.4	47,721.75
15:10:11	399095	0	Bullish	Bearish	-2.63		2.96	21,427.90	15:10:11	187734	1729	Bullish	Bearish	16.33		1.41	47,708.35
15:10:44	372016	-27079	Bullish	Bearish	-2.63		2.81	21,427.90	15:10:44	187628	-106	Bullish	Bearish	-1.83		1.41	47,708.35
15:11:43	372016	0	Bullish	Bearish	-2.63		2.81	21,430.00	15:11:43	187628	0	Bullish	Bearish	-1.83		1.41	47,700.30
15:12:44	372016	0	Bullish	Bullish	-18.58		2.81	21,432.25	15:12:44	187628	0	Bullish	Bearish	-1.83		1.41	47,702.45
15:13:44	374276	2260	Bullish	Bullish	-14.69		2.84	21,438.90	15:13:44	187628	0	Bullish	Bullish	35.59		1.41	47,715.35
15:14:44	353045	-21231	Bullish	Bearish	-15.25		2.74	21,436.90	15:14:44	165430	-22198	Bullish	Bearish	11.69		1.38	47,710.75

Nifty ATM	Nifty Spot	Nifty Pre C	Nifty Open	Nifty High	Nifty Low	India VIX	Current Expiry	Exp High	21,529.30	52.15	Not Break	Resistanc	21500	BN ATM	BN Spot	BN Pre CL	BN Open	BN High	BN Low	India VIX	Tuesday	Exp High	47,941.90	103.45	Not Break	Resistanc	48000		
21450	21,441.35	21349.4	21,365.20	21,477.15	21,329.45	14.68	2023-12-28	Exp Low	21,201.10	128.35	Not Break	Support	21300	47700	47,724.85	47,491.85	47,576.40	47,838.45	47,411.65	14.68		Exp Low	47,210.90	200.75	Not Break	Support	47500		
Time	Call COI (Bearish ▼)	Call COI (+▲-▼)	Short Covering	Put COI (Bullish ▲)	Put COI (+▲-▼)	Long UW	NET Oi	+▲-▼	Net Oi Signal	Price Action Signal	VWAP Diff	Strike	Nifty PCR	Nifty LTP	Time	Call COI (Bearish ▼)	Call COI (+▲-▼)	Short Covering	Put COI (Bullish ▲)	Put COI (+▲-▼)	Long Unwinding	NET Oi	+▲-▼	Net Oi Signal	Price Action Signal	VWAP Diff	Strike	BN PCR	BN LTP
09:15:43	54520	0		226799	0		172279	0	Bullish	Wait	3.38		4.16	21,365.20	09:15:43	172468	0		-260079	0		-432547	0	Bearish	Wait	-331.43		0	47,576.40
09:16:43	54520	0		226799	0		172279	0	Bullish	Wait	-6.56		4.16	21,336.90	09:16:43	172468	0		-260079	0		-432547	0	Bearish	Wait	8.01		0	47,488.25
09:17:43	52353	-2167	Short C	146047	-80752	Long UW	93694	-78585	Bullish	Wait	-0.22		2.79	21,357.20	09:17:43	85023	-87445	Short C	-168571	91508		-253594	178953	Bearish	Wait	17.12	Buy 47200 CE	0	47,527.75
09:18:43	52353	0		146047	0		93694	0	Bullish	Wait	7.37		2.79	21,364.00	09:18:43	85023	0		-168571	0		-253594	0	Bearish	Wait	46.19		0	47,539.25
09:19:44	107635	55282		201442	55395		93807	113	Bullish	Wait	-3.29		1.87	21,364.25	09:19:44	184840	99817		-41125	127446		-225965	27629	Bearish	Wait	10.31		0	47,560.15
09:20:43	107635	0		201442	0		93807	0	Bullish	Wait	-3.29		1.87	21,361.80	09:20:43	184840	0		-41125	0		-225965	0	Bearish	Wait	10.31		0	47,546.75
09:21:43	107635	0		201442	0		93807	0	Bullish	Wait	-3.29		1.87	21,366.55	09:21:43	184840	0		-41125	0		-225965	0	Bearish	Wait	18.43		0	47,541.40
09:22:43	135563	27928		215629	14187		80066	-13741	Bullish	Wait	5.08		1.59	21,369.10	09:22:43	247448	62608		19103	60228		-228345	-2380	Bearish	Wait	6.92		0.08	47,511.80
09:23:42	139686	4123		226315	10686		86629	6563	Bullish	Wait	15.47	Buy 21200 CE	1.62	21,385.60	09:23:42	247448	0		25608	6505		-221840	6505	Bearish	Wait	23.49		0.1	47,573.35
09:24:44	156028	16342		243939	17624		87911	1282	Bullish	Wait	8.09		1.56	21,384.05	09:24:44	279794	32346		61379	35771		-218415	3425	Bearish	Wait	5.09		0.22	47,567.55
09:25:43	156028	0		243939	0		87911	0	Bullish	Wait	8.09		1.56	21,377.90	09:25:43	279794	0		61379	0		-218415	0	Bearish	Wait	5.09		0.22	47,556.85
09:26:43	167032	11004		254365	10426		87333	-578	Bullish	Wait	15.08		1.52	21,379.90	09:26:43	286400	6606		80337	18958		-206063	12352	Bearish	Wait	22.68		0.28	47,571.30
09:27:44	167032	0		254365	0		87333	0	Bullish	Wait	8.98		1.52	21,372.95	09:27:44	286400	0		80337	0		-206063	0	Bearish	Wait	10.19		0.28	47,569.35
09:28:44	180205	13173		268869	14504		88664	1331	Bullish	Bullish	-6.85		1.49	21,366.95	09:28:44	316889	30489		113876	33539		-203013	3050	Bearish	Bearish	-14.98		0.36	47,541.85
09:29:43	180205	0		268869	0		88664	0	Bullish	Bullish	-5.11		1.49	21,357.10	09:29:43	316889	0		113876	0		-203013	0	Bearish	Bullish	-28.91	Buy 47800 PE	0.36	47,520.20
09:30:45	191123	10918		281118	12249		89995	1331	Bullish	Bearish	-5.11		1.47	21,353.10	09:30:45	340619	23730		126022	12146		-214597	-11584	Bearish	Bearish	-55.81		0.37	47,499.50
09:31:43	194267	3144		286696	5578		92429	2434	Bullish	Bearish	-2.44		1.48	21,347.00	09:31:43	352314	11695		130834	4812		-221480	-6883	Bearish	Bearish	-11.81		0.37	47,491.90
09:32:43	194267	0		286696	0		92429	0	Bullish	Bearish	-2.44		1.48	21,354.55	09:32:43	352314	0		130834	0		-221480	0	Bearish	Bearish	-11.81		0.37	47,516.70
09:33:44	209946	15679		304268	17572		94322	1893	Bullish	Bearish	-6.38		1.45	21,351.15	09:33:44	380211	27897		170905	40071		-209306	12174	Bearish	Bearish	-54.30		0.45	47,509.65
09:34:43	209946	0		304268	0		94322	0	Bullish	Bearish	-6.38		1.45	21,361.55	09:34:43	380211	0		170905	0		-209306	0	Bearish	Bearish	-54.30		0.45	47,481.55
09:35:43	214074	4128		312238	7970		98164	3842	Bullish	Bearish	13.30		1.46	21,363.85	09:35:43	389666	9455		184018	13113		-205648	3658	Bearish	Bearish	-11.76		0.47	47,509.15
09:36:45	214655	581		322636	10398		107981	9817	Bullish	Bearish	17.93		1.5	21,362.55	09:36:45	409307	19641		214821	30803		-194486	11162	Bearish	Bearish	24.61	Buy 47200 CE	0.52	47,517.00
09:37:43	216007	1352		327064	4428		111057	3076	Bullish	Bearish	23.09		1.51	21,371.85	09:37:43	416763	7456		222280	7459		-194483	3	Bearish	Bearish	19.05		0.53	47,518.80
09:38:43	216007	0		327064	0		111057	0	Bullish	Bearish	23.09		1.51	21,375.85	09:38:43	416763	0		222280	0		-194483	0	Bearish	Bearish	19.05		0.53	47,510.95
09:39:43	220071	4064		343029	15965		122958	11901	Bullish	Bearish	11.35		1.56	21,366.50	09:39:43	431529	14766		248991	26711		-182538	11945	Bearish	Bearish	-4.32		0.58	47,498.50
09:40:43	220071	0		343029	0		122958	0	Bullish	Bearish	11.35		1.56	21,360.60	09:40:43	431529	0		248991	0		-182538	0	Bearish	Bearish	-4.32		0.58	47,483.15
09:41:44	221011	940		348094	5065		127083	4125	Bullish	Bearish	1.38		1.58	21,355.70	09:41:44	440119	8590		250167	1176		-189952	-7414	Bearish	Bearish	-33.78	Buy 47800 PE	0.57	47,472.25
09:42:43	221011	0		348094	0		127083	0	Bullish	Bullish	7.52		1.58	21,361.70	09:42:43	440119	0		250167	0		-189952	0	Bearish	Bearish	-35.87		0.57	47,466.80
09:43:44	234803	13792		355935	7841		121132	-5951	Bullish	Bullish	19.20		1.52	21,369.95	09:43:44	469823	29704		256286	6119		-213537	-23585	Bearish	Bearish	-8.26		0.55	47,491.95
09:44:43	234803	0		355935	0		121132	0	Bullish	Bullish	19.20		1.52	21,372.00	09:44:43	469823	0		256286	0		-213537	0	Bearish	Bearish	-8.26		0.55	47,485.50
09:45:43	234803	0		355935	0		121132	0	Bullish	Bullish	16.10		1.52	21,368.45	09:45:43	469823	0		256286	0		-213537	0	Bearish	Bearish	-0.23		0.55	47,499.95
09:46:43	244543	9740		362986	7051		118443	-2689	Bullish	Bullish	14.26		1.48	21,371.20	09:46:43	484146	14323		262623	6337		-221523	-7986	Bearish	Bearish	-1.15		0.54	47,498.60
09:47:43	244543	0		362986	0		118443	0	Bullish	Bullish	10.98		1.48	21,367.50	09:47:43	483171	-975		262419	-204		-220752	771	Bearish	Bullish	18.23		0.54	47,484.80
09:48:43	244543	0		362986	0		118443	0	Bullish	Bullish	15.71		1.48	21,377.90	09:48:43	483171	0		262419	0		-220752	0	Bearish	Bearish	5.56		0.54	47,495.65
09:49:42	249517	4974		373465	10479		123948	5505	Bullish	Bullish	18.19		1.5	21,375.20	09:49:42	508554	25383		262419	0		-246135	-25383	Bearish	Bearish	9.21		0.52	47,497.95
09:50:43	249517	0		373465	0		123948	0	Bullish	Bearish	16.47		1.5	21,368.55	09:50:43	508554	0		280295	17876		-228259	17876	Bearish	Bearish	-4.93		0.55	47,490.90
09:51:43	252327	2810		381241	7776		128914	4966	Bullish	Bearish	11.20		1.51	21,368.95	09:51:43	534984	26430		279307	-988		-255677	-27418	Bearish	Bearish	-53.77		0.52	47,482.90
09:52:43	252327	0		381241	0		128914	0	Bullish	Bearish	2.24		1.51	21,357.35	09:52:43	534984	0		279307	0		-255677	0	Bearish	Bearish	-75.20		0.52	47,423.50
09:53:44	252327	0		381241	0		128914	0	Bullish	Bullish	16.85		1.51	21,366.70	09:53:44	534984	0		279307	0		-255677	0	Bearish	Bearish	-28.86		0.52	47,434.85
09:54:43	252327	0		381241																									



Nifty ATM	Nifty Spot	Nifty Pre C	Nifty Open	Nifty High	Nifty Low	India VIX	Current Expiry	Exp High	21,529.30	52.15	Not Break	Resistanc	21500	BN ATM	BN Spot	BN Pre CL	BN Open	BN High	BN Low	India VIX	Tuesday	Exp High	47,941.90	103.45	Not Break	Resistanc	48000		
21450	21,441.35	21349.4	21,365.20	21,477.15	21,329.45	14.68	2023-12-28	Exp Low	21,201.10	128.35	Not Break	Support	21300	47700	47,724.85	47,491.85	47,576.40	47,838.45	47,411.65	14.68		Exp Low	47,210.90	200.75	Not Break	Support	47500		
Time	Call COI (Bearish ▼)	Call COI (+▲-▼)	Short Covering	Put COI (Bullish ▲)	Put COI (+▲-▼)	Long UW	NET Oi	+▲-▼	Net Oi Signal	Price Action Signal	VWAP Diff	Strike	Nifty PCR	Nifty LTP	Time	Call COI (Bearish ▼)	Call COI (+▲-▼)	Short Covering	Put COI (Bullish ▲)	Put COI (+▲-▼)	Long Unwinding	NET Oi	+▲-▼	Net Oi Signal	Price Action Signal	VWAP Diff	Strike	BN PCR	BN LTP
10:17:44	236099			499813	0		263714	0	Bullish	Bullish	44.17	2.12	21,416.90	10:17:44	541742	0		315799	0		-225943	0	Bearish	Bearish	71.92		0.58	47,525.25	
10:18:45	245483	9384		499813	0		254330	-9384	Bullish	Bullish	45.75	2.04	21,422.85	10:18:45	497943	-43799	Short C	332534	16735		-165409	60534	Bearish	Bullish	129.09		0.67	47,567.30	
10:19:44	245483	0		499813	0		254330	0	Bullish	Bullish	45.75	2.04	21,422.00	10:19:44	497943	0		332534	0		-165409	0	Bearish	Bullish	129.09		0.67	47,594.90	
10:20:43	245483	0		507841	8028		262358	8028	Bullish	Bullish	40.39	2.07	21,422.05	10:20:43	497943	0		332534	0		-165409	0	Bearish	Bullish	133.23		0.67	47,593.35	
10:21:41	245483	0		507841	0		262358	0	Bullish	Bearish	44.25	2.07	21,416.55	10:21:41	497943	0		332534	0		-165409	0	Bearish	Bullish	142.96		0.67	47,618.30	
10:22:44	252102	6619		509375	1534		257273	-5085	Bullish	Bearish	38.52	2.02	21,416.15	10:22:44	457083	-40860	Short C	388330	55796		-68753	96656	Bearish	Bullish	160.18		0.85	47,614.55	
10:23:44	252102	0		509375	0		257273	0	Bullish	Bullish	38.52	2.02	21,425.20	10:23:44	457083	0		388330	0		-68753	0	Bearish	Bullish	160.18		0.85	47,621.35	
10:24:44	252102	0		509375	0		257273	0	Bullish	Bullish	55.71	2.02	21,436.35	10:24:44	457083	0		388330	0		-68753	0	Bearish	Bullish	194.84		0.85	47,652.10	
10:25:43	239935	-12167	Short C	515065	5690		275130	17857	Bullish	Bullish	59.13	2.15	21,435.55	10:25:43	419313	-37770	Short C	423707	35377		4394	73147	Bullish	Bullish	158.49	1.01	1.01	47,651.75	
10:26:45	239935	0		515065	0		275130	0	Bullish	Bullish	60.47	2.15	21,436.55	10:26:45	419313	0		423707	0		4394	0	Bullish	Bullish	200.94	1.01	1.01	47,662.15	
10:27:43	239935	0		515065	0		275130	0	Bullish	Bullish	60.47	2.15	21,436.45	10:27:43	419313	0		423707	0		4394	0	Bullish	Bullish	200.94	1.01	1.01	47,684.10	
10:28:43	234523	-5412	Short C	530343	15278		295820	20690	Bullish	Bullish	51.43	2.26	21,431.20	10:28:43	398164	-21149	Short C	473167	49460		75003	70609	Bullish	Bullish	170.51	1.19	1.19	47,663.20	
10:29:43	234523	0		530343	0		295820	0	Bullish	Bullish	56.78	2.26	21,433.95	10:29:43	398164	0		473167	0		75003	0	Bullish	Bullish	191.64	1.19	1.19	47,666.70	
10:30:44	231804	-2719	Short C	546208	15865		314404	18584	Bullish	Bullish	63.23	2.36	21,436.65	10:30:44	412934	14770		501596	28429		88662	13659	Bullish	Bullish	190.58	1.21	1.21	47,673.90	
10:31:43	231804	0		546208	0		314404	0	Bullish	Bullish	63.23	2.36	21,438.00	10:31:43	412934	0		501596	0		88662	0	Bullish	Bullish	190.58	1.21	1.21	47,660.25	
10:32:43	231804	0		546208	0		314404	0	Bullish	Bullish	63.23	2.36	21,435.80	10:32:43	412934	0		501596	0		88662	0	Bullish	Bullish	190.58	1.21	1.21	47,654.75	
10:33:44	231804	0		546208	0		314404	0	Bullish	Bullish	54.64	2.36	21,437.70	10:33:44	412934	0		501596	0		88662	0	Bullish	Bullish	153.96	1.21	1.21	47,649.50	
10:34:44	230359	-1445	Short C	565925	19717		335566	21162	Bullish	Bullish	56.98	2.46	21,438.85	10:34:44	416659	3725		515143	13547		98484	9822	Bullish	Bullish	163.68	1.24	1.24	47,660.90	
10:35:44	230359	0		565925	0		335566	0	Bullish	Bullish	46.47	2.46	21,442.70	10:35:44	416659	0		515143	0		98484	0	Bullish	Bullish	163.68	1.24	1.24	47,668.30	
10:36:45	231787	1428		581168	15243		349381	13815	Bullish	Bullish	40.64	2.51	21,441.45	10:36:45	435756	19097		515143	0		79387	-19097	Bullish	Bullish	147.15	1.18	1.18	47,668.60	
10:37:44	231787	0		581168	0		349381	0	Bullish	Bullish	40.64	2.51	21,440.55	10:37:44	435756	0		515143	0		79387	0	Bullish	Bullish	147.15	1.18	1.18	47,658.70	
10:38:43	231776	-11		581168	0		349392	11	Bullish	Bullish	40.64	2.51	21,446.50	10:38:43	435756	0		522402	7259		86646	7259	Bullish	Bullish	147.15	1.2	1.2	47,657.55	
10:39:43	231776	0		581168	0		349392	0	Bullish	Bullish	47.69	2.51	21,448.30	10:39:43	435756	0		522402	0		86646	0	Bullish	Bearish	160.64	1.2	1.2	47,656.75	
10:40:43	216290	-15486	Short C	597224	16056		380934	31542	Bullish	Bullish	45.39	2.76	21,455.10	10:40:43	453779	18023		522402	0		68623	-18023	Bullish	Bearish	141.94	1.15	1.15	47,673.35	
10:41:46	216290	0		597224	0		380934	0	Bullish	Bullish	63.43	2.76	21,461.30	10:41:46	453779	-9		532505	10103		78735	10112	Bullish	Bullish	187.88	1.17	1.17	47,682.40	
10:42:43	216290	0		597224	0		380934	0	Bullish	Bullish	63.43	2.76	21,465.90	10:42:43	453779	0		532505	0		78735	0	Bullish	Bullish	187.88	1.17	1.17	47,683.35	
10:43:43	173611	-42679	Short C	622773	25549		449162	68228	Bullish	Bullish	68.55	3.59	21,460.30	10:43:43	422016	-31754	Short C	547622	15117		125606	46871	Bullish	Bullish	187.88	1.3	1.3	47,711.25	
10:44:43	173611	0		622773	0		449162	0	Bullish	Bullish	56.88	3.59	21,461.65	10:44:43	421999	-17		547622	0		125623	17	Bullish	Bullish	214.67	1.3	1.3	47,714.85	
10:45:42	173611	0		622773	0		449162	0	Bullish	Bullish	56.76	3.59	21,454.15	10:45:42	421999	0		547622	0		125623	0	Bullish	Bullish	214.67	1.3	1.3	47,733.05	
10:46:45	164568	-9043	Short C	639397	16624		474829	25667	Bullish	Bullish	52.50	3.89	21,451.55	10:46:45	379152	-42847	Short C	593131	45509		213979	88356	Bullish	Bullish	221.67	1.56	1.56	47,712.10	
10:47:43	164568	0		639397	0		474829	0	Bullish	Bullish	52.50	3.89	21,459.35	10:47:43	379152	0		593131	0		213979	0	Bullish	Bullish	221.67	1.56	1.56	47,722.65	
10:48:44	164568	0		639397	0		474829	0	Bullish	Bullish	52.50	3.89	21,453.75	10:48:44	379152	0		593131	0		213979	0	Bullish	Bullish	221.67	1.56	1.56	47,724.75	
10:49:42	164107	-461		651905	12508		487798	12969	Bullish	Bullish	46.87	3.97	21,447.10	10:49:42	386881	7729		640259	47128		253378	39399	Bullish	Bullish	214.51	1.65	1.65	47,730.40	
10:50:43	164107	0		651905	0		487798	0	Bullish	Bullish	28.32	3.97	21,444.25	10:50:43	386881	0		640259	0		253378	0	Bullish	Bullish	170.43	1.65	1.65	47,696.00	
10:51:44	164107	0		651905	0		487798	0	Bullish	Bearish	28.32	3.97	21,446.20	10:51:44	386881	0		640259	0		253378	0	Bullish	Bullish	170.43	1.65	1.65	47,721.20	
10:52:43	162453	-1654	Short C	647910	-3995	Long UW	485457	-2341	Bearish	Bearish	35.86	3.99	21,445.25	10:52:43	393092	6211		640259	0		247167	-6211	Bullish	Bullish	188.29	1.63	1.63	47,733.85	
10:53:44	162419	-34		647910	0		485491	34	Bullish	Bearish	42.71	3.99	21,449.70	10:53:44	393092	0		623114	-17145	Long UW	230022	-17145	Bullish	Bullish	189.29	1.59	1.59	47,743.85	
10:54:44	162419	0		647910	0		485491	0	Bullish	Bearish	42.71	3.99	21,454.40	10:54:44	393092	0		623114	0		230022	0	Bullish	Bullish	189.29	1.59	1.59	47,752.40	
10:55:43	163561	1142		651518	3608		487957	2466	Bullish	Bearish	36.35	3.98	21,446.00	10:55:43	406090	12998		614224	-8890	Long UW	208134	-21888	Bullish	Bullish	157.93	1.51	1.51	47,721.00	
10:56:43	163561	0		651518	0		487957																						

Nifty ATM	Nifty Spot	Nifty Pre CL	Nifty Open	Nifty High	Nifty Low	India VIX	Current Expiry	Exp High	21,529.30	52.15	Not Break	Resistanc	21500	BN ATM	BN Spot	BN Pre CL	BN Open	BN High	BN Low	India VIX	Tuesday	Exp High	47,941.90	103.45	Not Break	Resistanc	48000		
21450	21,441.35	21349.4	21,365.20	21,477.15	21,329.45	14.68	2023-12-28	Exp Low	21,201.10	128.35	Not Break	Support	21300	47700	47,724.85	47,491.85	47,576.40	47,838.45	47,411.65	14.68		Exp Low	47,210.90	200.75	Not Break	Support	47500		
Time	Call COI (Bearish ▼)	Call COI (+▲-▼)	Short Covering	Put COI (Bullish ▲)	Put COI (+▲-▼)	Long UW	NET Oi	+▲-▼	Net Oi Signal	Price Action Signal	VWAP Diff	Strike	Nifty PCR	Nifty LTP	Time	Call COI (Bearish ▼)	Call COI (+▲-▼)	Short Covering	Put COI (Bullish ▲)	Put COI (+▲-▼)	Long Unwinding	NET Oi	+▲-▼	Net Oi Signal	Price Action Signal	VWAP Diff	Strike	BN PCR	BN LTP
11:19:43	184091			685428	0		501337	0	Bullish	Bullish	38.50	3.72	21,457.60	11:19:43	483548	0		614781	0		131233	0	Bullish	Bullish	93.09	1.27	47,688.30		
11:20:43	184088	-3		685428	0		501340	3	Bullish	Bullish	37.59	3.72	21,459.55	11:20:43	483548	0		614781	0		131233	0	Bullish	Bearish	94.27	1.27	47,680.95		
11:21:43	186451	2363		688125	2697		501674	334	Bullish	Bullish	38.20	3.69	21,463.40	11:21:43	489851	6303		623860	9079		134009	2776	Bullish	Bearish	86.42	1.27	47,685.55		
11:22:43	186451	0		688125	0		501674	0	Bullish	Bullish	38.20	3.69	21,462.80	11:22:43	489851	0		623860	0		134009	0	Bullish	Bearish	86.42	1.27	47,682.70		
11:23:43	186451	0		688125	0		501674	0	Bullish	Bullish	38.50	3.69	21,461.50	11:23:43	489849	-2		623860	0		134011	2	Bullish	Bearish	88.33	1.27	47,685.10		
11:24:43	179589	-6862	Short C	684557	-3568	Long UW	504968	3294	Bullish	Bullish	15.52	3.81	21,451.75	11:24:43	482290	-7559	Short C	623860	0		141570	7559	Bullish	Bearish	95.46	1.29	47,668.30		
11:25:44	179589	0		684557	0		504968	0	Bullish	Bullish	18.64	3.81	21,450.80	11:25:44	482295	5		620791	-3069	Long UW	138496	-3074	Bullish	Bearish	94.34	1.29	47,673.10		
11:26:43	179589	0		684557	0		504968	0	Bullish	Bullish	18.64	3.81	21,448.05	11:26:43	482295	0		620791	0		138496	0	Bullish	Bearish	94.34	1.29	47,676.95		
11:27:44	179589	0		684557	0		504968	0	Bullish	Bullish	37.09	3.81	21,451.50	11:27:44	482295	0		620791	0		138496	0	Bullish	Bearish	105.43	1.29	47,678.85		
11:28:44	186271	6682		689818	5261		503547	-1421	Bullish	Bearish	31.73	3.7	21,453.15	11:28:44	482335	40		638911	18120		156576	18080	Bullish	Bearish	94.34	1.32	47,679.85		
11:29:44	186271	0		689818	0		503547	0	Bullish	Bearish	26.49	3.7	21,454.60	11:29:44	482335	0		638911	0		156576	0	Bullish	Bullish	101.01	1.32	47,691.90		
11:30:43	186271	0		689818	0		503547	0	Bullish	Bearish	26.49	3.7	21,451.05	11:30:43	482335	0		638911	0		156576	0	Bullish	Bearish	101.01	1.32	47,691.50		
11:31:44	187760	1489		688056	-1762	Long UW	500296	-3251	Bullish	Bearish	17.31	3.66	21,444.55	11:31:44	481317	-1018	Short C	636235	-2676	Long UW	154918	-1658	Bullish	Bullish	101.01	1.32	47,688.05		
11:32:43	187753	-7		688056	0		500303	7	Bullish	Bearish	13.71	3.66	21,441.00	11:32:43	481317	0		636240	5		154923	5	Bullish	Bearish	94.04	1.32	47,685.45		
11:33:44	187753	0		688052	-4		500299	-4	Bullish	Bearish	10.47	3.66	21,445.50	11:33:44	485101	3784		636240	0		151139	-3784	Bullish	Bullish	90.00	1.31	47,681.75		
11:34:44	187753	0		688052	0		500299	0	Bullish	Bearish	10.47	3.66	21,446.45	11:34:44	485101	0		636240	0		151139	0	Bullish	Bearish	90.00	1.31	47,681.60		
11:35:43	188281	528		688052	0		499771	-528	Bullish	Bearish	21.31	3.65	21,451.85	11:35:43	485091	-10		638269	2029		153178	2039	Bullish	Bullish	103.00	1.32	47,690.85		
11:36:44	191385	3104		686659	-1393	Long UW	495274	-4497	Bullish	Bearish	24.17	3.59	21,450.25	11:36:44	491316	6225		646169	7900		154853	1675	Bullish	Bullish	124.23	1.32	47,691.15		
11:37:43	191385	0		686659	0		495274	0	Bullish	Bullish	24.17	3.59	21,455.80	11:37:43	491316	0		646169	0		154853	0	Bullish	Bullish	124.23	1.32	47,709.75		
11:38:44	191385	0		686659	0		495274	0	Bullish	Bullish	31.52	3.59	21,461.25	11:38:44	491316	0		646169	0		154853	0	Bullish	Bullish	147.86	1.32	47,723.80		
11:39:43	191385	0		686659	0		495274	0	Bullish	Bullish	31.52	3.59	21,452.10	11:39:43	491316	0		646169	0		154853	0	Bullish	Bullish	147.86	1.32	47,714.95		
11:40:43	191077	-308		684208	-2451	Long UW	493131	-2143	Bullish	Bullish	23.50	3.58	21,453.40	11:40:43	485297	-6019	Short C	640758	-5411	Long UW	155461	608	Bullish	Bullish	119.48	1.32	47,709.25		
11:41:43	191077	0		684208	0		493131	0	Bullish	Bearish	23.50	3.58	21,448.10	11:41:43	485297	0		640758	0		155461	0	Bullish	Bullish	107.12	1.32	47,708.15		
11:42:43	191077	0		684208	0		493131	0	Bullish	Bearish	13.45	3.58	21,447.90	11:42:43	485297	0		640758	0		155461	0	Bullish	Bullish	102.40	1.32	47,712.30		
11:43:43	189909	-1168	Short C	685945	1737		496036	2905	Bullish	Bearish	13.52	3.61	21,447.25	11:43:43	503655	18358		638820	-1938	Long UW	135165	-20296	Bullish	Bullish	98.57	1.27	47,711.25		
11:44:44	189909	0		685728	-217		495819	-217	Bullish	Bullish	15.06	3.61	21,445.90	11:44:44	503655	0		638820	0		135165	0	Bullish	Bullish	92.68	1.27	47,715.25		
11:45:44	189909	0		685728	0		495819	0	Bullish	Bullish	18.32	3.61	21,454.65	11:45:44	503655	0		638820	0		135165	0	Bullish	Bullish	101.70	1.27	47,726.85		
11:46:43	189909	0		684957	-771		495048	-771	Bullish	Bullish	18.32	3.61	21,452.60	11:46:43	516082	12427		638820	0		122738	-12427	Bullish	Bullish	97.75	1.24	47,728.75		
11:47:43	191305	1396		684957	0		493652	-1396	Bullish	Bullish	20.12	3.58	21,452.70	11:47:43	516147	65		635276	-3544	Long UW	119129	-3609	Bullish	Bullish	108.99	1.23	47,711.75		
11:48:43	191305	0		684957	0		493652	0	Bullish	Bullish	19.61	3.58	21,455.40	11:48:43	516147	0		635276	0		119129	0	Bullish	Bullish	108.99	1.23	47,710.50		
11:49:43	194649	3344		685147	190		490498	-3154	Bullish	Bullish	18.78	3.52	21,455.45	11:49:43	524308	8161		635045	-231		110737	-8392	Bullish	Bullish	100.52	1.21	47,707.15		
11:50:43	194649	0		685147	0		490498	0	Bullish	Bearish	18.78	3.52	21,453.30	11:50:43	524308	0		635045	0		110737	0	Bullish	Bearish	100.52	1.21	47,705.40		
11:51:44	194649	0		685147	0		490498	0	Bullish	Bearish	19.40	3.52	21,453.40	11:51:44	524308	0		635045	0		110737	0	Bullish	Bearish	96.47	1.21	47,704.80		
11:52:44	194822	173		683126	-2021	Long UW	488304	-2194	Bullish	Bearish	16.42	3.51	21,449.70	11:52:44	522839	-1469	Short C	642885	7840		120046	9309	Bullish	Bearish	81.27	1.23	47,708.15		
11:53:46	194822	0		683126	0		488304	0	Bullish	Bearish	19.68	3.51	21,451.40	11:53:46	522839	0		642885	0		120046	0	Bullish	Bearish	83.62	1.23	47,702.75		
11:54:44	194822	0		683126	0		488304	0	Bullish	Bullish	22.77	3.51	21,452.45	11:54:44	521456	-1383	Short C	642885	0		121429	1383	Bullish	Bearish	84.32	1.23	47,684.90		
11:55:43	190771	-4051	Short C	690149	7023		499378	11074	Bullish	Bullish	27.24	3.62	21,453.60	11:55:43	521179	-277		658082	15197		136903	15474	Bullish	Bearish	96.68	1.26	47,690.80		
11:56:44	190771	0		690149	0		499378	0	Bullish	Bullish	27.24	3.62	21,456.05	11:56:44	521179	0		658082	0		136903	0	Bullish	Bearish	96.68	1.26	47,696.85		
11:57:43	190771	0		690149	0		499378	0	Bullish	Bullish	24.10	3.62	21,453.55	11:57:43	521179	0		658082	0		136903	0	Bullish	Bearish	95.80	1.26	47,704.25		
11:58:43	193266	2495		697424	7275		504158	4780	Bullish	Bullish	25.92	3.61	21,460.40	11:58:43	521179	0		668234	10152		147055	10152	Bullish	Bearish	94.34	1.28	47,706.90		
11:59:45	193266	0		697424	0		504158	0	Bullish	Bullish	35.21	3.61	21,463.65	11:59:45	519218	-1961	Short C	668234											

Nifty ATM	Nifty Spot	Nifty Pre C	Nifty Open	Nifty High	Nifty Low	India VIX	Current Expiry	Exp High	21,529.30	52.15	Not Break	Resistanc	21500	BN ATM	BN Spot	BN Pre CL	BN Open	BN High	BN Low	India VIX	Tuesday	Exp High	47,941.90	103.45	Not Break	Resistanc	48000		
21450	21,441.35	21349.4	21,365.20	21,477.15	21,329.45	14.68	2023-12-28	Exp Low	21,201.10	128.35	Not Break	Support	21300	47700	47,724.85	47,491.85	47,576.40	47,838.45	47,411.65	14.68	Observer	Exp Low	47,210.90	200.75	Not Break	Support	47500		
Time	Call COI (Bearish ▼)	Call COI (+▲-▼)	Short Covering	Put COI (Bullish ▲)	Put COI (+▲-▼)	Long UW	NET Oi	+▲-▼	Net Oi Signal	Price Action Signal	VPW Diff	Strike	Nifty PCR	Nifty LTP	Time	Call COI (Bearish ▼)	Call COI (+▲-▼)	Short Covering	Put COI (Bullish ▲)	Put COI (+▲-▼)	Long Unwinding	NET Oi	+▲-▼	Net Oi Signal	Price Action Signal	VPW Diff	Strike	BN PCR	BN LTP
12:21:43	190005	0		714863	0		524858	0	Bullish	Bullish	31.13		3.76	21,464.20	12:21:43	541455	0		671459	0		130004	0	Bullish	Bullish	83.83		1.24	47,703.50
12:22:44	190500	495		718910	4047		528410	3552	Bullish	Bullish	33.55		3.77	21,463.00	12:22:44	538459	-2996	Short C	680540	9081		142081	12077	Bullish	Bullish	97.21		1.26	47,710.20
12:23:43	190500	0		718910	0		528410	0	Bullish	Bullish	33.55		3.77	21,465.25	12:23:43	538459	0		680540	0		142081	0	Bullish	Bullish	97.21		1.26	47,725.45
12:24:43	189135	-1365	Short C	724956	6046		535821	7411	Bullish	Bullish	41.17		3.83	21,464.80	12:24:43	517157	-21302	Short C	679537	-1003	Long UW	162380	20299	Bullish	Bullish	176.22		1.31	47,724.20
12:25:43	189135	0		724956	0		535821	0	Bullish	Bullish	41.17		3.83	21,466.35	12:25:43	517157	0		679537	0		162380	0	Bullish	Bullish	176.22		1.31	47,762.15
12:26:44	189134	-1		724956	0		535822	1	Bullish	Bullish	49.72		3.83	21,474.55	12:26:44	517157	0		679537	0		162380	0	Bullish	Bullish	215.97		1.31	47,818.85
12:27:43	189134	0		724956	0		535822	0	Bullish	Bullish	49.72		3.83	21,472.20	12:27:43	517157	0		679537	0		162380	0	Bullish	Bullish	215.97		1.31	47,804.95
12:28:46	184791	-4343	Short C	717754	-7202	Long UW	532963	-2859	Bullish	Bullish	39.85		3.88	21,469.90	12:28:46	431884	-85273	Short C	724994	45457		293110	130730	Bullish	Bullish	196.94		1.68	47,788.35
12:29:44	184791	0		717754	0		532963	0	Bullish	Bearish	39.85		3.88	21,460.20	12:29:44	431884	0		724994	0		293110	0	Bullish	Bullish	196.94		1.68	47,781.50
12:30:43	176196	-8595	Short C	717754	0		541558	8595	Bullish	Bearish	23.05		4.07	21,459.95	12:30:43	431884	0		730873	5879		298989	5879	Bullish	Bullish	134.94		1.69	47,766.65
12:31:43	176196	0		717754	0		541558	0	Bullish	Bearish	23.05		4.07	21,453.85	12:31:43	431884	0		730873	0		298989	0	Bullish	Bullish	134.94		1.69	47,749.10
12:32:43	176196	0		723016	5262		546820	5262	Bullish	Bearish	23.64		4.1	21,456.55	12:32:43	421756	-10128	Short C	730873	0		309117	10128	Bullish	Bullish	134.94		1.73	47,757.30
12:33:38	176196	0		723016	0		546820	0	Bullish	Bearish	26.87		4.1	21,457.75	12:33:38	421756	0		730873	0		309117	0	Bullish	Bullish	143.62		1.73	47,774.60
12:34:43	175741	-455		723016	0		547275	455	Bullish	Bearish	33.18		4.11	21,459.60	12:34:43	434722	12966		730873	0		296151	-12966	Bullish	Bullish	163.02		1.68	47,774.95
12:35:44	175728	-13		738228	15212		562500	15225	Bullish	Bearish	32.94		4.2	21,456.85	12:35:44	434757	35		734260	3387		299503	3352	Bullish	Bullish	152.30		1.69	47,769.35
12:36:43	175728	0		738228	0		562500	0	Bullish	Bearish	27.82		4.2	21,454.55	12:36:43	434757	0		734260	0		299503	0	Bullish	Bullish	152.30		1.69	47,772.20
12:37:43	179751	4023		742209	3981		562458	-42	Bullish	Bearish	22.61		4.13	21,451.20	12:37:43	454514	19757		727904	-6356	Long UW	273390	-26113	Bullish	Bullish	133.68		1.6	47,764.85
12:38:44	179751	0		742209	0		562458	0	Bullish	Bearish	22.61		4.13	21,450.10	12:38:44	454514	0		727904	0		273390	0	Bullish	Bearish	133.68		1.6	47,756.35
12:39:45	179751	0		742209	0		562458	0	Bullish	Bearish	18.97		4.13	21,448.80	12:39:45	454514	0		724513	-3391	Long UW	269999	-3391	Bullish	Bearish	116.50		1.59	47,760.55
12:40:44	181072	1321		744237	2028		563165	707	Bullish	Bearish	19.13		4.11	21,447.15	12:40:44	461449	6935		723050	-1463	Long UW	261601	-8398	Bullish	Bearish	124.94		1.57	47,746.35
12:41:44	181072	0		744237	0		563165	0	Bullish	Bearish	19.13		4.11	21,450.05	12:41:44	461449	0		723050	0		261601	0	Bullish	Bearish	135.08		1.57	47,766.85
12:42:43	181072	0		744237	0		563165	0	Bullish	Bearish	19.13		4.11	21,446.50	12:42:43	461449	0		723050	0		261601	0	Bullish	Bearish	135.08		1.57	47,766.65
12:43:43	181646	574		741811	-2426	Long UW	560165	-3000	Bullish	Bearish	20.98		4.08	21,451.55	12:43:43	461449	0		723050	0		261601	0	Bullish	Bullish	110.96		1.57	47,769.30
12:44:43	181646	0		741811	0		560165	0	Bullish	Bearish	13.58		4.08	21,447.90	12:44:43	470250	8801		721759	-1291	Long UW	251509	-10092	Bullish	Bullish	116.72		1.53	47,764.70
12:45:44	182029	383		741811	0		559782	-383	Bullish	Bearish	8.18		4.08	21,440.75	12:45:44	476883	6633		721759	0		244876	-6633	Bullish	Bearish	93.63		1.51	47,750.10
12:46:44	182029	0		735976	-5835	Long UW	553947	-5835	Bullish	Bearish	3.65		4.04	21,439.15	12:46:44	476887	4		717737	-4022	Long UW	240850	-4026	Bullish	Bearish	67.79		1.51	47,740.45
12:47:43	182029	0		735976	0		553947	0	Bullish	Bearish	3.65		4.04	21,430.15	12:47:43	476887	0		717737	0		240850	0	Bullish	Bearish	67.79		1.51	47,713.85
12:48:43	182029	0		735976	0		553947	0	Bullish	Bearish	-2.86		4.04	21,429.05	12:48:43	476887	0		717737	0		240850	0	Bullish	Bearish	65.45		1.51	47,707.20
12:49:43	185938	3909		736139	163		550201	-3746	Bullish	Bearish	3.67		3.96	21,423.90	12:49:43	475309	-1578	Short C	707012	-10725	Long UW	231703	-9147	Bullish	Bearish	56.28		1.49	47,703.85
12:50:43	185938	0		736139	0		550201	0	Bullish	Bearish	3.67		3.96	21,434.95	12:50:43	475309	0		707012	0		231703	0	Bullish	Bearish	56.28		1.49	47,722.55
12:51:44	185938	0		729116	-7023	Long UW	543178	-7023	Bullish	Bearish	-4.12		3.92	21,426.45	12:51:44	475309	0		707012	0		231703	0	Bullish	Bearish	26.06		1.49	47,703.20
12:52:44	193370	7432		729116	0		535746	-7432	Bullish	Bearish	-4.12		3.77	21,432.35	12:52:44	480616	5307		675975	-31037	Long UW	195359	-36344	Bullish	Bearish	26.06		1.41	47,698.05
12:53:43	193370	0		729116	0		535746	0	Bullish	Bearish	-4.12		3.77	21,442.75	12:53:43	480616	0		675975	0		195359	0	Bullish	Bearish	26.06		1.41	47,718.85
12:54:45	197472	4102		729116	0		531644	-4102	Bullish	Bearish	2.16		3.69	21,442.00	12:54:45	497074	16458		675975	0		178901	-16458	Bullish	Bearish	29.64		1.36	47,713.55
12:55:44	197433	-39		713196	-15920	Long UW	515763	-15881	Bullish	Bearish	2.16		3.61	21,441.95	12:55:44	497100	26		678724	2749		181624	2723	Bullish	Bearish	62.70		1.37	47,721.80
12:56:43	197433	0		713196	0		515763	0	Bullish	Bearish	-10.61	Buy 21600 PE	3.61	21,441.40	12:56:43	497100	0		678724	0		181624	0	Bullish	Bearish	51.93		1.37	47,719.45
12:57:45	197433	0		703989	-9207	Long UW	506556	-9207	Bullish	Bearish	-1.34		3.57	21,430.20	12:57:45	500378	3278		700345	21621		199677	18343	Bullish	Bearish	56.25		1.4	47,704.60
12:58:43	197900	467		703989	0		506089	-467	Bullish	Bearish	-1.15		3.56	21,438.95	12:58:43	503749	3371		700345	0		196596	-3371	Bullish	Bearish	73.05		1.39	47,725.30
12:59:43	197900	0		703989	0		506089	0	Bullish	Bullish	-1.15		3.56	21,440.20	12:59:43	503749	0		700345	0		196596	0	Bullish	Bearish	73.05		1.39	47,723.95
13:00:43	197900																												

Nifty ATM	Nifty Spot	Nifty Pre C	Nifty Open	Nifty High	Nifty Low	India VIX	Current Expiry	Exp High	21,529.30	52.15	Not Break	Resistanc	21500	BN ATM	BN Spot	BN Pre CL	BN Open	BN High	BN Low	India VIX	Tuesday	Exp High	47,941.90	103.45	Not Break	Resistanc	48000		
21450	21,441.35	21349.4	21,365.20	21,477.15	21,329.45	14.68	2023-12-28	Exp Low	21,201.10	128.35	Not Break	Support	21300	47700	47,724.85	47,491.85	47,576.40	47,838.45	47,411.65	14.68	Observer	Exp Low	47,210.90	200.75	Not Break	Support	47500		
Time	Call COI (Bearish ▼)	Call COI (+▲-▼)	Short Covering	Put COI (Bullish ▲)	Put COI (+▲-▼)	Long UW	NET Oi	+▲-▼	Net Oi Signal	Price Action Signal	VWAP Diff	Strike	Nifty PCR	Nifty LTP	Time	Call COI (Bearish ▼)	Call COI (+▲-▼)	Short Covering	Put COI (Bullish ▲)	Put COI (+▲-▼)	Long Unwinding	NET Oi	+▲-▼	Net Oi Signal	Price Action Signal	VWAP Diff	Strike	BN PCR	BN LTP
13:23:44	201986	0	0	676557	0		474571	0	Bullish	Bullish	-2.46		3.35	21,439.35	13:23:44	531642	-2	0	685865	0		154223	2	Bullish	Bearish	44.58		1.29	47,683.85
13:24:43	201986	0	0	676557	0		474571	0	Bullish	Bullish	-2.46		3.35	21,442.20	13:24:43	531642	0	0	685865	0		154223	0	Bullish	Bearish	44.58		1.29	47,685.25
13:25:44	200031	-1955	Short C	672110	-4447	Long UW	472079	-2492	Bullish	Bullish	-4.66		3.36	21,438.80	13:25:44	532621	979	0	704163	18298		171542	17319	Bullish	Bearish	52.47		1.32	47,685.25
13:26:45	200031	0	0	672110	0		472079	0	Bullish	Bullish	-4.66		3.36	21,438.00	13:26:45	532621	0	0	704163	0		171542	0	Bullish	Bullish	52.47		1.32	47,692.05
13:27:44	200031	0	0	668617	-3493	Long UW	468586	-3493	Bullish	Bearish	-10.42	Buy 21600 PE	3.34	21,438.35	13:27:44	532621	0	0	704153	-10		171532	-10	Bullish	Bearish	40.24		1.32	47,700.40
13:28:44	201703	1672	0	668617	0		466914	-1672	Bullish	Bearish	-6.95		3.31	21,435.30	13:28:44	519446	-13175	Short C	705920	1767		186474	14942	Bullish	Bearish	51.31		1.36	47,694.25
13:29:43	201703	0	0	668617	0		466914	0	Bullish	Bullish	-6.95		3.31	21,436.75	13:29:43	519446	0	0	705920	0		186474	0	Bullish	Bullish	51.31		1.36	47,705.85
13:30:44	202576	873	0	664878	-3739	Long UW	462302	-4612	Bullish	Bullish	0.96		3.28	21,439.10	13:30:44	532242	12796	0	710568	4648		178326	-8148	Bullish	Bullish	74.16		1.34	47,714.05
13:31:50	202576	0	0	664878	0		462302	0	Bullish	Bullish	0.96		3.28	21,440.40	13:31:50	532222	-20	0	710569	1		178347	21	Bullish	Bullish	74.16		1.34	47,727.20
13:32:47	202576	0	0	664878	0		462302	0	Bullish	Bearish	0.96		3.28	21,440.40	13:32:47	532222	0	0	710569	0		178347	0	Bullish	Bullish	74.16		1.34	47,727.20
13:33:43	202576	0	0	664878	0		462302	0	Bullish	Bearish	0.96		3.28	21,440.20	13:33:43	532222	0	0	710569	0		178347	0	Bullish	Bullish	74.16		1.34	47,735.25
13:34:44	207388	4812	0	663829	-1049	Long UW	456441	-5861	Bullish	Bullish	9.59		3.2	21,446.35	13:34:44	529579	-2643	Short C	710570	1		180991	2644	Bullish	Bullish	74.16		1.34	47,748.65
13:35:43	207388	0	0	663829	0		456441	0	Bullish	Bullish	-1.39		3.2	21,448.90	13:35:43	529579	0	0	710570	0		180991	0	Bullish	Bullish	75.94		1.34	47,753.05
13:36:45	207048	-340	0	661347	-2482	Long UW	454299	-2142	Bullish	Bullish	2.55		3.19	21,446.10	13:36:45	529579	0	0	710570	0		180991	0	Bullish	Bullish	109.00		1.34	47,749.45
13:37:44	207048	0	0	661347	0		454299	0	Bullish	Bullish	2.55		3.19	21,442.35	13:37:44	529579	0	0	710570	0		180991	0	Bullish	Bullish	109.00		1.34	47,748.55
13:38:44	207049	1	0	661347	0		454298	-1	Bullish	Bullish	6.99		3.19	21,444.10	13:38:44	524819	-4760	Short C	721498	10928		196679	15688	Bullish	Bullish	90.15		1.37	47,750.55
13:39:44	207049	0	0	661347	0		454298	0	Bullish	Bullish	6.99		3.19	21,444.50	13:39:44	524819	0	0	721498	0		196679	0	Bullish	Bullish	90.15		1.37	47,750.15
13:40:43	203346	-3703	Short C	668289	6942		464943	10645	Bullish	Bullish	13.08	Buy 21200 CE	3.29	21,445.55	13:40:43	535714	10895	0	732155	10657		196441	-238	Bullish	Bullish	93.99		1.37	47,749.20
13:41:45	203346	0	0	668289	0		464943	0	Bullish	Bullish	6.99		3.29	21,444.30	13:41:45	535714	0	0	732155	0		196441	0	Bullish	Bullish	103.27		1.37	47,747.45
13:42:45	203319	-27	0	668289	0		464970	27	Bullish	Bullish	12.74		3.29	21,444.60	13:42:45	532924	-2790	Short C	732155	0		199231	2790	Bullish	Bullish	76.39		1.37	47,745.35
13:43:43	203319	0	0	668289	0		464970	0	Bullish	Bullish	12.74		3.29	21,445.70	13:43:43	532924	0	0	732155	0		199231	0	Bullish	Bullish	76.39		1.37	47,745.25
13:44:43	203320	1	0	677214	8925		473894	8924	Bullish	Bullish	26.66		3.33	21,446.25	13:44:43	532934	10	0	732455	300		199521	290	Bullish	Bullish	84.77		1.37	47,756.85
13:45:43	203320	0	0	677214	0		473894	0	Bullish	Bullish	23.16		3.33	21,448.90	13:45:43	532934	0	0	732455	0		199521	0	Bullish	Bullish	106.82		1.37	47,757.65
13:46:44	200214	-3106	Short C	677214	0		477000	3106	Bullish	Bullish	23.94		3.38	21,450.55	13:46:44	544847	11913	0	732455	0		187608	-11913	Bullish	Bullish	113.60		1.34	47,761.70
13:47:43	200214	0	0	676631	-583		476417	-583	Bullish	Bullish	23.16		3.38	21,446.40	13:47:43	544845	-2	0	735378	2923		190533	2925	Bullish	Bullish	103.00		1.35	47,755.75
13:48:43	200214	0	0	676631	0		476417	0	Bullish	Bearish	13.30		3.38	21,447.45	13:48:43	544845	0	0	735378	0		190533	0	Bullish	Bearish	91.68		1.35	47,752.35
13:49:43	208820	8606	0	676631	0		467811	-8606	Bullish	Bullish	15.99		3.24	21,448.60	13:49:43	544845	0	0	735378	0		190533	0	Bullish	Bullish	94.08		1.35	47,755.80
13:50:45	208820	0	0	676921	290		468101	290	Bullish	Bullish	12.18		3.24	21,446.60	13:50:45	546628	1783	0	736585	1207		189957	-576	Bullish	Bullish	86.68		1.35	47,752.05
13:51:43	208820	0	0	676921	0		468101	0	Bullish	Bearish	12.18		3.24	21,440.45	13:51:43	546628	0	0	736585	0		189957	0	Bullish	Bearish	86.68		1.35	47,744.45
13:52:43	205043	-3777	Short C	676607	-314		471564	3463	Bullish	Bearish	4.47		3.3	21,441.80	13:52:43	529600	-17028	Short C	731893	-4692	Long UW	202293	12336	Bullish	Bearish	97.93		1.38	47,745.80
13:53:43	205043	0	0	676607	0		471564	0	Bullish	Bearish	4.47		3.3	21,443.70	13:53:43	529600	0	0	731893	0		202293	0	Bullish	Bearish	97.93		1.38	47,748.95
13:54:43	205043	0	0	676607	0		471564	0	Bullish	Bullish	13.91		3.3	21,447.35	13:54:43	529600	0	0	731893	0		202293	0	Bullish	Bullish	105.51		1.38	47,767.35
13:55:44	204353	-690	0	678106	1499		473753	2189	Bullish	Bullish	13.14		3.32	21,447.35	13:55:44	536060	6460	0	739743	7850		203683	1390	Bullish	Bullish	106.38		1.38	47,754.65
13:56:43	204353	0	0	678106	0		473753	0	Bullish	Bullish	13.14		3.32	21,448.20	13:56:43	536060	0	0	739743	0		203683	0	Bullish	Bullish	106.38		1.38	47,756.20
13:57:44	204353	0	0	681874	3768		477521	3768	Bullish	Bullish	8.11		3.34	21,446.80	13:57:44	536035	-25	0	739743	0		203708	25	Bullish	Bearish	91.80		1.38	47,756.70
13:58:43	204353	0	0	681874	0		477521	0	Bullish	Bearish	8.11		3.34	21,444.10	13:58:43	536035	0	0	739743	0		203708	0	Bullish	Bullish	91.80		1.38	47,751.30
13:59:45	204721	368	0	681874	0		477153	-368	Bullish	Bearish	9.07		3.33	21,444.65	13:59:45	534687	-1348	Short C	745646	5903		210959	7251	Bullish	Bearish	100.09		1.39	47,759.80
14:00:44	204721	0	0	681874	0		477153	0	Bullish	Bearish	9.07		3.33	21,441.95	14:00:44	534687	0	0	745646	0		210959	0	Bullish	Bullish	100.09		1.39	47,757.00
14:01:43	205293	572	0	682775	901		477482	329	Bullish	Bearish	5.56		3.33	21,442.90	14:01:43	534687	0	0	745646	0		210959	0	Bullish	Bullish	100.09	</		

Nifty ATM	Nifty Spot	Nifty Pre C	Nifty Open	Nifty High	Nifty Low	India VIX	Current Expiry	Exp High	21,529.30	52.15	Not Break	Resistanc	21500	BN ATM	BN Spot	BN Pre CL	BN Open	BN High	BN Low	India VIX	Tuesday	Exp High	47,941.90	103.45	Not Break	Resistanc	48000		
21450	21,441.35	21349.4	21,365.20	21,477.15	21,329.45	14.68	2023-12-28	Exp Low	21,201.10	128.35	Not Break	Support	21300	47700	47,724.85	47,491.85	47,576.40	47,838.45	47,411.65	14.68	Observer	Exp Low	47,210.90	200.75	Not Break	Support	47500		
Time	Call COI (Bearish ▼)	Call COI (+▲-▼)	Short Covering	Put COI (Bullish ▲)	Put COI (+▲-▼)	Long UW	NET Oi	+▲-▼	Net Oi Signal	Price Action Signal	VWAP Diff	Strike	Nifty PCR	Nifty LTP	Time	Call COI (Bearish ▼)	Call COI (+▲-▼)	Short Covering	Put COI (Bullish ▲)	Put COI (+▲-▼)	Long Unwinding	NET Oi	+▲-▼	Net Oi Signal	Price Action Signal	VWAP Diff	Strike	BN PCR	BN LTP
14:25:44	206814	-2164	Short C	656557	0		449743	2164	Bullish	Bullish	34.60	3.17	21,461.75	14:25:44	449676	-42182	Short C	768071	3		318395	42185	Bullish	Bullish	207.64		1.71	47,823.25	
14:26:44	206814	0		656557	0		449743	0	Bullish	Bullish	25.33	3.17	21,459.10	14:26:44	449676	0		768071	0		318395	0	Bullish	Bullish	207.63		1.71	47,815.25	
14:27:44	206814	0		656557	0		449743	0	Bullish	Bullish	25.33	3.17	21,459.40	14:27:44	449676	0		768071	0		318395	0	Bullish	Bullish	207.63		1.71	47,817.50	
14:28:44	205919	-895		655256	-1301	Long UW	449337	-406	Bullish	Bullish	29.51	3.18	21,456.45	14:28:44	431617	-18059	Short C	792723	24652		361106	42711	Bullish	Bullish	185.17		1.84	47,801.50	
14:29:44	205919	0		655256	0		449337	0	Bullish	Bullish	29.51	3.18	21,459.90	14:29:44	431617	0		792723	0		361106	0	Bullish	Bullish	192.62		1.84	47,796.50	
14:30:44	205919	0		655256	0		449337	0	Bullish	Bullish	29.51	3.18	21,457.60	14:30:44	431617	0		792723	0		361106	0	Bullish	Bullish	192.62		1.84	47,788.05	
14:31:43	207620	1701		655256	0		447636	-1701	Bullish	Bullish	29.21	3.16	21,456.15	14:31:43	431617	0		792723	0		361106	0	Bullish	Bullish	189.40		1.84	47,778.45	
14:32:42	207620	0		659860	4604		452240	4604	Bullish	Bullish	20.12	3.18	21,455.65	14:32:42	422511	-9106	Short C	782645	-10078	Long UW	360134	-972	Bullish	Bullish	151.73		1.85	47,773.90	
14:33:43	207620	0		659860	0		452240	0	Bullish	Bearish	15.02	3.18	21,448.25	14:33:43	422511	0		782645	0		360134	0	Bullish	Bearish	175.94		1.85	47,756.15	
14:34:44	207620	0		659860	0		452240	0	Bullish	Bearish	16.93	3.18	21,450.10	14:34:44	424258	1747		771468	-11177	Long UW	347210	-12924	Bullish	Bearish	135.83		1.82	47,757.25	
14:35:43	206107	-1513	Short C	660274	414		454167	1927	Bullish	Bearish	15.43	3.2	21,448.45	14:35:43	424258	0		771468	0		347210	0	Bullish	Bearish	151.73		1.82	47,758.70	
14:36:43	206107	0		660274	0		454167	0	Bullish	Bearish	25.95	3.2	21,453.20	14:36:43	424258	0		771468	0		347210	0	Bullish	Bearish	135.83		1.82	47,761.85	
14:37:43	206107	0		660274	0		454167	0	Bullish	Bearish	20.02	3.2	21,452.20	14:37:43	437510	13252		771468	0		339598	-13252	Bullish	Bearish	120.23		1.76	47,759.00	
14:38:44	209648	3541		661348	1074		451700	-2467	Bullish	Bearish	16.80	3.15	21,444.60	14:38:44	437282	-228		759565	-11903	Long UW	32283	-11675	Bullish	Bearish	121.05		1.74	47,734.65	
14:39:46	209648	0		662687	1339		453039	1339	Bullish	Bearish	12.33	3.16	21,446.90	14:39:46	437282	0		759565	0		32283	0	Bullish	Bearish	125.59		1.74	47,759.65	
14:40:44	211456	1808		662687	0		451231	-1808	Bullish	Bearish	24.81	3.13	21,453.40	14:40:44	442652	5370		748943	-10622	Long UW	306291	-15992	Bullish	Bearish	125.59		1.69	47,769.05	
14:41:44	211456	0		662687	0		451231	0	Bullish	Bearish	24.81	3.13	21,449.25	14:41:44	442652	0		748943	0		306291	0	Bullish	Bearish	125.59		1.69	47,770.30	
14:42:44	214391	2935		662687	0		448296	-2935	Bullish	Bearish	12.80	3.09	21,449.90	14:42:44	442652	0		748943	0		306291	0	Bullish	Bearish	105.19		1.69	47,770.70	
14:43:44	214391	0		653991	-8696	Long UW	439600	-8696	Bullish	Bearish	-0.23	3.05	21,439.75	14:43:44	451520	8868		737313	-11630	Long UW	285793	-20498	Bullish	Bearish	92.57		1.63	47,752.25	
14:44:44	214391	0		653991	0		439600	0	Bullish	Bearish	-0.23	3.05	21,434.05	14:44:44	451520	0		737313	0		285793	0	Bullish	Bearish	67.40		1.63	47,746.60	
14:45:44	214391	0		653991	0		439600	0	Bullish	Bearish	-0.23	3.05	21,437.50	14:45:44	451520	0		737313	0		285793	0	Bullish	Bearish	67.40		1.63	47,744.60	
14:46:44	217935	3544		639403	-14588	Long UW	421468	-18132	Bullish	Bearish	-0.23	2.93	21,436.95	14:46:44	455415	3895		724214	-13099	Long UW	268799	-16994	Bullish	Bearish	92.57		1.59	47,737.65	
14:47:43	217935	0		639403	0		421468	0	Bullish	Bearish	-0.23	2.93	21,439.10	14:47:43	455415	0		724214	0		268799	0	Bullish	Bearish	92.57		1.59	47,740.20	
14:48:43	217935	0		639403	0		421468	0	Bullish	Bearish	-5.04	2.93	21,441.20	14:48:43	455417	2		724214	0		268797	-2	Bullish	Bearish	70.19		1.59	47,750.65	
14:49:44	221823	3888		635113	-4290	Long UW	413290	-8178	Bullish	Bearish	4.40	2.86	21,443.05	14:49:44	456998	1581		712416	-11798	Long UW	255418	-13379	Bullish	Bearish	71.68		1.56	47,756.30	
14:50:44	221823	0		635113	0		413290	0	Bullish	Bearish	4.40	2.86	21,442.95	14:50:44	456998	0		712416	0		255418	0	Bullish	Bearish	71.68		1.56	47,756.35	
14:51:43	221823	0		635113	0		413290	0	Bullish	Bearish	9.23	2.86	21,439.35	14:51:43	454004	-2994	Short C	712416	0		258412	2994	Bullish	Bullish	65.73		1.57	47,746.70	
14:52:43	221823	0		635113	0		413290	0	Bullish	Bearish	9.23	2.86	21,436.25	14:52:43	454004	0		712416	0		258412	0	Bullish	Bearish	65.73		1.57	47,736.60	
14:53:43	223273	1450		636531	1418		413258	-32	Bullish	Bearish	-6.57	2.85	21,433.05	14:53:43	453839	-165		711148	-1268	Long UW	257309	-1103	Bullish	Bearish	59.57		1.57	47,731.25	
14:54:44	223273	0		636531	0		413258	0	Bullish	Bearish	-6.57	2.85	21,435.45	14:54:44	453839	0		711148	0		257309	0	Bullish	Bearish	66.95		1.57	47,727.60	
14:55:44	224643	1370		629251	-7280	Long UW	404608	-8650	Bullish	Bearish	-2.19	2.8	21,435.55	14:55:44	453691	-148		688052	-23096	Long UW	234361	-22948	Bullish	Bearish	82.55		1.52	47,739.70	
14:56:43	224643	0		629251	0		404608	0	Bullish	Bearish	-2.19	2.8	21,432.70	14:56:43	453691	0		688052	0		234361	0	Bullish	Bearish	82.55		1.52	47,730.85	
14:57:44	224643	0		629251	0		404608	0	Bullish	Bearish	-2.19	2.8	21,433.65	14:57:44	453691	0		688052	0		234361	0	Bullish	Bearish	72.88		1.52	47,730.50	
14:58:43	225042	399		629251	0		404209	-399	Bullish	Bearish	-2.82	2.8	21,430.75	14:58:43	453691	0		688052	0		234361	0	Bullish	Bearish	60.96		1.52	47,721.00	
14:59:44	225040	-2		632617	3366		407577	3368	Bullish	Bearish	-7.11	2.81	21,431.65	14:59:44	456674	2983		701752	13700		245078	10717	Bullish	Bearish	72.88		1.54	47,712.55	
15:00:44	225040	0		632617	0		407577	0	Bullish	Bearish	-7.11	2.81	21,427.75	15:00:44	456674	0		701752	0		245078	0	Bullish	Bearish	42.05		1.54	47,693.50	
15:01:45	223724	-1316	Short C	623297	-9320	Long UW	399573	-8004	Bullish	Bullish	-2.82	2.79	21,450.85	15:01:45	467499	10825		699772	-1980	Long UW	232273	-12805	Bullish	Bearish	60.96		1.5	47,721.10	
15:02:45	223724	0		623297	0		399573	0	Bullish	Bearish	-8.17	2.79	21,441.80	15:02:45	467499	0		699772	0		232273	0	Bullish	Bearish	60.96		1.5	47,723.85	
15:03:44	223724	0		623297	0		399573	0	Bullish	Bearish	-8.17	2.79	21,421.75	15:03:44	467499	0		699772	0		232273	0	Bullish	Bearish	60.96		1.5	47,689.10	
15:04:43	223724	0		623297	0		399573	0	Bullish	Bearish	-14.69	2.79	21,430.75	15:04:43	467499	0		699772	0		232273	0	Bullish	Bearish	20.28		1.5	47,710.	

Nifty ATM	Nifty Spot	Nifty Pre C	Nifty Open	Nifty High	Nifty Low	India VIX	Current Expiry	Exp High	21,529.30	52.15	Not Break	Resistanc	21500	BN ATM	BN Spot	BN Pre CL	BN Open	BN High	BN Low	India VIX	Tuesday		Exp High	47,941.90	103.45	Not Break	Resistanc	48000	
21450	21,441.35	21349.4	21,365.20	21,477.15	21,329.45	14.68	2023-12-28	Exp Low	21,201.10	128.35	Not Break	Support	21300	47700	47,724.85	47,491.85	47,576.40	47,838.45	47,411.65	14.68			Exp Low	47,210.90	200.75	Not Break	Support	47500	
Time	Call COI (Bearish ▼)	Call COI (+▲-▼)	Short Covering	Put COI (Bullish ▲)	Put COI (+▲-▼)	Long UW	NET Oi	+▲-▼	Net Oi Signal	Price Action Signal	VWAP Diff	Strike	Nifty PCR	Nifty LTP	Time	Call COI (Bearish ▼)	Call COI (+▲-▼)	Short Covering	Put COI (Bullish ▲)	Put COI (+▲-▼)	Long Unwinding	NET Oi	+▲-▼	Net Oi Signal	Price Action Signal	VWAP Diff	Strike	BN PCR	BN LTP
15:27:45	171335	0		547190	0		375855	0	Bullish	Bullish	23.75		3.19	21,452.80	15:27:45	391014	0		520763	0		129749	0	Bullish	Bullish	143.56		1.33	47,762.40
15:28:43	171335	0		547190	0		375855	0	Bullish	Bullish	23.75		3.19	21,452.25	15:28:43	391014	0		520763	0		129749	0	Bullish	Bullish	143.56		1.33	47,773.90
15:29:44	153361	-17974	Short C	532260	-14930	Long UW	378899	3044	Bullish	Bullish	18.65		3.47	21,453.30	15:29:44	311656	-79358	Short C	483946	-36817	Long UW	172290	42541	Bullish	Bullish	114.36		1.55	47,778.50
15:30:43	153361	0		532260	0		378899	0	Bullish	Bullish	26.15		3.47	21,454.85	15:30:43	311656	0		483946	0		172290	0	Bullish	Bullish	121.82		1.55	47,770.90

Nifty ATM	Nifty Spot	Nifty Pre O	Nifty Open	Nifty High	Nifty Low	India VIX	Current Expiry	Exp High	21,529.30	52.15	Not Break	Resistanc	21500	BN ATM	BN Spot	BN Pre CL	BN Open	BN High	BN Low	India VIX	Tuesday	Exp High	47,941.90	103.45	Not Break	Resistanc	48000		
21450	21,441.35	21349.4	21,365.20	21,477.15	21,329.45	14.68	2023-12-28	Exp Low	21,201.10	128.35	Not Break	Support	21300	47700	47,724.85	47,491.85	47,576.40	47,838.45	47,411.65	14.68		Exp Low	47,210.90	200.75	Not Break	Support	47500		
Time	Call COI (Bearish ▼)	Call COI (+▲-▼)	Short Covering	Put COI (Bullish ▲)	Put COI (+▲-▼)	Long UW	NET Oi	+▲-▼	Net Oi Signal	Price Action Signal	VWAP Diff	Strike	Nifty PCR	Nifty LTP	Time	Call COI (Bearish ▼)	Call COI (+▲-▼)	Short Covering	Put COI (Bullish ▲)	Put COI (+▲-▼)	Long Unwinding	NET Oi	+▲-▼	Net Oi Signal	Price Action Signal	VWAP Diff	Strike	BN PCR	BN LTP
09:15:43	54520	0	0	226799	0		172279	0	Bullish	Wait	3.38	21350	4.16	21,365.20	09:15:43	172468	0	0	-260079	0		-432547	0	Bearish	Wait	-331.43	47600	0	47,576.40
09:16:43	54520	0	0	226799	0		172279	0	Bullish	Wait	-6.56	21350	4.16	21,336.90	09:16:43	172468	0	0	-260079	0		-432547	0	Bearish	Wait	8.01	47500	0	47,488.25
09:17:43	52353	-2167	Short C	146047	-80752	Long UW	93694	-78585	Bullish	Wait	-0.22	21350	2.79	21,357.20	09:17:43	85023	-87445	Short C	-168571	91508		-253594	178953	Bearish	Wait	17.12	47500	0	47,527.75
09:18:43	52353	0	0	146047	0		93694	0	Bullish	Wait	7.37	21350	2.79	21,364.00	09:18:43	85023	0	0	-168571	0		-253594	0	Bearish	Wait	46.19	47500	0	47,539.25
09:19:44	107635	55282	0	201442	55395		93807	113	Bullish	Wait	-3.29	21350	1.87	21,364.25	09:19:44	184840	99817	0	-41125	127446		-225965	27629	Bearish	Wait	10.31	47600	0	47,560.15
09:20:43	107635	0	0	201442	0		93807	0	Bullish	Wait	-3.29	21350	1.87	21,361.80	09:20:43	184840	0	0	-41125	0		-225965	0	Bearish	Wait	10.31	47500	0	47,546.75
09:21:43	107635	0	0	201442	0		93807	0	Bullish	Wait	-3.29	21350	1.87	21,366.55	09:21:43	184840	0	0	-41125	0		-225965	0	Bearish	Wait	18.43	47500	0	47,541.40
09:22:43	135563	27928	0	215629	14187		80066	-13741	Bullish	Wait	5.08	21350	1.59	21,369.10	09:22:43	247448	62608	0	19103	60228		-228345	-2380	Bearish	Wait	6.92	47500	0.08	47,511.80
09:23:42	139686	4123	0	226315	10686		86629	6563	Bullish	Wait	15.47	21400	1.62	21,385.60	09:23:42	247448	0	0	25608	6505		-221840	6505	Bearish	Wait	23.49	47600	0.1	47,573.35
09:24:44	156028	16342	0	243939	17624		87911	1282	Bullish	Wait	8.09	21400	1.56	21,384.05	09:24:44	279794	32346	0	61379	35771		-218415	3425	Bearish	Wait	5.09	47600	0.22	47,567.55
09:25:43	156028	0	0	243939	0		87911	0	Bullish	Wait	8.09	21400	1.56	21,377.90	09:25:43	279794	0	0	61379	0		-218415	0	Bearish	Wait	5.09	47600	0.22	47,556.85
09:26:43	167032	11004	0	254365	10426		87333	-578	Bullish	Wait	15.08	21400	1.52	21,379.90	09:26:43	286400	6606	0	80337	18958		-206063	12352	Bearish	Wait	22.68	47600	0.28	47,571.30
09:27:44	167032	0	0	254365	0		87333	0	Bullish	Wait	8.98	21350	1.52	21,372.95	09:27:44	286400	0	0	80337	0		-206063	0	Bearish	Wait	10.19	47600	0.28	47,569.35
09:28:44	180205	13173	0	268869	14504		88664	1331	Bullish	Bullish	-6.85	21350	1.49	21,366.95	09:28:44	316889	30489	0	113876	33539		-203013	3050	Bearish	Bearish	-14.98	47500	0.36	47,541.85
09:29:43	180205	0	0	268869	0		88664	0	Bullish	Bullish	-5.11	21350	1.49	21,357.10	09:29:43	316889	0	0	113876	0		-203013	0	Bearish	Bullish	-28.91	47500	0.36	47,520.20
09:30:45	191123	10918	0	281118	12249		89995	1331	Bullish	Bearish	-5.11	21350	1.47	21,353.10	09:30:45	340619	23730	0	126022	12146		-214597	-11584	Bearish	Bearish	-55.81	47500	0.37	47,499.50
09:31:43	194267	3144	0	286696	5578		92429	2434	Bullish	Bearish	-2.44	21350	1.48	21,347.00	09:31:43	352314	11695	0	130834	4812		-221480	-6883	Bearish	Bearish	-11.81	47500	0.37	47,491.90
09:32:43	194267	0	0	286696	0		92429	0	Bullish	Bearish	-2.44	21350	1.48	21,354.55	09:32:43	352314	0	0	130834	0		-221480	0	Bearish	Bearish	-11.81	47500	0.37	47,516.70
09:33:44	209946	15679	0	304268	17572		94322	1893	Bullish	Bearish	-6.38	21350	1.45	21,351.15	09:33:44	380211	27897	0	170905	40071		-209306	12174	Bearish	Bearish	-54.30	47500	0.45	47,509.65
09:34:43	209946	0	0	304268	0		94322	0	Bullish	Bearish	-6.38	21350	1.45	21,361.55	09:34:43	380211	0	0	170905	0		-209306	0	Bearish	Bearish	-54.30	47500	0.45	47,481.55
09:35:43	214074	4128	0	312238	7970		98164	3842	Bullish	Bearish	13.30	21350	1.46	21,363.85	09:35:43	389666	9455	0	184018	13113		-205648	3658	Bearish	Bearish	-11.76	47500	0.47	47,509.15
09:36:45	214655	581	0	322636	10398		107981	9817	Bullish	Bearish	17.93	21350	1.5	21,362.55	09:36:45	409307	19641	0	214821	30803		-194486	11162	Bearish	Bearish	24.61	47500	0.52	47,517.00
09:37:43	216007	1352	0	327064	4428		111057	3076	Bullish	Bearish	23.09	21350	1.51	21,371.85	09:37:43	416763	7456	0	222280	7459		-194483	3	Bearish	Bearish	19.05	47500	0.53	47,518.80
09:38:43	216007	0	0	327064	0		111057	0	Bullish	Bearish	23.09	21400	1.51	21,375.85	09:38:43	416763	0	0	222280	0		-194483	0	Bearish	Bearish	19.05	47500	0.53	47,510.95
09:39:43	220071	4064	0	343029	15965		122958	11901	Bullish	Bearish	11.35	21350	1.56	21,366.50	09:39:43	431529	14766	0	248991	26711		-182538	11945	Bearish	Bearish	-4.32	47500	0.58	47,498.50
09:40:43	220071	0	0	343029	0		122958	0	Bullish	Bearish	11.35	21350	1.56	21,360.60	09:40:43	431529	0	0	248991	0		-182538	0	Bearish	Bearish	-4.32	47500	0.58	47,483.15
09:41:44	221011	940	0	348094	5065		127083	4125	Bullish	Bearish	1.38	21350	1.58	21,355.70	09:41:44	440119	8590	0	250167	1176		-189952	-7414	Bearish	Bearish	-33.78	47500	0.57	47,472.25
09:42:43	221011	0	0	348094	0		127083	0	Bullish	Bullish	7.52	21350	1.58	21,361.70	09:42:43	440119	0	0	250167	0		-189952	0	Bearish	Bearish	-35.87	47500	0.57	47,466.80
09:43:44	234803	13792	0	355935	7841		121132	-5951	Bullish	Bullish	19.20	21350	1.52	21,369.95	09:43:44	469823	29704	0	256286	6119		-213537	-23585	Bearish	Bearish	-8.26	47500	0.55	47,491.95
09:44:43	234803	0	0	355935	0		121132	0	Bullish	Bullish	19.20	21350	1.52	21,372.00	09:44:43	469823	0	0	256286	0		-213537	0	Bearish	Bearish	-8.26	47500	0.55	47,485.50
09:45:43	234803	0	0	355935	0		121132	0	Bullish	Bullish	16.10	21350	1.52	21,368.45	09:45:43	469823	0	0	256286	0		-213537	0	Bearish	Bearish	-0.23	47500	0.55	47,499.95
09:46:43	244543	9740	0	362986	7051		118443	-2689	Bullish	Bullish	14.26	21350	1.48	21,371.20	09:46:43	484146	14323	0	262623	6337		-221523	-7986	Bearish	Bearish	1.15	47500	0.54	47,498.60
09:47:43	244543	0	0	362986	0		118443	0	Bullish	Bullish	10.98	21350	1.48	21,367.50	09:47:43	483171	-975	0	262419	-204		-220752	771	Bearish	Bullish	-18.23	47500	0.54	47,484.80
09:48:43	244543	0	0	362986	0		118443	0	Bullish	Bullish	15.71	21400	1.48	21,377.90	09:48:43	483171	0	0	262419	0		-220752	0	Bearish	Bearish	5.56	47500	0.54	47,495.65
09:49:42	249517	4974	0	373465	10479		123948	5505	Bullish	Bullish	18.19	21400	1.5	21,375.20	09:49:42	508554	25383	0	262419	0		-246135	-25383	Bearish	Bearish	9.21	47500	0.52	47,497.95
09:50:43	249517	0	0	373465	0		123948	0	Bullish	Bearish	16.47	21350	1.5	21,368.55	09:50:43	508554	0	0	280295	17876		-228259	17876	Bearish	Bearish	-4.93	47500	0.55	47,490.90
09:51:43	252327	2810	0	381241	7776		128914	4966	Bullish	Bearish	11.20	21350	1.51	21,368.95	09:51:43	534984	26430	0	279307	-988		-255677	-27418	Bearish	Bearish	-53.77	47500	0.52	47,482.90
09:52:43	252327	0	0	381241	0		128914																						

Nifty ATM	Nifty Spot	Nifty Pre CL	Nifty Open	Nifty High	Nifty Low	India VIX	Current Expiry	Exp High	21,529.30	52.15	Not Break	Resistanc	21500	BN ATM	BN Spot	BN Pre CL	BN Open	BN High	BN Low	India VIX	Tuesday	Exp High	47,941.90	103.45	Not Break	Resistanc	48000		
21450	21,441.35	21349.4	21,365.20	21,477.15	21,329.45	14.68	2023-12-28	Exp Low	21,201.10	128.35	Not Break	Support	21300	47700	47,724.85	47,491.85	47,576.40	47,838.45	47,411.65	14.68		Exp Low	47,210.90	200.75	Not Break	Support	47500		
Time	Call COI (Bearish ▼)	Call COI (+▲-▼)	Short Covering	Put COI (Bullish ▲)	Put COI (+▲-▼)	Long UW	NET Oi	+▲-▼	Net Oi Signal	Price Action Signal	VWAP Diff	Strike	Nifty PCR	Nifty LTP	Time	Call COI (Bearish ▼)	Call COI (+▲-▼)	Short Covering	Put COI (Bullish ▲)	Put COI (+▲-▼)	Long Unwinding	NET Oi	+▲-▼	Net Oi Signal	Price Action Signal	VWAP Diff	Strike	BN PCR	BN LTP
10:17:44	236099	0	0	499813	0		263714	0	Bullish	Bullish	44.17	21400	2.12	21,416.90	10:17:44	541742	0	0	315799	0		-225943	0	Bearish	Bearish	71.92	47500	0.58	47,525.25
10:18:45	245483	9384	0	499813	0		254330	-9384	Bullish	Bullish	45.75	21400	2.04	21,422.85	10:18:45	497943	-43799	Short C	332534	16735	0	-165409	60534	Bearish	Bullish	129.09	47600	0.67	47,567.30
10:19:44	245483	0	0	499813	0		254330	0	Bullish	Bullish	45.75	21400	2.04	21,422.00	10:19:44	497943	0	0	332534	0	0	-165409	0	Bearish	Bullish	129.09	47600	0.67	47,594.90
10:20:43	245483	0	0	507841	8028		262358	8028	Bullish	Bullish	40.39	21400	2.07	21,422.05	10:20:43	497943	0	0	332534	0	0	-165409	0	Bearish	Bullish	133.23	47600	0.67	47,593.35
10:21:41	245483	0	0	507841	0		262358	0	Bullish	Bearish	44.25	21400	2.07	21,416.55	10:21:41	497943	0	0	332534	0	0	-165409	0	Bearish	Bullish	142.96	47600	0.67	47,618.30
10:22:44	252102	6619	0	509375	1534		257273	-5085	Bullish	Bearish	38.52	21400	2.02	21,416.15	10:22:44	457083	-40860	Short C	388330	55796	0	-68753	96656	Bearish	Bullish	160.18	47600	0.85	47,614.55
10:23:44	252102	0	0	509375	0		257273	0	Bullish	Bullish	38.52	21450	2.02	21,425.20	10:23:44	457083	0	0	388330	0	0	-68753	0	Bearish	Bullish	160.18	47600	0.85	47,621.35
10:24:44	252102	0	0	509375	0		257273	0	Bullish	Bullish	55.71	21450	2.02	21,436.35	10:24:44	457083	0	0	388330	0	0	-68753	0	Bearish	Bullish	194.84	47700	0.85	47,652.10
10:25:43	239935	-12167	Short C	515065	5690		275130	17857	Bullish	Bullish	59.13	21450	2.15	21,435.55	10:25:43	419313	-37770	Short C	423707	35377	0	4394	73147	Bullish	Bullish	158.49	47700	1.01	47,651.75
10:26:45	239935	0	0	515065	0		275130	0	Bullish	Bullish	60.47	21450	2.15	21,436.55	10:26:45	419313	0	0	423707	0	0	4394	0	Bullish	Bullish	200.94	47700	1.01	47,662.15
10:27:43	239935	0	0	515065	0		275130	0	Bullish	Bullish	60.47	21450	2.15	21,436.45	10:27:43	419313	0	0	423707	0	0	4394	0	Bullish	Bullish	200.94	47700	1.01	47,684.10
10:28:43	234523	-5412	Short C	530343	15278		295820	20690	Bullish	Bullish	51.43	21450	2.26	21,431.20	10:28:43	398164	-21149	Short C	473167	49460	0	75003	70609	Bullish	Bullish	170.51	47700	1.19	47,663.20
10:29:43	234523	0	0	530343	0		295820	0	Bullish	Bullish	56.78	21450	2.26	21,433.95	10:29:43	398164	0	0	473167	0	0	75003	0	Bullish	Bullish	191.64	47700	1.19	47,666.70
10:30:44	231804	-2719	Short C	546208	15865		314404	18584	Bullish	Bullish	63.23	21450	2.36	21,436.65	10:30:44	412934	14770	0	501596	28429	0	88662	13659	Bullish	Bullish	190.58	47700	1.21	47,673.90
10:31:43	231804	0	0	546208	0		314404	0	Bullish	Bullish	63.23	21450	2.36	21,438.00	10:31:43	412934	0	0	501596	0	0	88662	0	Bullish	Bullish	190.58	47700	1.21	47,660.25
10:32:43	231804	0	0	546208	0		314404	0	Bullish	Bullish	63.23	21450	2.36	21,435.80	10:32:43	412934	0	0	501596	0	0	88662	0	Bullish	Bullish	190.58	47700	1.21	47,654.75
10:33:44	231804	0	0	546208	0		314404	0	Bullish	Bullish	54.64	21450	2.36	21,437.70	10:33:44	412934	0	0	501596	0	0	88662	0	Bullish	Bullish	153.96	47600	1.21	47,649.50
10:34:44	230359	-1445	Short C	565925	19717		335566	21162	Bullish	Bullish	56.98	21450	2.46	21,438.85	10:34:44	416659	3725	0	515143	13547	0	98484	9822	Bullish	Bullish	163.68	47700	1.24	47,660.90
10:35:44	230359	0	0	565925	0		335566	0	Bullish	Bullish	46.47	21450	2.46	21,442.70	10:35:44	416659	0	0	515143	0	0	98484	0	Bullish	Bullish	163.68	47700	1.24	47,668.30
10:36:45	231787	1428	0	581168	15243		349381	13815	Bullish	Bullish	40.64	21450	2.51	21,441.45	10:36:45	435756	19097	0	515143	0	0	79387	-19097	Bullish	Bullish	147.15	47700	1.18	47,668.60
10:37:44	231787	0	0	581168	0		349381	0	Bullish	Bullish	40.64	21450	2.51	21,440.55	10:37:44	435756	0	0	515143	0	0	79387	0	Bullish	Bullish	147.15	47700	1.18	47,658.70
10:38:43	231776	-11	0	581168	0		349392	11	Bullish	Bullish	40.64	21450	2.51	21,446.50	10:38:43	435756	0	0	522402	7259	0	86646	7259	Bullish	Bullish	147.15	47700	1.2	47,657.55
10:39:43	231776	0	0	581168	0		349392	0	Bullish	Bullish	47.69	21450	2.51	21,448.30	10:39:43	435756	0	0	522402	0	0	86646	0	Bullish	Bearish	160.64	47700	1.2	47,656.75
10:40:43	216290	-15486	Short C	597224	16056		380934	31542	Bullish	Bullish	45.39	21450	2.76	21,455.10	10:40:43	453779	18023	0	522402	0	0	68623	-18023	Bullish	Bearish	141.94	47700	1.15	47,673.35
10:41:46	216290	0	0	597224	0		380934	0	Bullish	Bullish	63.43	21450	2.76	21,461.30	10:41:46	453779	-9	0	532505	10103	0	78735	10112	Bullish	Bullish	187.88	47700	1.17	47,682.40
10:42:43	216290	0	0	597224	0		380934	0	Bullish	Bullish	63.43	21450	2.76	21,465.90	10:42:43	453779	0	0	532505	0	0	78735	0	Bullish	Bullish	187.88	47700	1.17	47,683.35
10:43:43	173611	-42679	Short C	622773	25549		449162	68228	Bullish	Bullish	68.55	21450	3.59	21,460.30	10:43:43	422016	-31754	Short C	547622	15117	0	125606	46871	Bullish	Bullish	187.88	47700	1.3	47,711.25
10:44:43	173611	0	0	622773	0		449162	0	Bullish	Bullish	56.88	21450	3.59	21,461.65	10:44:43	421999	-17	0	547622	0	0	125623	17	Bullish	Bullish	214.67	47700	1.3	47,714.85
10:45:42	173611	0	0	622773	0		449162	0	Bullish	Bullish	56.76	21450	3.59	21,454.15	10:45:42	421999	0	0	547622	0	0	125623	0	Bullish	Bullish	214.67	47700	1.3	47,733.05
10:46:45	164568	-9043	Short C	639397	16624		474829	25667	Bullish	Bullish	52.50	21450	3.89	21,451.55	10:46:45	379152	-42847	Short C	593131	45509	0	213979	88356	Bullish	Bullish	221.67	47700	1.56	47,712.10
10:47:43	164568	0	0	639397	0		474829	0	Bullish	Bullish	52.50	21450	3.89	21,459.35	10:47:43	379152	0	0	593131	0	0	213979	0	Bullish	Bullish	221.67	47700	1.56	47,722.65
10:48:44	164568	0	0	639397	0		474829	0	Bullish	Bullish	52.50	21450	3.89	21,453.75	10:48:44	379152	0	0	593131	0	0	213979	0	Bullish	Bullish	221.67	47700	1.56	47,724.75
10:49:42	164107	-461	0	651905	12508		487798	12969	Bullish	Bullish	46.87	21450	3.97	21,447.10	10:49:42	386881	7729	0	602599	47128	0	253378	39399	Bullish	Bullish	214.51	47700	1.65	47,730.40
10:50:43	164107	0	0	651905	0		487798	0	Bullish	Bullish	28.32	21450	3.97	21,444.25	10:50:43	386881	0	0	640259	0	0	253378	0	Bullish	Bullish	170.43	47700	1.65	47,696.00
10:51:44	164107	0	0	651905	0		487798	0	Bullish	Bearish	28.32	21450	3.97	21,446.20	10:51:44	386881	0	0	640259	0	0	253378	0	Bullish	Bullish	170.43	47700	1.65	47,721.20
10:52:43	162453	-1654	Short C	647910	-3995	Long UW	485457	-2341	Bullish	Bearish	35.86	21450	3.99	21,445.25	10:52:43	393092	6211	0	640259	0	0	247167	-6211	Bullish	Bullish	188.29	47700	1.63	47,733.85
10:53:44	162419	-34	0	647910	0		485491	34	Bullish	Bearish	42.71	21450	3.99	21,449.70	10:53:44	393092	0	0	623114	-17145	Long UW	230022	-17145	Bullish	Bullish	189.29	47700	1.59	

Nifty ATM	Nifty Spot	Nifty Pre CL	Nifty Open	Nifty High	Nifty Low	India VIX	Current Expiry	Exp High	21,529.30	52.15	Not Break	Resistanc	21500	BN ATM	BN Spot	BN Pre CL	BN Open	BN High	BN Low	India VIX	Tuesday	Exp High	47,941.90	103.45	Not Break	Resistanc	48000		
21450	21,441.35	21349.4	21,365.20	21,477.15	21,329.45	14.68	2023-12-28	Exp Low	21,201.10	128.35	Not Break	Support	21300	47700	47,724.85	47,491.85	47,576.40	47,838.45	47,411.65	14.68		Exp Low	47,210.90	200.75	Not Break	Support	47500		
Time	Call COI (Bearish ▼)	Call COI (+▲-▼)	Short Covering	Put COI (Bullish ▲)	Put COI (+▲-▼)	Long UW	NET Oi	+▲-▼	Net Oi Signal	Price Action Signal	VPW Diff	Strike	Nifty PCR	Nifty LTP	Time	Call COI (Bearish ▼)	Call COI (+▲-▼)	Short Covering	Put COI (Bullish ▲)	Put COI (+▲-▼)	Long Unwinding	NET Oi	+▲-▼	Net Oi Signal	Price Action Signal	VPW Diff	Strike	BN PCR	BN LTP
11:19:43	184091	0		685428	0		501337	0	Bullish	Bullish	38.50	21450	3.72	21,457.60	11:19:43	483548	0		614781	0		131233	0	Bullish	Bullish	93.09	47700	1.27	47,688.30
11:20:43	184088	-3		685428	0		501340	3	Bullish	Bullish	37.59	21450	3.72	21,459.55	11:20:43	483548	0		614781	0		131233	0	Bullish	Bearish	94.27	47700	1.27	47,680.95
11:21:43	186451	2363		688125	2697		501674	334	Bullish	Bullish	38.20	21450	3.69	21,463.40	11:21:43	489851	6303		623860	9079		134009	2776	Bullish	Bearish	86.42	47700	1.27	47,685.55
11:22:43	186451	0		688125	0		501674	0	Bullish	Bullish	38.20	21450	3.69	21,462.80	11:22:43	489851	0		623860	0		134009	0	Bullish	Bearish	86.42	47700	1.27	47,682.70
11:23:43	186451	0		688125	0		501674	0	Bullish	Bullish	38.50	21450	3.69	21,461.50	11:23:43	489849	-2		623860	0		134011	2	Bullish	Bearish	88.33	47700	1.27	47,685.10
11:24:43	179589	-6862	Short C	684557	-3568	Long UW	504968	3294	Bullish	Bullish	15.52	21450	3.81	21,451.75	11:24:43	482290	-7559	Short C	623860	0		141570	7559	Bullish	Bearish	95.46	47700	1.29	47,668.30
11:25:43	179589	0		684557	0		504968	0	Bullish	Bullish	18.64	21450	3.81	21,450.80	11:25:43	482295	5		620791	-3069	Long UW	138496	-3074	Bullish	Bearish	94.34	47700	1.29	47,673.10
11:26:43	179589	0		684557	0		504968	0	Bullish	Bullish	18.64	21450	3.81	21,448.05	11:26:43	482295	0		620791	0		138496	0	Bullish	Bearish	94.34	47700	1.29	47,676.95
11:27:43	179589	0		684557	0		504968	0	Bullish	Bullish	37.09	21450	3.81	21,451.50	11:27:43	482295	0		620791	0		138496	0	Bullish	Bearish	105.43	47700	1.29	47,678.85
11:28:43	186271	6682		689818	5261		503547	-1421	Bullish	Bearish	31.73	21450	3.7	21,453.15	11:28:43	482335	40		638911	18120		156576	18080	Bullish	Bearish	94.34	47700	1.32	47,679.85
11:29:43	186271	0		689818	0		503547	0	Bullish	Bearish	26.49	21450	3.7	21,454.60	11:29:43	482335	0		638911	0		156576	0	Bullish	Bullish	101.01	47700	1.32	47,691.90
11:30:43	186271	0		689818	0		503547	0	Bullish	Bearish	26.49	21450	3.7	21,451.05	11:30:43	482335	0		638911	0		156576	0	Bullish	Bearish	101.01	47700	1.32	47,691.50
11:31:44	187760	1489		688056	-1762	Long UW	500296	-3251	Bullish	Bearish	17.31	21450	3.66	21,444.55	11:31:44	481317	-1018	Short C	636235	-2676	Long UW	154918	-1658	Bullish	Bullish	101.01	47700	1.32	47,688.05
11:32:43	187753	-7		688056	0		500303	7	Bullish	Bearish	13.71	21450	3.66	21,441.00	11:32:43	481317	0		636240	5		154923	5	Bullish	Bearish	94.04	47700	1.32	47,685.45
11:33:44	187753	0		688052	-4		500299	-4	Bullish	Bearish	10.47	21450	3.66	21,445.50	11:33:44	485101	3784		636240	0		151139	-3784	Bullish	Bullish	90.00	47700	1.31	47,681.75
11:34:44	187753	0		688052	0		500299	0	Bullish	Bearish	10.47	21450	3.66	21,446.45	11:34:44	485101	0		636240	0		151139	0	Bullish	Bearish	90.00	47700	1.31	47,681.60
11:35:43	188281	528		688052	0		499771	-528	Bullish	Bearish	21.31	21450	3.65	21,451.85	11:35:43	485091	-10		638269	2029		153178	2039	Bullish	Bullish	103.00	47700	1.32	47,690.85
11:36:44	191385	3104		686659	-1393	Long UW	495274	-4497	Bullish	Bearish	24.17	21450	3.59	21,450.25	11:36:44	491316	6225		646169	7900		154853	1675	Bullish	Bullish	124.23	47700	1.32	47,691.15
11:37:43	191385	0		686659	0		495274	0	Bullish	Bullish	24.17	21450	3.59	21,455.80	11:37:43	491316	0		646169	0		154853	0	Bullish	Bullish	124.23	47700	1.32	47,709.75
11:38:44	191385	0		686659	0		495274	0	Bullish	Bullish	31.52	21450	3.59	21,461.25	11:38:44	491316	0		646169	0		154853	0	Bullish	Bullish	147.86	47700	1.32	47,723.80
11:39:43	191385	0		686659	0		495274	0	Bullish	Bullish	31.52	21450	3.59	21,452.10	11:39:43	491316	0		646169	0		154853	0	Bullish	Bullish	147.86	47700	1.32	47,714.95
11:40:43	191077	-308		684208	-2451	Long UW	493131	-2143	Bullish	Bullish	23.50	21450	3.58	21,453.40	11:40:43	485297	-6019	Short C	640758	-5411	Long UW	155461	608	Bullish	Bullish	119.48	47700	1.32	47,709.25
11:41:43	191077	0		684208	0		493131	0	Bullish	Bearish	23.50	21450	3.58	21,448.10	11:41:43	485297	0		640758	0		155461	0	Bullish	Bullish	107.12	47700	1.32	47,708.15
11:42:43	191077	0		684208	0		493131	0	Bullish	Bearish	13.45	21450	3.58	21,447.90	11:42:43	485297	0		640758	0		155461	0	Bullish	Bullish	102.40	47700	1.32	47,712.30
11:43:43	189909	-1168	Short C	685945	1737		496036	2905	Bullish	Bearish	13.52	21450	3.61	21,447.25	11:43:43	503655	18358		638820	-1938	Long UW	135165	-20296	Bullish	Bullish	98.57	47700	1.27	47,711.25
11:44:44	189909	0		685728	-217		495819	-217	Bullish	Bullish	15.06	21450	3.61	21,445.90	11:44:44	503655	0		638820	0		135165	0	Bullish	Bullish	92.68	47700	1.27	47,715.25
11:45:44	189909	0		685728	0		495819	0	Bullish	Bullish	18.32	21450	3.61	21,454.65	11:45:44	503655	0		638820	0		135165	0	Bullish	Bullish	101.70	47700	1.27	47,726.85
11:46:43	189909	0		684957	-771		495048	-771	Bullish	Bullish	18.32	21450	3.61	21,452.60	11:46:43	516082	12427		638820	0		122738	-12427	Bullish	Bullish	97.75	47700	1.24	47,728.75
11:47:43	191305	1396		684957	0		493652	-1396	Bullish	Bullish	20.12	21450	3.58	21,452.70	11:47:43	516147	65		635276	-3544	Long UW	119129	-3609	Bullish	Bullish	108.99	47700	1.23	47,711.75
11:48:43	191305	0		684957	0		493652	0	Bullish	Bullish	19.61	21450	3.58	21,455.40	11:48:43	516147	0		635276	0		119129	0	Bullish	Bullish	108.99	47700	1.23	47,710.50
11:49:43	194649	3344		685147	190		490498	-3154	Bullish	Bullish	18.78	21450	3.52	21,455.45	11:49:43	524308	8161		635045	-231		110737	-8392	Bullish	Bullish	100.52	47700	1.21	47,707.15
11:50:43	194649	0		685147	0		490498	0	Bullish	Bearish	18.78	21450	3.52	21,453.30	11:50:43	524308	0		635045	0		110737	0	Bullish	Bearish	100.52	47700	1.21	47,705.40
11:51:44	194649	0		685147	0		490498	0	Bullish	Bearish	19.40	21450	3.52	21,453.40	11:51:44	524308	0		635045	0		110737	0	Bullish	Bearish	96.47	47700	1.21	47,704.80
11:52:44	194822	173		683126	-2021	Long UW	488304	-2194	Bullish	Bearish	16.42	21450	3.51	21,449.70	11:52:44	522839	-1469	Short C	642885	7840		120046	9309	Bullish	Bearish	81.27	47700	1.23	47,708.15
11:53:46	194822	0		683126	0		488304	0	Bullish	Bearish	19.68	21450	3.51	21,451.40	11:53:46	522839	0		642885	0		120046	0	Bullish	Bearish	83.62	47700	1.23	47,702.75
11:54:44	194822	0		683126	0		488304	0	Bullish	Bullish	22.77	21450	3.51	21,452.45	11:54:44	521456	-1383	Short C	642885	0		121429	1383	Bullish	Bearish	84.32	47700	1.23	47,684.90
11:55:43	190771	-4051	Short C	690149	7023		499378	11074	Bullish	Bullish	27.24	21450	3.62	21,453.60	11:55:43	521179	-277		658082	15197		136903	15474	Bullish	Bearish	96.68	47700	1.26	47,690.80
11:56:44	190771	0		690149	0		499378	0	Bullish	Bullish	27.24	21450	3.62	21,456.05	11:56:44	521179	0		658082	0		1							

Nifty ATM	Nifty Spot	Nifty Pre C	Nifty Open	Nifty High	Nifty Low	India VIX	Current Expiry	Exp High	21,529.30	52.15	Not Break	Resistanc	21500	BN ATM	BN Spot	BN Pre CL	BN Open	BN High	BN Low	India VIX	Tuesday	Exp High	47,941.90	103.45	Not Break	Resistanc	48000			
21450	21,441.35	21349.4	21,365.20	21,477.15	21,329.45	14.68	2023-12-28	Exp Low	21,201.10	128.35	Not Break	Support	21300	47700	47,724.85	47,491.85	47,576.40	47,838.45	47,411.65	14.68		Exp Low	47,210.90	200.75	Not Break	Support	47500			
Time	Call COI (Bearish ▼)	Call COI (+▲-▼)	Short Covering	Put COI (Bullish ▲)	Put COI (+▲-▼)	Long UW	NET Oi	+▲-▼	Net Oi Signal	Price Action Signal	VPW Diff	Strike	Nifty PCR	Nifty LTP	Time	Call COI (Bearish ▼)	Call COI (+▲-▼)	Short Covering	Put COI (Bullish ▲)	Put COI (+▲-▼)	Long Unwinding	NET Oi	+▲-▼	Net Oi Signal	Price Action Signal	VPW Diff	Strike	BN PCR	BN LTP	
12:21:43	190005	0		714863	0		524858	0	Bullish	Bullish	31.13	21450	3.76	21,464.20	12:21:43	511455	0		671459	0		130004	0	Bullish	Bullish	83.83	47700	1.24	47,703.50	
12:22:44	190500	495		718910	4047		528410	3552	Bullish	Bullish	33.55	21450	3.77	21,463.00	12:22:44	538459	-2996	Short C	680540	9081		142081	12077	Bullish	Bullish	97.21	47700	1.26	47,710.20	
12:23:43	190500	0		718910	0		528410	0	Bullish	Bullish	33.55	21450	3.77	21,465.25	12:23:43	538459	0		680540	0		142081	0	Bullish	Bullish	97.21	47700	1.26	47,725.45	
12:24:43	189135	-1365	Short C	724956	6046		535821	7411	Bullish	Bullish	41.17	21450	3.83	21,464.80	12:24:43	517157	-21302	Short C	679537	-1003	Long UW	162380	20299	Bullish	Bullish	176.22	47700	1.31	47,724.20	
12:25:43	189135	0		724956	0		535821	0	Bullish	Bullish	41.17	21450	3.83	21,466.35	12:25:43	517157	0		679537	0		162380	0	Bullish	Bullish	176.22	47800	1.31	47,762.15	
12:26:44	189134	-1		724956	0		535822	1	Bullish	Bullish	49.72	21450	3.83	21,474.55	12:26:44	517157	0		679537	0		162380	0	Bullish	Bullish	215.97	47800	1.31	47,818.85	
12:27:43	189134	0		724956	0		535822	0	Bullish	Bullish	49.72	21450	3.83	21,472.20	12:27:43	517157	0		679537	0		162380	0	Bullish	Bullish	215.97	47800	1.31	47,804.95	
12:28:46	184791	-4343	Short C	717754	-7202	Long UW	532963	-2859	0	Bullish	Bullish	39.85	21450	3.88	21,469.90	12:28:46	431884	-85273	Short C	724994	45457		293110	130730	Bullish	Bullish	196.94	47800	1.68	47,788.35
12:29:44	184791	0		717754	0		532963	0	Bullish	Bearish	39.85	21450	3.88	21,460.20	12:29:44	431884	0		724994	0		293110	0	Bullish	Bullish	196.94	47800	1.68	47,781.50	
12:30:43	176196	-8595	Short C	717754	0		541558	8595	Bullish	Bearish	23.05	21450	4.07	21,459.95	12:30:43	431884	0		730873	5879		298989	5879	Bullish	Bullish	134.94	47800	1.69	47,766.65	
12:31:43	176196	0		717754	0		541558	0	Bullish	Bearish	23.05	21450	4.07	21,453.85	12:31:43	431884	0		730873	0		298989	0	Bullish	Bullish	134.94	47700	1.69	47,749.10	
12:32:43	176196	0		723016	5262		546820	5262	Bullish	Bearish	23.64	21450	4.1	21,456.55	12:32:43	421756	-10128	Short C	730873	0		309117	10128	Bullish	Bullish	134.94	47800	1.73	47,757.30	
12:33:38	176196	0		723016	0		546820	0	Bullish	Bearish	26.87	21450	4.1	21,457.75	12:33:38	421756	0		730873	0		309117	0	Bullish	Bullish	143.62	47800	1.73	47,774.60	
12:34:43	175741	-455		723016	0		547275	455	Bullish	Bearish	33.18	21450	4.11	21,459.60	12:34:43	434722	12966		730873	0		296151	-12966	Bullish	Bullish	163.02	47800	1.68	47,774.95	
12:35:44	175728	-13		738228	15212		562500	15225	Bullish	Bearish	32.94	21450	4.2	21,456.85	12:35:44	434757	35		734260	3387		299503	3352	Bullish	Bullish	152.30	47800	1.69	47,769.35	
12:36:43	175728	0		738228	0		562500	0	Bullish	Bearish	27.82	21450	4.2	21,454.55	12:36:43	434757	0		734260	0		299503	0	Bullish	Bullish	152.30	47800	1.69	47,772.20	
12:37:43	179751	4023		742209	3981		562458	-42	Bullish	Bearish	22.61	21450	4.13	21,451.20	12:37:43	454514	19757		727904	-6356	Long UW	273390	-26113	Bullish	Bullish	133.68	47800	1.6	47,764.85	
12:38:44	179751	0		742209	0		562458	0	Bullish	Bearish	22.61	21450	4.13	21,450.10	12:38:44	454514	0		727904	0		273390	0	Bullish	Bearish	133.68	47800	1.6	47,756.35	
12:39:45	179751	0		742209	0		562458	0	Bullish	Bearish	18.97	21450	4.13	21,448.80	12:39:45	454514	0		724513	-3391	Long UW	269999	-3391	Bullish	Bearish	116.50	47800	1.59	47,760.55	
12:40:44	181072	1321		744237	2028		563165	707	Bullish	Bearish	19.13	21450	4.11	21,447.15	12:40:44	461449	6935		723050	-1463	Long UW	261601	-8398	Bullish	Bearish	124.94	47700	1.57	47,746.20	
12:41:44	181072	0		744237	0		563165	0	Bullish	Bearish	19.13	21450	4.11	21,450.05	12:41:44	461449	0		723050	0		261601	0	Bullish	Bearish	135.08	47800	1.57	47,766.85	
12:42:43	181072	0		744237	0		563165	0	Bullish	Bearish	19.13	21450	4.11	21,446.50	12:42:43	461449	0		723050	0		261601	0	Bullish	Bearish	135.08	47800	1.57	47,766.65	
12:43:43	181646	574		741811	-2426	Long UW	560165	-3000	Bullish	Bearish	20.98	21450	4.08	21,451.55	12:43:43	461449	0		723050	0		261601	0	Bullish	Bullish	110.96	47800	1.57	47,769.30	
12:44:43	181646	0		741811	0		560165	0	Bullish	Bearish	13.58	21450	4.08	21,447.90	12:44:43	470250	8801		721759	-1291	Long UW	251509	-10092	Bullish	Bullish	116.72	47800	1.53	47,764.70	
12:45:44	182029	383		741811	0		559782	-383	Bullish	Bearish	8.18	21450	4.08	21,440.70	12:45:44	476883	6633		721759	0		244876	-6633	Bullish	Bearish	93.63	47800	1.51	47,750.10	
12:46:44	182029	0		735976	-5835	Long UW	553947	-5835	Bullish	Bearish	3.65	21450	4.04	21,439.15	12:46:44	476887	4		717737	-4022	Long UW	240850	-4026	Bullish	Bearish	67.79	47700	1.51	47,740.45	
12:47:43	182029	0		735976	0		553947	0	Bullish	Bearish	3.65	21450	4.04	21,430.15	12:47:43	476887	0		717737	0		240850	0	Bullish	Bearish	67.79	47700	1.51	47,713.85	
12:48:43	182029	0		735976	0		553947	0	Bullish	Bearish	-2.86	21450	4.04	21,429.05	12:48:43	476887	0		717737	0		240850	0	Bullish	Bearish	65.45	47700	1.51	47,707.20	
12:49:43	185938	3909		736139	163		550201	-3746	Bullish	Bearish	3.67	21400	3.96	21,423.90	12:49:43	475309	-1578	Short C	707012	-10725	Long UW	231703	-9147	Bullish	Bearish	56.28	47700	1.49	47,703.85	
12:50:43	185938	0		736139	0		550201	0	Bullish	Bearish	3.67	21450	3.96	21,434.95	12:50:43	475309	0		707012	0		231703	0	Bullish	Bearish	56.28	47700	1.49	47,722.55	
12:51:44	185938	0		729116	-7023	Long UW	543178	-7023	Bullish	Bearish	-4.12	21450	3.92	21,426.45	12:51:44	475309	0		707012	0		231703	0	Bullish	Bearish	26.06	47700	1.49	47,703.20	
12:52:44	193370	7432		729116	0		535746	-7432	Bullish	Bearish	-4.12	21450	3.77	21,432.35	12:52:44	480616	5307		675975	-31037	Long UW	195359	-36344	Bullish	Bearish	26.06	47700	1.41	47,698.05	
12:53:43	193370	0		729116	0		535746	0	Bullish	Bearish	-4.12	21450	3.77	21,442.75	12:53:43	480616	0		675975	0		195359	0	Bullish	Bearish	26.06	47700	1.41	47,718.85	
12:54:45	197472	4102		729116	0		531644	-4102	Bullish	Bearish	2.16	21450	3.69	21,442.00	12:54:45	497074	16458		675975	0		178901	-16458	Bullish	Bearish	29.64	47700	1.36	47,713.55	
12:55:44	197433	-39		713196	-15920	Long UW	515763	-15881	Bullish	Bearish	2.16	21450	3.61	21,441.90	12:55:44	497100	26		678724	2749		181624	2723	Bullish	Bearish	62.70	47700	1.37	47,721.80	
12:56:43	197433	0		713196	0		515763	0	Bullish	Bearish	-10.61	21450	3.61	21,441.40	12:56:43	497100	0		678724	0		181624	0	Bullish	Bearish	51.93	47700	1.37	47,719.45	
12:57:45	197433	0		703989	-9207	Long UW	506556	-9207	Bullish	Bearish	-1.34	21450	3.57	21,430.20	12:57:45	500378	3278		700345	21621		189967	18343	Bullish	Bearish	56.25	47700	1.4	47,704.60	
12:58:43	197900	467		703989	0		506089	-467	Bullish	Bearish	-1.15	21450	3.56	21,438.95	12:															

Nifty ATM	Nifty Spot	Nifty Pre O	Nifty Open	Nifty High	Nifty Low	India VIX	Current Expiry	Exp High	21,529.30	52.15	Not Break	Resistanc	21500	BN ATM	BN Spot	BN Pre CL	BN Open	BN High	BN Low	India VIX	Tuesday	Exp High	47,941.90	103.45	Not Break	Resistanc	48000		
21450	21,441.35	21349.4	21,365.20	21,477.15	21,329.45	14.68	2023-12-28	Exp Low	21,201.10	128.35	Not Break	Support	21300	47700	47,724.85	47,491.85	47,576.40	47,838.45	47,411.65	14.68	Observer	Exp Low	47,210.90	200.75	Not Break	Support	47500		
Time	Call COI (Bearish ▼)	Call COI (+▲-▼)	Short Covering	Put COI (Bullish ▲)	Put COI (+▲-▼)	Long UW	NET Oi	+▲-▼	Net Oi Signal	Price Action Signal	VWAP Diff	Strike	Nifty PCR	Nifty LTP	Time	Call COI (Bearish ▼)	Call COI (+▲-▼)	Short Covering	Put COI (Bullish ▲)	Put COI (+▲-▼)	Long Unwinding	NET Oi	+▲-▼	Net Oi Signal	Price Action Signal	VWAP Diff	Strike	BN PCR	BN LTP
13:23:44	201986	0	0	676557	0		474571	0	Bullish	Bullish	-2.46	21450	3.35	21,439.35	13:23:44	531642	-2	0	685865	0		154223	2	Bullish	Bearish	44.58	47700	1.29	47,683.85
13:24:43	201986	0	0	676557	0		474571	0	Bullish	Bullish	-2.46	21450	3.35	21,442.20	13:24:43	531642	0	0	685865	0		154223	0	Bullish	Bearish	44.58	47700	1.29	47,685.25
13:25:44	200031	-1955	Short C	672110	-4447	Long UW	472079	-2492	Bullish	Bullish	-4.66	21450	3.36	21,438.80	13:25:44	532621	979	0	704163	18298		171542	17319	Bullish	Bearish	52.47	47700	1.32	47,685.25
13:26:45	200031	0	0	672110	0		472079	0	Bullish	Bullish	-4.66	21450	3.36	21,438.00	13:26:45	532621	0	0	704163	0		171542	0	Bullish	Bullish	52.47	47700	1.32	47,692.05
13:27:44	200031	0	0	668617	-3493	Long UW	468586	-3493	Bullish	Bearish	-10.42	21450	3.34	21,438.35	13:27:44	532621	0	0	704153	-10		171532	-10	Bullish	Bearish	40.24	47700	1.32	47,700.40
13:28:44	201703	1672	0	668617	0		466914	-1672	Bullish	Bearish	-6.95	21450	3.31	21,435.30	13:28:44	519446	-13175	Short C	705920	1767		186474	14942	Bullish	Bearish	51.31	47700	1.36	47,694.25
13:29:43	201703	0	0	668617	0		466914	0	Bullish	Bullish	-6.95	21450	3.31	21,436.75	13:29:43	519446	0	0	705920	0		186474	0	Bullish	Bullish	51.31	47700	1.36	47,705.85
13:30:44	202576	873	0	664878	-3739	Long UW	462302	-4612	Bullish	Bullish	0.96	21450	3.28	21,439.10	13:30:44	532242	12796	0	710568	4648		178326	-8148	Bullish	Bullish	74.16	47700	1.34	47,714.05
13:31:50	202576	0	0	664878	0		462302	0	Bullish	Bullish	0.96	21450	3.28	21,440.40	13:31:50	532222	-20	0	710569	1		178347	21	Bullish	Bullish	74.16	47700	1.34	47,727.20
13:32:47	202576	0	0	664878	0		462302	0	Bullish	Bearish	0.96	21450	3.28	21,440.40	13:32:47	532222	0	0	710569	0		178347	0	Bullish	Bullish	74.16	47700	1.34	47,727.20
13:33:43	202576	0	0	664878	0		462302	0	Bullish	Bearish	0.96	21450	3.28	21,440.20	13:33:43	532222	0	0	710569	0		178347	0	Bullish	Bullish	74.16	47700	1.34	47,735.25
13:34:44	207388	4812	0	663829	-1049	Long UW	456441	-5861	Bullish	Bearish	9.59	21450	3.2	21,446.35	13:34:44	529579	-2643	Short C	710570	1		180991	2644	Bullish	Bullish	74.16	47700	1.34	47,748.65
13:35:43	207388	0	0	663829	0		456441	0	Bullish	Bullish	-1.39	21450	3.2	21,448.90	13:35:43	529579	0	0	710570	0		180991	0	Bullish	Bullish	75.94	47800	1.34	47,753.05
13:36:45	207048	-340	0	661347	-2482	Long UW	454299	-2142	Bullish	Bullish	2.55	21450	3.19	21,446.10	13:36:45	529579	0	0	710570	0		180991	0	Bullish	Bullish	109.00	47700	1.34	47,749.45
13:37:44	207048	0	0	661347	0		454299	0	Bullish	Bullish	2.55	21450	3.19	21,442.35	13:37:44	529579	0	0	710570	0		180991	0	Bullish	Bullish	109.00	47700	1.34	47,748.55
13:38:44	207049	1	0	661347	0		454298	-1	Bullish	Bullish	6.99	21450	3.19	21,444.10	13:38:44	524819	-4760	Short C	721498	10928		196679	15688	Bullish	Bullish	90.15	47800	1.37	47,750.55
13:39:44	207049	0	0	661347	0		454298	0	Bullish	Bullish	6.99	21450	3.19	21,444.50	13:39:44	524819	0	0	721498	0		196679	0	Bullish	Bullish	90.15	47800	1.37	47,750.15
13:40:43	203346	-3703	Short C	668289	6942		464943	10645	Bullish	Bullish	13.08	21450	3.29	21,445.55	13:40:43	535714	10895	0	732155	10657		196441	-238	Bullish	Bullish	93.99	47700	1.37	47,749.20
13:41:45	203346	0	0	668289	0		464943	0	Bullish	Bullish	6.99	21450	3.29	21,444.30	13:41:45	535714	0	0	732155	0		196441	0	Bullish	Bullish	103.27	47700	1.37	47,747.45
13:42:45	203319	-27	0	668289	0		464970	27	Bullish	Bullish	12.74	21450	3.29	21,444.60	13:42:45	532924	-2790	Short C	732155	0		199231	2790	Bullish	Bullish	76.39	47700	1.37	47,745.35
13:43:43	203319	0	0	668289	0		464970	0	Bullish	Bullish	12.74	21450	3.29	21,445.70	13:43:43	532924	0	0	732155	0		199231	0	Bullish	Bullish	76.39	47700	1.37	47,745.25
13:44:43	203320	1	0	672214	8925		473894	8924	Bullish	Bullish	26.66	21450	3.33	21,446.25	13:44:43	532934	10	0	732455	300		199521	290	Bullish	Bullish	84.77	47800	1.37	47,756.85
13:45:43	203320	0	0	672214	0		473894	0	Bullish	Bullish	23.16	21450	3.33	21,448.90	13:45:43	532934	0	0	732455	0		199521	0	Bullish	Bullish	106.82	47800	1.37	47,757.65
13:46:44	200214	-3106	Short C	672214	0		477000	3106	Bullish	Bullish	23.94	21450	3.38	21,450.55	13:46:44	544847	11913	0	732455	0		187608	-11913	Bullish	Bullish	113.60	47800	1.34	47,761.70
13:47:43	200214	0	0	676631	-583		476417	-583	Bullish	Bullish	23.16	21450	3.38	21,446.40	13:47:43	544845	-2	0	735378	2923		190533	2925	Bullish	Bullish	103.00	47800	1.35	47,755.75
13:48:43	200214	0	0	676631	0		476417	0	Bullish	Bearish	13.30	21450	3.38	21,447.45	13:48:43	544845	0	0	735378	0		190533	0	Bullish	Bearish	91.68	47800	1.35	47,752.35
13:49:43	208820	8606	0	676631	0		467811	-8606	Bullish	Bullish	15.99	21450	3.24	21,448.60	13:49:43	544845	0	0	735378	0		190533	0	Bullish	Bullish	94.08	47800	1.35	47,755.80
13:50:45	208820	0	0	676921	290		468101	290	Bullish	Bullish	12.18	21450	3.24	21,446.60	13:50:45	546628	1783	0	736585	1207		189957	-576	Bullish	Bullish	86.68	47800	1.35	47,752.05
13:51:43	208820	0	0	676921	0		468101	0	Bullish	Bearish	12.18	21450	3.24	21,440.45	13:51:43	546628	0	0	736585	0		189957	0	Bullish	Bearish	86.68	47700	1.35	47,744.45
13:52:43	205043	-3777	Short C	676607	-314		471564	3463	Bullish	Bearish	4.47	21450	3.3	21,441.80	13:52:43	529600	-17028	Short C	731893	-4692	Long UW	202293	12336	Bullish	Bearish	97.93	47700	1.38	47,745.80
13:53:43	205043	0	0	676607	0		471564	0	Bullish	Bearish	4.47	21450	3.3	21,443.70	13:53:43	529600	0	0	731893	0		202293	0	Bullish	Bearish	97.93	47700	1.38	47,749.95
13:54:43	205043	0	0	676607	0		471564	0	Bullish	Bullish	13.91	21450	3.3	21,447.35	13:54:43	529600	0	0	731893	0		202293	0	Bullish	Bullish	105.51	47800	1.38	47,767.35
13:55:44	204353	-690	0	678106	1499		473753	2189	Bullish	Bullish	13.14	21450	3.32	21,447.35	13:55:44	536060	6460	0	739743	7850		203683	1390	Bullish	Bullish	106.38	47800	1.38	47,754.65
13:56:43	204353	0	0	678106	0		473753	0	Bullish	Bullish	13.14	21450	3.32	21,448.20	13:56:43	536060	0	0	739743	0		203683	0	Bullish	Bullish	106.38	47800	1.38	47,756.20
13:57:44	204353	0	0	681874	3768		477521	3768	Bullish	Bullish	8.11	21450	3.34	21,446.80	13:57:44	536035	-25	0	739743	0		203708	25	Bullish	Bearish	91.80	47800	1.38	47,756.70
13:58:43	204353	0	0	681874	0		477521	0	Bullish	Bearish	8.11	21450	3.34	21,444.35	13:58:43	536035	0	0	739743	0		203708	0	Bullish	Bearish	91.80	47800	1.38	47,751.30
13:59:45	204721	368	0	681874	0		477153	-368	Bullish	Bearish	9.07	21450	3.33	21,444.65	13:59:45	534687	-1348	Short C	745646	5903		210959	7251	Bullish	Bearish	100.09	47800	1.39	47,759.80
14:00:44	204721	0	0	681874	0		477153	0	Bullish	Bearish	9.07	21450																	

Nifty ATM	Nifty Spot	Nifty Pre C	Nifty Open	Nifty High	Nifty Low	India VIX	Current Expiry	Exp High	21,529.30	52.15	Not Break	Resistanc	21500	BN ATM	BN Spot	BN Pre CL	BN Open	BN High	BN Low	India VIX	Tuesday	Exp High	47,941.90	103.45	Not Break	Resistanc	48000		
21450	21,441.35	21349.4	21,365.20	21,477.15	21,329.45	14.68	2023-12-28	Exp Low	21,201.10	128.35	Not Break	Support	21300	47700	47,724.85	47,491.85	47,576.40	47,838.45	47,411.65	14.68	Observer	Exp Low	47,210.90	200.75	Not Break	Support	47500		
Time	Call COI (Bearish ▼)	Call COI (+▲▼)	Short Covering	Put COI (Bullish ▲)	Put COI (+▲▼)	Long UW	NET Oi	+▲▼	Net Oi Signal	Price Action Signal	VWAP Diff	Strike	Nifty PCR	Nifty LTP	Time	Call COI (Bearish ▼)	Call COI (+▲▼)	Short Covering	Put COI (Bullish ▲)	Put COI (+▲▼)	Long Unwinding	NET Oi	+▲▼	Net Oi Signal	Price Action Signal	VWAP Diff	Strike	BN PCR	BN LTP
14:25:44	206814	-2164	Short C	656557	0		449743	2164	Bullish	Bullish	34.60	21450	3.17	21,461.75	14:25:44	449676	-42182	Short C	768071	3		318395	42185	Bullish	Bullish	207.64	47800	1.71	47,823.25
14:26:44	206814	0		656557	0		449743	0	Bullish	Bullish	25.33	21450	3.17	21,459.10	14:26:44	449676	0		768071	0		318395	0	Bullish	Bullish	207.63	47800	1.71	47,815.25
14:27:44	206814	0		656557	0		449743	0	Bullish	Bullish	25.33	21450	3.17	21,459.40	14:27:44	449676	0		768071	0		318395	0	Bullish	Bullish	207.63	47800	1.71	47,817.50
14:28:44	205919	-895		655256	-1301	Long UW	449337	-406	Bullish	Bullish	29.51	21450	3.18	21,456.45	14:28:44	431617	-18059	Short C	792723	24652		361106	42711	Bullish	Bullish	185.17	47800	1.84	47,801.50
14:29:45	205919	0		655256	0		449337	0	Bullish	Bullish	29.51	21450	3.18	21,459.90	14:29:45	431617	0		792723	0		361106	0	Bullish	Bullish	192.62	47800	1.84	47,796.50
14:30:44	205919	0		655256	0		449337	0	Bullish	Bullish	29.51	21450	3.18	21,457.60	14:30:44	431617	0		792723	0		361106	0	Bullish	Bullish	192.62	47800	1.84	47,788.05
14:31:43	207620	1701		655256	0		447636	-1701	Bullish	Bullish	29.21	21450	3.16	21,456.15	14:31:43	431617	0		792723	0		361106	0	Bullish	Bullish	189.40	47800	1.84	47,778.45
14:32:42	207620	0		659860	4604		452240	4604	Bullish	Bullish	20.12	21450	3.18	21,455.65	14:32:42	422511	-9106	Short C	782645	-10078	Long UW	360134	-972	Bullish	Bullish	151.73	47800	1.85	47,773.90
14:33:43	207620	0		659860	0		452240	0	Bullish	Bearish	15.02	21450	3.18	21,448.25	14:33:43	422511	0		782645	0		360134	0	Bullish	Bearish	175.94	47800	1.85	47,756.15
14:34:44	207620	0		659860	0		452240	0	Bullish	Bearish	16.93	21450	3.18	21,450.10	14:34:44	424258	1747		771468	-11177	Long UW	347210	-12924	Bullish	Bearish	135.83	47800	1.82	47,757.25
14:35:43	206107	-1513	Short C	660274	414		454167	1927	Bullish	Bearish	15.43	21450	3.2	21,448.45	14:35:43	424258	0		771468	0		347210	0	Bullish	Bearish	151.73	47800	1.82	47,758.70
14:36:43	206107	0		660274	0		454167	0	Bullish	Bearish	25.95	21450	3.2	21,453.20	14:36:43	424258	0		771468	0		347210	0	Bullish	Bearish	153.83	47800	1.82	47,761.85
14:37:43	206107	0		660274	0		454167	0	Bullish	Bearish	20.02	21450	3.2	21,452.20	14:37:43	437510	13252		771468	0		339598	-13252	Bullish	Bearish	120.23	47800	1.76	47,759.00
14:38:44	209648	3541		661348	1074		451700	-2467	Bullish	Bearish	16.80	21450	3.15	21,444.60	14:38:44	437282	-228		759565	-11903	Long UW	32283	-11675	Bullish	Bearish	121.05	47700	1.74	47,734.65
14:39:46	209648	0		662687	1339		453039	1339	Bullish	Bearish	12.33	21450	3.16	21,446.90	14:39:46	437282	0		759565	0		32283	0	Bullish	Bearish	125.59	47800	1.74	47,759.65
14:40:44	211456	1808		662687	0		451231	-1808	Bullish	Bearish	24.81	21450	3.13	21,453.40	14:40:44	442652	5370		748943	-10622	Long UW	306291	-15992	Bullish	Bearish	125.59	47800	1.69	47,769.05
14:41:44	211456	0		662687	0		451231	0	Bullish	Bearish	24.81	21450	3.13	21,449.25	14:41:44	442652	0		748943	0		306291	0	Bullish	Bearish	125.59	47800	1.69	47,770.30
14:42:44	214391	2935		662687	0		448296	-2935	Bullish	Bearish	12.80	21450	3.09	21,449.90	14:42:44	442652	0		748943	0		306291	0	Bullish	Bearish	105.19	47800	1.69	47,770.70
14:43:44	214391	0		653991	-8696	Long UW	439600	-8696	Bullish	Bearish	-0.23	21450	3.05	21,439.75	14:43:44	451520	8868		737313	-11630	Long UW	285793	-20498	Bullish	Bearish	92.57	47800	1.63	47,752.25
14:44:44	214391	0		653991	0		439600	0	Bullish	Bearish	-0.23	21450	3.05	21,434.05	14:44:44	451520	0		737313	0		285793	0	Bullish	Bearish	67.40	47700	1.63	47,746.60
14:45:44	214391	0		653991	0		439600	0	Bullish	Bearish	-0.23	21450	3.05	21,437.50	14:45:44	451520	0		737313	0		285793	0	Bullish	Bearish	67.40	47700	1.63	47,744.60
14:46:44	217935	3544		639403	-14588	Long UW	421468	-18132	Bullish	Bearish	-0.23	21450	2.93	21,436.95	14:46:44	455415	3895		724214	-13099	Long UW	268799	-16994	Bullish	Bearish	92.57	47700	1.59	47,737.65
14:47:43	217935	0		639403	0		421468	0	Bullish	Bearish	-0.23	21450	2.93	21,439.10	14:47:43	455415	0		724214	0		268799	0	Bullish	Bearish	92.57	47700	1.59	47,740.20
14:48:43	217935	0		639403	0		421468	0	Bullish	Bearish	-5.04	21450	2.93	21,441.20	14:48:43	455417	2		724214	0		268797	-2	Bullish	Bearish	70.19	47800	1.59	47,750.65
14:49:44	221823	3888		635113	-4290	Long UW	413290	-8178	Bullish	Bearish	4.40	21450	2.86	21,443.05	14:49:44	456998	1581		712416	-11798	Long UW	255418	-13379	Bullish	Bearish	71.68	47800	1.56	47,756.30
14:50:44	221823	0		635113	0		413290	0	Bullish	Bearish	4.40	21450	2.86	21,442.95	14:50:44	456998	0		712416	0		255418	0	Bullish	Bearish	71.68	47800	1.56	47,756.35
14:51:43	221823	0		635113	0		413290	0	Bullish	Bearish	9.23	21450	2.86	21,439.35	14:51:43	454004	-2994	Short C	712416	0		258412	2994	Bullish	Bullish	65.73	47700	1.57	47,746.70
14:52:43	221823	0		635113	0		413290	0	Bullish	Bearish	9.23	21450	2.86	21,436.25	14:52:43	454004	0		712416	0		258412	0	Bullish	Bearish	65.73	47700	1.57	47,736.60
14:53:43	223273	1450		636531	1418		413258	-32	Bullish	Bearish	-6.57	21450	2.85	21,433.05	14:53:43	453839	-165		711148	-1268	Long UW	257309	-1103	Bullish	Bearish	59.57	47700	1.57	47,731.25
14:54:44	223273	0		636531	0		413258	0	Bullish	Bearish	-6.57	21450	2.85	21,435.45	14:54:44	453839	0		711148	0		257309	0	Bullish	Bearish	66.95	47700	1.57	47,727.60
14:55:44	224643	1370		629251	-7280	Long UW	404608	-8650	Bullish	Bearish	-2.19	21450	2.8	21,435.55	14:55:44	453691	-148		688052	-23096	Long UW	234361	-22948	Bullish	Bearish	82.55	47700	1.52	47,739.70
14:56:43	224643	0		629251	0		404608	0	Bullish	Bearish	-2.19	21450	2.8	21,432.70	14:56:43	453691	0		688052	0		234361	0	Bullish	Bearish	82.55	47700	1.52	47,730.85
14:57:44	224643	0		629251	0		404608	0	Bullish	Bearish	-2.19	21450	2.8	21,433.65	14:57:44	453691	0		688052	0		234361	0	Bullish	Bearish	72.88	47700	1.52	47,730.50
14:58:43	225042	399		629251	0		404209	-399	Bullish	Bearish	-2.82	21450	2.8	21,430.75	14:58:43	453691	0		688052	0		234361	0	Bullish	Bearish	60.96	47700	1.52	47,721.00
14:59:44	225040	-2		632617	3366		407577	3368	Bullish	Bearish	-7.11	21450	2.81	21,431.65	14:59:44	456674	2983		701752	13700		245078	10717	Bullish	Bearish	72.88	47700	1.54	47,712.55
15:00:44	225040	0		632617	0		407577	0	Bullish	Bearish	-7.11	21450	2.81	21,427.75	15:00:44	456674	0		701752	0		245078	0	Bullish	Bearish	42.05	47700	1.54	47,693.50
15:01:45	223724	-1316	Short C	623297	-9320	Long UW	399573	-8004	Bullish	Bullish	-2.82	21450	2.79	21,450.85	15:01:45	467499	10825		699772	-1980	Long UW	232273	-12805	Bullish	Bearish	60.96	47700	1.5	47,721.10
15:02:45	223724	0		623297	0		399573	0	Bullish	Bearish	-8.17	21450	2.79	21,441.80	15:02:45	467499	0		699772										

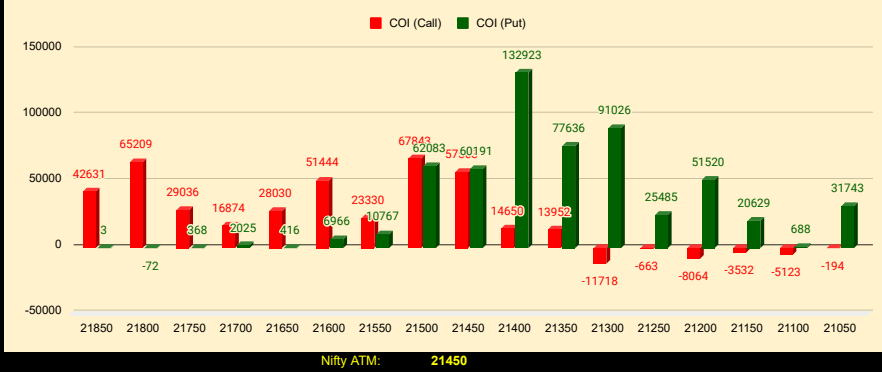
Nifty ATM	Nifty Spot	Nifty Pre C	Nifty Open	Nifty High	Nifty Low	India VIX	Current Expiry	Exp High	21,529.30	52.15	Not Break	Resistanc	21500	BN ATM	BN Spot	BN Pre CL	BN Open	BN High	BN Low	India VIX	Tuesday	Exp High	47,941.90	103.45	Not Break	Resistanc	48000			
21450	21,441.35	21349.4	21,365.20	21,477.15	21,329.45	14.68	2023-12-28	Exp Low	21,201.10	128.35	Not Break	Support	21300	47700	47,724.85	47,491.85	47,576.40	47,838.45	47,411.65	14.68		Exp Low	47,210.90	200.75	Not Break	Support	47500			
Time	Call COI (Bearish ▼)	Call COI (+▲-▼)	Short Covering	Put COI (Bullish ▲)	Put COI (+▲-▼)	Long UW	NET Oi	+▲-▼	Net Oi Signal	Price Action Signal	VWAP Diff	Strike	Nifty PCR	Nifty LTP	Time	Call COI (Bearish ▼)	Call COI (+▲-▼)	Short Covering	Put COI (Bullish ▲)	Put COI (+▲-▼)	Long Unwinding	NET Oi	+▲-▼	Net Oi Signal	Price Action Signal	VWAP Diff	Strike	BN PCR	BN LTP	
15:27:45	171335	0		547190	0		375855	0	Bullish	Bullish	23.75	21450	3.19	21,452.80	15:27:45	391014	0		520763	0		129749	0	Bullish	Bullish	143.56	47800	1.33	47,762.40	
15:28:43	171335	0		547190	0		375855	0	Bullish	Bullish	23.75	21450	3.19	21,452.25	15:28:43	391014	0		520763	0		129749	0	Bullish	Bullish	143.56	47800	1.33	47,773.90	
15:29:44	153361	-17974	Short C	532260	-14930	Long UW	378899	3044	Bullish	Bullish	18.65	21450	3.47	21,453.30	15:29:44	311656	-79358	Short C	483946	-36817	Long UW	172290	42541	Bullish	Bullish	114.36	47800	1.55	47,778.50	
15:30:43	153361	0		532260	0		378899	0	Bullish	Bullish	26.15	21450	3.47	21,454.85	15:30:43	311656	0		483946	0		172290	0	Bullish	Bullish	121.82	47800	1.55	47,770.90	
				</																										

Nifty ATM	Nifty LTP	Nifty Pre Cl	Nifty Open	Nifty High	Nifty Low	India VIX	Select Expiry	Exp High	21,529.30	52.15	Not Break	BN ATM	BN LTP	BN Pre CL	BN Open	BN High	BN Low	India VIX	Tuesday	Exp High	47,941.90	103.45	Not Break		
21450	21,441.35	21349.4	21,365.20	21,477.15	21,329.45	14.68	2023-12-28	Exp Low	21,201.10	128.35	Not Break	47700	47,724.85	47491.85	47,576.40	47,838.45	47,411.65	14.68		Exp Low	47,210.90	200.75	Not Break		
Call Time Value	Call OI	COI (Call)	Call Volume	OI Change	Call LTP	STRIKE	Put LTP	OI Change	Put Volume	COI (Put)	Put OI	Put Time Value	Call Time Value	Call OI	COI (Call)	Call Volume	OI Change	Call LTP	STRIKE	Put LTP	OI Change	Put Volume	COI (Put)	Put OI	Put Time Value
9.95	62870	29036	1040441	129	OTM 9.95	21750	ITM 262.0	16	10291	368	1589	0.00	39.00	72063	42141	17473324	-4144	OTM 39	48400	ITM 552	176	24232	9179	13373	0.00
16.45	105886	16874	1583928	2668	OTM 16.45	21700	ITM 217.5	642	73341	2025	10562	0.00	58.85	87465	24527	2180011	3013	OTM 58.85	48300	ITM 466.95	955	70287	537	12985	0.00
25.85	65367	28030	1214916	3073	OTM 25.85	21650	ITM 176.7	929	83645	416	8555	0.00	80.60	108886	65343	2708752	199	OTM 80.6	48200	ITM 393.7	2017	231666	3056	19865	0.00
40.00	158508	51444	2262296	6515	OTM 40	21600	ITM 141.5	5749	435009	6966	34330	0.00	111.05	72791	4998	2517101	6864	OTM 111.05	48100	ITM 335	3945	368695	4473	19772	0.00
59.50	65476	23330	1624288	2207	OTM 59.5	21550	ITM 110.8	2974	411295	10767	16745	2.20	154.05	221942	32684	5072681	4142	OTM 154.05	48000	ITM 269	14342	1770819	-53297	75886	0.00
83.60	199155	67843	3814571	20538	OTM 83.6	21500	ITM 84.8	16814	2269363	62083	118108	26.15	201.90	92282	49452	3536761	6618	OTM 201.9	47900	ITM 222.25	19350	1738173	22883	41696	47.10
113.15	83476	57563	2444267	13176	ATM 113.15	21450	ATM 65.1	8399	2214861	60191	76562	56.45	260.20	105248	37333	5310353	14609	OTM 260.2	47800	ITM 171.1	33121	4055864	37288	94201	95.95
106.30	88802	14650	2716244	9667	ITM 106.30	21400	OTM 49.5	16592	3233559	132923	166390	49.50	294.15	72646	38358	5483164	20163	ATM 319	47700	ATM 138	30105	5004738	55411	106263	138.00
95.65	29691	13952	920822	1797	ITM 95.65	21350	OTM 37.8	16510	1690426	77636	87106	37.80	271.10	72442	34080	3732570	11556	ITM 395.95	47600	OTM 111	25146	4175959	100193	136667	111.00
85.10	47182	-11718	901545	3977	ITM 85.10	21300	OTM 28.7	5147	2230069	91026	199841	28.70	241.15	96082	17663	3664370	8132	ITM 466	47500	OTM 90	22815	5493431	94285	212980	90.00
79.00	14768	-663	137268	152	ITM 79.00	21250	OTM 22.75	5784	1001314	25485	74263	22.75	220.10	18479	-8868	1144019	1227	ITM 544.95	47400	OTM 70.9	8975	2710818	55506	91952	70.90
74.20	27408	-8064	190136	856	ITM 74.20	21200	OTM 17.9	4324	1415965	51520	126933	17.90	205.65	11674	-4188	460072	1860	ITM 630.5	47300	OTM 54.7	9760	2272254	23370	67828	54.70
70.00	7991	-3532	13133	19	ITM 70.00	21150	OTM 14.25	-437	634483	20629	40098	14.25	200.15	11368	-5443	220635	1470	ITM 725	47200	OTM 44	6300	1820223	33152	74339	44.00
66.65	16908	-5123	28978	431	ITM 66.65	21100	OTM 11.7	948	865047	688	85312	11.70	185.05	13851	-890	70104	278	ITM 809.9	47100	OTM 37.35	6459	1387653	11754	64561	37.35
65.00	3347	-194	2990	5	ITM 65.00	21050	OTM 9.6	-18625	506624	31743	54249	9.60	185.80	40745	-14164	173176	408	ITM 910.6	47000	OTM 29.5	2469	2550023	23318	195085	29.50
63.95	51534	-9835	37879	447	ITM 63.95	21000	OTM 8.05	1438	1211057	21244	196808	8.05	185.25	6139	-196	10785	90	ITM 1010.	46900	OTM 23	2090	1102787	26846	66069	23.00
64.90	1342	-42	812	9	ITM 64.90	20950	OTM 6.8	4418	411384	14052	33131	6.80	176.90	6973	-1174	7764	14	ITM 1101.	46800	OTM 19.55	-9016	1104366	35992	86540	19.55
	1029711	153361								532260	1330582			1111076	311656								483946	1380062	
15:35					26-Dec-2023 15:35:49	NIFTY NET OI	378899	Nifty50 PCR :	3.47	15:35							26-Dec-2023 15:35:49	BN NET OI	172290	Bank Nifty PCR :	1.55				

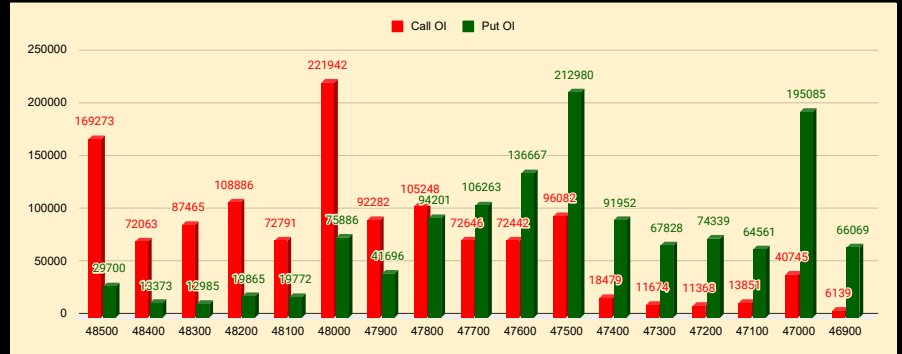
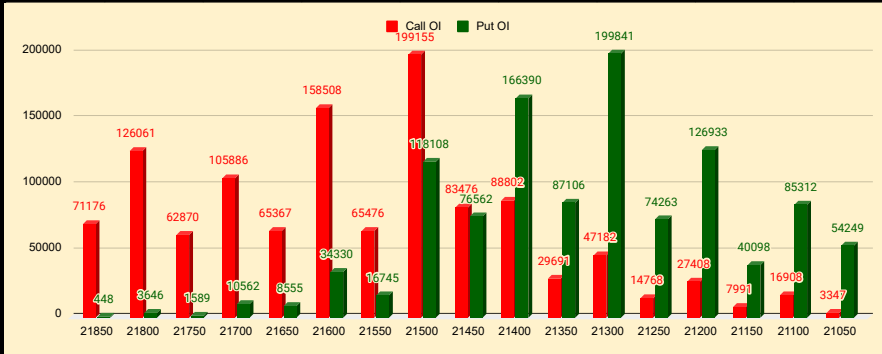
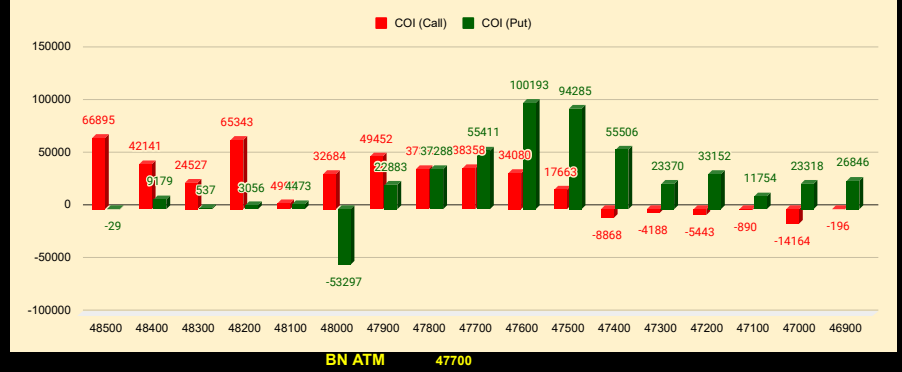
NIFTY 50

BANK NIFTY

26-Dec-2023 15:36:41 Tuesday



26-Dec-2023 15:36:41 Tuesday



Golden Rules using OiDeer

Avoid Signals of VWAP difference below 9-10 Points

9-10 प्वाइंट से नीचे VWAP अंतर के सिग्नल से बचें

PCR above 2 Strong Bullish & PCR Below 0.50 is Strong Bearish. If Call COI is negative then it will show 100 PCR and If Put COI is negative then it will show 0 PCR

PCR २ के ऊपर Strong बुलिश और PCR ०.५० के निचे स्ट्रॉंग बिअरिश। यदि कॉल COI नेगेटिव है तो यह 100 PCR दिखाएगा और यदि COI पुट नकारात्मक है तो यह 0 PCR दिखाएगा

Rule 1) Both Nifty and Bank Nifty Oi data should be in same direction. If One is Negative and other is positive then Avoid Trade because कौन किसको अपनी तरफ खिंचेगा ये केह नहीं सकते. Let Both Nifty and BN Oi data in Same direction then look for any Opportunity.

नियम 1) निफ्टी और बैंक निफ्टी दोनों डेटा एक ही दिशा में होने चाहिए। यदि एक नकारात्मक है और दूसरा सकारात्मक है तो व्यापार से बचें क्योंकि कौन किसको अपनी तरफ खिंचेगा ये केह नहीं सकते। निफ्टी और बीएन ओआई डेटा दोनों को एक ही दिशा में जाने दें और फिर किसी अवसर की तलाश करें।

Rule 2) Safe traders can wait for All Three Singals become Same color. If all Three Signals are not Same then Please Avoide Trade.

नियम 2) सुरक्षित ट्रेडर तीनों सिग्नल के एक ही रंग में आने का इंतजार कर सकते हैं। यदि तीनों संकेत समान नहीं हैं तो कृपया व्यापार से बचें।

Rule 3) Any upside movement should be supported by short Covering and any downside movement should be supported by Long unwinding.

नियम 3) किसी भी ऊपर की गतिविधि को शॉर्ट कवरींग द्वारा समर्थित किया जाना चाहिए और किसी भी नकारात्मक गतिविधि को लॉन्ग अनवाइंडिंग द्वारा समर्थित किया जाना चाहिए।

Rule 4) if Oi data is Negative (Oi data below red line) and if market already given big downside movement, then please wait till market to Go Up near VWAP and Return then Buy Put PE with SL above VWAP. (VWAP Difference below 10 is best for taking Position)

नियम 4) यदि Oi डेटा नकारात्मक है (लाल रेखा के नीचे Oi डेटा) और यदि बाजार में पहले से ही बड़ी गिरावट है, तो कृपया VWAP के पास बाजार के ऊपर जाने तक प्रतीक्षा करें और फिर VWAP के ऊपर SL के साथ PE खरीदें। (VWAP अंतर 10 से कम स्थिति लेने के लिए सबसे अच्छा है)

Rule 5) if Oi is Positive (Oi data above red line) and if market already given big upside movement then wait for market to come down near VWAP and go up then Buy Call CE with SL below VWAP. (VWAP Difference below 10 is best for taking Position)

नियम 5) यदि Oi धनात्मक है (लाल रेखा के ऊपर Oi डेटा) और यदि बाजार में पहले से ही बड़ी तेजी है तो बाजार के VWAP के पास नीचे आने और ऊपर जाने की प्रतीक्षा करें, फिर VWAP के नीचे SL के साथ कॉल CE खरीदें। (VWAP अंतर 10 से कम स्थिति लेने के लिए सबसे अच्छा है)

Rule 6) In Reversal Case, Take Trade on the Basis of Price Action and VWAP Signal because Net Oi Signal Come Latter.

नियम 6) रिवर्सल केस में, प्राइस एक्शन और VWAP सिग्नल के आधार पर Trade लें क्योंकि नेट Oi सिग्नल बाद में आते हैं।

Rule 7) When your target is done of 40-50 points, Close your PC/laptop and don't look back to Market and Enjoy the day. (निफ्टी बुलाती है मगर जानेका नहीं)

नियम 7) जब आपका लक्ष्य 40-50 अंक का हो जाए, तो अपना पीसी/लैपटॉप बंद कर दें और बाजार की ओर मुड़कर न देखें और दिन का आनंद लें। (निफ्टी बुलाती है मगर जानेका नहीं)



Rule 8) Do not try to catch every movement. Do not Overtrade.



नियम 8) हर Movement को पकड़ने की कोशिश न करें। ओवरट्रेड न करें।



Wish you Happy Trading Day 👍



आपको ट्रेडिंग दिवस की शुभकामनाएं 👍

- Team OiDeer

Nifty ATM	Nifty Spot	Nifty Pre Cl	Nifty Open	Nifty High	Nifty Low	India VIX	Current Expiry	Exp High	21_529.30	52.15	Not Break	Resistanc	21500	BN ATM	BN Spot	BN Pre CL	BN Open	BN High	BN Low	India VIX	Tuesday		Exp High	47,941.90	103.45	Not Break	Resistanc	48000
21450	21,441.35	21349.4	21,365.20	21,477.15	21,329.45	14.68	2023-12-28	Exp Low	21,201.10	128.35	Not Break	Support	21300	47700	47,724.85	47,491.85	47,576.40	47,838.45	47,411.65	14.68			Exp Low	47,210.90	200.75	Not Break	Support	47500
Time	Call COI (Bearish)	Call COI (+)	Short Covering	Put COI (Bullish)	Put COI (+)	Long UW	NET Oi	+▲▼	Net Oi Signal	Price Action Signal		Nifty PCR	Nifty LTP	Time	Call COI (Bearish)	Call COI (+)	Short Covering	Put COI (Bullish)	Put COI (+)	Long Unwinding	NET Oi	+▲▼	Net Oi Signal	Price Action Signal		BN PCR	BN LTP	
09:16:48	52353	0		146047	0		93694	0	Bullish	Wait		2.79	21,336.90	09:16:48	85023	0		-168571	0		-253594	0	Bearish	Wait		0	47,488.25	
09:21:47	107635	55282		201442	55395		93807	113	Bullish	Wait		1.87	21,366.55	09:21:47	18480	99817		-1125	127446		-225965	27629	Bearish	Wait		0	47,541.40	
09:26:46	167032	59397		254365	52923		87333	-6474	Bullish	Wait		1.52	21,379.90	09:26:46	286400	101560		80337	121462		-206063	19902	Bearish	Wait		0.28	47,571.30	
09:31:47	194267	27235		286696	32331		92429	5096	Bullish	Bullish		1.48	21,347.00	09:31:47	352314	65914		130834	50497		-221480	-15417	Bearish	Bullish		0.37	47,491.90	
09:36:50	214655	20388		322636	35940		107981	15552	Bullish	Bullish		1.5	21,371.85	09:36:50	409307	56993		214821	83987		-194486	26994	Bearish	Bearish		0.52	47,518.80	
09:41:48	221011	6356		348094	25458		127083	19102	Bullish	Bearish		1.58	21,361.70	09:41:48	440119	30812		250167	35346		-189952	4534	Bearish	Bearish		0.57	47,466.80	
09:46:47	244543	23532		362986	14892		118443	-8640	Bullish	Bullish		1.48	21,371.20	09:46:47	484146	44027		262623	12456		-221523	-31571	Bearish	Bullish		0.54	47,498.60	
09:51:49	252327	7784		381241	18255		128914	10471	Bullish	Bearish		1.51	21,357.35	09:51:49	534984	50838		279307	16684		-255677	-34154	Bearish	Bearish		0.52	47,423.50	
09:56:49	255697	3370		386106	4865		130409	1495	Bullish	Bullish		1.51	21,373.95	09:56:49	544234	9250		227779	-51528	Long UW	-316455	-60778	Bearish	Bullish		0.42	47,475.45	
10:01:48	254862	-835		404226	18126		149364	18955	Bullish	Bullish		1.59	21,396.65	10:01:48	559006	13666		275133	47354		-282767	33688	Bearish	Bullish		0.49	47,550.00	
10:06:49	225633	-29229	Short C	460005	55779		234372	85008	Bullish	Bullish		2.04	21,420.05	10:06:49	534423	-23477	Short C	307936	32803		-226487	56280	Bearish	Bullish		0.58	47,540.05	
10:11:48	229008	3375		480325	20320		251317	16945	Bullish	Bullish		2.1	21,425.75	10:11:48	550686	16263		315623	7687		-235063	-8576	Bearish	Bullish		0.57	47,547.05	
10:16:47	236099	7091		499813	19488		263714	12397	Bullish	Bullish		2.12	21,417.55	10:16:47	541742	-8944	Short C	315799	176		-225943	9120	Bearish	Bearish		0.58	47,517.05	
10:21:49	252115	16016		509375	9562		257260	-6454	Bullish	Bearish		2.02	21,416.15	10:21:49	457043	-84699	Short C	388330	72531		-68713	157230	Bearish	Bullish		0.85	47,614.55	
10:26:47	239935	-12180	Short C	515065	5690		275130	17870	Bullish	Bullish		2.15	21,436.45	10:26:47	419313	-37730	Short C	423707	35377		4394	73107	Bullish	Bullish		1.01	47,684.10	
10:31:48	231804	-8131	Short C	546208	31143		314404	39274	Bullish	Bullish		2.36	21,435.80	10:31:48	412934	-6379	Short C	501596	77889		88662	84268	Bullish	Bullish		1.21	47,654.75	
10:36:49	231787	-17		581168	34960		349381	34977	Bullish	Bullish		2.51	21,440.55	10:36:49	435756	22822		515143	13547		79387	-9275	Bullish	Bullish		1.18	47,658.70	
10:41:47	216290	-15497	Short C	597224	16056		380934	31553	Bullish	Bullish		2.76	21,461.30	10:41:47	453770	18014		532505	17362		78735	-652	Bullish	Bearish		1.17	47,682.40	
10:46:48	164568	-51722	Short C	639397	42173		474829	93895	Bullish	Bullish		3.89	21,459.35	10:46:48	379152	-74618	Short C	593131	60626		213979	135244	Bullish	Bullish		1.56	47,722.65	
10:51:47	162453	-2115	Short C	647910	8513		485457	10628	Bullish	Bullish		3.99	21,446.20	10:51:47	393092	13940		640259	47128		247167	33188	Bullish	Bullish		1.63	47,721.20	
10:56:47	163561	1108		651518	3648		487957	2500	Bullish	Bearish		3.98	21,449.60	10:56:47	406090	12998		614224	-26035	Long UW	208134	-39033	Bullish	Bullish		1.51	47,717.20	
11:01:49	172094	8533		660151	8633		488057	100	Bullish	Bearish		3.84	21,451.15	11:01:49	428615	22525		597358	-16866	Long UW	168743	-39391	Bullish	Bullish		1.39	47,733.85	
11:06:47	167763	-4331	Short C	665031	4880		497268	9211	Bullish	Bearish		3.96	21,445.70	11:06:47	438150	9535		598258	900		160108	-8635	Bullish	Bearish		1.37	47,706.40	
11:11:47	177396	9633		670676	5645		493280	-3988	Bullish	Bearish		3.78	21,442.75	11:11:47	457240	19090		606699	8441		149459	-10649	Bullish	Bearish		1.33	47,693.65	
11:16:47	179523	2127		683803	13127		504280	11000	Bullish	Bullish		3.81	21,457.90	11:16:47	466345	9105		625332	18633		158987	9528	Bullish	Bearish		1.34	47,690.05	
11:21:48	186451	6928		688125	4322		501674	-2606	Bullish	Bullish		3.69	21,462.80	11:21:48	489851	23506		623860	-1472	Long UW	134009	-24978	Bullish	Bearish		1.27	47,682.70	
11:26:48	179589	-6862	Short C	684557	-3568	Long UW	504968	3294	Bullish	Bullish		3.81	21,451.50	11:26:48	482295	-7556	Short C	620791	-3069	Long UW	138496	4487	Bullish	Bearish		1.29	47,678.85	
11:31:47	187760	8171		688056	3499		500296	-4672	Bullish	Bearish		3.66	21,444.55	11:31:47	481317	-978		636235	15444		154918	16422	Bullish	Bearish		1.32	47,688.05	
11:36:48	191385	3625		686659	-1397	Long UW	495274	-5022	Bullish	Bearish		3.59	21,455.80	11:36:48	491316	9999		646169	9934		154853	-65	Bullish	Bullish		1.32	47,709.75	
11:41:49	191077	-308		684208	-2451	Long UW	493131	-2143	Bullish	Bearish		3.58	21,447.90	11:41:49	485297	-6019	Short C	640758	-5411	Long UW	155461	608	Bullish	Bullish		1.32	47,712.30	
11:46:48	191305	228		684957	749		493652	521	Bullish	Bullish		3.58	21,452.60	11:46:48	516147	30850		635276	-5482	Long UW	119129	-36332	Bullish	Bullish		1.23	47,728.75	
11:51:48	194822	3517		685147	190		490325	-3327	Bullish	Bearish		3.52	21,453.40	11:51:48	522839	6692		642885	7609		120046	917	Bullish	Bearish		1.23	47,704.80	
11:56:47	190771	-4051	Short C	690149	5002		499378	9053	Bullish	Bullish		3.62	21,456.05	11:56:47	521179	-1660	Short C	658082	15197		136903	16857	Bullish	Bearish		1.26	47,696.85	
12:01:48	194952	4181		702261	12112		507309	7931	Bullish	Bullish		3.6	21,465.05	12:01:48	518997	-2182	Short C	670229	12147		151232	14329	Bullish	Bearish		1.29	47,718.35	
12:06:47	190249	-4703	Short C	711523	9262		521274	13965	Bullish	Bullish		3.74	21,463.05	12:06:47	525940	6943		673780	3551		147840	-3392	Bullish	Bullish		1.28	47,712.70	
12:11:47	191258	1009		709971	-1552	Long UW	518713	-2561	Bullish	Bullish		3.71	21,466.20	12:11:47	536127	10187		672459	-1321	Long UW	136332	-11508	Bullish	Bullish		1.25	47,709.65	
12:16:47	189275	-1983	Short C	714144	4173		524869	6156	Bullish	Bearish		3.77	21,462.40	12:16:47	548866	12739		667869	-4590	Long UW	119003	-17329	Bullish	Bearish		1.22	47,695.95	
12:21:47	190502	1227		714863	719		524361	-508	Bullish	Bullish		3.75	21,464.20	12:21:47	541455	-7411	Short C	671459	3590		130004	11001	Bullish	Bearish		1.24	47,703.50	
12:26:48	189134	-1368	Short C	724956	10093		535822	11461	Bullish	Bullish		3.83	21,472.20	12:26:48	517157	-24298	Short C	679537	8078		162380	32376	Bullish	Bullish		1.31	47,804.95	
12:31:47	176196	-12938	Short C	723016	-1940	Long UW	546820	10998	Bullish	Bearish		4.1	21,456.55	12:31:47	421756	-95401	Short C	730873	51336		309117	146737	Bullish	Bullish		1.73	47,757.30	
12:36:48	175728	-468		742209	19193																							

Nifty ATM	Nifty Spot	Nifty Pre Cl	Nifty Open	Nifty High	Nifty Low	India VIX	Current Expiry	Exp High	21,529.30	52.15	Not Break	Resistanc	21500	BN ATM	BN Spot	BN Pre CL	BN Open	BN High	BN Low	India VIX	Tuesday		Exp High	47,941.90	103.45	Not Break	Resistanc	48000	
21450	21,441.35	21349.4	21,365.20	21,477.15	21,329.45	14.68	2023-12-28	Exp Low	21,201.10	128.35	Not Break	Support	21300	47700	47,724.85	47,491.85	47,576.40	47,838.45	47,411.65	14.68			Exp Low	47,210.90	200.75	Not Break	Support	47500	
Time	Call COI (Bearish ▼)	Call COI (+▲▼)	Short Covering	Put COI (Bullish ▲)	Put COI (+▲▼)	Long UW	NET Oi	+▲▼	Net Oi Signal	Price Action Signal			Nifty PCR	Nifty LTP	Time	Call COI (Bearish ▼)	Call COI (+▲▼)	Short Covering	Put COI (Bullish ▲)	Put COI (+▲▼)	Long Unwinding	NET Oi	+▲▼	Net Oi Signal	Price Action Signal			BN PCR	BN LTP
14:16:47	211193	5372		680702	-7442	Long UW	469509	-12814	Bullish	Bearish			3.22	21,429.55	14:16:47	524476	-3763	Short C	773440	15532		248964	19295	Bullish	Bearish			1.47	47,715.35
14:21:51	208978	-2215	Short C	669943	-10759	Long UW	460965	-8544	Bullish	Bullish			3.21	21,458.10	14:21:51	528147	3671		755615	-17825	Long UW	227468	-21496	Bullish	Bullish			1.43	47,794.75
14:26:47	206814	-2164	Short C	656557	-13386	Long UW	449743	-11222	Bullish	Bullish			3.17	21,459.10	14:26:47	449676	-78471	Short C	768071	12456		318395	90927	Bullish	Bullish			1.71	47,815.25
14:31:48	207620	806		659860	3303		452240	2497	Bullish	Bullish			3.18	21,455.65	14:31:48	422511	-27165	Short C	782645	14574		360134	41739	Bullish	Bullish			1.85	47,773.90
14:36:48	206107	-1513	Short C	660274	414		454167	1927	Bullish	Bearish			3.2	21,452.20	14:36:48	437510	14999		771468	-11177	Long UW	333958	-26176	Bullish	Bearish			1.76	47,759.00
14:41:48	211456	5349		662687	2413		451231	-2936	Bullish	Bearish			3.13	21,449.90	14:41:48	442652	5142		748943	-22525	Long UW	306291	-27667	Bullish	Bearish			1.69	47,770.70
14:46:49	217935	6479		639403	-23284	Long UW	421468	-29763	Bullish	Bearish			2.93	21,439.10	14:46:49	455415	12763		724214	-24729	Long UW	268799	-37492	Bullish	Bearish			1.59	47,740.20
14:51:48	221823	3888		635113	-4290	Long UW	413290	-8178	Bullish	Bearish			2.86	21,436.25	14:51:48	454004	-1411	Short C	712416	-11798	Long UW	258412	-10387	Bullish	Bearish			1.57	47,736.60
14:56:49	224643	2820		629251	-5862	Long UW	404608	-8682	Bullish	Bearish			2.8	21,433.65	14:56:49	453691	-313		688052	-24364	Long UW	234361	-24051	Bullish	Bearish			1.52	47,730.50
15:01:48	223724	-919		623297	-5954	Long UW	399573	-5035	Bullish	Bullish			2.79	21,441.80	15:01:48	467499	13808		699772	11720		232273	-2088	Bullish	Bearish			1.5	47,723.85
15:06:47	201995	-21729	Short C	605546	-17751	Long UW	403551	3978	Bullish	Bullish			3	21,437.10	15:06:47	454035	-13464	Short C	666064	-33708	Long UW	212029	-20244	Bullish	Bearish			1.47	47,733.00
15:11:47	205517	3522		577533	-28013	Long UW	372016	-31535	Bullish	Bearish			2.81	21,430.00	15:11:47	461462	7427		649090	-16974	Long UW	187628	-24401	Bullish	Bearish			1.41	47,700.30
15:16:47	193305	-12212	Short C	548598	-28935	Long UW	355293	-16723	Bullish	Bearish			2.84	21,439.50	15:16:47	433108	-28354	Short C	594844	-54246	Long UW	161736	-25892	Bullish	Bullish			1.37	47,726.95
15:21:48	188640	-4665	Short C	552704	4106		364064	8771	Bullish	Bullish			2.93	21,443.20	15:21:48	432122	-986		532297	-62547	Long UW	100175	-61561	Bullish	Bearish			1.23	47,726.85
15:26:47	171335	-17305	Short C	547190	-5514	Long UW	375855	11791	Bullish	Bullish			3.19	21,452.80	15:26:47	391014	-41108	Short C	520763	-11534	Long UW	129749	29574	Bullish	Bullish			1.33	47,762.40

Nifty ATM	Nifty Spot	Nifty Pre Cl	Nifty Open	Nifty High	Nifty Low	India VIX	Current Expiry	Exp High	21,529.30	52.15	Not Break	Resistanc	21500	BN ATM	BN Spot	BN Pre CL	BN Open	BN High	BN Low	India VIX	Tuesday		Exp High	47,941.90	103.45	Not Break	Resistanc	48000
21450	21,441.35	21349.4	21,365.20	21,477.15	21,329.45	14.68	2023-12-28	Exp Low	21,201.10	128.35	Not Break	Support	21300	47700	47,724.85	47,491.85	47,576.40	47,838.45	47,411.65	14.68			Exp Low	47,210.90	200.75	Not Break	Support	47500
Time	Call COI (Bearish ▼)	Call COI (+▲▼)	Short Covering	Put COI (Bullish ▲)	Put COI (+▲▼)	Long UW	NET Oi	+▲▼	Net Oi Signal	Price Action Signal		Nifty PCR	Nifty LTP	Time	Call COI (Bearish ▼)	Call COI (+▲▼)	Short Covering	Put COI (Bullish ▲)	Put COI (+▲▼)	Long Unwinding	NET Oi	+▲▼	Net Oi Signal	Price Action Signal		BN PCR	BN LTP	
09:21:46	107635	0		201442	0		93807	0	Bullish	Wait		1.87	21,366.55	09:21:46	184840	0		-41125	0		-225965	0	Bearish	Wait		0	47,541.40	
09:31:46	194267	86632		286696	85254		92429	-1378	Bullish	Bearish		1.48	21,347.00	09:31:46	352314	167474		130834	171959		-221480	4485	Bearish	Bearish		0.37	47,491.90	
09:41:46	221011	26744		348094	61398		127083	34654	Bullish	Bullish		1.58	21,355.70	09:41:46	440119	87805		250167	119333		-189952	31528	Bearish	Bearish		0.57	47,472.25	
09:51:47	252327	31316		381241	33147		128914	1831	Bullish	Bullish		1.51	21,368.95	09:51:47	534984	94865		279307	29140		-255677	-65725	Bearish	Bullish		0.52	47,482.90	
10:01:47	254862	2535		404226	22985		149364	20450	Bullish	Bullish		1.59	21,400.95	10:01:47	557900	22916		275133	-4174	Long UW	-282767	-27090	Bearish	Bullish		0.49	47,545.10	
10:11:46	229008	-25854	Short C	480325	76099		251317	101953	Bullish	Bullish		2.1	21,425.75	10:11:46	550686	-7214	Short C	315623	40490		-235063	47704	Bearish	Bullish		0.57	47,547.05	
10:21:46	252115	23107		509375	29050		257260	5943	Bullish	Bearish		2.02	21,416.55	10:21:46	457043	-93643	Short C	388330	72707		-68713	166350	Bearish	Bullish		0.85	47,618.30	
10:31:47	231804	-20311	Short C	546208	36833		314404	57144	Bullish	Bullish		2.36	21,438.00	10:31:47	412934	-44109	Short C	501596	113266		88662	157375	Bullish	Bullish		1.21	47,660.25	
10:41:47	216290	-15514	Short C	597224	51016		380934	66530	Bullish	Bullish		2.76	21,461.30	10:41:47	453770	40836		532505	30909		78735	-9927	Bullish	Bullish		1.17	47,682.40	
10:51:46	162453	-53837	Short C	647910	50686		485457	105423	Bullish	Bearish		3.99	21,446.20	10:51:46	393092	-60678	Short C	640259	107754		247167	168432	Bullish	Bullish		1.63	47,721.20	
11:01:47	172094	9641		660151	12241		488057	2600	Bullish	Bullish		3.84	21,451.15	11:01:47	428615	35523		597358	-42901	Long UW	168743	-78424	Bullish	Bullish		1.39	47,733.85	
11:11:46	177396	5302		670676	10525		493280	5223	Bullish	Bearish		3.78	21,442.75	11:11:46	457240	28625		606699	9341		149459	-19284	Bullish	Bearish		1.33	47,693.65	
11:21:46	186451	9055		688125	17449		501674	8394	Bullish	Bullish		3.69	21,463.40	11:21:46	489851	32611		623860	17161		134009	-15450	Bullish	Bearish		1.27	47,685.55	
11:31:47	187760	1309		688056	-69		500296	-1378	Bullish	Bearish		3.66	21,444.55	11:31:47	481317	-8534	Short C	636235	12375		154918	20909	Bullish	Bullish		1.32	47,688.05	
11:41:47	191077	3317		684208	-3848	Long UW	493131	-7165	Bullish	Bullish		3.58	21,447.90	11:41:47	485297	3980		640758	4523		155461	543	Bullish	Bullish		1.32	47,712.30	
11:51:48	194822	3745		685147	939		490325	-2806	Bullish	Bullish		3.52	21,449.70	11:51:48	522839	37542		642885	2127		120046	-35415	Bullish	Bearish		1.23	47,708.15	
12:01:46	194952	130		702261	17114		507309	16984	Bullish	Bullish		3.6	21,465.05	12:01:46	519218	-3621	Short C	668234	25349		149016	28970	Bullish	Bullish		1.29	47,718.35	
12:11:46	191258	-3694	Short C	709971	7710		518713	11404	Bullish	Bearish		3.71	21,463.45	12:11:46	536127	16909		672459	4225		136332	-12684	Bullish	Bearish		1.25	47,710.55	
12:21:46	190502	-756		714863	4892		524361	5648	Bullish	Bullish		3.75	21,464.20	12:21:46	541455	5328		671459	-1000		130004	-6328	Bullish	Bearish		1.24	47,703.50	
12:31:47	176196	-14306	Short C	723016	8153		546820	22459	Bullish	Bearish		4.1	21,456.55	12:31:47	421756	-119699	Short C	730873	59414		309117	179113	Bullish	Bullish		1.73	47,757.30	
12:41:46	181072	4876		744237	21221		563165	16345	Bullish	Bearish		4.11	21,450.05	12:41:46	461449	39693		723050	-7823	Long UW	261601	-47516	Bullish	Bullish		1.57	47,766.85	
12:51:46	185938	4866		729116	-15121	Long UW	543178	-19987	Bullish	Bearish		3.92	21,426.45	12:51:46	475309	13860		707012	-16038	Long UW	231703	-29898	Bullish	Bearish		1.49	47,703.20	
13:01:48	199434	13496		698399	-30717	Long UW	498965	-44213	Bullish	Bullish		3.5	21,448.20	13:01:48	510211	34902		697704	-9308	Long UW	187493	-44210	Bullish	Bullish		1.37	47,746.70	
13:11:47	193617	-5817	Short C	663919	-34480	Long UW	470302	-28663	Bullish	Bearish		3.43	21,434.50	13:11:47	501018	-9193	Short C	669559	-28145	Long UW	168541	-18952	Bullish	Bearish		1.34	47,698.45	
13:21:51	198442	4825		682730	18811		484288	13986	Bullish	Bullish		3.44	21,447.40	13:21:51	531630	30612		680587	11028		148957	-19584	Bullish	Bullish		1.28	47,700.55	
13:31:46	202576	4134		664878	-17852	Long UW	462302	-21986	Bullish	Bearish		3.28	21,442.05	13:31:46	532222	592		710569	29982		178347	29390	Bullish	Bullish		1.34	47,725.80	
13:41:46	203346	770		668289	3411		464943	2641	Bullish	Bullish		3.29	21,444.30	13:41:46	535714	3492		732155	21586		196441	18094	Bullish	Bullish		1.37	47,747.45	
13:51:47	208820	5474		676607	8318		467787	2844	Bullish	Bearish		3.24	21,440.45	13:51:47	546645	10931		731893	-262		185248	-11193	Bullish	Bearish		1.34	47,744.45	
14:01:46	205293	-3527	Short C	682775	6168		477482	9695	Bullish	Bullish		3.33	21,442.90	14:01:46	534687	-11958	Short C	745646	13753		210959	25711	Bullish	Bullish		1.39	47,759.70	
14:11:47	205821	528		688144	5369		482323	4841	Bullish	Bearish		3.34	21,439.60	14:11:47	528239	-6448	Short C	757908	12262		229669	18710	Bullish	Bearish		1.43	47,723.65	
14:21:46	211839	6018		669943	-18201	Long UW	458104	-24219	Bullish	Bullish		3.16	21,450.30	14:21:46	528147	-92		755615	-2293	Long UW	227468	-2201	Bullish	Bullish		1.43	47,791.05	
14:31:47	207620	-4219	Short C	659860	-10083	Long UW	452240	-5864	Bullish	Bullish		3.18	21,455.65	14:31:47	422511	-105636	Short C	782645	27030		360134	132666	Bullish	Bearish		1.85	47,773.90	
14:41:46	211456	3836		662687	2827		451231	-1009	Bullish	Bearish		3.13	21,449.90	14:41:46	442652	20141		748943	-33702	Long UW	306291	-53843	Bullish	Bearish		1.69	47,770.70	
14:51:47	221823	10367		635113	-27574	Long UW	413290	-37941	Bullish	Bearish		2.86	21,439.35	14:51:47	454004	11352		712416	-36527	Long UW	258412	-47879	Bullish	Bearish		1.57	47,746.70	
15:01:48	223724	1901		623297	-11816	Long UW	399573	-13717	Bullish	Bullish		2.79	21,441.80	15:01:48	467499	13495		699772	-12644	Long UW	232273	-26139	Bullish	Bearish		1.5	47,723.85	
15:11:46	205517	-18207	Short C	577533	-45764	Long UW	372016	-27557	Bullish	Bearish		2.81	21,430.00	15:11:46	461462	-6037	Short C	649090	-50682	Long UW	187628	-46445	Bullish	Bearish		1.41	47,700.30	
15:21:47	188640	-16877	Short C	552704	-24829	Long UW	364064	-7952	Bullish	Bullish		2.93	21,443.20	15:21:47	432122	-29340	Short C	532297	-116793	Long UW	100175	-87453	Bullish	Bullish		1.23	47,726.85	

Nifty ATM	Nifty Spot	Nifty Pre Cl	Nifty Open	Nifty High	Nifty Low	India VIX	Current Expiry	Exp High	21,529.30	52.15	Not Break	Resistanc	21500	BN ATM	BN Spot	BN Pre CL	BN Open	BN High	BN Low	India VIX	Tuesday		Exp High	47,941.90	103.45	Not Break	Resistanc	48000
21450	21,441.35	21349.4	21,365.20	21,477.15	21,329.45	14.68	2023-12-28	Exp Low	21,201.10	128.35	Not Break	Support	21300	47700	47,724.85	47,491.85	47,576.40	47,838.45	47,411.65	14.68			Exp Low	47,210.90	200.75	Not Break	Support	47500
Time	Call COI (Bearish ▼)	Call COI (+▲▼)	Short Covering	Put COI (Bullish ▲)	Put COI (+▲▼)	Long UW	NET Oi	+▲▼	Net Oi Signal	Price Action Signal		Nifty PCR	Nifty LTP	Time	Call COI (Bearish ▼)	Call COI (+▲▼)	Short Covering	Put COI (Bullish ▲)	Put COI (+▲▼)	Long Unwinding	NET Oi	+▲▼	Net Oi Signal	Price Action Signal		BN PCR	BN LTP	
09:15:16	54520	0		226799	0		172279	0	Bullish	Wait		4.16	21,365.20	09:15:16	172468	0		-260079	0		-432547	0	Bearish	Wait		0	47,576.40	
09:30:16	180205	125685		268869	42070		88664	-83615	Bullish	Bearish		1.49	21,353.10	09:30:16	316889	144421		113876	373955		-203013	229534	Bearish	Bearish		0.36	47,499.50	
09:45:16	234803	54598		355935	87066		121132	32468	Bullish	Bullish		1.52	21,368.45	09:45:16	469823	152934		256286	142410		-213537	-10524	Bearish	Bullish		0.55	47,499.95	
10:00:17	261068	26265		394685	38750		133617	12485	Bullish	Bullish		1.51	21,380.35	10:00:17	579512	109689		263610	7324		-315902	-102365	Bearish	Bearish		0.45	47,483.80	
10:15:17	231355	-29713	Short C	495349	100664		263994	130377	Bullish	Bullish		2.14	21,409.30	10:15:17	561355	-18157	Short C	322422	58812		-238933	76969	Bearish	Bullish		0.57	47,496.80	
10:30:16	234523	3168		530343	34994		295820	31826	Bullish	Bullish		2.26	21,436.65	10:30:16	398164	-163191	Short C	473167	150745		75003	313936	Bullish	Bullish		1.19	47,673.90	
10:45:17	173611	-60912	Short C	622773	92430		449162	153342	Bullish	Bullish		3.59	21,454.15	10:45:17	421999	23835		547622	74455		125623	50620	Bullish	Bullish		1.3	47,733.05	
11:00:16	168567	-5044	Short C	652463	29690		483896	34734	Bullish	Bearish		3.87	21,446.00	11:00:16	409017	-12982	Short C	595909	48287		186892	61269	Bullish	Bearish		1.46	47,722.50	
11:15:17	175065	6498		678004	25541		502939	19043	Bullish	Bullish		3.87	21,457.40	11:15:17	458749	49732		619467	23558		160718	-26174	Bullish	Bearish		1.35	47,709.90	
11:30:17	186271	11206		689818	11814		503547	608	Bullish	Bearish		3.7	21,451.05	11:30:17	482335	23586		638911	19444		156576	-4142	Bullish	Bearish		1.32	47,691.50	
11:45:16	189909	3638		685728	-4090	Long UW	495819	-7728	Bullish	Bullish		3.61	21,454.65	11:45:16	503655	21320		638820	-91		135165	-21411	Bullish	Bullish		1.27	47,726.85	
12:00:18	193266	3357		697424	11696		504158	8339	Bullish	Bullish		3.61	21,462.40	12:00:18	519218	15563		668234	29414		149016	13851	Bullish	Bearish		1.29	47,712.05	
12:15:16	189715	-3551	Short C	714403	16979		524688	20530	Bullish	Bullish		3.77	21,466.10	12:15:16	537573	18355		676026	7792		138453	-10563	Bullish	Bearish		1.26	47,704.10	
12:30:16	184791	-4924	Short C	717754	3351		532963	8275	Bullish	Bearish		3.88	21,459.95	12:30:16	431884	-105689	Short C	724994	48968		293110	154657	Bullish	Bullish		1.68	47,766.65	
12:45:17	181646	-3145	Short C	741811	24057		560165	27202	Bullish	Bearish		4.08	21,440.70	12:45:17	470250	38366		721759	-3235	Long UW	251509	-41601	Bullish	Bearish		1.53	47,754.10	
13:00:16	197900	16254		703989	-37822	Long UW	506089	-54076	Bullish	Bullish		3.56	21,442.25	13:00:16	503749	33499		700345	-21414	Long UW	196596	-54913	Bullish	Bearish		1.39	47,735.55	
13:15:16	194735	-3165	Short C	670531	-33458	Long UW	475796	-30293	Bullish	Bearish		3.44	21,440.15	13:15:16	509149	5400		673851	-26494	Long UW	164702	-31894	Bullish	Bearish		1.32	47,705.20	
13:30:16	201703	6968		668617	-1914	Long UW	466914	-8882	Bullish	Bearish		3.31	21,439.10	13:30:16	519446	10297		705920	32069		186474	21772	Bullish	Bullish		1.36	47,714.05	
13:45:17	203320	1617		677214	8597		473894	6980	Bullish	Bullish		3.33	21,448.90	13:45:17	532934	13488		732455	26535		199521	13047	Bullish	Bullish		1.37	47,757.65	
14:00:16	204721	1401		681874	4660		477153	3259	Bullish	Bearish		3.33	21,441.95	14:00:16	534687	1753		745646	13191		210959	11438	Bullish	Bearish		1.39	47,757.00	
14:15:16	204193	-528		683658	1784		479465	2312	Bullish	Bearish		3.35	21,429.40	14:15:16	519178	-15509	Short C	761440	15794		242262	31303	Bullish	Bearish		1.47	47,712.40	
14:30:16	205919	1726		655256	-28402	Long UW	449337	-30128	Bullish	Bullish		3.18	21,457.60	14:30:16	431617	-87561	Short C	792723	31283		361106	118844	Bullish	Bullish		1.84	47,788.05	
14:45:16	214391	8472		653991	-1265	Long UW	439600	-9737	Bullish	Bearish		3.05	21,437.50	14:45:16	451520	19903		737313	-55410	Long UW	285793	-75313	Bullish	Bearish		1.63	47,744.60	
15:00:16	225040	10649		632617	-21374	Long UW	407577	-32023	Bullish	Bearish		2.81	21,427.75	15:00:16	456674	5154		701752	-35561	Long UW	245078	-40715	Bullish	Bearish		1.54	47,693.50	
15:15:16	203254	-21786	Short C	556299	-76318	Long UW	353045	-54532	Bullish	Bullish		2.74	21,436.70	15:15:16	433711	-22963	Short C	599141	-102611	Long UW	165430	-79648	Bullish	Bullish		1.38	47,707.45	
15:30:16	153361	-49893	Short C	532260	-24039	Long UW	378899	25854	Bullish	Bullish		3.47	21,454.85	15:30:16	311656	-122055	Short C	483946	-115195	Long UW	172290	6860	Bullish	Bullish		1.55	47,770.90	

Bank Nifty Component						Nifty Component					
Sr No	Name	LTP	Prev Cl	Change	Gainer	Sr No	Name	LTP	Prev Cl	Change	Gainer
1	HDFC Bank	1,682.45	1,670.85	11.60	11	1	RELIANCE	2579.00	2565.05	13.95	42
2	ICICI Bank	995.10	994.30	0.80	Looser	2	HDFCBANK	1684.10	1670.85	13.25	Looser
3	SBI	638.05	636.75	1.30	1	3	INFY	1544.35	1562.90	-18.55	9
4	Kotak Mahindra Bank	1,886.85	1,860.50	26.35		4	ICICIBANK	995.75	994.30	1.45	
5	Axis Bank	1,094.25	1,088.30	5.95		5	TCS	3798.10	3824.00	-25.90	
6	IndusInd Bank	1,570.80	1,562.35	8.45		6	KOTAKBANK	1886.10	1860.50	25.60	
7	Bank of Baroda Ltd	225.35	223.60	1.75		7	HINDUNILVR	2588.90	2575.60	13.30	
8	AU Small Finance Bank	768.55	765.45	3.10		8	AXISBANK	1093.95	1088.30	5.65	
9	Federal Bank	154.20	154.00	0.20		9	LT	3491.00	3477.95	13.05	
10	IDFC First Bank	88.50	88.45	0.05		10	ITC	457.05	455.20	1.85	
11	Bandhan Bank	236.30	234.80	1.50		11	SBIN	638.50	636.75	1.75	
12	Punjab National Bank	88.50	89.25	-0.75		12	BAJFINANCE	7168.95	7295.30	-126.35	
						13	ASIANPAINT	3384.90	3341.30	43.60	
						14	BHARTIARTL	1000.00	989.55	10.45	
						15	HCLTECH	1456.90	1462.70	-5.80	
						16	MARUTI	10277.00	10217.15	59.85	
						17	TATASTEEL	135.40	133.55	1.85	
						18	WIPRO	469.30	462.65	6.65	
						19	ULTRACEMCO	10020.00	9969.00	51.00	
						20	M&M	1660.95	1634.25	26.70	
						21	BAJAJFINSV	1650.95	1672.05	-21.10	
						22	SUNPHARMA	1243.10	1243.65	-0.55	
						23	TITAN	3660.00	3627.35	32.65	
						24	TECHM	1280.55	1275.15	5.40	
						25	DRREDDY	5639.05	5627.70	11.35	
						26	JSWSTEEL	855.35	855.30	0.05	
						27	NESTLEIND	25550.00	25368.45	181.55	
						28	INDUSINDBK	1572.20	1562.35	9.85	
						29	TATAMOTORS	720.00	724.70	-4.70	
						30	POWERGRID	233.05	231.75	1.30	
						31	GRASIM	2079.95	2046.20	33.75	
						32	HDFCLIFE	639.05	639.85	-0.80	
						33	DIVISLAB	3863.00	3694.95	168.05	
Common Stocks & its Weightage in Nifty50 & Bank Nifty											
	Sr no	Common Stocks	Nifty50	Bank Nifty							
	1	HDFCBANK	8.87	26.30							
	2	ICICIBANK	8.00	24.67							
	3	AXISBANK	2.29	12.18							
	4	SBIN	2.66	11.03							
	5	KOTAKBANK	3.91	10.63							
	6	INDUSINDBK	0.80	5.44							
			26.53	90.25							
Fin Nifty Component											
Sr No	Name	LTP	Prev Cl	Change	Gainer						
1	IEX	156.25	152.55	3.70	10						
2	SBICARD	769.50	773.15	-3.65	Looser						
3	ICICIGI	1,415.55	1,422.60	-7.05	10						
4	LICHSGFIN	515.50	517.30	-1.80							
5	BAJFINANCE	7,168.95	7,295.30	-126.35							
6	SBILIFE	1,397.60	1,394.30	3.30							
7	AXISBANK	1,093.95	1,088.30	5.65							

8	BAJAJFINSV	1,650.95	1,672.05	-21.10			34	NTPC	309.90	302.80	7.10
9	SBIN	638.50	636.75	1.75			35	HINDALCO	580.35	570.45	9.90
10	ICICIBANK	995.75	994.30	1.45			36	BAJAJ-AUTO	6471.95	6372.10	99.85
11	MUTHOOTFIN	1,451.90	1,475.10	-23.20			37	ADANI PORTS	1027.90	1027.50	0.40
12	KOTAKBANK	1,886.10	1,860.50	25.60			38	CIPLA	1244.75	1235.60	9.15
13	CHOLAFIN	1,247.95	1,250.80	-2.85			39	TATA CONSUM	1007.55	992.80	14.75
14	HDFCBANK	1,684.10	1,670.85	13.25			40	SBILIFE	1397.60	1394.30	3.30
15	RECLTD	419.65	406.60	13.05			41	BPCL	451.70	446.65	5.05
16	HDFCLIFE	639.05	639.85	-0.80			42	UPL	586.95	581.65	5.30
17	ICICIPRULI	524.00	518.95	5.05			43	BRITANNIA	5238.85	5161.10	77.75
18	SHRIRAMFIN	2,038.00	2,055.45	-17.45			44	ONGC	207.50	203.95	3.55
19	PFC	392.50	386.90	5.60			45	EICHERMOT	4038.85	4006.05	32.80
20	HDFCAMC	3,195.15	3,221.50	-26.35			46	HEROMOTOCO	4051.20	3935.70	115.50
							47	ADANI ENT	2877.05	2808.35	68.70
							48	COALINDIA	366.25	363.25	3.00
							49	APOLLOHOSP	5633.25	5541.40	91.85
							50	LTIM	6270.00	6229.10	40.90

Sectors	Per % Change	Ranking			1 - Oil & Gas		2 - Pharma		3 - Automobile		4 - FMCG	
Oil & Gas	32.97%	1	Rank	Stock Name	LTP	Stock Name	LTP	Stock Name	LTP	Stock Name	LTP	
Pharma	24.13%	2	1	CASTROLIND	184.3 (21.75)	LAURUSLABS	435.2 (20.65)	HEROMOTOCO	4051.2 (115.5)	COLPAL	2460.05 (53.4)	
Automobile	17.02%	3	2	HINDPETRO	384.4 (15.1)	DIVISLAB	3863 (168.05)	BHARATFORG	1229 (27.25)	GODREJCP	1092.5 (18.25)	
FMCG	15.59%	4	3	IOC	128.15 (4.45)	GRANULES	397.3 (11.5)	M&M	1660.95 (26.7)	BRITANNIA	5238.85 (77.75)	
Metal	14.76%	5	4	OIL	382 (8.75)	TORNTPHARM	2280 (57.5)	TVSMOTOR	1999.6 (32.1)	TATACONSUM	1007.55 (14.75)	
Banking	5.37%	6	5	GAIL	154.4 (2.9)	BIOCON	251.7 (5.4)	BAJAJ-AUTO	6471.95 (99.85)	UBL	1709.25 (24.65)	
Media	0.30%	7	6	ONGC	207.5 (3.55)	NATCOPHARM	807.05 (14.85)	ASHOKLEY	174.35 (2.35)	EMAMILTD	501.85 (7.1)	
Consumer Durables	0.04%	8	7	GSPL	297.65 (3.75)	LUPIN	1287.4 (22.3)	MOTHERSON	96 (1.2)	MARICO	529.5 (6.65)	
Realty	-0.74%	9	8	BPCL	451.7 (5.05)	ALKEM	4988 (73.6)	BOSCHLTD	21876.85 (242.9)	PGHH	17187.4 (186.15)	
IT	-1.81%	10	9	GUJGASLTD	451.5 (4.15)	GLAND	1890 (22.6)	TIINDIA	3624.25 (36.15)	VBL	1249.85 (11.25)	
Company Name	Sector	Symbol	O=H (Bearish)	O=L (Bullish)	LTP	Change	Per % Change	Prev Cl	Open	High	Low	
AU Small Finance Bank Ltd.	Banking	AUBANK			769.8	4.35	0.57%	765.45	768.6	772.3	762.2	
Axis Bank Ltd.	Banking	AXISBANK			1093.95	5.65	0.52%	1088.3	1091.2	1100.65	1086.7	
Bandhan Bank Ltd.	Banking	BANDHANBNK			236.3	1.5	0.64%	234.8	236	237.15	233.1	
Bank of Baroda	Banking	BANKBARODA		O=L	225.25	1.65	0.74%	223.6	222.9	226.65	222.9	
Federal Bank Ltd.	Banking	FEDERALBNK			154.2	0.2	0.13%	154	154.05	155.4	153.25	
HDFC Bank Ltd.	Banking	HDFCBANK			1684.1	13.25	0.79%	1670.85	1673.25	1685.95	1668.55	
ICICI Bank Ltd.	Banking	ICICIBANK			995.75	1.45	0.15%	994.3	994.9	997.5	989.9	
IDFC First Bank Ltd.	Banking	IDFCFIRSTB			88.6	0.15	0.17%	88.45	88.7	89	88	
IndusInd Bank Ltd.	Banking	INDUSINDBK			1572.2	9.85	0.63%	1562.35	1562.95	1582.75	1557	
Kotak Mahindra Bank Ltd.	Banking	KOTAKBANK			1886.1	25.6	1.38%	1860.5	1867	1899	1857.15	
Punjab National Bank	Banking	PNB			88.7	-0.55	-0.62%	89.25	90	90.25	88.25	
State Bank of India	Banking	SBIN			638.5	1.75	0.27%	636.75	638.85	641.3	635.65	
Ashok Leyland Ltd.	Automobile	ASHOKLEY			174.35	2.35	1.37%	172	173.25	174.9	172.5	
Bajaj Auto Ltd.	Automobile	BAJAJ-AUTO			6471.95	99.85	1.57%	6372.1	6379.85	6475	6370.05	
Balkrishna Industries Ltd.	Automobile	BALKRISIND			2515.65	14.05	0.56%	2501.6	2510	2552.7	2486.65	
Bharat Forge Ltd.	Automobile	BHARATFORG			1229	27.25	2.27%	1201.75	1205.05	1230	1202.05	
Bosch Ltd.	Automobile	BOSCHLTD			21876.85	242.9	1.12%	21633.95	21644.4	21998	21562.95	
Eicher Motors Ltd.	Automobile	EICHERMOT			4038.85	32.8	0.82%	4006.05	4024.8	4069.65	4012	
Hero MotoCorp Ltd.	Automobile	HEROMOTOCO			4051.2	115.5	2.93%	3935.7	3949.95	4079	3935.1	
MRF Ltd.	Automobile	MRF			120434.3	890	0.74%	119544.3	120280	120499	119701	
Mahindra & Mahindra Ltd.	Automobile	M&M			1660.95	26.7	1.63%	1634.25	1640.9	1669	1634.5	
Maruti Suzuki India Ltd.	Automobile	MARUTI			10277	59.85	0.59%	10217.15	10270	10281.2	10114.7	
Samvardhana Motherson International Ltd.	Automobile	MOTHERSON			96	1.2	1.27%	94.8	95	96.55	94.35	
Sona BLW Precision Forgings Ltd.	Automobile	SONACOMS			577.95	0.95	0.16%	577	579.95	589.8	576	
TVS Motor Company Ltd.	Automobile	TVSMOTOR		O=L	1999.6	32.1	1.63%	1967.5	1967.5	2010.9	1967.5	
Tata Motors Ltd.	Automobile	TATAMOTORS			720	-4.7	-0.65%	724.7	727.4	727.5	716.6	
Tube Investments of India Ltd.	Automobile	TIINDIA			3624.25	36.15	1.01%	3588.1	3588.1	3675	3582.2	
Britannia Industries Ltd.	FMCG	BRITANNIA			5238.85	77.75	1.51%	5161.1	5155	5244.5	5146	
Colgate Palmolive (India) Ltd.	FMCG	COLPAL			2460.05	53.4	2.22%	2406.65	2406.65	2462	2397.4	
Dabur India Ltd.	FMCG	DABUR			530.8	1.5	0.28%	529.3	530	534.8	529	
Emami Ltd.	FMCG	EMAMILTD			501.85	7.1	1.44%	494.75	497.5	513	493.4	
Godrej Consumer Products Ltd.	FMCG	GODREJCP			1092.5	18.25	1.70%	1074.25	1080	1096	1074.25	
Hindustan Unilever Ltd.	FMCG	HINDUNILVR			2588.9	13.3	0.52%	2575.6	2575.6	2591.65	2567.05	
ITC Ltd.	FMCG	ITC			457.05	1.85	0.41%	455.2	456.05	458.9	454.7	

Marico Ltd.	FMCG	MARICO		529.5	6.65	1.27%	522.85	527	531.3	524.4
Nestle India Ltd.	FMCG	NESTLEIND		25550	181.55	0.72%	25368.45	25486	25600	25365
Procter & Gamble Hygiene & Health Care Lt	FMCG	PGHH		17187.4	186.15	1.09%	17001.25	16929.05	17501.9	16927.6
Radico Khaitan Ltd	FMCG	RADICO		1609.5	7	0.44%	1602.5	1620	1637.95	1606.35
Tata Consumer Products Ltd.	FMCG	TATACONSUM		1007.55	14.75	1.49%	992.8	993	1017	992.8
United Breweries Ltd.	FMCG	UBL		1709.25	24.65	1.46%	1684.6	1700	1714	1688.85
United Spirits Ltd.	FMCG	MCDOWELL-N		1077.55	1.55	0.14%	1076	1097.3	1108.9	1072.2
Varun Beverages Ltd.	FMCG	VBL		1249.85	11.25	0.91%	1238.6	1257	1257.8	1233
Coforge Ltd.	IT	COFORGE		6271.35	-18.85	-0.30%	6290.2	6300	6342.7	6245
HCL Technologies Ltd.	IT	HCLTECH		1456.9	-5.8	-0.40%	1462.7	1462.7	1467.35	1442.15
Infosys Ltd.	IT	INFY		1544.35	-18.55	-1.19%	1562.9	1535	1548	1523
L&T Technology Services Ltd.	IT	LTTS		5201.25	-3.3	-0.06%	5204.55	5224.8	5250	5177.2
LTIMindtree Ltd.	IT	LTIM		6270	40.9	0.66%	6229.1	6240	6288.25	6206.1
Mphasis Ltd.	IT	MPHASIS		2720	-18.4	-0.67%	2738.4	2745	2752.8	2694.35
Persistent Systems Ltd.	IT	PERSISTENT		7355	-76.35	-1.03%	7431.35	7450	7455	7325
Tata Consultancy Services Ltd.	IT	TCS		3798.1	-25.9	-0.68%	3824	3819.85	3834	3790.15
Tech Mahindra Ltd.	IT	TECHM		1280.55	5.4	0.42%	1275.15	1275	1288.75	1260.55
Wipro Ltd.	IT	WIPRO		469.3	6.65	1.44%	462.65	454	475.8	448.35
Dish TV India Ltd.	Media	DISHTV	O=H	19.35	-0.4	-2.03%	19.75	19.85	19.85	19.1
Hathway Cable & Datacom Ltd.	Media	HATHWAY		22.05	0	0.00%	22.05	22.1	22.9	21.95
Inox Leisure Ltd.	Media	INOXLEISUR	O=H	0	0	0.00%	0	0	0	0
Navneet Education Ltd.	Media	NAVNETEDUL	O=L	145.75	3.2	2.24%	142.55	142.55	146.65	141.95
Nazara Technologies Ltd.	Media	NAZARA		856.7	-19.05	-2.18%	875.75	875.9	882	852.05
Network18 Media & Investments Ltd.	Media	NETWORK18	O=L	88.7	2.6	3.02%	86.1	88	92.3	88
PVR Ltd.	Media	PVR	O=H	0	0	0.00%	0	0	0	0
Sun TV Network Ltd.	Media	SUNTV	O=L	711.35	-14.2	-1.96%	725.55	723	731.9	708.9
TV18 Broadcast Ltd.	Media	TV18BRDCST		52.15	1.15	2.25%	51	52.25	53.75	52
Zee Entertainment Enterprises Ltd.	Media	ZEEL		264.7	-2.85	-1.07%	267.55	267.8	270.25	261.9
APL Apollo Tubes Ltd.	Metal	APLAPOLLO		1589.45	1.3	0.08%	1588.15	1593.9	1605.05	1587.05
Adani Enterprises Ltd.	Metal	ADANIEN		2877.05	68.7	2.45%	2808.35	2817	2893.75	2800.1
Hindalco Industries Ltd.	Metal	HINDALCO		580.35	9.9	1.74%	570.45	574.95	580.85	570.5
Hindustan Copper Ltd.	Metal	HINDCOPPER	O=L	232.95	6.35	2.80%	226.6	229	238.25	229
Hindustan Zinc Ltd.	Metal	HINDZINC		311.5	1.6	0.52%	309.9	311.05	312.9	310
JSW Steel Ltd.	Metal	JSWSTEEL		855.35	0.05	0.01%	855.3	857.5	863	849.95
Jindal Stainless Ltd.	Metal	JSL		556.2	7.1	1.29%	549.1	551.4	559.95	544
Jindal Steel & Power Ltd.	Metal	JINDALSTEL		729.55	3.15	0.43%	726.4	735	739.15	727
MOIL Ltd.	Metal	MOIL		306.8	0.5	0.16%	306.3	307	312	304.55
National Aluminium Co. Ltd.	Metal	NATIONALUM		115.15	0.05	0.04%	115.1	116.5	117.55	114.7
Ratnamani Metals & Tubes Ltd.	Metal	RATNAMANI		3418.9	-16	-0.47%	3434.9	3436	3515	3396
Steel Authority of India Ltd.	Metal	SAIL		113.75	1	0.89%	112.75	113.65	114.2	111.3
Tata Steel Ltd.	Metal	TATASTEEL		135.4	1.85	1.39%	133.55	134.7	136.1	134.45
Vedanta Ltd.	Metal	VEDL		261.7	1.95	0.75%	259.75	262	262.9	259.55
Welspun Corp Ltd.	Metal	WELCORP		544.8	14.25	2.69%	530.55	530.55	548	520.3
Abbott India Ltd.	Pharma	ABBOTINDIA		22498	-106	-0.47%	22604	22599.95	22670	22239.05
Alkem Laboratories Ltd.	Pharma	ALKEM		4988	73.6	1.50%	4914.4	4916.45	4997	4901.1
Aurobindo Pharma Ltd.	Pharma	AUROPHARMA		1062.9	-3.5	-0.33%	1066.4	1063.75	1081	1046.15
Biocon Ltd.	Pharma	BIOCON		251.7	5.4	2.19%	246.3	248	252	247.75

Cipla Ltd.	Pharma	CIPLA		1244.75	9.15	0.74%	1235.6	1240	1250	1231.85
Divi's Laboratories Ltd.	Pharma	DIVISLAB		3863	168.05	4.55%	3694.95	3699.05	3897	3694
Dr. Reddy's Laboratories Ltd.	Pharma	DRREDDY		5639.05	11.35	0.20%	5627.7	5627.5	5695	5602.55
Gland Pharma Ltd.	Pharma	GLAND		1890	22.6	1.21%	1867.4	1885	1904.45	1856.8
Glaxosmithkline Pharmaceuticals Ltd.	Pharma	GLAXO		1764.9	10.85	0.62%	1754.05	1755	1775.1	1748.25
Glenmark Pharmaceuticals Ltd.	Pharma	GLENMARK		843	3.7	0.44%	839.3	839	852	830.55
Granules India Ltd.	Pharma	GRANULES		397.3	11.5	2.98%	385.8	387	399	386.55
Ipca Laboratories Ltd.	Pharma	IPCALAB		1058.45	-4.2	-0.40%	1062.65	1065	1074.9	1055.15
Laurus Labs Ltd.	Pharma	LAURUSLABS		435.2	20.65	4.98%	414.55	418.75	436.7	415.85
Lupin Ltd.	Pharma	LUPIN		1287.4	22.3	1.76%	1265.1	1268.8	1288	1266.1
NATCO Pharma Ltd.	Pharma	NATCOPHARM		807.05	14.85	1.87%	792.2	796.4	816	788.05
Pfizer Ltd.	Pharma	PFIZER	O=H	4230	9.7	0.23%	4220.3	4250	4250	4203.7
Sanofi India Ltd.	Pharma	SANOFI		8004.1	-5.35	-0.07%	8009.45	8040	8049.9	7985
Sun Pharmaceutical Industries Ltd.	Pharma	SUNPHARMA		1243.1	-0.55	-0.04%	1243.65	1243.65	1250	1239.3
Torrent Pharmaceuticals Ltd.	Pharma	TORNTPHARM		2280	57.5	2.59%	2222.5	2223.9	2289.65	2223
Zydus Lifesciences Ltd.	Pharma	ZYDUSLIFE		677	-2.95	-0.43%	679.95	679	686.85	674.5
Brigade Enterprises Ltd.	Realty	BRIGADE		866.95	-1.85	-0.21%	868.8	868.1	874.2	847
DLF Ltd.	Realty	DLF		714	-1.95	-0.27%	715.95	719.55	722.2	711.65
Godrej Properties Ltd.	Realty	GODREJPROP		1982.1	10.4	0.53%	1971.7	1987.3	2005	1976.25
Indiabulls Real Estate Ltd.	Realty	IBREALEST		89.75	0.35	0.39%	89.4	89.4	91.6	89.15
Macrotech Developers Ltd.	Realty	LODHA		952	14.8	1.58%	937.2	937.4	955	922
Oberoi Realty Ltd.	Realty	OBEROIRLTY		1404.8	-2.25	-0.16%	1407.05	1408.8	1421.7	1395.65
Phoenix Mills Ltd.	Realty	PHOENIXLTD		2295.75	-2.75	-0.12%	2298.5	2324.85	2325	2248.05
Prestige Estates Projects Ltd.	Realty	PRESTIGE		1119	4.1	0.37%	1114.9	1115.5	1129.55	1111
Sobha Ltd.	Realty	SOBHA		1015.4	-12.15	-1.18%	1027.55	1045	1050	1008.3
Sunteck Realty Ltd.	Realty	SUNTECK		421.6	-7.1	-1.66%	428.7	430.8	434.5	420.4
Amber Enterprises India Ltd.	Consumer Durat	AMBER		3041.2	-10.35	-0.34%	3051.55	3063	3066.85	3037.15
Bata India Ltd.	Consumer Durat	BATAINDIA		1616	-4.9	-0.30%	1620.9	1620.9	1626.65	1608.55
Blue Star Ltd.	Consumer Durat	BLUESTARCO	O=H	949.95	-1.3	-0.14%	951.25	959.6	959.6	926
Crompton Greaves Consumer Electricals Ltd.	Consumer Durat	CROMPTON		299.95	-1.85	-0.61%	301.8	303	304.6	299.2
Dixon Technologies (India) Ltd.	Consumer Durat	DIXON		6452	-26.35	-0.41%	6478.35	6460	6516.95	6413
Havells India Ltd.	Consumer Durat	HAVELLS	O=L	1361.2	9.4	0.70%	1351.8	1349	1364.65	1349
Kajaria Ceramics Ltd.	Consumer Durat	KAJARIACER		1366	-17.1	-1.24%	1383.1	1390.4	1399.65	1362
Orient Electric Ltd.	Consumer Durat	ORIENTELEC	O=H	229.85	-1.1	-0.48%	230.95	232.8	232.8	228.75
Rajesh Exports Ltd.	Consumer Durat	RAJESHXPO		361	1.85	0.52%	359.15	362.9	363.5	356.2
Relaxo Footwears Ltd.	Consumer Durat	RELAXO		895.05	-3.1	-0.35%	898.15	901.9	905.9	893
TTK Prestige Ltd.	Consumer Durat	TTKPRESTIG		742.4	2.7	0.37%	739.7	743.4	749	739
Titan Company Ltd.	Consumer Durat	TITAN		3660	32.65	0.90%	3627.35	3635	3665	3623.45
V-Guard Industries Ltd.	Consumer Durat	VGUARD		290.9	-2.3	-0.78%	293.2	293.25	294.9	289.55
Voltas Ltd.	Consumer Durat	VOLTAS		965.75	18.15	1.92%	947.6	950	968.5	948
Whirlpool of India Ltd.	Consumer Durat	WHIRLPOOL		1363.15	3.9	0.29%	1359.25	1366	1367.9	1360
Adani Total Gas Ltd.	Oil & Gas	ATGL		1001	4.7	0.47%	996.3	1001.45	1007.7	987
Aegis Logistics Ltd.	Oil & Gas	AEGISCHEM		364.95	0.95	0.26%	364	366	368.9	360.95
Bharat Petroleum Corporation Ltd.	Oil & Gas	BPCL		451.7	5.05	1.13%	446.65	448	456.5	444.5
Castrol India Ltd.	Oil & Gas	CASTROLIND		184.3	21.75	13.38%	162.55	164.9	186	164.2
GAIL (India) Ltd.	Oil & Gas	GAIL		154.4	2.9	1.91%	151.5	152.45	157.7	151.4
Gujarat Gas Ltd.	Oil & Gas	GUJGASLTD		451.5	4.15	0.93%	447.35	449.8	456.95	447.05

Gujarat State Petronet Ltd.	Oil & Gas	GSPL				297.65	3.75	1.28%	293.9	295	298.6	293.5
Hindustan Petroleum Corporation Ltd.	Oil & Gas	HINDPETRO				384.4	15.1	4.09%	369.3	370.9	392	366.8
Indian Oil Corporation Ltd.	Oil & Gas	IOC				128.15	4.45	3.60%	123.7	123.9	128.5	123.6
Indraprastha Gas Ltd.	Oil & Gas	IGL				411.7	3.65	0.89%	408.05	408.65	413.45	408.15
Mahanagar Gas Ltd.	Oil & Gas	MGL				1189.65	-5.05	-0.42%	1194.7	1196.1	1209.95	1180.25
Oil & Natural Gas Corporation Ltd.	Oil & Gas	ONGC				207.5	3.55	1.74%	203.95	204.5	208.5	203.65
Oil India Ltd.	Oil & Gas	OIL				382	8.75	2.34%	373.25	376.9	393.9	369.65
Petronet LNG Ltd.	Oil & Gas	PETRONET				215.95	1.75	0.82%	214.2	215.3	217.4	214.7
Reliance Industries Ltd.	Oil & Gas	RELIANCE				2579	13.95	0.54%	2565.05	2568	2591.95	2562.7

Top 15 Bearish Stocks | Sell !!! Sell !! Sell!!!

Symbol	Sector	O=H	Per %	LTP	OPEN	HIGH	LOW	for STBT sell after 3 pm						
RBLBANK (F&O)	Financial Services		-4.39%	260.5 (-11.95)	278.5	278.7	259.75							
KAYNES	Capital Goods	O=H	-4.21%	2628 (-115.5)	2725.05	2725.05	2601							
VMART	Consumer Services		-4.17%	2016.7 (-87.75)	2110	2110.45	2011.75							
IONEXCHANG	Construction	O=H	-3.85%	578.8 (-23.2)	608.9	608.9	574.1							
PDSL	Textiles	O=H	-3.49%	540 (-19.5)	558	558	533							
HOMEFIRST	Financial Services		-3.45%	960.3 (-34.3)	994.6	1013.5	954.2							
STYRENIX	Chemicals		-3.13%	1455 (-47.05)	1502.2	1512	1446.95							
LANDMARK	Automobile		-2.87%	788 (-23.3)	811.95	813.95	778.35							
LGBBROSLTD	Automobile		-2.74%	1276 (-36)	1318	1339.7	1271.45							
NAM-INDIA	Financial Services		-2.62%	443.35 (-11.95)	455.3	457.25	440.8							
MASFIN	Financial Services		-2.61%	853.35 (-22.85)	876.2	884.95	851.95							
AMIORG	Healthcare		-2.53%	1170 (-30.4)	1205	1212.95	1166.6							
PVRINOX (F&O)	Media Ent & Publication		-2.46%	1659 (-41.8)	1710.1	1721	1655							
CHEMPLASTS	Chemicals		-2.40%	500.7 (-12.3)	522	524.4	500.4							
MTARTECH	Capital Goods		-2.35%	2184 (-52.65)	2237	2244.65	2165.25							

Top 15 Bullish Stocks | Buy !!! Buy !!! Buy !!!

Symbol	Sector	O=L	Per %	LTP	OPEN	HIGH	LOW	for BTST buy after 3 pm						
JKIL	Construction		20.00%	593.5 (98.9)	565	593.5	545.95							
MSTCLTD	Services		13.52%	644.8 (76.8)	573	670	568.75							
SOLARA	Healthcare		13.36%	373 (43.95)	329.2	384	329.1							
NLCINDIA	Power		12.64%	252.2 (28.3)	226	254.75	225.8							
HERITGFOOD	FMCG		12.52%	304.3 (33.85)	271.4	305.9	271							
ALKYLAMINE	Chemicals		11.69%	2574.35 (269.5)	2319.9	2606.65	2314.7							
BALAMINES	Chemicals		11.41%	2635 (269.8)	2410	2650	2395.5							
BBTC	FMCG		10.74%	1471.1 (142.7)	1330.55	1499	1322.4							
SURYAROSNI	Capital Goods		9.51%	663.7 (57.65)	615.9	665	612.15							
TIRUMALCHM	Chemicals		8.82%	227 (18.4)	209.65	228.55	209.2							
MAZDOCK	Capital Goods		8.15%	2294.25 (172.85)	2128	2332	2125.05							
TEGA	Capital Goods		7.68%	1172.4 (83.65)	1099.55	1219.65	1089.7							
BDL	Capital Goods		7.43%	1688 (116.75)	1587	1726.95	1580.3							
SUPRIYA	Healthcare		7.27%	318.65 (21.6)	300	318.65	299.5							
TATACHEM (F&O)	Chemicals		7.24%	1096 (73.95)	1027	1102	1020.7							

www.oideer.com

Tool Subscription Link:

<https://www.oideer.com/subscription-plan/>

1 Day Expiry Spacial Tool Link free to all (Activated only on Expiry Day):

<https://www.oideer.com/oidata-sheet/>

Daily Oi Report (PDF):

<https://www.oideer.com/pdf/>

Learning Videos:

<https://www.oideer.com/training-videos/>

FII-DII Data (Participant wise data):

<https://www.oideer.com/fii-dii-data/>