

20-Dec-2023 Participant Wise OI		21-Dec-2023 Participant Wise OI	
Contracts		Contracts	Change
FII Net Index Future OI	85449	FII Net Index Future OI	4333
DII Net Index Future OI	29268	DII Net Index Future OI	2216
Pro Net Index Future OI	-31922	Pro Net Index Future OI	5878
Retail Net Index Future OI	-82795	Retail Net Index Future OI	-12427

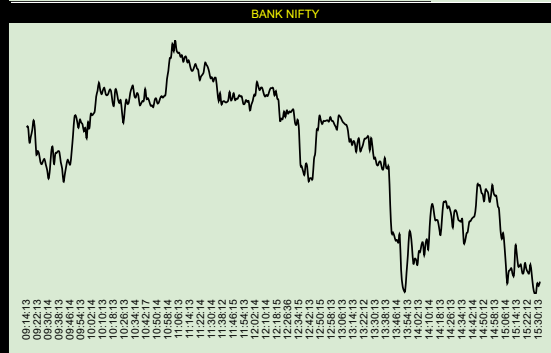
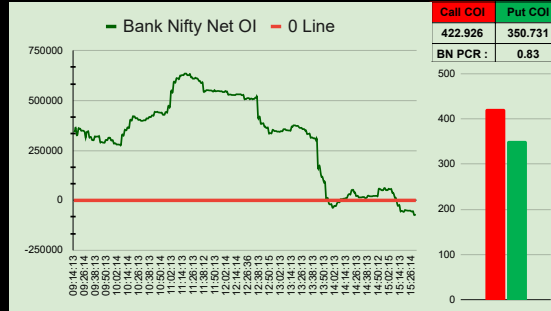
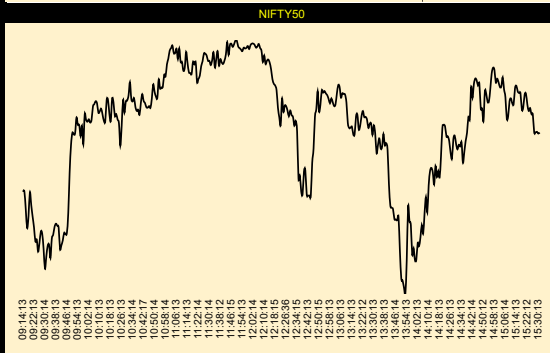
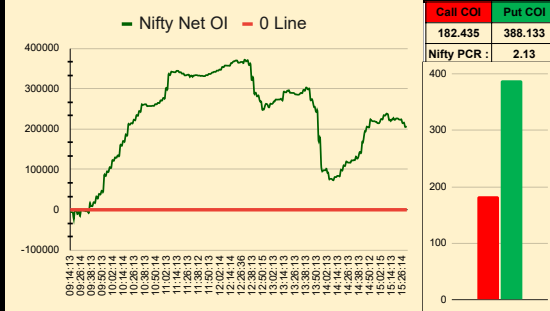


NIFTY50		India VIX 13.71	BANK NIFTY		
Current Expiry	2023-12-28		Current Expiry	2023-12-28	
Nifty Prev. CI	21,255.05		BN Prev. CI	47,840.15	
Nifty50 Open	21,295.85	40.80	BN Open	47,837.75	-2.40
Nifty50 High	21,390.50		BN High	48,071.40	
Nifty50 Low	21,232.45		BN Low	47,415.85	
Nifty50 Spot LTP	21,349.40	53.55	BN Spot LTP	47,491.85	-345.90
Nifty50 VWAP Diff	3.38	Bullish	BN VWAP Diff	-331.43	Bearish
Nifty Expected Day High	21,448.60	58.10	BN Expected Day High	48,181.00	109.60
Nifty Expected Day Low	21,143.10	89.35	BN Expected Day Low	47,494.50	-78.65
Max Call OI (Resistance)	21500	164,321	Max Call OI (Resistance)	48000	194,895
Max Put OI (Support)	21000	199,091	Max Put OI (Support)	47000	141,354
Nifty50 SRR is	Bullish	1.21	Bank Nifty SRR is	Bearish	0.73
SRR Says 21000 Strike is Strong Support			SRR Says 48000 Strike is Strong Resistance		

CALL COI	PCR	PUT COI	CALL COI	PCR	PUT COI
182435	2.13	388133	422926	0.83	350731
Price Action	NET OI	VWAP Diff	Price Action	NET OI	VWAP Diff
Bearish	Bullish	3.38	Bearish	Bearish	-331.43


Global Markets					
US	US	Canada	LONDON	JAPAN	CHINA
Dow Jones	Nasdaq	S&P/TSX	FTSE 100	Nikkei 225	Hang Seng
37,404.35	14,963.87	20,765.73	7,699.24	33,169.05	16,326.00
+322.35(0.87%)	+185.92(1.26%)	+164.92(0.8%)	+4.51(0.06%)	+9.53(0.03%)	-295(-1.77%)


22-Dec-2023 15:35:06 OIDeer.com					
Strike	Open Interest	Strike	Open Interest	Strike	Open Interest
Call Writer (OTM)	21500	164521	Call Writer (OTM)	47800	73347
Call Writer (OTM)	21450	36310	Call Writer (OTM)	47700	53952
Call Writer (OTM)	21400	88602	Call Writer (OTM)	47600	64701
Call Writer (ATM)	21350	45000	Call Writer (ATM)	47500	100433
21,349.40	Total	334233	47,491.85	Total	292433
Put Writer (ATM)	21350	46081	Put Writer (ATM)	47500	123691
Put Writer (OTM)	21300	123475	Put Writer (OTM)	47400	51202
Put Writer (OTM)	21250	54135	Put Writer (OTM)	47300	52077
Put Writer (OTM)	21200	123489	Put Writer (OTM)	47200	46635
	Total	347180	Total	273605	





Top 15 Bearish Stocks Sell !!! Sell !!! Sell !!!						for STBT sell after 3 pm				
Symbol	Sector	O=H	LTP	OPEN	HIGH	LOW				
VBL	FMCG	O=H	1239.7 (-51.6)	1291.3	1291.3	1225.55				
IIFL	Financial Services	O=H	574 (-21.15)	581.05	604.25	552.25				
GAEL	FMCG	O=H	367.25 (-13.4)	381.8	382.95	364.3				
HGINFRA	Construction	O=H	818.95 (-26.45)	847.5	850	816				
MEDPLUS	Consumer Service	O=H	725.45 (-20.95)	746.4	749.05	717.3				
GREENPLY	Consumer Durable	O=H	229.9 (-6.1)	236	236.5	228.65				
LAOPALA	Consumer Durable	O=H	389.7 (-10)	400	403.45	389.1				
ROPHARMA	Healthcare	O=H	1064.95 (-27.2)	1099.9	1099.9	1064.05				
TRIVENI	FMCG	O=H	330.85 (-8.2)	342.9	342.9	329				
KIRINDUS	Chemicals	O=H	401 (-9.7)	412	420	400				
PVRINOX	Media Ent & Publica	O=H	1700 (-39.15)	1764	1764	1694.55				
ALBHARAT	Construction Materi	O=H	2193.6 (-46.2)	2236.05	2245.9	2188				
AARTIDRUGS	Healthcare	O=H	499.8 (-10.2)	512.7	512.7	495.95				
GRASIM	Construction Materi	O=H	2043.95 (-41.65)	2089	2096.6	2036				
SUNTECK	Realty	O=H	429.5 (-8.7)	438.85	448.7	427				


Top 15 Bullish Stocks Buy !!! Buy !!! Buy !!!						for BTST buy after 3 pm				
#	Symbol	Sector	O=L	LTP	OPEN	HIGH	LOW			
1	BALMLAWRIE	Diversified	O=L	224.9 (37.45)	189.05	224.9	189.05			
2	JBCHEPHARM	Healthcare	O=L	1411 (110.1)	1494	1631	1492			
3	CAPLIPOINT	Healthcare	O=L	1212 (71.9)	1182	1234.85	1167.35			
4	SUPRIYA	Healthcare	O=L	297.5 (20.9)	279.35	303	275.65			
5	RUSTOMJEE	Realty	O=L	611.25 (38.8)	575.05	618.85	574.3			
6	WIPRO (F&O)	Information Technol	O=L	461.8 (27.8)	435.3	466.3	434			
7	NLCINDIA	Power	O=L	223.8 (13.3)	211.4	227.5	211.35			
8	AMIORG	Healthcare	O=L	1212 (71.9)	1182	1234.85	1167.35			
9	SUVENPHAR	Healthcare	O=L	717.45 (41.65)	679	719.15	674.85			
10	SHYAMMETL	Metals & Mining	O=L	607 (35.1)	590	612	577			
11	ARVIND	Textiles	O=L	259.4 (14.8)	246.7	260.6	246.5			
12	SURYAROSNI	Capital Goods	O=L	610 (31.3)	584.45	611	570.55			
13	EMIL	Consumer Service	O=L	206.25 (10.55)	196	208.3	196			
14	WLENT	Construction	O=L	330.8 (16.7)	317	331	313.1			
15	STAR	Construction	O=L	634.6 (31.75)	603	639	603			


Nifty ATM		Current Expiry	Exp High : 21,448.60	58.10	Not Break	Resistanc	21500	BN ATM	Friday		Exp High : 48,181.00	109.60	Not Break	Resistanc	48000		
21350		2023-12-28	Exp Low : 21,143.10	89.35	Not Break	Support	21000	47500			Exp Low : 47,494.50	-78.65	Breakout	Support	47000		
Time	NET Oi	+▲-▼	Net Oi Signal	Price Action Signal	VWAP Diff	Strike	Nifty PCR	Nifty LTP	Time	NET Oi	+▲-▼	Net Oi Signal	Price Action Signal	VWAP Diff	Strike	BN PCR	BN LTP
09:14:13	-5862	0	Bearish	Wait	138.58		0.93	21,295.85	09:14:13	347161	0	Bullish	Wait	486.72		3.37	47,837.75
09:15:13	-5862	0	Bearish	Wait	138.58		0.93	21,295.85	09:15:13	347161	0	Bullish	Wait	486.72		3.37	47,837.75
09:16:13	-5862	0	Bearish	Wait	-20.22	Buy 21500 PE	0.93	21,285.20	09:16:13	364514	17353	Bullish	Wait	-27.37	Buy 48100 PE	3.82	47,800.00
09:17:13	-8394	-2532	Bearish	Wait	-10.90		0.91	21,274.05	09:17:13	329353	-35161	Bullish	Wait	-12.13		3.55	47,815.00
09:18:16	-23579	-15185	Bearish	Wait	0.63		0.77	21,281.30	09:18:16	329353	0	Bullish	Wait	22.14	Buy 47500 CE	3.55	47,830.70
09:19:16	-2051	21528	Bearish	Wait	3.94		0.98	21,295.60	09:19:16	358914	29561	Bullish	Wait	39.49		2.91	47,855.25
09:20:13	-2051	0	Bearish	Wait	2.44		0.98	21,287.75	09:20:13	358914	0	Bullish	Wait	8.77		2.91	47,831.15
09:21:15	-2051	0	Bearish	Wait	2.23		0.98	21,280.90	09:21:15	358914	0	Bullish	Wait	-27.86	Buy 48100 PE	2.91	47,771.65
09:22:13	-10803	-8752	Bearish	Wait	-11.25		0.94	21,274.55	09:22:13	349288	-9626	Bullish	Wait	-46.33		2.44	47,778.80
09:23:14	-5987	4816	Bearish	Wait	-19.11		0.97	21,266.15	09:23:14	349288	0	Bullish	Wait	-35.00		2.44	47,772.30
09:24:15	-5987	0	Bearish	Wait	-24.35		0.97	21,267.20	09:24:15	349288	0	Bullish	Wait	-51.52		2.44	47,752.25
09:25:13	-15678	-9691	Bearish	Wait	-23.51		0.92	21,260.00	09:25:13	347135	-2153	Bullish	Wait	-67.75		2.22	47,746.10
09:26:14	-707	14971	Bearish	Wait	-24.27		1	21,265.25	09:26:14	341242	-5893	Bullish	Wait	-73.34		2.17	47,754.35
09:27:13	-707	0	Bearish	Bearish	-5.36		1	21,272.05	09:27:13	313934	-27308	Bullish	Bearish	-34.32		1.99	47,758.75
09:28:13	-1644	-937	Bearish	Bearish	-5.12		0.99	21,270.65	09:28:13	339528	25594	Bullish	Bearish	-61.92		2.05	47,744.85
09:29:14	-2043	-399	Bearish	Bearish	-18.15		0.99	21,261.65	09:29:14	344007	4479	Bullish	Bearish	-70.00		2.06	47,731.30
09:30:14	-2043	0	Bearish	Bearish	-27.89		0.99	21,249.75	09:30:14	344007	0	Bullish	Bearish	-83.21		2.06	47,710.30
09:31:15	-3452	-1409	Bearish	Bearish	-24.49		0.98	21,257.25	09:31:15	316702	-27305	Bullish	Bearish	-63.08		1.89	47,732.80
09:32:13	-3452	0	Bearish	Bearish	-11.19		0.98	21,263.55	09:32:13	316702	0	Bullish	Bearish	-33.18		1.89	47,776.45
09:33:13	-3452	0	Bearish	Bearish	-7.10		0.98	21,264.05	09:33:13	316702	0	Bullish	Bearish	-12.84		1.89	47,788.65
09:34:13	-6229	-2777	Bearish	Bearish	-10.15		0.97	21,256.20	09:34:13	302711	-13991	Bullish	Bearish	-43.98		1.81	47,746.45
09:35:13	-6229	0	Bearish	Bearish	-4.57		0.97	21,267.80	09:35:13	302711	0	Bullish	Bearish	-45.47		1.81	47,772.05
09:36:14	16638	22867	Bullish	Bullish	0.36		1.07	21,270.10	09:36:14	302711	0	Bullish	Bullish	-27.11		1.81	47,774.40
09:37:13	9644	-6994	Bullish	Bullish	7.03		1.04	21,274.80	09:37:13	319350	16639	Bullish	Bullish	-15.40		1.81	47,778.60
09:38:13	9644	0	Bullish	Bullish	17.92	Buy 21100 CE	1.04	21,276.70	09:38:13	319350	0	Bullish	Bullish	-12.09		1.81	47,775.50
09:39:14	9644	0	Bullish	Bullish	20.33		1.04	21,275.50	09:39:14	319350	0	Bullish	Bearish	-13.79		1.81	47,750.80
09:40:13	17940	8296	Bullish	Bullish	15.66		1.07	21,274.15	09:40:13	319947	597	Bullish	Bearish	-49.56		1.8	47,735.15
09:41:13	17940	0	Bullish	Bearish	1.81		1.07	21,261.55	09:41:13	319947	0	Bullish	Bearish	-98.44		1.8	47,702.65
09:42:13	17940	0	Bullish	Bullish	5.89		1.07	21,263.80	09:42:13	319947	0	Bullish	Bearish	-48.59		1.8	47,721.65
09:43:13	31800	13860	Bullish	Bullish	15.37		1.12	21,266.70	09:43:13	292062	-27885	Bullish	Bullish	-38.58		1.71	47,741.30
09:44:14	31800	0	Bullish	Bullish	8.46		1.12	21,271.25	09:44:14	292062	0	Bullish	Bullish	-32.48		1.71	47,756.90
09:45:13	27929	-3871	Bullish	Bullish	20.38		1.1	21,270.40	09:45:13	292062	0	Bullish	Bearish	-6.74		1.71	47,749.95
09:46:14	38371	10442	Bullish	Bullish	15.29		1.14	21,271.25	09:46:14	289351	-2711	Bullish	Bearish	-26.91		1.68	47,746.40
09:47:13	38371	0	Bullish	Bullish	15.55		1.14	21,283.05	09:47:13	289351	0	Bullish	Bullish	-5.19		1.68	47,778.35
09:48:13	38371	0	Bullish	Bullish	34.13		1.14	21,307.30	09:48:13	289351	0	Bullish	Bullish	57.69	Buy 47500 CE	1.68	47,818.80
09:49:13	46535	8164	Bullish	Bullish	41.26		1.18	21,323.70	09:49:13	301963	12612	Bullish	Bullish	66.91		1.73	47,862.20


Nifty ATM		Current Expiry	Exp High : 21,448.60	58.10	Not Break	Resistanc	21500	BN ATM	Friday		Exp High : 48,181.00	109.60	Not Break	Resistanc	48000		
21350		2023-12-28	Exp Low : 21,143.10	89.35	Not Break	Support	21000	47500			Exp Low : 47,494.50	-78.65	Breakout	Support	47000		
Time	NET Oi	+▲-▼	Net Oi Signal	Price Action Signal	VWAP Diff	Strike	Nifty PCR	Nifty LTP	Time	NET Oi	+▲-▼	Net Oi Signal	Price Action Signal	VWAP Diff	Strike	BN PCR	BN LTP
09:50:13	46535	0	Bullish	Bullish	46.25		1.18	21,331.10	09:50:13	301963	0	Bullish	Bullish	83.79		1.73	47,867.00
09:51:13	46535	0	Bullish	Bullish	49.95		1.18	21,330.15	09:51:13	301963	0	Bullish	Bullish	84.44		1.73	47,852.90
09:52:14	84323	37788	Bullish	Bullish	40.28		1.34	21,330.95	09:52:14	313150	11187	Bullish	Bullish	41.25		1.8	47,836.90
09:53:14	84323	0	Bullish	Bullish	44.35		1.34	21,340.30	09:53:14	313150	0	Bullish	Bullish	59.46		1.8	47,857.00
09:54:13	84323	0	Bullish	Bullish	51.89		1.34	21,336.00	09:54:13	313150	0	Bullish	Bullish	67.10		1.8	47,849.95
09:55:14	94464	10141	Bullish	Bullish	45.76		1.38	21,335.75	09:55:14	300599	-12551	Bullish	Bullish	52.45		1.74	47,844.90
09:56:12	94464	0	Bullish	Bullish	37.74		1.38	21,329.20	09:56:12	300599	0	Bullish	Bullish	30.58		1.74	47,828.05
09:57:13	94464	0	Bullish	Bullish	46.57		1.38	21,335.40	09:57:13	300599	0	Bullish	Bullish	42.42		1.74	47,836.65
09:58:13	104636	10172	Bullish	Bullish	35.56		1.41	21,324.25	09:58:13	285356	-15243	Bullish	Bullish	26.14		1.68	47,810.95
09:59:13	104636	0	Bullish	Bullish	32.38		1.41	21,342.20	09:59:13	285356	0	Bullish	Bullish	19.83		1.68	47,850.95
10:00:13	104636	0	Bullish	Bullish	43.48		1.41	21,338.90	10:00:13	285356	0	Bullish	Bullish	42.86		1.68	47,835.70
10:01:13	121782	17146	Bullish	Bullish	43.09		1.48	21,337.80	10:01:13	280033	-5323	Bullish	Bullish	67.85		1.66	47,870.75
10:02:14	121782	0	Bullish	Bullish	39.25		1.48	21,339.25	10:02:14	280033	0	Bullish	Bullish	58.44		1.66	47,868.20
10:03:17	121782	0	Bullish	Bullish	40.53		1.48	21,337.30	10:03:17	280033	0	Bullish	Bullish	62.17		1.66	47,871.90
10:04:13	129218	7436	Bullish	Bullish	44.62		1.5	21,338.90	10:04:13	278999	-1034	Bullish	Bullish	73.03		1.64	47,879.65
10:05:16	129218	0	Bullish	Bullish	41.89		1.5	21,346.85	10:05:16	278999	0	Bullish	Bullish	70.33		1.64	47,914.45
10:06:13	129218	0	Bullish	Bullish	45.94		1.5	21,348.35	10:06:13	278999	0	Bullish	Bullish	85.28		1.64	47,929.00
10:07:15	134389	5171	Bullish	Bullish	45.99		1.53	21,350.10	10:07:15	326219	47220	Bullish	Bullish	88.37		1.81	47,949.35
10:08:13	134389	0	Bullish	Bullish	56.51		1.53	21,348.80	10:08:13	326219	0	Bullish	Bullish	97.04		1.81	47,930.65
10:09:13	134389	0	Bullish	Bullish	48.82		1.53	21,343.20	10:09:13	326219	0	Bullish	Bullish	75.33		1.81	47,920.85
10:10:13	159184	24795	Bullish	Bullish	46.57		1.66	21,344.00	10:10:13	351614	25395	Bullish	Bullish	70.34		1.9	47,931.05
10:11:14	159184	0	Bullish	Bullish	51.38		1.66	21,345.65	10:11:14	351678	64	Bullish	Bullish	89.18		1.9	47,936.45
10:12:13	159184	0	Bullish	Bearish	44.96		1.66	21,342.15	10:12:13	351678	0	Bullish	Bullish	68.49		1.9	47,921.05
10:13:13	169593	10409	Bullish	Bearish	42.54		1.7	21,338.30	10:13:13	364748	13070	Bullish	Bullish	42.79		1.93	47,918.05
10:14:14	169593	0	Bullish	Bullish	41.15		1.7	21,338.05	10:14:14	364748	0	Bullish	Bullish	66.83		1.93	47,922.95
10:15:13	169593	0	Bullish	Bullish	48.27		1.7	21,350.70	10:15:13	364748	0	Bullish	Bullish	87.62		1.93	47,932.45
10:16:13	185353	15760	Bullish	Bullish	60.44		1.77	21,350.90	10:16:13	401168	36420	Bullish	Bullish	125.80		2.11	47,926.80
10:17:14	185353	0	Bullish	Bullish	54.80		1.77	21,342.60	10:17:14	401168	0	Bullish	Bullish	88.09		2.11	47,901.55
10:18:13	185353	0	Bullish	Bearish	47.30		1.77	21,338.15	10:18:13	401168	0	Bullish	Bearish	77.90		2.11	47,892.40
10:19:14	210898	25545	Bullish	Bullish	50.07		1.9	21,351.55	10:19:14	420059	18891	Bullish	Bullish	77.77		2.17	47,930.90
10:20:13	210898	0	Bullish	Bearish	59.53		1.9	21,349.40	10:20:13	420045	-14	Bullish	Bearish	102.76		2.17	47,927.50
10:21:13	210898	0	Bullish	Bearish	48.95		1.9	21,341.25	10:21:13	420045	0	Bullish	Bearish	74.01		2.17	47,908.30
10:22:13	214358	3460	Bullish	Bearish	55.12		1.9	21,342.35	10:22:13	411419	-8626	Bullish	Bearish	74.82		2.11	47,898.75
10:23:13	214358	0	Bullish	Bearish	52.20		1.9	21,339.15	10:23:13	411419	0	Bullish	Bearish	87.30		2.11	47,905.75
10:24:13	214358	0	Bullish	Bearish	46.95		1.9	21,336.75	10:24:13	411419	0	Bullish	Bearish	42.02		2.11	47,874.75
10:25:13	222536	8178	Bullish	Bearish	45.02		1.92	21,323.45	10:25:13	403613	-7806	Bullish	Bearish	30.46		2.1	47,849.40


Nifty ATM		Current Expiry	Exp High : 21,448.60	58.10	Not Break	Resistanc	21500	BN ATM	Friday		Exp High : 48,181.00	109.60	Not Break	Resistanc	48000		
21350		2023-12-28	Exp Low : 21,143.10	89.35	Not Break	Support	21000	47500			Exp Low : 47,494.50	-78.65	Breakout	Support	47000		
Time	NET Oi	+▲-▼	Net Oi Signal	Price Action Signal	VWAP Diff	Strike	Nifty PCR	Nifty LTP	Time	NET Oi	+▲-▼	Net Oi Signal	Price Action Signal	VWAP Diff	Strike	BN PCR	BN LTP
10:26:13	222536	0	Bullish	Bearish	38.44		1.92	21,335.70	10:26:13	403613	0	Bullish	Bearish	25.75		2.1	47,881.30
10:27:13	222536	0	Bullish	Bullish	46.94		1.92	21,350.85	10:27:13	403613	0	Bullish	Bearish	53.00		2.1	47,907.00
10:28:13	233474	10938	Bullish	Bearish	54.79		1.98	21,343.25	10:28:13	398652	-4961	Bullish	Bearish	60.09		2.08	47,896.50
10:29:13	233474	0	Bullish	Bearish	51.29		1.98	21,349.90	10:29:13	398652	0	Bullish	Bearish	59.05		2.08	47,900.85
10:30:12	233474	0	Bullish	Bullish	56.01		1.98	21,350.55	10:30:12	398652	0	Bullish	Bullish	67.70		2.08	47,923.20
10:31:13	243840	10366	Bullish	Bullish	64.40		2.03	21,353.65	10:31:13	401247	2595	Bullish	Bullish	95.15		2.07	47,935.25
10:32:13	243840	0	Bullish	Bullish	67.22		2.03	21,361.50	10:32:13	401247	0	Bullish	Bullish	98.66		2.07	47,941.55
10:33:13	243840	0	Bullish	Bullish	65.13		2.03	21,351.55	10:33:13	401247	0	Bullish	Bearish	86.06		2.07	47,917.80
10:34:14	259877	16037	Bullish	Bullish	61.49		2.15	21,350.00	10:34:14	410216	8969	Bullish	Bullish	81.53		2.07	47,912.20
10:35:13	259877	0	Bullish	Bullish	56.19		2.15	21,352.00	10:35:13	410216	0	Bullish	Bullish	74.97		2.07	47,923.45
10:36:13	259877	0	Bullish	Bullish	57.42		2.15	21,346.65	10:36:13	410216	0	Bullish	Bullish	83.57		2.07	47,916.95
10:37:13	261061	1184	Bullish	Bullish	49.34		2.13	21,344.25	10:37:13	417623	7407	Bullish	Bullish	60.66		2.09	47,893.65
10:38:13	261061	0	Bullish	Bullish	49.51		2.13	21,345.00	10:38:13	417625	2	Bullish	Bullish	70.73		2.09	47,897.45
10:39:15	261061	0	Bullish	Bullish	56.86		2.13	21,341.95	10:39:15	417625	0	Bullish	Bullish	93.10		2.09	47,903.70
10:40:13	256871	-4190	Bullish	Bearish	52.61		2.08	21,349.25	10:40:13	425292	7667	Bullish	Bearish	98.55		2.1	47,904.95
10:41:13	256910	39	Bullish	Bullish	61.35		2.08	21,354.30	10:41:13	425292	0	Bullish	Bullish	137.24		2.1	47,933.50
10:42:17	256910	0	Bullish	Bullish	59.92		2.08	21,350.30	10:42:17	425292	0	Bullish	Bullish	101.84		2.1	47,909.05
10:43:13	256959	49	Bullish	Bearish	54.79		2.08	21,349.00	10:43:13	442436	17144	Bullish	Bearish	97.20		2.19	47,910.65
10:44:12	256959	0	Bullish	Bearish	49.69		2.08	21,346.50	10:44:12	442428	-8	Bullish	Bearish	79.02		2.19	47,902.95
10:45:14	256959	0	Bullish	Bearish	51.71		2.08	21,346.25	10:45:14	442428	0	Bullish	Bearish	72.99		2.19	47,892.30
10:46:13	257575	616	Bullish	Bearish	46.75		2.06	21,347.15	10:46:13	443916	1488	Bullish	Bearish	69.78		2.18	47,892.60
10:47:13	257575	0	Bullish	Bearish	46.14		2.06	21,346.20	10:47:13	440565	-3351	Bullish	Bearish	66.09		2.16	47,888.75
10:48:13	257575	0	Bullish	Bearish	50.20		2.06	21,351.80	10:48:13	440565	0	Bullish	Bearish	93.80		2.16	47,906.10
10:49:13	261386	3811	Bullish	Bullish	51.79		2.07	21,360.15	10:49:13	439126	-1439	Bullish	Bearish	87.98		2.12	47,910.10
10:50:14	261386	0	Bullish	Bullish	57.39		2.07	21,355.70	10:50:14	439131	5	Bullish	Bullish	90.21		2.12	47,898.05
10:51:14	261386	0	Bullish	Bullish	54.64		2.07	21,352.85	10:51:14	439131	0	Bullish	Bullish	77.45		2.12	47,899.90
10:52:17	264665	3279	Bullish	Bullish	52.47		2.08	21,352.10	10:52:17	429458	-9673	Bullish	Bullish	81.57		2.07	47,910.35
10:53:13	264665	0	Bullish	Bullish	63.36		2.08	21,363.20	10:53:13	429458	0	Bullish	Bullish	110.65		2.07	47,915.75
10:54:13	264665	0	Bullish	Bullish	62.75		2.08	21,357.75	10:54:13	429458	0	Bullish	Bearish	97.36		2.07	47,912.15
10:55:13	270657	5992	Bullish	Bullish	60.39		2.12	21,358.40	10:55:13	441686	12228	Bullish	Bullish	91.13		2.11	47,916.40
10:56:13	270657	0	Bullish	Bullish	57.81		2.12	21,358.75	10:56:13	441686	0	Bullish	Bullish	108.50		2.11	47,921.15
10:57:13	270657	0	Bullish	Bullish	61.92		2.12	21,366.00	10:57:13	441686	0	Bullish	Bullish	122.09		2.11	47,958.25
10:58:14	276684	6027	Bullish	Bullish	64.90		2.13	21,364.95	10:58:14	470815	29129	Bullish	Bullish	185.10		2.27	47,978.65
10:59:13	276684	0	Bullish	Bullish	68.94		2.13	21,372.20	10:59:13	470815	0	Bullish	Bullish	207.84		2.27	48,009.60
11:00:15	276684	0	Bullish	Bullish	78.28		2.13	21,375.60	11:00:15	470815	0	Bullish	Bullish	220.13		2.27	48,013.15
11:01:32	299774	23090	Bullish	Bullish	78.95		2.36	21,380.45	11:01:32	543342	72527	Bullish	Bullish	224.48		2.7	48,046.60


Nifty ATM		Current Expiry	Exp High : 21,448.60	58.10	Not Break	Resistanc	21500	BN ATM	Friday		Exp High : 48,181.00	109.60	Not Break	Resistanc	48000		
21350		2023-12-28	Exp Low : 21,143.10	89.35	Not Break	Support	21000	47500			Exp Low : 47,494.50	-78.65	Breakout	Support	47000		
Time	NET Oi	+▲-▼	Net Oi Signal	Price Action Signal	VWAP Diff	Strike	Nifty PCR	Nifty LTP	Time	NET Oi	+▲-▼	Net Oi Signal	Price Action Signal	VWAP Diff	Strike	BN PCR	BN LTP
11:02:13	299924	150	Bullish	Bullish	84.56		2.36	21,381.90	11:02:13	543342	0	Bullish	Bullish	222.14		2.7	48,028.10
11:03:13	299924	0	Bullish	Bullish	93.25		2.36	21,383.55	11:03:13	543342	0	Bullish	Bullish	249.36		2.7	48,055.15
11:04:14	334052	34128	Bullish	Bullish	85.51		2.63	21,379.05	11:04:14	590975	47633	Bullish	Bullish	240.42		2.96	48,031.40
11:05:15	334052	0	Bullish	Bullish	80.25		2.63	21,379.05	11:05:15	590975	0	Bullish	Bullish	207.83		2.96	48,024.05
11:06:13	334052	0	Bullish	Bullish	86.61		2.63	21,381.65	11:06:13	590975	0	Bullish	Bullish	217.88		2.96	48,024.30
11:07:13	341534	7482	Bullish	Bullish	79.81		2.69	21,375.40	11:07:13	610555	19580	Bullish	Bullish	187.45		2.97	48,014.15
11:08:13	341550	16	Bullish	Bullish	81.54		2.7	21,381.75	11:08:13	610905	350	Bullish	Bullish	197.47		2.97	48,017.85
11:09:13	341550	0	Bullish	Bullish	78.43		2.7	21,373.75	11:09:13	610905	0	Bullish	Bullish	188.18		2.97	48,001.95
11:10:13	340724	-826	Bullish	Bullish	72.46		2.69	21,373.60	11:10:13	607707	-3198	Bullish	Bullish	187.01		2.94	48,012.90
11:11:13	340724	0	Bullish	Bullish	75.03		2.69	21,368.40	11:11:13	624058	16351	Bullish	Bullish	203.99		2.99	48,014.10
11:12:14	340724	0	Bullish	Bearish	64.59		2.69	21,370.20	11:12:14	624058	0	Bullish	Bearish	175.98		2.99	48,000.35
11:13:14	343968	3244	Bullish	Bullish	75.34		2.7	21,379.75	11:13:14	627416	3358	Bullish	Bearish	186.82		3	48,005.15
11:14:13	343968	0	Bullish	Bearish	69.96		2.7	21,373.30	11:14:13	627416	0	Bullish	Bearish	158.07		3	47,991.15
11:15:14	343968	0	Bullish	Bearish	60.28		2.7	21,367.65	11:15:14	627416	0	Bullish	Bearish	131.36		3	47,980.20
11:16:13	340497	-3471	Bullish	Bearish	62.25		2.65	21,367.00	11:16:13	634658	7242	Bullish	Bearish	143.14		3.07	47,979.95
11:17:14	340497	0	Bullish	Bearish	61.54		2.65	21,366.45	11:17:14	634658	0	Bullish	Bearish	145.62		3.07	47,988.75
11:18:14	340497	0	Bullish	Bearish	63.90		2.65	21,373.65	11:18:14	634658	0	Bullish	Bearish	160.61		3.07	47,996.05
11:19:13	337215	-3282	Bullish	Bearish	69.24		2.58	21,372.30	11:19:13	627350	-7308	Bullish	Bearish	158.96		2.97	47,985.50
11:20:15	337221	6	Bullish	Bearish	66.09		2.58	21,373.45	11:20:15	627350	0	Bullish	Bearish	135.02		2.97	47,980.30
11:21:13	337221	0	Bullish	Bearish	56.40		2.58	21,361.55	11:21:13	627350	0	Bullish	Bearish	124.76		2.97	47,956.20
11:22:14	333030	-4191	Bullish	Bearish	43.57		2.55	21,363.50	11:22:14	632790	5440	Bullish	Bearish	95.10		3.03	47,965.00
11:23:13	333030	0	Bullish	Bearish	53.72		2.55	21,365.45	11:23:13	617576	-15214	Bullish	Bearish	135.12		2.98	47,969.30
11:24:13	333030	0	Bullish	Bullish	55.05		2.55	21,371.15	11:24:13	617576	0	Bullish	Bearish	127.18		2.98	47,976.55
11:25:13	334298	1268	Bullish	Bullish	57.62		2.52	21,374.05	11:25:13	610026	-7550	Bullish	Bearish	141.42		2.9	47,999.15
11:26:13	334298	0	Bullish	Bearish	61.92		2.52	21,378.75	11:26:13	610026	0	Bullish	Bearish	152.38		2.9	47,994.25
11:27:14	334298	0	Bullish	Bullish	64.34		2.52	21,378.60	11:27:14	610026	0	Bullish	Bearish	147.44		2.9	47,988.40
11:28:14	328984	-5314	Bullish	Bullish	61.19		2.46	21,377.50	11:28:14	614346	4320	Bullish	Bearish	117.05		2.9	47,976.35
11:29:12	332060	3076	Bullish	Bullish	57.26		2.47	21,374.35	11:29:12	610920	-3426	Bullish	Bearish	115.65		2.87	47,961.00
11:30:14	332060	0	Bullish	Bullish	59.47		2.47	21,374.30	11:30:14	610920	0	Bullish	Bearish	118.62		2.87	47,962.75
11:31:17	329185	-2875	Bullish	Bearish	56.09		2.44	21,371.80	11:31:17	605908	-5012	Bullish	Bearish	105.09		2.83	47,952.65
11:32:13	332323	3138	Bullish	Bullish	55.32		2.45	21,374.70	11:32:13	597945	-7963	Bullish	Bearish	107.10		2.81	47,961.50
11:33:14	332323	0	Bullish	Bullish	60.51		2.45	21,379.50	11:33:14	597945	0	Bullish	Bearish	105.09		2.81	47,958.80
11:34:14	333374	1051	Bullish	Bullish	54.83		2.45	21,370.30	11:34:14	588628	-9317	Bullish	Bearish	92.41		2.76	47,928.35
11:35:13	333374	0	Bullish	Bullish	39.77		2.45	21,375.45	11:35:13	588634	6	Bullish	Bearish	9.62		2.76	47,903.60
11:36:28	333374	0	Bullish	Bullish	57.67		2.45	21,380.15	11:36:28	588634	0	Bullish	Bearish	48.45		2.76	47,923.60
11:37:13	332381	-993	Bullish	Bullish	48.28		2.46	21,371.40	11:37:13	546241	-42393	Bullish	Bearish	30.25		2.67	47,895.80


Nifty ATM		Current Expiry	Exp High : 21,448.60	58.10	Not Break	Resistanc	21500	BN ATM	Friday		Exp High : 48,181.00	109.60	Not Break	Resistanc	48000		
21350		2023-12-28	Exp Low : 21,143.10	89.35	Not Break	Support	21000	47500			Exp Low : 47,494.50	-78.65	Breakout	Support	47000		
Time	NET Oi	+▲-▼	Net Oi Signal	Price Action Signal	VWAP Diff	Strike	Nifty PCR	Nifty LTP	Time	NET Oi	+▲-▼	Net Oi Signal	Price Action Signal	VWAP Diff	Strike	BN PCR	BN LTP
11:38:12	332381	0	Bullish	Bullish	50.40		2.46	21,375.35	11:38:12	546241	0	Bullish	Bearish	26.58		2.67	47,902.00
11:39:13	332381	0	Bullish	Bearish	51.36		2.46	21,373.35	11:39:13	546241	0	Bullish	Bearish	48.72		2.67	47,903.25
11:40:13	331365	-1016	Bullish	Bearish	44.57		2.45	21,372.50	11:40:13	551943	5702	Bullish	Bearish	25.98		2.67	47,900.25
11:41:13	331807	442	Bullish	Bearish	47.94		2.45	21,374.55	11:41:13	551943	0	Bullish	Bearish	26.58		2.67	47,901.00
11:42:16	331807	0	Bullish	Bullish	47.23		2.45	21,378.10	11:42:16	551943	0	Bullish	Bearish	28.84		2.67	47,905.60
11:43:13	330998	-809	Bullish	Bullish	48.05		2.44	21,385.50	11:43:13	550858	-1085	Bullish	Bearish	37.16		2.63	47,926.05
11:44:13	331164	166	Bullish	Bullish	53.64		2.44	21,378.00	11:44:13	550626	-232	Bullish	Bearish	64.69		2.63	47,905.60
11:45:15	331164	0	Bullish	Bullish	50.38		2.44	21,383.90	11:45:15	550626	0	Bullish	Bearish	23.66		2.63	47,910.60
11:46:15	333413	2249	Bullish	Bullish	52.60		2.45	21,384.60	11:46:15	549638	-988	Bullish	Bearish	49.49		2.63	47,923.00
11:47:13	333448	35	Bullish	Bullish	53.26		2.45	21,382.75	11:47:13	545850	-3788	Bullish	Bearish	51.19		2.6	47,906.15
11:48:15	333448	0	Bullish	Bullish	51.68		2.45	21,384.30	11:48:15	545850	0	Bullish	Bullish	47.94		2.6	47,909.50
11:49:14	336354	2906	Bullish	Bullish	49.44		2.45	21,386.60	11:49:14	552117	6267	Bullish	Bearish	43.72		2.62	47,909.65
11:50:13	336354	0	Bullish	Bullish	54.36		2.45	21,386.50	11:50:13	546701	-5416	Bullish	Bullish	52.90		2.58	47,917.90
11:51:13	336354	0	Bullish	Bullish	50.60		2.45	21,382.95	11:51:13	546701	0	Bullish	Bullish	45.14		2.58	47,915.05
11:52:13	337887	1533	Bullish	Bullish	52.34		2.47	21,382.05	11:52:13	547872	1171	Bullish	Bullish	49.12		2.57	47,914.45
11:53:13	340026	2139	Bullish	Bullish	44.50		2.48	21,381.15	11:53:13	547873	1	Bullish	Bearish	18.23		2.57	47,897.45
11:54:13	340026	0	Bullish	Bullish	46.31		2.48	21,380.15	11:54:13	547873	0	Bullish	Bearish	20.78		2.57	47,896.55
11:55:13	341749	1723	Bullish	Bullish	49.01		2.49	21,382.25	11:55:13	546334	-1539	Bullish	Bullish	33.97		2.54	47,905.80
11:56:14	341719	-30	Bullish	Bearish	45.66		2.49	21,381.75	11:56:14	546464	130	Bullish	Bearish	31.60		2.54	47,901.35
11:57:13	341719	0	Bullish	Bullish	50.52		2.49	21,382.15	11:57:13	546464	0	Bullish	Bearish	32.43		2.54	47,903.10
11:58:13	344568	2849	Bullish	Bearish	43.10		2.51	21,383.25	11:58:13	542845	-3619	Bullish	Bearish	8.88		2.51	47,880.20
11:59:14	344634	66	Bullish	Bearish	51.31		2.51	21,381.45	11:59:14	542845	0	Bullish	Bearish	38.00		2.51	47,894.60
12:00:13	344634	0	Bullish	Bullish	49.40		2.51	21,383.80	12:00:13	542845	0	Bullish	Bearish	30.75		2.51	47,903.75
12:01:13	347148	2514	Bullish	Bullish	50.10		2.52	21,384.70	12:01:13	547737	4892	Bullish	Bullish	35.22		2.54	47,918.85
12:02:14	347057	-91	Bullish	Bearish	52.07		2.52	21,384.70	12:02:14	544465	-3272	Bullish	Bullish	53.52		2.54	47,918.85
12:03:14	347057	0	Bullish	Bearish	55.02		2.52	21,383.95	12:03:14	544465	0	Bullish	Bullish	76.00		2.54	47,950.60
12:04:14	353395	6338	Bullish	Bearish	59.73		2.55	21,382.30	12:04:14	530035	-14430	Bullish	Bullish	101.66		2.48	47,941.50
12:05:14	353395	0	Bullish	Bullish	58.67		2.55	21,382.95	12:05:14	530035	0	Bullish	Bullish	82.36		2.48	47,931.00
12:06:12	353395	0	Bullish	Bullish	57.77		2.55	21,384.50	12:06:12	530035	0	Bullish	Bullish	66.98		2.48	47,937.00
12:07:13	357082	3687	Bullish	Bullish	56.73		2.57	21,382.05	12:07:13	530035	0	Bullish	Bullish	82.69		2.48	47,935.90
12:08:13	357144	62	Bullish	Bearish	54.64		2.57	21,380.45	12:08:13	527971	-2064	Bullish	Bullish	67.06		2.45	47,923.30
12:09:14	357144	0	Bullish	Bearish	50.16		2.57	21,373.60	12:09:14	527971	0	Bullish	Bullish	50.00		2.45	47,915.00
12:10:14	356910	-234	Bullish	Bearish	47.25		2.57	21,377.55	12:10:14	527741	-230	Bullish	Bullish	36.52		2.47	47,918.75
12:11:14	356906	-4	Bullish	Bearish	47.25		2.57	21,372.40	12:11:14	527741	0	Bullish	Bullish	36.52		2.47	47,916.25
12:12:12	356906	0	Bullish	Bearish	45.66		2.57	21,374.45	12:12:12	527741	0	Bullish	Bullish	40.72		2.47	47,925.85
12:13:13	357107	201	Bullish	Bearish	44.89		2.57	21,375.10	12:13:13	531211	3470	Bullish	Bullish	39.97		2.46	47,934.95

Nifty ATM		Current Expiry	Exp High :	21,448.60	58.10	Not Break	Resistanc	21500	BN ATM	Friday		Exp High :	48,181.00	109.60	Not Break	Resistanc	48000
21350		2023-12-28	Exp Low :	21,143.10	89.35	Not Break	Support	21000	47500			Exp Low :	47,494.50	-78.65	Breakout	Support	47000
Time	NET Oi	+▲-▼	Net Oi Signal	Price Action Signal	VWAP Diff	Strike	Nifty PCR	Nifty LTP	Time	NET Oi	+▲-▼	Net Oi Signal	Price Action Signal	VWAP Diff	Strike	BN PCR	BN LTP
12:14:14	363008	5901	Bullish	Bearish	46.32		2.6	21,373.20	12:14:14	531226	15	Bullish	Bullish	53.05		2.46	47,935.90
12:15:14	363008	0	Bullish	Bearish	45.00		2.6	21,369.30	12:15:14	531226	0	Bullish	Bullish	58.93		2.46	47,935.60
12:16:14	365603	2595	Bullish	Bearish	30.74		2.63	21,363.30	12:16:14	531144	-82	Bullish	Bearish	29.29		2.47	47,917.50
12:17:14	367676	2073	Bullish	Bearish	32.03		2.64	21,360.60	12:17:14	531179	35	Bullish	Bearish	36.20		2.47	47,928.45
12:18:15	367676	0	Bullish	Bearish	25.16		2.64	21,359.50	12:18:15	531179	0	Bullish	Bearish	20.96		2.47	47,910.25
12:19:14	369485	1809	Bullish	Bearish	25.79		2.62	21,356.70	12:19:14	527136	-4043	Bullish	Bearish	-10.29		2.46	47,903.10
12:20:14	369485	0	Bullish	Bearish	11.36		2.62	21,346.25	12:20:14	527126	-10	Bullish	Bearish	-66.57	Buy 48200 PE	2.46	47,855.55
12:21:16	369485	0	Bullish	Bearish	5.73		2.62	21,340.45	12:21:16	527126	0	Bullish	Bearish	-70.83		2.46	47,859.95
12:22:14	364519	-4966	Bullish	Bearish	2.84		2.64	21,335.75	12:22:14	507772	-19354	Bullish	Bearish	-50.38		2.45	47,858.70
12:23:13	364519	0	Bullish	Bearish	17.89		2.64	21,351.65	12:23:13	507772	0	Bullish	Bearish	-36.03		2.45	47,877.25
12:24:13	364519	0	Bullish	Bearish	9.55		2.64	21,343.60	12:24:13	507772	0	Bullish	Bearish	-44.34		2.45	47,863.80
12:25:13	366080	1561	Bullish	Bearish	11.87		2.65	21,347.50	12:25:13	511983	4211	Bullish	Bearish	-31.36		2.42	47,880.15
12:26:36	365987	-93	Bullish	Bearish	13.35		2.65	21,347.10	12:26:36	511983	0	Bullish	Bearish	-23.21		2.42	47,872.10
12:27:14	365987	0	Bullish	Bearish	10.48		2.65	21,344.45	12:27:14	511983	0	Bullish	Bearish	-30.81		2.42	47,877.65
12:28:13	363166	-2821	Bullish	Bearish	9.77		2.61	21,341.05	12:28:13	506433	-5550	Bullish	Bearish	-20.82		2.37	47,875.65
12:29:12	370912	7746	Bullish	Bearish	8.80		2.65	21,344.50	12:29:12	509725	3292	Bullish	Bearish	-27.45		2.38	47,880.75
12:30:13	370912	0	Bullish	Bearish	11.96		2.65	21,341.75	12:30:13	509696	-29	Bullish	Bearish	-28.56		2.38	47,880.45
12:31:13	367541	-3371	Bullish	Bearish	8.57		2.61	21,340.60	12:31:13	506135	-3561	Bullish	Bearish	-44.26		2.36	47,851.00
12:32:15	369628	2087	Bullish	Bearish	6.35		2.62	21,335.40	12:32:15	508609	2474	Bullish	Bearish	-61.48		2.37	47,843.95
12:33:13	369628	0	Bullish	Bearish	6.04		2.62	21,338.30	12:33:13	508609	0	Bullish	Bullish	-43.61		2.37	47,856.80
12:34:15	359399	-10229	Bullish	Bearish	-6.69		2.56	21,331.80	12:34:15	514469	5860	Bullish	Bearish	-91.15		2.38	47,829.95
12:35:13	359399	0	Bullish	Bearish	-25.45	Buy 21500 PE	2.56	21,303.90	12:35:13	514060	-409	Bullish	Bearish	-163.53		2.37	47,748.40
12:36:13	359399	0	Bullish	Bearish	-32.77		2.56	21,305.45	12:36:13	514060	0	Bullish	Bearish	-160.99		2.37	47,740.50
12:37:13	323162	-36237	Bullish	Bearish	-48.90		2.41	21,295.95	12:37:13	417385	-96675	Bullish	Bearish	-166.10		2.07	47,728.65
12:38:13	325644	2482	Bullish	Bearish	-43.21		2.43	21,294.35	12:38:13	417385	0	Bullish	Bearish	-174.16		2.07	47,719.60
12:39:13	325644	0	Bullish	Bearish	-37.96		2.43	21,307.90	12:39:13	417385	0	Bullish	Bearish	-153.40		2.07	47,746.65
12:40:15	289400	-36244	Bullish	Bearish	-26.09		2.17	21,308.55	12:40:15	385131	-32254	Bullish	Bearish	-128.11		1.96	47,740.10
12:41:13	289400	0	Bullish	Bearish	-27.43		2.17	21,294.35	12:41:13	385131	0	Bullish	Bearish	-134.89		1.96	47,704.50
12:42:13	289400	0	Bullish	Bearish	-43.85		2.17	21,293.55	12:42:13	385131	0	Bullish	Bearish	-168.79		1.96	47,711.00
12:43:13	281368	-8032	Bullish	Bearish	-44.73		2.1	21,293.55	12:43:13	385131	0	Bullish	Bearish	-162.30		1.96	47,711.00
12:44:13	282311	943	Bullish	Bearish	-30.40		2.11	21,293.55	12:44:13	370061	-15070	Bullish	Bearish	-140.50		1.9	47,711.00
12:45:13	282311	0	Bullish	Bearish	-32.48		2.11	21,313.00	12:45:13	370061	0	Bullish	Bearish	-140.18		1.9	47,757.90
12:46:14	272043	-10268	Bullish	Bearish	-14.41		2.07	21,321.65	12:46:14	362838	-7223	Bullish	Bearish	-104.55		1.89	47,776.30
12:47:13	267264	-4779	Bullish	Bullish	4.18		2.03	21,340.65	12:47:13	362838	0	Bullish	Bullish	-72.95		1.89	47,830.80
12:48:14	267264	0	Bullish	Bullish	9.46		2.03	21,345.35	12:48:14	362838	0	Bullish	Bullish	-43.50		1.89	47,832.90
12:49:13	248806	-18458	Bullish	Bullish	21.12	Buy 21200 CE	1.97	21,356.05	12:49:13	336539	-26299	Bullish	Bullish	7.70		1.86	47,866.65

Nifty ATM		Current Expiry	Exp High : 21,448.60	58.10	Not Break	Resistanc	21500	BN ATM	Friday		Exp High : 48,181.00	109.60	Not Break	Resistanc	48000		
21350		2023-12-28	Exp Low : 21,143.10	89.35	Not Break	Support	21000	47500			Exp Low : 47,494.50	-78.65	Breakout	Support	47000		
Time	NET Oi	+▲-▼	Net Oi Signal	Price Action Signal	VWAP Diff	Strike	Nifty PCR	Nifty LTP	Time	NET Oi	+▲-▼	Net Oi Signal	Price Action Signal	VWAP Diff	Strike	BN PCR	BN LTP
12:50:15	248806	0	Bullish	Bullish	20.23		1.97	21,343.90	12:50:15	336553	14	Bullish	Bullish	6.04		1.86	47,856.30
12:51:13	248806	0	Bullish	Bullish	13.48		1.97	21,347.90	12:51:13	336553	0	Bullish	Bullish	-14.53		1.86	47,846.30
12:52:13	256455	7649	Bullish	Bullish	14.96		2.03	21,356.60	12:52:13	336553	0	Bullish	Bullish	-30.78		1.86	47,853.70
12:53:13	262028	5573	Bullish	Bullish	23.66		2.05	21,355.25	12:53:13	352247	15694	Bullish	Bullish	-5.76		1.91	47,853.35
12:54:13	262028	0	Bullish	Bullish	23.13		2.05	21,356.20	12:54:13	352247	0	Bullish	Bullish	-22.36		1.91	47,854.80
12:55:13	260049	-1979	Bullish	Bullish	22.08		2.04	21,354.70	12:55:13	347316	-4931	Bullish	Bullish	-17.38		1.88	47,855.45
12:56:13	254386	-5663	Bullish	Bullish	21.48		2	21,353.70	12:56:13	347316	0	Bullish	Bullish	-22.42		1.88	47,852.40
12:57:13	254386	0	Bullish	Bullish	21.47		2	21,351.40	12:57:13	347316	0	Bullish	Bullish	-32.37		1.88	47,863.45
12:58:13	262199	7813	Bullish	Bullish	20.73		2.04	21,348.85	12:58:13	344536	-2780	Bullish	Bullish	-16.38		1.85	47,854.65
12:59:13	262199	0	Bullish	Bullish	23.84		2.04	21,351.75	12:59:13	344536	0	Bullish	Bullish	-19.13		1.85	47,853.15
13:00:13	262199	0	Bullish	Bullish	20.18		2.04	21,349.50	13:00:13	344536	0	Bullish	Bullish	-42.25		1.85	47,845.35
13:01:14	263779	1580	Bullish	Bullish	20.16		2.06	21,347.20	13:01:14	343139	-1397	Bullish	Bullish	-45.14		1.85	47,839.10
13:02:13	268313	4534	Bullish	Bearish	15.44		2.07	21,348.10	13:02:13	346415	3276	Bullish	Bearish	-58.46		1.86	47,833.35
13:03:12	268313	0	Bullish	Bullish	19.25		2.07	21,354.55	13:03:12	346415	0	Bullish	Bullish	-38.59		1.86	47,865.05
13:04:13	272860	4547	Bullish	Bullish	34.43		2.09	21,359.75	13:04:13	346599	184	Bullish	Bullish	3.14		1.86	47,865.50
13:05:12	272860	0	Bullish	Bullish	34.44		2.09	21,358.65	13:05:12	355936	9337	Bullish	Bullish	-2.71		1.88	47,859.85
13:06:13	272860	0	Bullish	Bearish	28.34		2.09	21,352.25	13:06:13	355936	0	Bullish	Bearish	-27.40		1.88	47,852.30
13:07:14	273015	155	Bullish	Bearish	23.00		2.09	21,354.85	13:07:14	356437	501	Bullish	Bearish	-34.43		1.88	47,848.60
13:08:13	273205	190	Bullish	Bearish	21.21		2.11	21,354.40	13:08:13	351556	-4881	Bullish	Bearish	-41.96		1.86	47,845.10
13:09:13	273205	0	Bullish	Bullish	24.04		2.11	21,354.05	13:09:13	351556	0	Bullish	Bearish	-40.48		1.86	47,842.85
13:10:13	275069	1864	Bullish	Bearish	16.52		2.12	21,349.25	13:10:13	350412	-1144	Bullish	Bearish	-63.12		1.85	47,828.85
13:11:14	272304	-2765	Bullish	Bearish	11.60		2.1	21,337.05	13:11:14	350160	-252	Bullish	Bearish	-78.68		1.85	47,802.55
13:12:13	272304	0	Bullish	Bearish	9.17		2.1	21,334.05	13:12:13	350160	0	Bullish	Bearish	-69.36		1.85	47,808.40
13:13:14	291254	18950	Bullish	Bearish	16.61		2.19	21,334.20	13:13:14	350160	0	Bullish	Bearish	-52.46		1.85	47,793.95
13:14:13	291254	0	Bullish	Bearish	9.40		2.19	21,334.80	13:14:13	368519	18359	Bullish	Bearish	-69.08		1.9	47,803.80
13:15:14	291254	0	Bullish	Bearish	4.68		2.19	21,330.15	13:15:14	368519	0	Bullish	Bearish	-67.20		1.9	47,797.90
13:16:13	290942	-312	Bullish	Bearish	-2.32		2.19	21,330.45	13:16:13	375490	6971	Bullish	Bearish	-81.70		1.92	47,776.85
13:17:13	294820	3878	Bullish	Bearish	8.18		2.21	21,341.00	13:17:13	375490	0	Bullish	Bearish	-70.32		1.92	47,800.05
13:18:13	294820	0	Bullish	Bearish	13.96		2.21	21,341.90	13:18:13	375490	0	Bullish	Bearish	-51.57		1.92	47,809.65
13:19:14	295936	1116	Bullish	Bearish	6.08		2.21	21,333.15	13:19:14	373001	-2489	Bullish	Bearish	-76.06		1.9	47,779.00
13:20:13	290046	-5890	Bullish	Bearish	7.22		2.16	21,335.30	13:20:13	373001	0	Bullish	Bearish	-83.05		1.9	47,785.60
13:21:13	290046	0	Bullish	Bearish	4.01		2.16	21,341.15	13:21:13	373001	0	Bullish	Bearish	-103.98		1.9	47,794.60
13:22:12	289387	-659	Bullish	Bearish	14.20		2.15	21,344.20	13:22:12	367608	-5393	Bullish	Bearish	-78.90		1.87	47,808.35
13:23:14	289387	0	Bullish	Bearish	14.20		2.15	21,340.60	13:23:14	363196	-4412	Bullish	Bearish	-68.85		1.86	47,809.85
13:24:13	289387	0	Bullish	Bullish	17.72		2.15	21,340.70	13:24:13	363196	0	Bullish	Bullish	-63.99		1.86	47,813.25
13:25:13	288344	-1043	Bullish	Bullish	16.76		2.14	21,339.10	13:25:13	363196	0	Bullish	Bullish	-33.40		1.86	47,813.85



Nifty ATM		Current Expiry	Exp High :	21,448.60	58.10	Not Break	Resistanc	21500	BN ATM	Friday		Exp High :	48,181.00	109.60	Not Break	Resistanc	48000
21350		2023-12-28	Exp Low :	21,143.10	89.35	Not Break	Support	21000	47500			Exp Low :	47,494.50	-78.65	Breakout	Support	47000
Time	NET Oi	+▲-▼	Net Oi Signal	Price Action Signal	VWAP Diff	Strike	Nifty PCR	Nifty LTP	Time	NET Oi	+▲-▼	Net Oi Signal	Price Action Signal	VWAP Diff	Strike	BN PCR	BN LTP
13:26:13	285855	-2489	Bullish	Bearish	8.00		2.13	21,334.10	13:26:13	357231	-5965	Bullish	Bearish	-78.61		1.84	47,781.00
13:27:12	285855	0	Bullish	Bullish	11.78		2.13	21,336.55	13:27:12	357231	0	Bullish	Bullish	-83.27		1.84	47,811.10
13:28:13	285145	-710	Bullish	Bullish	7.46		2.12	21,336.65	13:28:13	356507	-724	Bullish	Bearish	-99.59		1.84	47,788.75
13:29:15	285115	-30	Bullish	Bearish	-1.05		2.12	21,329.95	13:29:15	349662	-6845	Bullish	Bearish	-124.05		1.81	47,761.00
13:30:13	285115	0	Bullish	Bearish	-1.89		2.12	21,335.65	13:30:13	349662	0	Bullish	Bearish	-141.00		1.81	47,761.85
13:31:13	286475	1360	Bullish	Bearish	5.81		2.13	21,330.55	13:31:13	333221	-16441	Bullish	Bearish	-126.89		1.77	47,746.20
13:32:13	289221	2746	Bullish	Bearish	-2.04		2.15	21,318.85	13:32:13	333221	0	Bullish	Bearish	-144.69		1.77	47,743.40
13:33:15	289221	0	Bullish	Bearish	-5.56		2.15	21,323.80	13:33:15	333221	0	Bullish	Bearish	-140.03		1.77	47,752.25
13:34:14	289221	0	Bullish	Bearish	-2.04		2.15	21,327.80	13:34:14	333221	0	Bullish	Bearish	-135.96		1.77	47,751.05
13:35:13	296363	7142	Bullish	Bearish	-1.01		2.18	21,321.80	13:35:13	314755	-18466	Bullish	Bearish	-149.57		1.71	47,735.05
13:36:13	296363	0	Bullish	Bearish	-3.40		2.18	21,322.70	13:36:13	314755	0	Bullish	Bearish	-135.96		1.71	47,735.10
13:37:13	295015	-1348	Bullish	Bearish	-0.49		2.17	21,330.40	13:37:13	314755	0	Bullish	Bearish	-136.25		1.71	47,761.75
13:38:13	302189	7174	Bullish	Bearish	-0.55		2.2	21,323.75	13:38:13	310914	-3841	Bullish	Bearish	-136.09		1.69	47,738.85
13:39:13	302189	0	Bullish	Bearish	0.40		2.2	21,324.90	13:39:13	310914	0	Bullish	Bearish	-140.20		1.69	47,734.90
13:40:12	298336	-3853	Bullish	Bearish	-5.10		2.18	21,321.00	13:40:12	309796	-1118	Bullish	Bearish	-152.14		1.69	47,735.15
13:41:13	298336	0	Bullish	Bearish	-23.57	Buy 21500 PE	2.18	21,300.45	13:41:13	300336	-9460	Bullish	Bearish	-266.80		1.67	47,645.05
13:42:18	298336	0	Bullish	Bearish	-35.91		2.18	21,287.75	13:42:18	300336	0	Bullish	Bearish	-284.08		1.67	47,577.40
13:43:13	273268	-25068	Bullish	Bearish	-49.49		2.09	21,286.30	13:43:13	167895	-132441	Bullish	Bearish	-315.76		1.38	47,576.60
13:44:14	273268	0	Bullish	Bearish	-45.27		2.09	21,285.35	13:44:14	171187	3292	Bullish	Bearish	-320.33		1.39	47,567.90
13:45:15	273268	0	Bullish	Bearish	-60.82		2.09	21,279.50	13:45:15	171187	0	Bullish	Bearish	-353.54		1.39	47,556.40
13:46:14	264564	-8704	Bullish	Bearish	-59.34		2.02	21,279.25	13:46:14	139248	-31939	Bullish	Bearish	-319.08		1.32	47,557.65
13:47:15	254685	-9879	Bullish	Bearish	-56.24		1.98	21,278.75	13:47:15	117716	-21532	Bullish	Bearish	-307.26		1.25	47,551.60
13:48:13	254685	0	Bullish	Bearish	-51.65		1.98	21,280.70	13:48:13	117716	0	Bullish	Bearish	-304.51		1.25	47,569.35
13:49:13	244180	-10505	Bullish	Bearish	-53.24		1.94	21,260.45	13:49:13	101175	-16541	Bullish	Bearish	-318.41		1.21	47,484.55
13:50:13	241768	-2412	Bullish	Bearish	-76.42		1.92	21,244.15	13:50:13	88318	-12857	Bullish	Bearish	-380.59		1.18	47,446.65
13:51:13	241768	0	Bullish	Bearish	-83.80		1.92	21,242.60	13:51:13	88318	0	Bullish	Bearish	-420.66		1.18	47,433.20
13:52:13	174417	-67351	Bullish	Bearish	-99.20		1.61	21,238.40	13:52:13	10047	-78271	Bullish	Bearish	-419.97		1.02	47,432.70
13:53:13	174417	0	Bullish	Bearish	-93.65		1.61	21,234.75	13:53:13	10047	0	Bullish	Bearish	-375.02		1.02	47,476.85
13:54:13	174417	0	Bullish	Bearish	-91.59		1.61	21,255.10	13:54:13	10047	0	Bullish	Bearish	-332.15		1.02	47,520.95
13:55:13	113003	-61414	Bullish	Bearish	-53.36		1.4	21,286.90	13:55:13	-13427	-23474	Bearish	Bearish	-290.59		0.97	47,575.25
13:56:15	96386	-16617	Bullish	Bearish	-59.21		1.32	21,278.15	13:56:15	-19863	-6436	Bearish	Bearish	-291.22		0.96	47,572.90
13:57:13	96386	0	Bullish	Bearish	-61.64		1.32	21,275.85	13:57:13	-19863	0	Bearish	Bearish	-291.49		0.96	47,540.40
13:58:13	97925	1539	Bullish	Bearish	-70.73		1.32	21,258.25	13:58:13	-19863	0	Bearish	Bearish	-319.27		0.96	47,499.45
13:59:12	97925	0	Bullish	Bearish	-85.04		1.32	21,262.00	13:59:12	-35646	-15783	Bearish	Bearish	-365.33		0.93	47,511.25
14:00:15	97925	0	Bullish	Bearish	-86.62		1.32	21,254.90	14:00:15	-35646	0	Bearish	Bearish	-354.18		0.93	47,508.75
14:01:13	101659	3734	Bullish	Bearish	-80.09		1.34	21,255.20	14:01:13	-27878	7768	Bearish	Bearish	-336.41		0.95	47,496.10

Nifty ATM		Current Expiry	Exp High : 21,448.60	58.10	Not Break	Resistanc	21500	BN ATM	Friday		Exp High : 48,181.00	109.60	Not Break	Resistanc	48000		
21350		2023-12-28	Exp Low : 21,143.10	89.35	Not Break	Support	21000	47500			Exp Low : 47,494.50	-78.65	Breakout	Support	47000		
Time	NET Oi	+▲-▼	Net Oi Signal	Price Action Signal	VWAP Diff	Strike	Nifty PCR	Nifty LTP	Time	NET Oi	+▲-▼	Net Oi Signal	Price Action Signal	VWAP Diff	Strike	BN PCR	BN LTP
14:02:13	91716	-9943	Bullish	Bullish	-80.09		1.31	21,265.15	14:02:13	-27878	0	Bearish	Bullish	-324.97		0.95	47,528.80
14:03:13	91716	0	Bullish	Bullish	-60.18		1.31	21,263.25	14:03:13	-27878	0	Bearish	Bullish	-293.94		0.95	47,528.25
14:04:13	76602	-15114	Bullish	Bullish	-60.18		1.24	21,268.55	14:04:13	-15929	11949	Bearish	Bullish	-293.94		0.97	47,545.80
14:05:15	76602	0	Bullish	Bullish	-47.57		1.24	21,275.90	14:05:15	-8878	7051	Bearish	Bullish	-265.92		0.98	47,550.90
14:06:13	76602	0	Bullish	Bullish	-55.23		1.24	21,270.75	14:06:13	-8878	0	Bearish	Bullish	-283.60		0.98	47,520.05
14:07:12	76283	-319	Bullish	Bullish	-47.65		1.24	21,283.00	14:07:12	-8878	0	Bearish	Bullish	-279.98		0.98	47,548.85
14:08:14	73715	-2568	Bullish	Bullish	-39.02		1.23	21,292.65	14:08:14	5292	14170	Bullish	Bearish	-241.68		1.01	47,558.75
14:09:13	73715	0	Bullish	Bullish	-41.20		1.23	21,283.50	14:09:13	5292	0	Bullish	Bearish	-274.30		1.01	47,534.55
14:10:14	80488	6773	Bullish	Bullish	-31.90		1.26	21,299.60	14:10:14	5292	0	Bullish	Bullish	-226.99		1.01	47,590.90
14:11:13	81044	556	Bullish	Bullish	-14.86		1.26	21,308.15	14:11:13	8279	2987	Bullish	Bullish	-161.39		1.02	47,633.75
14:12:13	81044	0	Bullish	Bullish	-13.86		1.26	21,310.10	14:12:13	8279	0	Bullish	Bullish	-146.23		1.02	47,647.10
14:13:15	83806	2762	Bullish	Bullish	-8.52		1.28	21,307.45	14:13:15	9941	1662	Bullish	Bullish	-154.14		1.02	47,629.60
14:14:13	83806	0	Bullish	Bullish	-22.72		1.28	21,300.20	14:14:13	11638	1697	Bullish	Bullish	-191.28		1.02	47,607.65
14:15:14	83806	0	Bullish	Bullish	-21.82		1.28	21,311.25	14:15:14	11638	0	Bullish	Bullish	-193.52		1.02	47,607.75
14:16:13	83550	-256	Bullish	Bullish	-15.49		1.28	21,304.60	14:16:13	23627	11989	Bullish	Bullish	-192.00		1.05	47,605.00
14:17:13	97997	14447	Bullish	Bullish	-26.05		1.34	21,308.35	14:17:13	30628	7001	Bullish	Bullish	-250.75		1.06	47,586.35
14:18:13	97997	0	Bullish	Bullish	-17.25		1.34	21,304.50	14:18:13	30628	0	Bullish	Bullish	-209.82		1.06	47,570.35
14:19:14	97997	0	Bullish	Bullish	-18.22		1.34	21,317.05	14:19:14	30628	0	Bullish	Bullish	-215.74		1.06	47,608.55
14:20:15	109142	11145	Bullish	Bullish	1.72		1.39	21,334.00	14:20:15	49759	19131	Bullish	Bullish	-139.38		1.11	47,648.25
14:21:12	109142	0	Bullish	Bullish	11.94	Buy 21100 CE	1.39	21,335.90	14:21:12	49759	0	Bullish	Bullish	-130.81		1.11	47,652.50
14:22:13	109142	0	Bullish	Bullish	12.66		1.39	21,334.85	14:22:13	52609	2850	Bullish	Bullish	-144.53		1.11	47,653.05
14:23:13	118854	9712	Bullish	Bullish	6.65		1.44	21,328.90	14:23:13	39361	-13248	Bullish	Bullish	-146.97		1.08	47,637.20
14:24:14	118854	0	Bullish	Bullish	-2.11		1.44	21,328.95	14:24:14	39361	0	Bullish	Bullish	-167.66		1.08	47,641.30
14:25:13	116865	-1989	Bullish	Bullish	-8.69		1.42	21,326.15	14:25:13	22725	-16636	Bullish	Bearish	-186.81		1.05	47,632.20
14:26:13	116865	0	Bullish	Bullish	-13.01	Buy 21500 PE	1.42	21,319.15	14:26:13	22727	2	Bullish	Bearish	-179.25		1.05	47,616.20
14:27:14	116865	0	Bullish	Bullish	-10.14		1.42	21,315.65	14:27:14	22727	0	Bullish	Bearish	-196.51		1.05	47,588.75
14:28:13	116865	0	Bullish	Bullish	-8.62		1.42	21,327.15	14:28:13	14837	-7890	Bullish	Bullish	-179.06		1.03	47,625.15
14:29:13	122207	5342	Bullish	Bullish	3.29		1.45	21,329.45	14:29:13	14802	-35	Bullish	Bullish	-154.91		1.03	47,631.75
14:30:13	122207	0	Bullish	Bullish	1.74		1.45	21,324.50	14:30:13	14802	0	Bullish	Bullish	-173.65		1.03	47,624.40
14:31:14	122207	0	Bullish	Bullish	-7.01		1.45	21,321.25	14:31:14	14802	0	Bullish	Bullish	-204.67		1.03	47,608.45
14:32:15	123575	1368	Bullish	Bullish	-0.26		1.46	21,324.00	14:32:15	16552	1750	Bullish	Bearish	-184.79		1.03	47,605.25
14:33:13	123575	0	Bullish	Bearish	-5.50		1.46	21,322.95	14:33:13	16552	0	Bullish	Bearish	-198.80		1.03	47,603.15
14:34:13	131835	8260	Bullish	Bearish	-3.25		1.49	21,325.35	14:34:13	16552	0	Bullish	Bearish	-183.28		1.03	47,608.10
14:35:13	127266	-4569	Bullish	Bearish	-1.50		1.46	21,313.15	14:35:13	11780	-4772	Bullish	Bearish	-205.92		1.02	47,552.75
14:36:13	127266	0	Bullish	Bearish	-14.72		1.46	21,319.55	14:36:13	11780	0	Bullish	Bearish	-265.72		1.02	47,554.55
14:37:15	132807	5541	Bullish	Bearish	9.27		1.49	21,326.30	14:37:15	14335	2555	Bullish	Bearish	-205.70		1.03	47,573.25



Nifty ATM		Current Expiry	Exp High : 21,448.60	58.10	Not Break	Resistanc	21500	BN ATM	Friday		Exp High : 48,181.00	109.60	Not Break	Resistanc	48000		
21350		2023-12-28	Exp Low : 21,143.10	89.35	Not Break	Support	21000	47500			Exp Low : 47,494.50	-78.65	Breakout	Support	47000		
Time	NET Oi	+▲-▼	Net Oi Signal	Price Action Signal	VWAP Diff	Strike	Nifty PCR	Nifty LTP	Time	NET Oi	+▲-▼	Net Oi Signal	Price Action Signal	VWAP Diff	Strike	BN PCR	BN LTP
14:38:13	142136	9329	Bullish	Bullish	21.53	Buy 21100 CE	1.53	21,331.20	14:38:13	22899	8564	Bullish	Bearish	-193.76		1.05	47,578.75
14:39:13	142136	0	Bullish	Bullish	32.22		1.53	21,340.65	14:39:13	22899	0	Bullish	Bearish	-174.56		1.05	47,601.80
14:40:12	142136	0	Bullish	Bullish	46.09		1.53	21,339.45	14:40:12	20683	-2216	Bullish	Bullish	-135.56		1.04	47,604.50
14:41:13	167485	25349	Bullish	Bullish	45.68		1.65	21,358.65	14:41:13	20379	-304	Bullish	Bearish	-172.44		1.04	47,610.70
14:42:14	167485	0	Bullish	Bullish	61.00		1.65	21,352.20	14:42:14	20379	0	Bullish	Bearish	-141.59		1.04	47,614.10
14:43:15	181916	14431	Bullish	Bullish	51.43		1.71	21,360.45	14:43:15	20379	0	Bullish	Bearish	-153.33		1.04	47,618.50
14:44:12	194554	12638	Bullish	Bullish	60.03		1.8	21,363.70	14:44:12	22264	1885	Bullish	Bullish	-120.86		1.04	47,643.45
14:45:16	194554	0	Bullish	Bullish	56.74		1.8	21,362.70	14:45:16	22264	0	Bullish	Bullish	-71.14		1.04	47,693.60
14:46:13	205090	10536	Bullish	Bullish	54.81		1.86	21,359.55	14:46:13	22264	0	Bullish	Bullish	-26.23		1.04	47,693.05
14:47:13	205090	0	Bullish	Bullish	60.01		1.86	21,360.70	14:47:13	22645	381	Bullish	Bullish	8.30		1.05	47,692.95
14:48:13	205090	0	Bullish	Bullish	53.63		1.86	21,345.80	14:48:13	22645	0	Bullish	Bullish	-46.95		1.05	47,675.55
14:49:13	205090	0	Bullish	Bullish	42.26		1.86	21,345.65	14:49:13	22645	0	Bullish	Bullish	-67.26		1.05	47,670.90
14:50:12	222470	17380	Bullish	Bullish	33.99		1.96	21,338.10	14:50:12	56144	33499	Bullish	Bullish	-85.69		1.12	47,654.00
14:51:13	222470	0	Bullish	Bullish	29.02		1.96	21,355.85	14:51:13	56144	0	Bullish	Bullish	-91.40		1.12	47,682.35
14:52:12	219989	-2481	Bullish	Bullish	42.63		1.95	21,354.60	14:52:12	56144	0	Bullish	Bullish	-75.64		1.12	47,680.10
14:53:14	219286	-703	Bullish	Bullish	37.40		1.95	21,349.75	14:53:14	51091	-5053	Bullish	Bullish	-73.70		1.11	47,673.55
14:54:13	219286	0	Bullish	Bearish	29.80		1.95	21,350.15	14:54:13	51091	0	Bullish	Bullish	-108.99		1.11	47,652.30
14:55:13	219286	0	Bullish	Bullish	38.20		1.95	21,357.70	14:55:13	51091	0	Bullish	Bullish	-100.96		1.11	47,666.80
14:56:13	217740	-1546	Bullish	Bullish	48.31		1.95	21,366.85	14:56:13	60655	9564	Bullish	Bullish	-71.13		1.14	47,694.30
14:57:13	217740	0	Bullish	Bullish	52.38		1.95	21,370.20	14:57:13	60655	0	Bullish	Bullish	-70.32		1.14	47,674.50
14:58:13	214731	-3009	Bullish	Bullish	51.80		1.93	21,368.85	14:58:13	51570	-9085	Bullish	Bearish	-82.32		1.11	47,667.45
14:59:13	214530	-201	Bullish	Bullish	43.24		1.93	21,361.25	14:59:13	51570	0	Bullish	Bearish	-111.31		1.11	47,666.65
15:00:14	214530	0	Bullish	Bullish	34.72		1.93	21,363.60	15:00:14	51570	0	Bullish	Bearish	-176.62		1.11	47,642.60
15:01:13	218686	4156	Bullish	Bullish	43.48		1.95	21,361.50	15:01:13	58086	6516	Bullish	Bearish	-116.57		1.13	47,632.45
15:02:15	224433	5747	Bullish	Bullish	36.62		2	21,358.60	15:02:15	56000	-2086	Bullish	Bearish	-218.08		1.13	47,583.10
15:03:14	224433	0	Bullish	Bullish	35.20		2	21,358.90	15:03:14	56000	0	Bullish	Bearish	-229.77		1.13	47,560.55
15:04:13	224433	0	Bullish	Bullish	45.71		2	21,364.40	15:04:13	56000	0	Bullish	Bearish	-208.77		1.13	47,574.90
15:05:15	233564	9131	Bullish	Bullish	34.93		2.07	21,357.25	15:05:15	38288	-17712	Bullish	Bearish	-259.21		1.09	47,541.15
15:06:14	233564	0	Bullish	Bullish	22.42		2.07	21,352.55	15:06:14	38288	0	Bullish	Bearish	-298.28		1.09	47,493.60
15:07:14	233564	0	Bullish	Bearish	17.06		2.07	21,339.70	15:07:14	27094	-11194	Bullish	Bearish	-314.53		1.06	47,450.10
15:08:15	237751	4187	Bullish	Bearish	10.72		2.13	21,341.00	15:08:15	11696	-15398	Bullish	Bearish	-284.86		1.03	47,478.30
15:09:15	237751	0	Bullish	Bearish	13.95		2.13	21,350.00	15:09:15	11696	0	Bullish	Bearish	-296.12		1.03	47,483.30
15:10:13	235281	-2470	Bullish	Bearish	15.79		2.1	21,351.80	15:10:13	-7561	-19257	Bearish	Bearish	-292.17		0.98	47,487.55
15:11:13	223047	-12234	Bullish	Bearish	23.31		2.05	21,348.85	15:11:13	-25781	-18220	Bearish	Bearish	-281.22		0.95	47,472.45
15:12:13	223047	0	Bullish	Bearish	19.13		2.05	21,348.30	15:12:13	-25781	0	Bearish	Bearish	-316.34		0.95	47,474.25
15:13:13	219829	-3218	Bullish	Bearish	19.35		2.03	21,357.85	15:13:13	-25781	0	Bearish	Bearish	-280.72		0.95	47,543.55

Nifty ATM	Nifty Spot	Nifty Pre CL	Nifty Open	Nifty High	Nifty Low	India VIX	Current Expiry	Exp High	21,448.60	58.10	Not Break	Resistanc	21500	BN ATM	BN Spot	BN Pre CL	BN Open	BN High	BN Low	India VIX	Friday	Exp High	48,181.00	109.60	Not Break	Resistanc	48000		
21350	21,349.40	21255.05	21,295.85	21,390.50	21,232.45	13.71	2023-12-28	Exp Low	21,143.10	89.35	Not Break	Support	21000	47500	47,491.85	47,840.15	47,837.75	48,071.40	47,415.85	13.71	Friday	Exp Low	47,494.50	-78.65	Breakout	Support	47000		
Time	Call COI (Bearish ▼)	Call COI (+▲-▼)	Short Covering	Put COI (Bullish ▲)	Put COI (+▲-▼)	Long UW	NET Oi	+▲-▼	Net Oi Signal	Price Action Signal	VWAP Diff	Strike	Nifty PCR	Nifty LTP	Time	Call COI (Bearish ▼)	Call COI (+▲-▼)	Short Covering	Put COI (Bullish ▲)	Put COI (+▲-▼)	Long Unwinding	NET Oi	+▲-▼	Net Oi Signal	Price Action Signal	VWAP Diff	Strike	BN PCR	BN LTP
09:14:13	86624	0		80762	0		-5862	0	Bearish	Wait	138.58		0.93	21,295.85	09:14:13	146596	0		493757	0		347161	0	Bullish	Wait	486.72		3.37	47,837.75
09:15:13	86624	0		80762	0		-5862	0	Bearish	Wait	138.58		0.93	21,295.85	09:15:13	146596	0		493757	0		347161	0	Bullish	Wait	486.72		3.37	47,837.75
09:16:13	86624	0		80762	0		-5862	0	Bearish	Wait	-20.22	Buy 21500 PE	0.93	21,285.20	09:16:13	129243	-17353	Short C	493757	0		364514	17353	Bullish	Wait	-27.37	Buy 48100 PE	3.82	47,800.00
09:17:13	89156	2532		80762	0		-8394	-2532	Bearish	Wait	-10.90		0.91	21,274.05	09:17:13	129243	0		458596	-35161	Long UW	329353	-35161	Bullish	Wait	-12.13		3.55	47,815.00
09:18:16	104341	15185		80762	0		-23579	-15185	Bearish	Wait	0.63		0.77	21,281.30	09:18:16	129243	0		458596	0		329353	0	Bullish	Wait	22.14	Buy 47500 CE	3.55	47,830.70
09:19:16	134098	29757		132047	51285		-2051	21528	Bearish	Wait	3.94		0.98	21,295.60	09:19:16	188323	59080		547237	88641		358914	29561	Bullish	Wait	39.49		2.91	47,855.25
09:20:13	134098	0		132047	0		-2051	0	Bearish	Wait	2.44		0.98	21,287.75	09:20:13	188323	0		547237	0		358914	0	Bullish	Wait	8.77		2.91	47,831.15
09:21:15	134098	0		132047	0		-2051	0	Bearish	Wait	2.23		0.98	21,280.90	09:21:15	188323	0		547237	0		358914	0	Bullish	Wait	-27.86	Buy 48100 PE	2.91	47,771.65
09:22:13	174195	40097		163392	31345		-10803	-8752	Bearish	Wait	-11.25		0.94	21,274.55	09:22:13	242722	54399		592010	44773		349288	-9626	Bullish	Wait	-46.33		2.44	47,778.80
09:23:14	174195	0		168208	4816		-5987	4816	Bearish	Wait	-19.11		0.97	21,266.15	09:23:14	242722	0		592010	0		349288	0	Bullish	Wait	-35.00		2.44	47,772.30
09:24:15	174195	0		168208	0		-5987	0	Bearish	Wait	-24.35		0.97	21,267.20	09:24:15	242722	0		592010	0		349288	0	Bullish	Wait	-51.52		2.44	47,752.25
09:25:13	193482	19287		177804	9596		-15678	-9691	Bearish	Wait	-23.51		0.92	21,260.00	09:25:13	285101	42379		632236	40226		347135	-2153	Bullish	Wait	-67.75		2.22	47,746.10
09:26:14	193482	0		192775	14971		-707	14971	Bearish	Wait	-24.27		1	21,265.25	09:26:14	290994	5893		632236	0		341242	-5893	Bullish	Wait	-73.34		2.17	47,754.35
09:27:13	193482	0		192775	0		-707	0	Bearish	Bearish	-5.36		1	21,272.05	09:27:13	318302	27308		632236	0		313934	-27308	Bullish	Bearish	-34.32		1.99	47,758.75
09:28:13	211370	17888		209726	16951		-1644	-937	Bearish	Bearish	-5.12		0.99	21,270.65	09:28:13	324686	6384		664214	31978		339528	25594	Bullish	Bearish	-61.92		2.05	47,744.85
09:29:14	211769	399		209726	0		-2043	-399	Bearish	Bearish	-18.15		0.99	21,261.65	09:29:14	324686	0		668693	4479		344007	4479	Bullish	Bearish	-70.00		2.06	47,731.30
09:30:14	211769	0		209726	0		-2043	0	Bearish	Bearish	-27.89		0.99	21,249.75	09:30:14	324686	0		668693	0		344007	0	Bullish	Bearish	-83.21		2.06	47,710.30
09:31:15	226061	14292		222609	12883		-3452	-1409	Bearish	Bearish	-24.49		0.98	21,257.25	09:31:15	354505	29819		671207	2514		316702	-27305	Bullish	Bearish	-63.08		1.89	47,732.80
09:32:13	226061	0		222609	0		-3452	0	Bearish	Bearish	-11.19		0.98	21,263.55	09:32:13	354505	0		671207	0		316702	0	Bullish	Bearish	-33.18		1.89	47,776.45
09:33:13	226061	0		222609	0		-3452	0	Bearish	Bearish	-7.10		0.98	21,264.05	09:33:13	354505	0		671207	0		316702	0	Bullish	Bearish	-12.84		1.89	47,788.65
09:34:13	243427	17366		237198	14589		-6229	-2777	Bearish	Bearish	-10.15		0.97	21,256.20	09:34:13	374718	20213		677429	6222		302711	-13991	Bullish	Bearish	-43.98		1.81	47,746.45
09:35:13	243427	0		237198	0		-6229	0	Bearish	Bearish	-4.57		0.97	21,267.80	09:35:13	374718	0		677429	0		302711	0	Bullish	Bearish	-45.47		1.81	47,772.05
09:36:14	243427	0		260065	22867		16638	22867	Bullish	Bullish	0.36		1.07	21,270.10	09:36:14	374718	0		677429	0		302711	0	Bullish	Bullish	-27.11		1.81	47,774.40
09:37:13	250421	6994		260065	0		9644	-6994	Bullish	Bullish	7.03		1.04	21,274.80	09:37:13	393129	18411		712479	35050		319350	16639	Bullish	Bullish	-15.40		1.81	47,778.60
09:38:13	250421	0		260065	0		9644	0	Bullish	Bullish	17.92	Buy 21100 CE	1.04	21,276.70	09:38:13	393129	0		712479	0		319350	0	Bullish	Bullish	-12.09		1.81	47,775.50
09:39:14	250421	0		260065	0		9644	0	Bullish	Bullish	20.33		1.04	21,275.50	09:39:14	393129	0		712479	0		319350	0	Bullish	Bearish	-13.79		1.81	47,750.80
09:40:13	255012	4591		272952	12887		17940	8296	Bullish	Bullish	15.66		1.07	21,274.15	09:40:13	401518	8389		721465	8986		319947	597	Bullish	Bearish	-49.56		1.8	47,735.15
09:41:13	255012	0		272952	0		17940	0	Bullish	Bearish	1.81		1.07	21,261.55	09:41:13	401518	0		721465	0		319947	0	Bullish	Bearish	-98.44		1.8	47,702.65
09:42:13	255012	0		272952	0		17940	0	Bullish	Bullish	5.89		1.07	21,263.80	09:42:13	401518	0		721465	0		319947	0	Bullish	Bearish	-48.59		1.8	47,721.65
09:43:13	262473	7461		294273	21321		31800	13860	Bullish	Bullish	15.37		1.12	21,266.70	09:43:13	413866	12348		705928	-15537	Long UW	292062	-27885	Bullish	Bullish	-38.58		1.71	47,741.30
09:44:14	262473	0		294273	0		31800	0	Bullish	Bullish	8.46		1.12	21,271.25	09:44:14	413866	0		705928	0		292062	0	Bullish	Bullish	-32.48		1.71	47,756.90
09:45:13	266344	3871		294273	0		27929	-3871	Bullish	Bullish	20.38		1.1	21,270.40	09:45:13	413866	0		705928	0		292062	0	Bullish	Bearish	-6.74		1.71	47,749.95
09:46:14	266344	0		304715	10442		38371	10442	Bullish	Bullish	15.29		1.14	21,271.25	09:46:14	424086	10220		713437	7509		289351	-2711	Bullish	Bearish	-26.91		1.68	47,746.40
09:47:13	266344	0		304715	0		38371	0	Bullish	Bullish	15.55		1.14	21,283.05	09:47:13	424086	0		713437	0		289351	0	Bullish	Bullish	-5.19		1.68	47,778.35
09:48:13	266344	0		304715	0		38371	0	Bullish	Bullish	34.13		1.14	21,307.30	09:48:13	424086	0		713437	0		289351	0	Bullish	Bullish	57.69	Buy 47500 CE	1.68	47,818.80
09:49:13	260754	-5590	Short C	307289	2574		46535	8164	Bullish	Bullish	41.26		1.18	21,323.70	09:49:13	413564	-10522	Short C	715527	2090		301963	12612	Bullish	Bullish	66.91		1.73	47,862.20
09:50:13	260754	0		307289	0		46535	0	Bullish	Bullish	46.25		1.18	21,331.10	09:50:13	413564	0		715527	0		301963	0	Bullish	Bullish	83.79		1.73	47,867.00
09:51:13	260754	0		307289	0		46535	0	Bullish	Bullish	49.95		1.18	21,330.15	09:51:13	413564	0		715527	0		301963	0	Bullish	Bullish	84.44		1.73	47,852.90
09:52:14	247521	-13233	Short C	331844	24555		84323	37788	Bullish	Bullish	40.28		1.34	21,330.95	09:52:14	391571	-21993	Short C	704721	-10806	Long UW	313150	11187	Bullish	Bullish	41.25		1.8	47,836.90
09:53:14	247521	0		331844	0		84323	0	Bullish	Bullish	44.35		1.34	21,340.30	09:53:14	391571	0		704721	0		313150	0	Bullish	Bullish	59.46		1.8	47,857.00
09:54:13	247521	0		331844	0		84323	0	Bullish	Bullish	51.89		1.34	21,336.00	09:54:13	391571	0		704721	0		313150	0	Bullish	Bullish	67.10		1.8	47,849.95
09:55:14	248458	937		342922	11078		94464	10141	Bullish	Bullish	45.76		1.38	21,335.75	09:55:14	408043	16472		708642	3921		300599	-12551	Bullish	Bullish	52.45		1.74	47,844.90
09:56:12	248458	0		342922	0		94464	0	Bullish	Bullish	37.74		1.38	21,329.20	09:56:12	408043	0		708642	0		300599	0	Bullish	Bullish	30.58		1.74	47,828.05
09:57:13	248458	0		342922	0		94464	0	Bullish	Bullish	46.57		1.38	21,335.40	09:57:13	408043	0		708642	0		300599	0	Bullish	Bullish	42.42		1.74	47,836.65
09:58:13	253912	5454		358548	15626		104636	10172	Bullish	Bullish	35.56		1.41	21,324.25	09:58:13	418841	10798	</											


Nifty ATM		Nifty Spot	Nifty Pre C	Nifty Open	Nifty High	Nifty Low	India VIX	Current Expiry		Exp High	21,448.60	58.10	Not Break	Resistanc	21500	BN ATM	BN Spot	BN Pre CL	BN Open	BN High	BN Low	India VIX	Friday		Exp High	48,181.00	109.60	Not Break	Resistanc	48000
21350		21,349.40	21255.05	21,295.85	21,390.50	21,232.45	13.71	2023-12-28		Exp Low	21,143.10	89.35	Not Break	Support	21000	47500	47,491.85	47,840.15	47,837.75	48,071.40	47,415.85	13.71		Exp Low	47,494.50	-78.65	Breakout	Support	47000	
Time	Call COI (Bearish ▼)	Call COI (+▲▼)	Short Covering	Put COI (Bullish ▲)	Put COI (+▲▼)	Long UW	NET Oi	+▲▼	Net Oi Signal	Price Action Signal	VWAP Diff	Strike	Nifty PCR	Nifty LTP	Time	Call COI (Bearish ▼)	Call COI (+▲▼)	Short Covering	Put COI (Bullish ▲)	Put COI (+▲▼)	Long Unwinding	NET Oi	+▲▼	Net Oi Signal	Price Action Signal	VWAP Diff	Strike	BN PCR	BN LTP	
10:16:13	241295	-1566	Short C	426648	14194		185353	15760	Bullish	Bullish	60.44	1.77	21,350.90	10:16:13	360602	-31952	Short C	761770	4468		401168	36420	Bullish	Bullish	125.80	2.11	47,926.80			
10:17:14	241295	0		426648	0		185353	0	Bullish	Bullish	54.80	1.77	21,342.60	10:17:14	360602	0		761770	0		401168	0	Bullish	Bullish	88.09	2.11	47,901.55			
10:18:13	241295	0		426648	0		185353	0	Bullish	Bearish	47.30	1.77	21,338.15	10:18:13	360602	0		761770	0		401168	0	Bullish	Bearish	77.90	2.11	47,892.40			
10:19:14	234182	-7113	Short C	445080	18432		210898	25545	Bullish	Bullish	50.07	1.9	21,351.55	10:19:14	358228	-2374	Short C	778287	16517		420059	18891	Bullish	Bullish	77.77	2.17	47,930.90			
10:20:13	234182	0		445080	0		210898	0	Bullish	Bearish	59.53	1.9	21,349.40	10:20:13	358228	0		778273	-14		420045	-14	Bullish	Bearish	102.76	2.17	47,927.50			
10:21:13	234182	0		445080	0		210898	0	Bullish	Bearish	48.95	1.9	21,341.25	10:21:13	358228	0		778273	0		420045	0	Bullish	Bearish	74.01	2.17	47,908.30			
10:22:13	239338	5156		453696	8616		214358	3460	Bullish	Bearish	55.12	1.9	21,342.35	10:22:13	370132	11904		781551	3278		411419	-8626	Bullish	Bearish	74.82	2.11	47,898.75			
10:23:13	239338	0		453696	0		214358	0	Bullish	Bearish	52.20	1.9	21,339.15	10:23:13	370132	0		781551	0		411419	0	Bullish	Bearish	87.30	2.11	47,905.75			
10:24:13	239338	0		453696	0		214358	0	Bullish	Bearish	46.95	1.9	21,336.75	10:24:13	370132	0		781551	0		411419	0	Bullish	Bearish	42.02	2.11	47,874.75			
10:25:13	241056	1718		463592	9896		222536	8178	Bullish	Bearish	45.02	1.92	21,323.45	10:25:13	367333	-2799	Short C	770946	-10605	Long UW	403613	-7806	Bullish	Bearish	30.46	2.1	47,849.40			
10:26:13	241056	0		463592	0		222536	0	Bullish	Bearish	38.44	1.92	21,335.70	10:26:13	367333	0		770946	0		403613	0	Bullish	Bearish	25.75	2.1	47,881.30			
10:27:13	241056	0		463592	0		222536	0	Bullish	Bearish	46.94	1.92	21,350.85	10:27:13	367333	0		770946	0		403613	0	Bullish	Bearish	53.00	2.1	47,907.00			
10:28:13	237781	-3275	Short C	471255	7663		233474	10938	Bullish	Bearish	54.79	1.98	21,343.25	10:28:13	369260	1927		767912	-3034	Long UW	398652	-4961	Bullish	Bearish	60.09	2.08	47,896.50			
10:29:13	237781	0		471255	0		233474	0	Bullish	Bearish	51.29	1.98	21,349.90	10:29:13	369260	0		767912	0		398652	0	Bullish	Bearish	59.05	2.08	47,900.85			
10:30:12	237781	0		471255	0		233474	0	Bullish	Bullish	56.01	1.98	21,350.55	10:30:12	369260	0		767912	0		398652	0	Bullish	Bullish	67.70	2.08	47,923.20			
10:31:13	235704	-2077	Short C	479544	8289		243840	10366	Bullish	Bullish	64.40	2.03	21,353.65	10:31:13	375487	6227		776734	8822		401247	2595	Bullish	Bullish	95.15	2.07	47,935.25			
10:32:13	235704	0		479544	0		243840	0	Bullish	Bullish	67.22	2.03	21,361.50	10:32:13	375487	0		776734	0		401247	0	Bullish	Bullish	98.66	2.07	47,941.55			
10:33:13	235704	0		479544	0		243840	0	Bullish	Bullish	65.13	2.03	21,351.55	10:33:13	375487	0		776734	0		401247	0	Bullish	Bearish	86.06	2.07	47,917.80			
10:34:14	226001	-9703	Short C	485878	6334		259877	16037	Bullish	Bullish	61.49	2.15	21,350.00	10:34:14	382681	7194		792897	16163		410216	8969	Bullish	Bullish	81.53	2.07	47,912.20			
10:35:13	226001	0		485878	0		259877	0	Bullish	Bullish	56.19	2.15	21,352.00	10:35:13	382681	0		792897	0		410216	0	Bullish	Bullish	74.97	2.07	47,923.45			
10:36:13	226001	0		485878	0		259877	0	Bullish	Bullish	57.42	2.15	21,346.65	10:36:13	382681	0		792897	0		410216	0	Bullish	Bullish	83.57	2.07	47,916.95			
10:37:13	230965	4964		492026	6148		261061	1184	Bullish	Bullish	49.34	2.13	21,344.25	10:37:13	382255	-426		799878	6981		417623	7407	Bullish	Bullish	60.66	2.09	47,893.65			
10:38:13	230965	0		492026	0		261061	0	Bullish	Bullish	49.51	2.13	21,345.00	10:38:13	382255	-2		799878	0		417625	2	Bullish	Bullish	70.73	2.09	47,897.45			
10:39:15	230965	0		492026	0		261061	0	Bullish	Bullish	56.86	2.13	21,341.95	10:39:15	382255	0		799878	0		417625	0	Bullish	Bullish	93.10	2.09	47,903.70			
10:40:13	237318	6353		494189	2163		256871	-4190	Bullish	Bearish	52.61	2.08	21,349.25	10:40:13	386753	4500		812045	12167		425292	7667	Bullish	Bearish	98.55	2.1	47,904.95			
10:41:13	237279	-39		494189	0		256910	39	Bullish	Bullish	61.35	2.08	21,354.30	10:41:13	386753	0		812045	0		425292	0	Bullish	Bullish	137.24	2.1	47,933.50			
10:42:17	237279	0		494189	0		256910	0	Bullish	Bullish	59.92	2.08	21,350.30	10:42:17	386753	0		812045	0		425292	0	Bullish	Bullish	101.84	2.1	47,909.05			
10:43:13	238966	1687		495925	1736		256959	49	Bullish	Bearish	54.79	2.08	21,349.00	10:43:13	372739	-14014	Short C	815175	3130		442436	17144	Bullish	Bearish	97.20	2.19	47,910.65			
10:44:12	238966	0		495925	0		256959	0	Bullish	Bearish	49.69	2.08	21,346.50	10:44:12	372747	8		815175	0		442428	-8	Bullish	Bearish	79.02	2.19	47,902.95			
10:45:14	238966	0		495925	0		256959	0	Bullish	Bearish	51.71	2.08	21,346.25	10:45:14	372747	0		815175	0		442428	0	Bullish	Bearish	72.99	2.19	47,892.30			
10:46:13	242496	3530		500071	4146		257575	616	Bullish	Bearish	46.75	2.06	21,347.15	10:46:13	376285	3538		820201	5026		443916	1488	Bullish	Bearish	69.78	2.18	47,892.60			
10:47:13	242496	0		500071	0		257575	0	Bullish	Bearish	46.14	2.06	21,346.20	10:47:13	379636	3351		820201	0		440565	-3351	Bullish	Bearish	66.09	2.16	47,888.75			
10:48:13	242496	0		500071	0		257575	0	Bullish	Bearish	50.20	2.06	21,351.80	10:48:13	379636	0		820201	0		440565	0	Bullish	Bearish	93.80	2.16	47,906.10			
10:49:13	244751	2255		506137	6066		261386	3811	Bullish	Bullish	51.79	2.07	21,360.15	10:49:13	390691	11055		829817	9616		439126	-1439	Bullish	Bearish	87.98	2.12	47,910.10			
10:50:14	244751	0		506137	0		261386	0	Bullish	Bullish	57.39	2.07	21,355.70	10:50:14	390689	-2		829820	3		439131	5	Bullish	Bullish	90.21	2.12	47,898.05			
10:51:14	244751	0		506137	0		261386	0	Bullish	Bullish	54.64	2.07	21,352.85	10:51:14	390689	0		829820	0		439131	0	Bullish	Bullish	77.45	2.12	47,899.90			
10:52:17	245166	415		509831	3694		264665	3279	Bullish	Bullish	52.47	2.08	21,352.10	10:52:17	401006	10317		830464	644		429458	-9673	Bullish	Bullish	81.57	2.07	47,910.35			
10:53:13	245166	0		509831	0		264665	0	Bullish	Bullish	63.36	2.08	21,363.20	10:53:13	401006	0		830464	0		429458	0	Bullish	Bullish	110.65	2.07	47,915.75			
10:54:13	245166	0		509831	0		264665	0	Bullish	Bullish	62.75	2.08	21,357.75	10:54:13	401006	0		830464	0		429458	0	Bullish	Bearish	97.36	2.07	47,912.15			
10:55:13	242710	-2456	Short C	513367	3536		270657	5992	Bullish	Bullish	60.39	2.12	21,358.40	10:55:13	396267	-4739	Short C	837953	7489		441686	12228	Bullish	Bullish	91.13	2.11	47,916.40			
10:56:13	242710	0		513367	0		270657	0	Bullish	Bullish	57.81	2.12	21,358.75	10:56:13	396267	0		837953	0		441686	0	Bullish	Bullish	108.50	2.11	47,921.15			
10:57:13	242710	0		513367	0		270657	0	Bullish	Bullish	61.92	2.12	21,366.00	10:57:13	396267	0		837953	0		441686	0	Bullish	Bullish	122.09	2.11	47,958.25			
10:58:14	244037	1327		520721	7354		276684	6027	Bullish	Bullish	64.90	2.13	21,364.95	10:58:14	370609	-25658	Short C	841424	3471		470815	29129	Bullish	Bullish	185.10	2.27	47,978.65			
10:59:13	244037	0		520721	0		276684	0	Bullish	Bullish	68.94	2.13	21,372.20	10:59:13	370609	0		841424	0		470815	0	Bullish	Bullish	207.84	2.27	48,009.60			
11:00:15	244037	0		520721	0		276684	0	Bullish	Bullish	78.28	2.13	21,375.60	11:00:15	370609	0		841424	0		470815	0	Bullish	Bullish	220.13	2.27	48,013.15			
11:01:32	220947	-23090	Short C	520721	0		299774	23090	Bullish	Bullish	78.95	2.36	21,380.45	11																

Nifty ATM	Nifty Spot	Nifty Pre O	Nifty Open	Nifty High	Nifty Low	India VIX	Current Expiry	Exp High	21,448.60	58.10	Not Break	Resistanc	21500	BN ATM	BN Spot	BN Pre CL	BN Open	BN High	BN Low	India VIX	Friday		Exp High	48,181.00	109.60	Not Break	Resistanc	48000	
21350	21,349.40	21255.05	21,295.85	21,390.50	21,232.45	13.71	2023-12-28	Exp Low	21,143.10	89.35	Not Break	Support	21000	47500	47,491.85	47,840.15	47,837.75	48,071.40	47,415.85	13.71			Exp Low	47,494.50	-78.65	Breakout	Support	47000	
Time	Call COI (Bearish ▼)	Call COI (+▲-▼)	Short Covering	Put COI (Bullish ▲)	Put COI (+▲-▼)	Long UW	NET Oi	+▲-▼	Net Oi Signal	Price Action Signal	VPAP Diff	Strike	Nifty PCR	Nifty LTP	Time	Call COI (Bearish ▼)	Call COI (+▲-▼)	Short Covering	Put COI (Bullish ▲)	Put COI (+▲-▼)	Long Unwinding	NET Oi	+▲-▼	Net Oi Signal	Price Action Signal	VPAP Diff	Strike	BN PCR	BN LTP
11:18:14	206235	0		546732	0		340497	0	Bullish	Bearish	63.90		2.65	21,373.65	11:18:14	306777	0		941435	0		634658	0	Bullish	Bearish	160.61		3.07	47,996.05
11:19:13	213052	6817		550267	3535		337215	-3282	Bullish	Bearish	69.24		2.58	21,372.30	11:19:13	317728	10951		945078	3643		627350	-7308	Bullish	Bearish	158.96		2.97	47,985.50
11:20:15	213046	-6		550267	0		337221	6	Bullish	Bearish	66.09		2.58	21,373.45	11:20:15	317728	0		945078	0		627350	0	Bullish	Bearish	135.02		2.97	47,980.30
11:21:13	213046	0		550267	0		337221	0	Bullish	Bearish	56.40		2.58	21,361.55	11:21:13	317728	0		945078	0		627350	0	Bullish	Bearish	124.76		2.97	47,956.20
11:22:14	214531	1485		547561	-2706	Long UW	333030	-4191	Bullish	Bearish	43.57		2.55	21,363.50	11:22:14	312288	-5440	Short C	945078	0		632790	5440	Bullish	Bearish	95.10		3.03	47,965.00
11:23:13	214531	0		547561	0		333030	0	Bullish	Bearish	53.72		2.55	21,365.45	11:23:13	312288	0		929864	-15214	Long UW	617576	-15214	Bullish	Bearish	135.12		2.98	47,969.30
11:24:13	214531	0		547561	0		333030	0	Bullish	Bullish	55.05		2.55	21,371.15	11:24:13	312288	0		929864	0		617576	0	Bullish	Bearish	127.18		2.98	47,976.55
11:25:13	220407	5876		554705	7144		334298	1268	Bullish	Bullish	57.62		2.52	21,374.05	11:25:13	320296	8008		930322	458		610026	-7550	Bullish	Bearish	141.42		2.9	47,999.15
11:26:13	220407	0		554705	0		334298	0	Bullish	Bearish	61.92		2.52	21,378.75	11:26:13	320296	0		930322	0		610026	0	Bullish	Bearish	152.38		2.9	47,994.25
11:27:14	220407	0		554705	0		334298	0	Bullish	Bullish	64.34		2.52	21,378.60	11:27:14	320296	0		930322	0		610026	0	Bullish	Bearish	147.44		2.9	47,988.40
11:28:14	225721	5314		554705	0		328984	-5314	Bullish	Bullish	61.19		2.46	21,377.50	11:28:14	322594	2298		936940	6618		614346	4320	Bullish	Bearish	117.05		2.9	47,976.35
11:29:12	225704	-17		557764	3059		332060	3076	Bullish	Bullish	57.26		2.47	21,374.35	11:29:12	326020	3426		936940	0		610920	-3426	Bullish	Bearish	115.65		2.87	47,961.00
11:30:14	225704	0		557764	0		332060	0	Bullish	Bullish	59.47		2.47	21,374.30	11:30:14	326020	0		936940	0		610920	0	Bullish	Bearish	118.62		2.87	47,962.75
11:31:17	228579	2875		557764	0		329185	-2875	Bullish	Bearish	56.09		2.44	21,371.80	11:31:17	331032	5012		936940	0		605908	-5012	Bullish	Bearish	105.09		2.83	47,952.65
11:32:13	228579	0		560902	3138		332223	3138	Bullish	Bullish	55.32		2.45	21,374.70	11:32:13	331024	-8		928969	-7971	Long UW	597945	-7963	Bullish	Bearish	107.10		2.81	47,961.50
11:33:14	228579	0		560902	0		332223	0	Bullish	Bullish	60.51		2.45	21,379.50	11:33:14	331024	0		928969	0		597945	0	Bullish	Bearish	105.09		2.81	47,958.80
11:34:14	230222	1643		563596	2694		333374	1051	Bullish	Bullish	54.83		2.45	21,370.30	11:34:14	335244	4220		923872	-5097	Long UW	588628	-9317	Bullish	Bearish	92.41		2.76	47,928.35
11:35:13	230222	0		563596	0		333374	0	Bullish	Bullish	39.77		2.45	21,375.45	11:35:13	335238	-6		923872	0		588634	6	Bullish	Bearish	9.62		2.76	47,903.60
11:36:28	230222	0		563596	0		333374	0	Bullish	Bullish	57.67		2.45	21,380.15	11:36:28	335238	0		923872	0		588634	0	Bullish	Bearish	48.45		2.76	47,923.60
11:37:13	228074	-2148	Short C	560455	-3141	Long UW	332381	-993	Bullish	Bullish	48.28		2.46	21,371.40	11:37:13	327733	-7505	Short C	873974	-49898	Long UW	546241	-42393	Bullish	Bearish	30.25		2.67	47,895.80
11:38:12	228074	0		560455	0		332381	0	Bullish	Bullish	50.40		2.46	21,375.35	11:38:12	327733	0		873974	0		546241	0	Bullish	Bearish	26.58		2.67	47,902.00
11:39:13	228074	0		560455	0		332381	0	Bullish	Bearish	51.36		2.46	21,373.35	11:39:13	327733	0		873974	0		546241	0	Bullish	Bearish	48.72		2.67	47,903.25
11:40:13	229090	1016		560455	0		331365	-1016	Bullish	Bearish	44.57		2.45	21,372.50	11:40:13	330530	2797		882473	8499		551943	5702	Bullish	Bearish	25.98		2.67	47,900.25
11:41:13	229090	0		560897	442		331807	442	Bullish	Bearish	47.94		2.45	21,374.55	11:41:13	330530	0		882473	0		551943	0	Bullish	Bearish	26.58		2.67	47,901.00
11:42:16	229090	0		560897	0		331807	0	Bullish	Bullish	47.23		2.45	21,378.10	11:42:16	330530	0		882473	0		551943	0	Bullish	Bearish	28.84		2.67	47,905.60
11:43:13	229899	809		560897	0		330998	-809	Bullish	Bullish	48.05		2.44	21,385.50	11:43:13	336923	6393		887781	5308		550858	-1085	Bullish	Bearish	37.16		2.63	47,926.05
11:44:13	229899	0		561063	166		331164	166	Bullish	Bullish	53.64		2.44	21,378.00	11:44:13	336994	71		887620	-161		550626	-232	Bullish	Bearish	64.69		2.63	47,905.60
11:45:15	229899	0		561063	0		331164	0	Bullish	Bullish	50.38		2.44	21,383.90	11:45:15	336994	0		887620	0		550626	0	Bullish	Bearish	23.66		2.63	47,910.60
11:46:15	230317	418		563730	2667		333413	2249	Bullish	Bullish	52.60		2.45	21,384.60	11:46:15	336994	0		886632	-988		549638	-988	Bullish	Bearish	49.49		2.63	47,923.00
11:47:13	230282	-35		563730	0		333448	35	Bullish	Bullish	53.26		2.45	21,382.75	11:47:13	340782	3788		886632	0		545850	-3788	Bullish	Bearish	51.19		2.6	47,906.15
11:48:15	230282	0		563730	0		333448	0	Bullish	Bullish	51.68		2.45	21,384.30	11:48:15	340782	0		886632	0		545850	0	Bullish	Bullish	47.94		2.6	47,909.50
11:49:14	231245	963		567599	3869		336354	2906	Bullish	Bullish	49.44		2.45	21,386.60	11:49:14	340782	0		892899	6267		552117	6267	Bullish	Bearish	43.72		2.62	47,909.65
11:50:13	231245	0		567599	0		336354	0	Bullish	Bullish	54.36		2.45	21,386.50	11:50:13	346198	5416		892899	0		546701	-5416	Bullish	Bullish	52.90		2.58	47,917.90
11:51:13	231245	0		567599	0		336354	0	Bullish	Bullish	50.60		2.45	21,382.95	11:51:13	346198	0		892899	0		546701	0	Bullish	Bullish	45.14		2.58	47,915.05
11:52:13	229712	-1533	Short C	567599	0		337887	1533	Bullish	Bullish	52.34		2.47	21,382.05	11:52:13	349870	3672		897742	4843		547872	1171	Bullish	Bullish	49.12		2.57	47,914.45
11:53:13	229712	0		569738	2139		340026	2139	Bullish	Bullish	44.50		2.48	21,381.15	11:53:13	349869	-1		897742	0		547873	1	Bullish	Bearish	18.23		2.57	47,897.45
11:54:13	229712	0		569738	0		340026	0	Bullish	Bullish	46.31		2.48	21,380.15	11:54:13	349869	0		897742	0		547873	0	Bullish	Bearish	20.78		2.57	47,896.55
11:55:13	229360	-352		571109	1371		341749	1723	Bullish	Bullish	49.01		2.49	21,382.25	11:55:13	355731	5862		902265	4323		546334	-1539	Bullish	Bullish	33.97		2.54	47,905.80
11:56:14	229390	30		571109	0		341719	-30	Bullish	Bearish	45.66		2.49	21,381.75	11:56:14	355777	46		902241	176		546464	130	Bullish	Bearish	31.60		2.54	47,901.35
11:57:13	229390</																												

Nifty ATM						Nifty Spot						Nifty Pre CL						Nifty Open						Nifty High						Nifty Low						India VIX						Current Expiry						Exp High						21,448.60						58.10						Not Break						Resistanc						21500						BN ATM						BN Spot						BN Pre CL						BN Open						BN High						BN Low						India VIX						Friday						Exp High						48,181.00						109.60						Not Break						Resistanc						48000					
21350						21,349.40						21255.05						21,295.85						21,390.50						21,232.45						13.71						2023-12-28						Exp Low						21,143.10						89.35						Not Break						Support						21000						47500						47,491.85						47,840.15						47,837.75						48,071.40						47,415.85						13.71												Exp Low						47,494.50						-78.65						Breakout						Support						47000					
Time	Call COI (Bearish ▼)	Call COI (+▲+▼)	Short Covering	Put COI (Bullish ▲)	Put COI (+▲+▼)	Long UW	NET Oi	+▲-▼	Net Oi Signal	Price Action Signal	VWAP Diff	Strike	Nifty PCR	Nifty LTP	Time	Call COI (Bearish ▼)	Call COI (+▲+▼)	Short Covering	Put COI (Bullish ▲)	Put COI (+▲+▼)	Long Unwinding	NET Oi	+▲-▼	Net Oi Signal	Price Action Signal	VWAP Diff	Strike	BN PCR	BN LTP	Time	Call COI (Bearish ▼)	Call COI (+▲+▼)	Short Covering	Put COI (Bullish ▲)	Put COI (+▲+▼)	Long Unwinding	NET Oi	+▲-▼	Net Oi Signal	Price Action Signal	VWAP Diff	Strike	BN PCR	BN LTP																																																																																																																											
12:20:14	227420			596905	0		369485	0	Bullish	Bearish	11.36	2.62	21,346.25	12:20:14	360682	0	10				887808									527126	-10	Bullish	Bearish	-66.57	Buy 48200 PE	2.46	47,855.55																																																																																																																																		
12:21:16	227420	0		596905	0		369485	0	Bullish	Bearish	5.73	2.62	21,340.45	12:21:16	360682	0						887808	0							527126	0	Bullish	Bearish	-70.83		2.46	47,859.95																																																																																																																																		
12:22:14	222012	-5408	Short C	586531	-10374	Long UW	364519	-4966	Bullish	Bearish	2.84	2.64	21,335.75	12:22:14	350610	-10072	Short C				858382	-29426	Long UW	507772	-19354	Bullish	Bearish	-50.38		2.45	47,858.70																																																																																																																																								
12:23:13	222012	0		586531	0		364519	0	Bullish	Bearish	17.89	2.64	21,351.65	12:23:13	350610	0						858382	0		507772	0	Bullish	Bearish	-36.03		2.45	47,877.25																																																																																																																																							
12:24:13	222012	0		586531	0		364519	0	Bullish	Bearish	9.55	2.64	21,343.60	12:24:13	350610	0						858382	0		507772	0	Bullish	Bearish	-44.34		2.45	47,863.80																																																																																																																																							
12:25:13	222012	0		588092	1561		366080	1561	Bullish	Bearish	11.87	2.65	21,347.50	12:25:13	359908	9298						871891	13509		511983	4211	Bullish	Bearish	-31.36		2.42	47,880.15																																																																																																																																							
12:26:36	222105	93		588092	0		365987	-93	Bullish	Bearish	13.35	2.65	21,347.10	12:26:36	359908	0						871891	0		511983	0	Bullish	Bearish	-23.21		2.42	47,872.10																																																																																																																																							
12:27:14	222105	0		588092	0		365987	0	Bullish	Bearish	10.48	2.65	21,344.45	12:27:14	359908	0						871891	0		511983	0	Bullish	Bearish	-30.81		2.42	47,877.65																																																																																																																																							
12:28:13	224926	2821		588092	0		363166	-2821	Bullish	Bearish	9.77	2.61	21,341.05	12:28:13	368349	8441						874782	2891		506433	-5550	Bullish	Bearish	-20.82		2.37	47,875.65																																																																																																																																							
12:29:12	224926	0		595838	7746		370912	7746	Bullish	Bearish	8.80	2.65	21,344.50	12:29:12	368349	0						878074	3292		509725	3292	Bullish	Bearish	-27.45		2.38	47,880.75																																																																																																																																							
12:30:13	224926	0		595838	0		370912	0	Bullish	Bearish	11.96	2.65	21,341.75	12:30:13	368378	29						878074	0		509696	-29	Bullish	Bearish	-28.56		2.38	47,880.45																																																																																																																																							
12:31:13	228297	3371		595838	0		367541	-3371	Bullish	Bearish	8.57	2.61	21,340.60	12:31:13	371939	3561						878074	0		506135	-3561	Bullish	Bearish	-44.26		2.36	47,851.00																																																																																																																																							
12:32:15	228297	0		597925	2087		369628	2087	Bullish	Bearish	6.35	2.62	21,335.40	12:32:15	371926	-13						880535	2461		508609	2474	Bullish	Bearish	-61.48		2.37	47,843.95																																																																																																																																							
12:33:13	228297	0		597925	0		369628	0	Bullish	Bearish	6.04	2.62	21,338.30	12:33:13	371926	0						880535	0		508609	0	Bullish	Bearish	-43.61		2.37	47,856.80																																																																																																																																							
12:34:15	229832	1535		589231	-8694	Long UW	359399	-10229	Bullish	Bearish	-6.69	2.56	21,331.80	12:34:15	374110	2184						888579	8044		514469	5860	Bullish	Bearish	-91.15		2.38	47,829.95																																																																																																																																							
12:35:13	229832	0		589231	0		359399	0	Bullish	Bearish	-25.45	2.56	21,303.90	12:35:13	374519	409						888579	0		514060	-409	Bullish	Bearish	-163.53		2.37	47,748.40																																																																																																																																							
12:36:13	229832	0		589231	0		359399	0	Bullish	Bearish	-32.77	2.56	21,305.45	12:36:13	374519	0						888579	0		514060	0	Bullish	Bearish	-160.99		2.37	47,740.50																																																																																																																																							
12:37:13	229832	0		552994	-36237	Long UW	323162	-36237	Bullish	Bearish	-48.90	2.41	21,295.95	12:37:13	389117	14598						806502	-82077	Long UW	417385	-96675	Bullish	Bearish	-166.10		2.07	47,728.65																																																																																																																																							
12:38:13	227350	-2482	Short C	552994	0		325644	2482	Bullish	Bearish	-43.21	2.43	21,294.35	12:38:13	389117	0						806502	0		417385	0	Bullish	Bearish	-174.16		2.07	47,719.60																																																																																																																																							
12:39:13	227350	0		552994	0		325644	0	Bullish	Bearish	-37.96	2.43	21,307.90	12:39:13	389117	0						806502	0		417385	0	Bullish	Bearish	-153.40		2.07	47,746.65																																																																																																																																							
12:40:15	247320	19970		536720	-16274	Long UW	289400	-36244	Bullish	Bearish	-26.09	2.17	21,308.55	12:40:15	401475	12358						786606	-19896	Long UW	385131	-32254	Bullish	Bearish	-128.11		1.96	47,740.10																																																																																																																																							
12:41:13	247320	0		536720	0		289400	0	Bullish	Bearish	-27.43	2.17	21,294.35	12:41:13	401475	0						786606	0		385131	0	Bullish	Bearish	-134.89		1.96	47,704.50																																																																																																																																							
12:42:13	247320	0		536720	0		289400	0	Bullish	Bearish	-43.85	2.17	21,293.55	12:42:13	401475	0						786606	0		385131	0	Bullish	Bearish	-168.79		1.96	47,711.00																																																																																																																																							
12:43:13	255352	8032		536720	0		281368	-8032	Bullish	Bearish	-44.73	2.1	21,293.55	12:43:13	401475	0						786606	0		385131	0	Bullish	Bearish	-162.30		1.96	47,711.00																																																																																																																																							
12:44:13	255352	0		537663	943		282311	943	Bullish	Bearish	-30.40	2.11	21,293.55	12:44:13	413413	11938						783474	-3132	Long UW	370061	-15070	Bullish	Bearish	-140.50		1.9	47,711.00																																																																																																																																							
12:45:13	255352	0		537663	0		282311	0	Bullish	Bearish	-32.48	2.11	21,313.00	12:45:13	413413	0						783474	0		370061	0	Bullish	Bearish	-140.18		1.9	47,757.90																																																																																																																																							
12:46:14	255352	0		527395	-10268	Long UW	272043	-10268	Bullish	Bearish	-14.41	2.07	21,321.65	12:46:14	409179	-4234	Short C					772017	-11457	Long UW	362838	-7223	Bullish	Bearish	-104.55		1.89	47,776.30																																																																																																																																							
12:47:13	260131	4779		527395	0		267264	-4779	Bullish	Bullish	4.18	2.03	21,340.65	12:47:13	409179	0						772017	0		362838	0	Bullish	Bullish	-72.95		1.89	47,830.80																																																																																																																																							
12:48:14	260131	0		527395	0		267264	0	Bullish	Bullish	9.46	2.03	21,345.35	12:48:14	409179	0						772017	0		362838	0	Bullish	Bullish	-43.50		1.89	47,832.90																																																																																																																																							
12:49:13	256785	-3346	Short C	505591	-21804	Long UW	248806	-18458	Bullish	Bullish	21.12	1.97	21,356.05	12:49:13	393507	-15672	Short C					730046	-41971	Long UW	336539	-26299	Bullish	Bullish	7.70		1.86	47,866.65																																																																																																																																							
12:50:15	256785	0		505591	0		248806	0	Bullish	Bullish	20.23	1.97	21,343.90	12:50:15	393493	-14						730046	0		336553	14	Bullish	Bullish	6.04		1.86	47,856.30																																																																																																																																							
12:51:13	256785	0		505591	0		248806	0	Bullish	Bullish	13.48	1.97	21,347.90	12:51:13	393493	0						730046	0		336553	0	Bullish	Bullish	-14.53		1.86	47,846.30																																																																																																																																							
12:52:13	249136	-7649	Short C	505591	0		256455	7649	Bullish	Bullish	14.96	2.03	21,356.60	12:52:13	393493	0						730046	0		336553	0	Bullish	Bullish	-30.78		1.86	47,853.70																																																																																																																																							
12:53:13	249136	0		511164	5573		262028	5573	Bullish	Bullish	23.66	2.05	21,355.25	12:53:13	386098	-7395	Short C					738345	8299		352247	15694	Bullish	Bullish	-5.76		1.91	47,853.35																																																																																																																																							
12:54:13	249136	0		511164	0		262028	0	Bullish	Bullish	23.13	2.05	21,356.20	12:54:13	386098	0						738345	0		352247	0	Bullish	Bullish	-22.36		1.91	47,854.80																																																																																																																																							
12:55:13	249136	0		509185	-1979	Long UW	260049	-1979	Bullish	Bullish	22.08	2.04	21,354.70	12:55:13	395572	9474						742888	4543		347316	-4931	Bullish	Bullish	-17.38		1.88	47,855.45																																																																																																																																							
12:56:13	254799	5663		509185	0		254386	-5663	Bullish	Bullish	21.48	2	21,353.70	12:56:13	395572	0						742888	0		347316	0	Bullish	Bullish	-22.42		1.88	47,852.40																																																																																																																																							
12:57:13	254799	0		509185	0		254386	0	Bullish	Bullish	21.47	2	21,351.40	12:57:13	395572	0						742888	0		347316	0	Bullish	Bullish	-32.37		1.88	47,863.45																																																																																																																																							
12:58:13	251523	-3276	Short C	513722	4537		262199	7813	Bullish	Bullish	20.73	2.04	21,348.85	12:58:13	403658	8086						748194	5306		344536	-2780	Bullish	Bullish	-16.38		1.85	47,854.65																																																																																																																																							
12:59:13	251523	0		513722	0		262199	0	Bullish	Bullish	23.84	2.04	21,351.75	12:59:13	403658	0						748194	0		344536	0	Bullish	Bullish	-19.13		1.85	47,853.15																																																																																																																																							
13:00:13	251523	0		513722	0		262199	0	Bullish	Bullish	20.18	2.04	21,349.50	13:00:13	403658	0						748194	0																																																																																																																																																



Nifty ATM	Nifty Spot	Nifty Pre CL	Nifty Open	Nifty High	Nifty Low	India VIX	Current Expiry	Exp High	21,448.60	58.10	Not Break	Resistanc	21500	BN ATM	BN Spot	BN Pre CL	BN Open	BN High	BN Low	India VIX	Friday		Exp High	48,181.00	109.60	Not Break	Resistanc	48000	
21350	21,349.40	21255.05	21,295.85	21,390.50	21,232.45	13.71	2023-12-28	Exp Low	21,143.10	89.35	Not Break	Support	21000	47500	47,491.85	47,840.15	47,837.75	48,071.40	47,415.85	13.71			Exp Low	47,494.50	-78.65	Breakout	Support	47000	
Time	Call COI (Bearish ▼)	Call COI (+▲-▼)	Short Covering	Put COI (Bullish ▲)	Put COI (+▲-▼)	Long UW	NET Oi	+▲-▼	Net Oi Signal	Price Action Signal	VWAP Diff	Strike	Nifty PCR	Nifty LTP	Time	Call COI (Bearish ▼)	Call COI (+▲-▼)	Short Covering	Put COI (Bullish ▲)	Put COI (+▲-▼)	Long Unwinding	NET Oi	+▲-▼	Net Oi Signal	Price Action Signal	VWAP Diff	Strike	BN PCR	BN LTP
13:22:12	251949	1403		541336	744		289387	-659	Bullish	Bearish	14.20		2.15	21,344.20	13:22:12	421347	5393		788555			367608	-5393	Bullish	Bearish	-78.90		1.87	47,808.35
13:23:14	251949	0		541336	0		289387	0	Bullish	Bearish	14.20		2.15	21,340.60	13:23:14	421331	-16		784527	-4428	Long UW	363196	-4412	Bullish	Bearish	-68.85		1.86	47,809.85
13:24:13	251949	0		541336	0		289387	0	Bullish	Bullish	17.72		2.15	21,340.70	13:24:13	421331	0		784527	0		363196	0	Bullish	Bullish	-63.99		1.86	47,813.25
13:25:13	252992	1043		541336	0		288344	-1043	Bullish	Bullish	16.76		2.14	21,339.10	13:25:13	421331	0		784527	0		363196	0	Bullish	Bullish	-33.40		1.86	47,813.85
13:26:13	252992	0		538847	-2489	Long UW	285855	-2489	Bullish	Bearish	8.00		2.13	21,334.10	13:26:13	423584	2253		780815	-3712	Long UW	357231	-5965	Bullish	Bearish	-78.61		1.84	47,781.00
13:27:12	252992	0		538847	0		285855	0	Bullish	Bullish	11.78		2.13	21,336.55	13:27:12	423584	0		780815	0		357231	0	Bullish	Bullish	-83.27		1.84	47,811.10
13:28:13	253702	710		538847	0		285145	-710	Bullish	Bullish	7.46		2.12	21,336.65	13:28:13	423584	0		780091	-724		356507	-724	Bullish	Bearish	-99.59		1.84	47,788.75
13:29:15	253702	0		538817	-30		285115	-30	Bullish	Bearish	-1.05		2.12	21,329.95	13:29:15	430429	6845		780091	0		349662	-6845	Bullish	Bearish	-124.05		1.81	47,761.00
13:30:13	253702	0		538817	0		285115	0	Bullish	Bearish	-1.89		2.12	21,335.65	13:30:13	430429	0		780091	0		349662	0	Bullish	Bearish	-141.00		1.81	47,761.85
13:31:13	253702	0		540177	1360		286475	1360	Bullish	Bearish	5.81		2.13	21,330.55	13:31:13	434724	4295		767945	-12146	Long UW	333221	-16441	Bullish	Bearish	-126.89		1.77	47,746.20
13:32:13	250956	-2746	Short C	540177	0		289221	2746	Bullish	Bearish	-2.04		2.15	21,318.85	13:32:13	434724	0		767945	0		333221	0	Bullish	Bearish	-144.69		1.77	47,743.40
13:33:15	250956	0		540177	0		289221	0	Bullish	Bearish	-5.56		2.15	21,323.80	13:33:15	434724	0		767945	0		333221	0	Bullish	Bearish	-140.03		1.77	47,752.25
13:34:14	250956	0		540177	0		289221	0	Bullish	Bearish	-2.04		2.15	21,327.80	13:34:14	434724	0		767945	0		333221	0	Bullish	Bearish	-135.96		1.77	47,751.05
13:35:13	250663	-293		547026	6849		296363	7142	Bullish	Bearish	-1.01		2.18	21,321.80	13:35:13	442621	7897		757376	-10569	Long UW	314755	-18466	Bullish	Bearish	-149.57		1.71	47,735.05
13:36:13	250663	0		547026	0		296363	0	Bullish	Bearish	-3.40		2.18	21,322.70	13:36:13	442621	0		757376	0		314755	0	Bullish	Bearish	-135.96		1.71	47,735.10
13:37:13	252011	1348		547026	0		295015	-1348	Bullish	Bearish	-0.49		2.17	21,330.40	13:37:13	442621	0		757376	0		314755	0	Bullish	Bearish	-136.25		1.71	47,761.75
13:38:13	252011	0		554200	7174		302189	7174	Bullish	Bearish	-0.55		2.2	21,323.75	13:38:13	446269	5008		758543	1167		310914	-3841	Bullish	Bearish	-136.09		1.69	47,738.85
13:39:13	252011	0		554200	0		302189	0	Bullish	Bearish	0.40		2.2	21,324.90	13:39:13	446269	0		758543	0		310914	0	Bullish	Bearish	-140.20		1.69	47,734.90
13:40:12	253063	1052		551399	-2801	Long UW	298336	-3853	Bullish	Bearish	-5.10		2.18	21,321.00	13:40:12	448747	1118		758543	0		309796	-1118	Bullish	Bearish	-152.14		1.69	47,735.15
13:41:13	253063	0		551399	0		298336	0	Bullish	Bearish	-23.57	Buy 21500 PE	2.18	21,300.45	13:41:13	448763	16		749099	-9444	Long UW	300336	-9460	Bullish	Bearish	-266.80		1.67	47,645.05
13:42:18	253063	0		551399	0		298336	0	Bullish	Bearish	-35.91		2.18	21,287.75	13:42:18	448763	0		749099	0		300336	0	Bullish	Bearish	-284.08		1.67	47,577.40
13:43:13	251573	-1490	Short C	524841	-26558	Long UW	273268	-25068	Bullish	Bearish	-49.49		2.09	21,286.30	13:43:13	444285	-4478	Short C	612180	-136919	Long UW	167895	-132441	Bullish	Bearish	-315.76		1.38	47,576.60
13:44:14	251573	0		524841	0		273268	0	Bullish	Bearish	-45.27		2.09	21,285.35	13:44:14	440993	-3292	Short C	612180	0		171187	3292	Bullish	Bearish	-320.33		1.39	47,567.90
13:45:15	251573	0		524841	0		273268	0	Bullish	Bearish	-60.82		2.09	21,279.50	13:45:15	440993	0		612180	0		171187	0	Bullish	Bearish	-353.54		1.39	47,556.40
13:46:14	260277	8704		524841	0		264564	-8704	Bullish	Bearish	-59.34		2.02	21,279.25	13:46:14	440993	0		580241	-31939	Long UW	139248	-31939	Bullish	Bearish	-319.08		1.32	47,557.65
13:47:15	260277	0		514962	-9879	Long UW	254685	-9879	Bullish	Bearish	-56.24		1.98	21,278.75	13:47:15	462525	21532		580241	0		117716	-21532	Bullish	Bearish	-307.26		1.25	47,551.60
13:48:13	260277	0		514962	0		254685	0	Bullish	Bearish	-51.65		1.98	21,280.70	13:48:13	462525	0		580241	0		117716	0	Bullish	Bearish	-304.51		1.25	47,569.35
13:49:13	260277	0		504457	-10505	Long UW	244180	-10505	Bullish	Bearish	-53.24		1.94	21,260.45	13:49:13	479066	16541		580241	0		101175	-16541	Bullish	Bearish	-318.41		1.21	47,484.55
13:50:13	262689	2412		504457	0		241768	-2412	Bullish	Bearish	-76.42		1.92	21,244.15	13:50:13	479066	0		567384	-12857	Long UW	88318	-12857	Bullish	Bearish	-380.59		1.18	47,446.65
13:51:13	262689	0		504457	0		241768	0	Bullish	Bearish	-83.80		1.92	21,242.60	13:51:13	479066	0		567384	0		88318	0	Bullish	Bearish	-420.66		1.18	47,433.20
13:52:13	285961	23272		460378	-44079	Long UW	174417	-67351	Bullish	Bearish	-99.20		1.61	21,238.40	13:52:13	495700	16634		505747	-61637	Long UW	10047	-78271	Bullish	Bearish	-419.97		1.02	47,432.70
13:53:13	285961	0		460378	0		174417	0	Bullish	Bearish	-93.65		1.61	21,234.75	13:53:13	495700	0		505747	0		10047	0	Bullish	Bearish	-375.02		1.02	47,476.85
13:54:13	285961	0		460378	0		174417	0	Bullish	Bearish	-91.59		1.61	21,255.10	13:54:13	495700	0		505747	0		10047	0	Bullish	Bearish	-332.15		1.02	47,520.95
13:55:13	285961	0		398964	-61414	Long UW	113003	-61414	Bullish	Bearish	-53.36		1.4	21,286.90	13:55:13	495700	0		482273	-23474	Long UW	-13427	-23474	Bearish	Bearish	-290.59	0.97	47,575.25	
13:56:15	302578	16617		398964	0		96386	-16617	Bullish	Bearish	-59.21		1.32	21,278.15	13:56:15	502136	6436		482273	0		-19863	-6436	Bearish	Bearish	-291.22	0.96	47,572.90	
13:57:13	302578	0		398964	0		96386	0	Bullish	Bearish	-61.64		1.32	21,275.85	13:57:13	502136	0		482273	0		-19863	0	Bearish	Bearish	-291.49	0.96	47,540.40	
13:58:13	302971	393		400896	1932		97925	1539	Bullish	Bearish	-70.73		1.32	21,258.25	13:58:13	502136	0		482273	0		-19863	0	Bearish	Bearish	-319.27	0.96	47,499.45	
13:59:12	302971	0		400896	0		97925	0	Bullish	Bearish	-85.04		1.32	21,262.00	13:59:12	524177	22041		488531	6258		-35646	-15783	Bearish	Bearish	-365.33	0.93	47,511.25	
14:00:15	302971	0		400896	0		97925	0	Bullish	Bearish	-86.62		1.32	21,254.90	14:00:15	524177	0		488531	0		-35646	0	Bearish	Bearish	-354.18	0.93	47,508.75</	



Nifty ATM	Nifty Spot	Nifty Pre CL	Nifty Open	Nifty High	Nifty Low	India VIX	Current Expiry	Exp High	21,448.60	58.10	Not Break	Resistanc	21500	BN ATM	BN Spot	BN Pre CL	BN Open	BN High	BN Low	India VIX	Friday		Exp High	48,181.00	109.60	Not Break	Resistanc	48000	
21350	21,349.40	21255.05	21,295.85	21,390.50	21,232.45	13.71	2023-12-28	Exp Low	21,143.10	89.35	Not Break	Support	21000	47500	47,491.85	47,840.15	47,837.75	48,071.40	47,415.85	13.71		Exp Low	47,494.50	-78.65	Breakout	Support	47000		
Time	Call COI (Bearish ▼)	Call COI (+▲-▼)	Short Covering	Put COI (Bullish ▲)	Put COI (+▲-▼)	Long UW	NET Oi	+▲-▼	Net Oi Signal	Price Action Signal	VWAP Diff	Strike	Nifty PCR	Nifty LTP	Time	Call COI (Bearish ▼)	Call COI (+▲-▼)	Short Covering	Put COI (Bullish ▲)	Put COI (+▲-▼)	Long Unwinding	NET Oi	+▲-▼	Net Oi Signal	Price Action Signal	VWAP Diff	Strike	BN PCR	BN LTP
14:24:14	273021	0		391875	0		118854	0	Bullish	Bullish	-2.11		1.44	21,328.95	14:24:14	469729	0		509090	0		39361	0	Bullish	Bullish	-167.66		1.08	47,641.30
14:25:13	280443	7422		397308	5433		116865	-1989	Bullish	Bullish	-8.69		1.42	21,326.15	14:25:13	489248	19519		511973	2883		22725	-16636	Bullish	Bearish	-186.81		1.05	47,632.20
14:26:13	280443	0		397308	0		116865	0	Bullish	Bullish	-13.01	Buy 21500 PE	1.42	21,319.15	14:26:13	489248	0		511975	2		22727	2	Bullish	Bearish	-179.25		1.05	47,616.20
14:27:14	280443	0		397308	0		116865	0	Bullish	Bullish	-10.14		1.42	21,315.65	14:27:14	489248	0		511975	0		22727	0	Bullish	Bearish	-196.51		1.05	47,588.75
14:28:13	280443	0		397308	0		116865	0	Bullish	Bullish	-8.62		1.42	21,327.15	14:28:13	499791	10543		514628	2653		14837	-7890	Bullish	Bullish	-179.06		1.03	47,625.15
14:29:13	274015	-6428	Short C	396222	-1086	Long UW	122207	5342	Bullish	Bullish	3.29		1.45	21,329.45	14:29:13	499826	35		514628	0		14802	-35	Bullish	Bullish	-154.91		1.03	47,631.75
14:30:13	274015	0		396222	0		122207	0	Bullish	Bullish	1.74		1.45	21,324.50	14:30:13	499826	0		514628	0		14802	0	Bullish	Bullish	-173.65		1.03	47,624.40
14:31:14	274015	0		396222	0		122207	0	Bullish	Bullish	-7.01		1.45	21,321.25	14:31:14	499826	0		514628	0		14802	0	Bullish	Bullish	-204.67		1.03	47,608.45
14:32:15	270883	-3132	Short C	394458	-1764	Long UW	123575	1368	Bullish	Bullish	-0.26		1.46	21,324.00	14:32:15	501723	1897		518275	3647		16552	1750	Bullish	Bearish	-184.79		1.03	47,605.25
14:33:13	270883	0		394458	0		123575	0	Bullish	Bearish	-5.50		1.46	21,322.95	14:33:13	501723	0		518275	0		16552	0	Bullish	Bearish	-198.80		1.03	47,603.15
14:34:13	270883	0		402718	8260		131835	8260	Bullish	Bearish	-3.25		1.49	21,325.35	14:34:13	501723	0		518275	0		16552	0	Bullish	Bearish	-183.28		1.03	47,608.10
14:35:13	275452	4569		402718	0		127266	-4569	Bullish	Bearish	-1.50		1.46	21,313.15	14:35:13	507788	6065		519568	1293		11780	-4772	Bullish	Bearish	-205.92		1.02	47,552.75
14:36:13	275452	0		402718	0		127266	0	Bullish	Bearish	-14.72		1.46	21,319.55	14:36:13	507788	0		519568	0		11780	0	Bullish	Bearish	-265.72		1.02	47,554.55
14:37:15	269911	-5541	Short C	402718	0		132807	5541	Bullish	Bearish	9.27		1.49	21,326.30	14:37:15	507788	0		522123	2555		14335	2555	Bullish	Bearish	-205.70		1.03	47,573.25
14:38:13	269911	0		412047	9329		142136	9329	Bullish	Bullish	21.53	Buy 21100 CE	1.53	21,331.20	14:38:13	499225	-8563	Short C	522124	1		22899	8564	Bullish	Bearish	-193.76		1.05	47,578.75
14:39:13	269911	0		412047	0		142136	0	Bullish	Bullish	32.22		1.53	21,340.65	14:39:13	499225	0		522124	0		22899	0	Bullish	Bearish	-174.56		1.05	47,601.80
14:40:12	269911	0		412047	0		142136	0	Bullish	Bullish	46.09		1.53	21,339.45	14:40:12	501441	2216		522124	0		20683	-2216	Bullish	Bullish	-135.56		1.04	47,604.50
14:41:13	255824	-14087	Short C	423309	11262		167485	25349	Bullish	Bullish	45.68		1.65	21,358.65	14:41:13	501441	0		521820	-304		20379	-304	Bullish	Bearish	-172.44		1.04	47,610.70
14:42:14	255824	0		423309	0		167485	0	Bullish	Bullish	61.00		1.65	21,352.20	14:42:14	501441	0		521820	0		20379	0	Bullish	Bearish	-141.59		1.04	47,614.10
14:43:15	255824	0		437740	14431		181916	14431	Bullish	Bullish	51.43		1.71	21,360.45	14:43:15	501441	0		521820	0		20379	0	Bullish	Bearish	-153.33		1.04	47,618.50
14:44:12	243186	-12638	Short C	437740	0		194554	12638	Bullish	Bullish	60.03		1.8	21,363.70	14:44:12	497563	-3878	Short C	519827	-1993	Long UW	22264	1885	Bullish	Bullish	-120.86		1.04	47,643.45
14:45:16	243186	0		437740	0		194554	0	Bullish	Bullish	56.74		1.8	21,362.70	14:45:16	497563	0		519827	0		22264	0	Bullish	Bullish	-71.14		1.04	47,693.60
14:46:13	239538	-3648	Short C	444628	6888		205090	10536	Bullish	Bullish	54.81		1.86	21,359.55	14:46:13	497563	0		519827	0		22264	0	Bullish	Bullish	-26.23		1.04	47,693.05
14:47:13	239538	0		444628	0		205090	0	Bullish	Bullish	60.01		1.86	21,360.70	14:47:13	478911	-18652	Short C	501556	-18271	Long UW	22645	381	Bullish	Bullish	8.30		1.05	47,692.95
14:48:13	239538	0		444628	0		205090	0	Bullish	Bullish	53.63		1.86	21,345.80	14:48:13	478911	0		501556	0		22645	0	Bullish	Bullish	-46.95		1.05	47,675.55
14:49:13	239538	0		444628	0		205090	0	Bullish	Bullish	42.26		1.86	21,345.65	14:49:13	478911	0		501556	0		22645	0	Bullish	Bullish	-67.26		1.05	47,670.90
14:50:12	230992	-8546	Short C	453462	8834		222470	17380	Bullish	Bullish	33.99		1.96	21,338.10	14:50:12	455920	-22991	Short C	512064	10508		56144	33499	Bullish	Bullish	-85.69		1.12	47,654.00
14:51:13	230992	0		453462	0		222470	0	Bullish	Bullish	29.02		1.96	21,355.85	14:51:13	455920	0		512064	0		56144	0	Bullish	Bullish	-91.40		1.12	47,682.35
14:52:12	230992	0		450981	-2481	Long UW	219989	-2481	Bullish	Bullish	42.63		1.95	21,354.60	14:52:12	455920	0		512064	0		56144	0	Bullish	Bullish	-75.64		1.12	47,680.10
14:53:14	231695	703		450981	0		219286	-703	Bullish	Bullish	37.40		1.95	21,349.75	14:53:14	452706	-3214	Short C	503797	-8267	Long UW	51091	-5053	Bullish	Bullish	-73.70		1.11	47,673.55
14:54:13	231695	0		450981	0		219286	0	Bullish	Bearish	29.80		1.95	21,350.15	14:54:13	452706	0		503797	0		51091	0	Bullish	Bullish	-108.99		1.11	47,652.30
14:55:13	231695	0		450981	0		219286	0	Bullish	Bullish	38.20		1.95	21,357.70	14:55:13	452706	0		503797	0		51091	0	Bullish	Bullish	-100.96		1.11	47,666.80
14:56:13	228196	-3499	Short C	445936	-5045	Long UW	217740	-1546	Bullish	Bullish	48.31		1.95	21,366.85	14:56:13	441209	-11497	Short C	501864	-1933	Long UW	60655	9564	Bullish	Bullish	-71.13		1.14	47,694.30
14:57:13	228196	0		445936	0		217740	0	Bullish	Bullish	52.38		1.95	21,370.20	14:57:13	441209	0		501864	0		60655	0	Bullish	Bullish	-70.32		1.14	47,674.50
14:58:13	231205	3009		445936	0		214731	-3009	Bullish	Bullish	51.80		1.93	21,368.85	14:58:13	449501	8292		501071	-793		51570	-9085	Bullish	Bearish	-82.32		1.11	47,667.45
14:59:13	231205	0		445735	-201		214530	-201	Bullish	Bullish	43.24		1.93	21,361.25	14:59:13	449501	0		501071	0		51570	0	Bullish	Bearish	-111.31		1.11	47,666.65
15:00:14	231205	0		445735	0		214530	0	Bullish	Bullish	34.72		1.93	21,363.60	15:00:14	449501	0		501071	0		51570	0	Bullish	Bearish	-176.62		1.11	47,642.60
15:01:13	231205	0		449891	4156		216866	4156	Bullish	Bullish	43.48		1.95	21,361.50	15:01:13	442985	-6516	Short C	501071	0		58086	6516	Bullish	Bearish	-116.57		1.13	47,632.45
15:02:15	225458	-5747	Short C	449891	0		224433	5747	Bullish	Bullish	36.62		2	21,358.60	15:02:15	443370	385		499370	-1701	Long UW	56000	-2086	Bullish	Bearish	-218.08		1.13	47,583.10
15:03:14	225458	0		449891	0		224433	0	Bullish	Bullish	35.20		2	21,358.90	15:03:14	443370	0		499370	0		56000	0	Bullish	Bearish	-229.77		1.13	47,560.55
15:04:13	225458	0		449891	0		224433	0	Bullish	Bullish	45.71		2	21,364.40	15:04:13	443370	0		499370	0		56000	0	Bullish	Bearish	-208.77		1.13	47,574.90
15:05:15	218864	-6594	Short C	452428	2537		233564	9131	Bullish	Bullish	34.93		2.07	21,357.25	15:05:15	449998	6628		488286	-11084	Long UW	38288	-17712	Bullish	Bearish	-259.21		1.09	47,541.15
15:06:14	218864	0		452428	0		233564	0	Bullish	Bullish	22.42		2.07	21,352.55	15:06:14	449998	0		488286	0		38288	0	Bullish	Bearish	-298.28		1.09	47,493.60
15:07:14	218864	0		452428	0		233564	0	Bullish	Bearish	17.06		2.07	21,339.70	15:07:14	449998	0		477092	-11194	Long UW	27094	-11194	Bullish	Bearish	-314.53		1.06	47,450.10

Nifty ATM	Nifty Spot	Nifty Pre Cl	Nifty Open	Nifty High	Nifty Low	India VIX	Current Expiry	Exp High	21,448.60	58.10	Not Break	Resistanc	21500	BN ATM	BN Spot	BN Pre CL	BN Open	BN High	BN Low	India VIX	Friday		Exp High	48,181.00	109.60	Not Break	Resistanc	48000	
21350	21,349.40	21255.05	21,295.85	21,390.50	21,232.45	13.71	2023-12-28	Exp Low	21,143.10	89.35	Not Break	Support	21000	47500	47,491.85	47,840.15	47,837.75	48,071.40	47,415.85	13.71		Exp Low	47,494.50	-78.65	Breakout	Support	47000		
Time	Call COI (Bearish ▼)	Call COI (+▲-▼)	Short Covering	Put COI (Bullish ▲)	Put COI (+▲-▼)	Long UW	NET Oi	+▲-▼	Net Oi Signal	Price Action Signal	VWAP Diff	Strike	Nifty PCR	Nifty LTP	Time	Call COI (Bearish ▼)	Call COI (+▲-▼)	Short Covering	Put COI (Bullish ▲)	Put COI (+▲-▼)	Long Unwinding	NET Oi	+▲-▼	Net Oi Signal	Price Action Signal	VWAP Diff	Strike	BN PCR	BN LTP
15:26:14	189916	-2524	Short C	405127	-10639	Long UW	215211	-8115	Bullish	Bearish	-2.48		2.13	21,342.15	15:26:14	435424	-5014	Short C	379966	-8872	Long UW	-55458	-3858	Bearish	Bearish	-338.34		0.87	47,441.20
15:27:13	189916	0		405127	0		215211	0	Bullish	Bearish	-10.72	Buy 21500 PE	2.13	21,331.45	15:27:13	435424	0		379966	0		-55458	0	Bearish	Bearish	-372.45		0.87	47,426.00
15:28:13	189916	0		405127	0		215211	0	Bullish	Bearish	-11.38		2.13	21,331.40	15:28:13	435424	0		379966	0		-55458	0	Bearish	Bearish	-374.73		0.87	47,424.25
15:29:13	182435	-7481	Short C	388133	-16994	Long UW	205698	-9513	Bullish	Bearish	0.30		2.13	21,331.75	15:29:13	422926	-12498	Short C	350731	-29235	Long UW	-72195	-16737	Bearish	Bearish	-353.84		0.83	47,449.85
15:30:13	182435	0		388133	0		205698	0	Bullish	Bearish	0.44		2.13	21,330.70	15:30:13	422926	0		350731	0		-72195	0	Bearish	Bearish	-366.61		0.83	47,444.00
15:31:13	182435	0		388133	0		205698	0	Bullish	Bearish	3.38		2.13	21,331.30	15:31:13	422926	0		350731	0		-72195	0	Bearish	Bearish	-331.43		0.83	47,454.65



Nifty ATM	Nifty Spot	Nifty Pre CL	Nifty Open	Nifty High	Nifty Low	India VIX	Current Expiry	Exp High	21,448.60	58.10	Not Break	Resistanc	21500	BN ATM	BN Spot	BN Pre CL	BN Open	BN High	BN Low	India VIX	Friday	Exp High	48,181.00	109.60	Not Break	Resistanc	48000		
21350	21,349.40	21255.05	21,295.85	21,390.50	21,232.45	13.71	2023-12-28	Exp Low	21,143.10	89.35	Not Break	Support	21000	47500	47,491.85	47,840.15	47,837.75	48,071.40	47,415.85	13.71		Exp Low	47,494.50	-78.65	Breakout	Support	47000		
Time	Call COI (Bearish ▼)	Call COI (+▲-▼)	Short Covering	Put COI (Bullish ▲)	Put COI (+▲-▼)	Long UW	NET Oi	+▲-▼	Net Oi Signal	Price Action Signal	VWAP Diff	Strike	Nifty PCR	Nifty LTP	Time	Call COI (Bearish ▼)	Call COI (+▲-▼)	Short Covering	Put COI (Bullish ▲)	Put COI (+▲-▼)	Long Unwinding	NET Oi	+▲-▼	Net Oi Signal	Price Action Signal	VWAP Diff	Strike	BN PCR	BN LTP
09:14:13	86624	0		80762	0		-5862	0	Bearish	Wait	138.58	21300	0.93	21,295.85	09:14:13	146596	0		493757	0		347161	0	Bullish	Wait	486.72	47800	3.37	47,837.75
09:15:13	86624	0		80762	0		-5862	0	Bearish	Wait	138.58	21300	0.93	21,295.85	09:15:13	146596	0		493757	0		347161	0	Bullish	Wait	486.72	47800	3.37	47,837.75
09:16:13	86624	0		80762	0		-5862	0	Bearish	Wait	-20.22	21300	0.93	21,285.20	09:16:13	129243	-17353	Short C	493757	0		364514	17353	Bullish	Wait	-27.37	47800	3.82	47,800.00
09:17:13	89156	2532		80762	0		-8394	-2532	Bearish	Wait	-10.90	21250	0.91	21,274.05	09:17:13	129243	0		458596	-35161	Long UW	329353	-35161	Bullish	Wait	-12.13	47800	3.55	47,815.00
09:18:16	104341	15185		80762	0		-23579	-15185	Bearish	Wait	0.63	21300	0.77	21,281.30	09:18:16	129243	0		458596	0		329353	0	Bullish	Wait	22.14	47800	3.55	47,830.70
09:19:16	134098	29757		132047	51285		-2051	21528	Bearish	Wait	3.94	21300	0.98	21,295.60	09:19:16	188323	59080		547237	88641		358914	29561	Bullish	Wait	39.49	47900	2.91	47,855.25
09:20:13	134098	0		132047	0		-2051	0	Bearish	Wait	2.44	21300	0.98	21,287.75	09:20:13	188323	0		547237	0		358914	0	Bullish	Wait	8.77	47800	2.91	47,831.15
09:21:15	134098	0		132047	0		-2051	0	Bearish	Wait	2.23	21300	0.98	21,280.90	09:21:15	188323	0		547237	0		358914	0	Bullish	Wait	-8.66	47800	2.91	47,771.65
09:22:13	174195	40097		163392	31345		-10803	-8752	Bearish	Wait	-11.25	21250	0.94	21,274.55	09:22:13	242722	54399		592010	44773		349288	-9626	Bullish	Wait	-46.33	47800	2.44	47,778.80
09:23:14	174195	0		168208	4816		-5987	4816	Bearish	Wait	-19.11	21250	0.97	21,266.15	09:23:14	242722	0		592010	0		349288	0	Bullish	Wait	-35.00	47800	2.44	47,772.30
09:24:15	174195	0		168208	0		-5987	0	Bearish	Wait	-24.35	21250	0.97	21,267.20	09:24:15	242722	0		592010	0		349288	0	Bullish	Wait	-51.52	47800	2.44	47,752.25
09:25:13	193482	19287		177804	9596		-15678	-9691	Bearish	Wait	-23.51	21250	0.92	21,260.00	09:25:13	285101	42379		632236	40226		347135	-2153	Bullish	Wait	-67.75	47700	2.22	47,746.10
09:26:14	193482	0		192775	14971		-707	14971	Bearish	Wait	-24.27	21250	1	21,265.25	09:26:14	290994	5893		632236	0		341242	-5893	Bullish	Wait	-73.34	47800	2.17	47,754.35
09:27:13	193482	0		192775	0		-707	0	Bearish	Bearish	-5.36	21250	1	21,272.05	09:27:13	318302	27308		632236	0		313934	-27308	Bullish	Bearish	-34.32	47800	1.99	47,758.75
09:28:13	211370	17888		209726	16951		-1644	-937	Bearish	Bearish	-5.12	21250	0.99	21,270.65	09:28:13	324686	6384		664214	31978		339528	25594	Bullish	Bearish	-61.92	47700	2.05	47,744.85
09:29:14	211769	399		209726	0		-2043	-399	Bearish	Bearish	-18.15	21250	0.99	21,261.65	09:29:14	324686	0		668693	4479		344007	4479	Bullish	Bearish	-70.00	47700	2.06	47,731.30
09:30:14	211769	0		209726	0		-2043	0	Bearish	Bearish	-27.89	21250	0.99	21,249.75	09:30:14	324686	0		668693	0		344007	0	Bullish	Bearish	-83.21	47700	2.06	47,710.30
09:31:15	226061	14292		222609	12883		-3452	-1409	Bearish	Bearish	-24.49	21250	0.98	21,257.25	09:31:15	354505	29819		671207	2514		316702	-27305	Bullish	Bearish	-63.08	47700	1.89	47,732.80
09:32:13	226061	0		222609	0		-3452	0	Bearish	Bearish	-11.19	21250	0.98	21,263.55	09:32:13	354505	0		671207	0		316702	0	Bullish	Bearish	-33.18	47800	1.89	47,776.45
09:33:13	226061	0		222609	0		-3452	0	Bearish	Bearish	-7.10	21250	0.98	21,264.05	09:33:13	354505	0		671207	0		316702	0	Bullish	Bearish	-12.84	47800	1.89	47,788.65
09:34:13	243427	17366		237198	14589		-6229	-2777	Bearish	Bearish	-10.15	21250	0.97	21,256.20	09:34:13	374718	20213		677429	6222		302711	-13991	Bullish	Bearish	-43.98	47700	1.81	47,746.45
09:35:13	243427	0		237198	0		-6229	0	Bearish	Bearish	-4.57	21250	0.97	21,267.80	09:35:13	374718	0		677429	0		302711	0	Bullish	Bearish	-45.47	47800	1.81	47,772.05
09:36:14	243427	0		260065	22867		16638	22867	Bullish	Bullish	0.36	21250	1.07	21,270.10	09:36:14	374718	0		677429	0		302711	0	Bullish	Bullish	-27.11	47800	1.81	47,774.40
09:37:13	250421	6994		260065	0		9644	-6994	Bullish	Bullish	7.03	21250	1.04	21,274.80	09:37:13	393129	18411		712479	35050		319350	16639	Bullish	Bullish	-15.40	47800	1.81	47,778.60
09:38:13	250421	0		260065	0		9644	0	Bullish	Bullish	17.92	21300	1.04	21,276.70	09:38:13	393129	0		712479	0		319350	0	Bullish	Bullish	-12.09	47800	1.81	47,775.50
09:39:14	250421	0		260065	0		9644	0	Bullish	Bullish	20.33	21300	1.04	21,275.50	09:39:14	393129	0		712479	0		319350	0	Bullish	Bearish	-13.79	47800	1.81	47,750.80
09:40:13	255012	4591		272952	12887		17940	8296	Bullish	Bullish	15.66	21250	1.07	21,274.15	09:40:13	401518	8389		721465	8986		319947	597	Bullish	Bearish	-49.56	47700	1.8	47,735.15
09:41:13	255012	0		272952	0		17940	0	Bullish	Bearish	1.81	21250	1.07	21,261.55	09:41:13	401518	0		721465	0		319947	0	Bullish	Bearish	-98.44	47700	1.8	47,702.65
09:42:13	255012	0		272952	0		17940	0	Bullish	Bullish	5.89	21250	1.07	21,263.80	09:42:13	401518	0		721465	0		319947	0	Bullish	Bearish	-48.59	47700	1.8	47,721.65
09:43:13	262473	7461		294273	21321		31800	13860	Bullish	Bullish	15.37	21250	1.12	21,266.70	09:43:13	413866	12348		705928	-15537	Long UW	292062	-27885	Bullish	Bullish	-38.58	47700	1.71	47,741.30
09:44:14	262473	0		294273	0		31800	0	Bullish	Bullish	8.46	21250	1.12	21,271.25	09:44:14	413866	0		705928	0		292062	0	Bullish	Bullish	-32.48	47800	1.71	47,756.90
09:45:13	266344	3871		294273	0		27929	-3871	Bullish	Bullish	20.38	21250	1.1	21,270.40	09:45:13	413866	0		705928	0		292062	0	Bullish	Bearish	-6.74	47700	1.71	47,749.95
09:46:14	266344	0		304715	10442		38371	10442	Bullish	Bullish	15.29	21250	1.14	21,271.25	09:46:14	424086	10220		713437	7509		289351	-2711	Bullish	Bearish	-26.91	47700	1.68	47,746.40
09:47:13	266344	0		304715	0		38371	0	Bullish	Bullish	15.55	21300	1.14	21,283.05	09:47:13	424086	0		713437	0		289351	0	Bullish	Bullish	-5.19	47800	1.68	47,778.35
09:48:13	266344	0		304715	0		38371	0	Bullish	Bullish	34.13	21300	1.14	21,307.30	09:48:13	424086	0		713437	0		289351	0	Bullish	Bullish	57.69	47800	1.68	47,818.80
09:49:13	260754	-5590	Short C	307289	2574		46535	8164	Bullish	Bullish	41.26	21300	1.18	21,323.70	09:49:13	413564	-10522	Short C	715527	2090		301963	12612	Bullish	Bullish	66.91	47900	1.73	47,862.20
09:50:13	260754	0		307289	0		46535	0	Bullish	Bullish	46.25	21350	1.18	21,331.10	09:50:13	413564	0		715527	0		301963	0	Bullish	Bullish	83.79	47900	1.73	47,867.00
09:51:13	260754	0		307289	0		46535	0	Bullish	Bullish	49.95	21350	1.18	21,330.15	09:51:13	413564	0		715527	0		301963	0	Bullish	Bullish	84.44	47900	1.73	47,852.90
09:52:14	247521	-13233	Short C	331844	24555		84323	37788	Bullish	Bullish	40.28	21350	1.34	21,330.95	09:52:14	391571	-21993	Short C	704721	-10806	Long UW	313150	11187	Bullish	Bullish	-41.25	47800	1.8	47,836.90
09:53:14	247521	0		331844	0		84323	0	Bullish	Bullish	44.35	21350	1.34	21,340.30	09:53:14	391571	0		704721	0		313150	0	Bullish	Bullish	59.46	47900	1.8	47,857.00
09:54:13	247521	0		331844	0		84323	0	Bullish	Bullish	51.89	21350	1.34	21,336.00	09:54:13	391571	0		704721	0		313150	0	Bullish	Bullish	67.10	47800	1.8	47,849.95
09:55:14	248458	937		342922	11078		94464	10141	Bullish	Bullish	45.76	21350	1.38	21,335.75	09:55:14	408043	16472		708642	3921		300599	-12551	Bullish	Bullish	52.45	47800	1.74	47,844.90
09:56:12	248458	0		342922	0		94464	0	Bullish	Bullish	37.74	21350	1.38	21,329.20	09:5														

Nifty ATM	Nifty Spot	Nifty Pre C	Nifty Open	Nifty High	Nifty Low	India VIX	Current Expiry		Exp High	21,448.60	58.10	Not Break	Resistanc	21500	BN ATM	BN Spot	BN Pre CL	BN Open	BN High	BN Low	India VIX	Friday	Exp High	48,181.00	109.60	Not Break	Resistanc	48000	
21350	21,349.40	21255.05	21,295.85	21,390.50	21,232.45	13.71	2023-12-28		Exp Low	21,143.10	89.35	Not Break	Support	21000	47500	47,491.85	47,840.15	47,837.75	48,071.40	47,415.85	13.71	Friday	Exp Low	47,494.50	-78.65	Breakout	Support	47000	
Time	Call COI (Bearish ▼)	Call COI (+▲▼)	Short Covering	Put COI (Bullish ▲)	Put COI (+▲▼)	Long UW	NET Oi	+▲▼	Net Oi Signal	Price Action Signal	VWAP Diff	Strike	Nifty PCR	Nifty LTP	Time	Call COI (Bearish ▼)	Call COI (+▲▼)	Short Covering	Put COI (Bullish ▲)	Put COI (+▲▼)	Long Unwinding	NET Oi	+▲▼	Net Oi Signal	Price Action Signal	VWAP Diff	Strike	BN PCR	BN LTP
10:16:13	241295	-1566	Short C	426648	▲1194		185353	15760	Bullish	Bullish	60.44	21350	1.77	21,350.90	10:16:13	360602	-31952	Short C	761770	▲468		401168	36420	Bullish	Bullish	125.80	47900	2.11	47,926.80
10:17:14	241295	0		426648	0		185353	0	Bullish	Bullish	54.80	21350	1.77	21,342.60	10:17:14	360602	0		761770	0		401168	0	Bullish	Bullish	88.09	47900	2.11	47,901.55
10:18:13	241295	0		426648	0		185353	0	Bullish	Bearish	47.30	21350	1.77	21,338.15	10:18:13	360602	0		761770	0		401168	0	Bullish	Bearish	77.90	47900	2.11	47,892.40
10:19:14	234182	-7113	Short C	445080	18432		210898	25545	Bullish	Bullish	50.07	21350	1.9	21,351.55	10:19:14	358228	-2374	Short C	778287	16517		420059	18891	Bullish	Bullish	77.77	47900	2.17	47,930.90
10:20:13	234182	0		445080	0		210898	0	Bullish	Bearish	59.53	21350	1.9	21,349.40	10:20:13	358228	0		778273	-14		420045	-14	Bullish	Bearish	102.76	47900	2.17	47,927.50
10:21:13	234182	0		445080	0		210898	0	Bullish	Bearish	48.95	21350	1.9	21,341.25	10:21:13	358228	0		778273	0		420045	0	Bullish	Bearish	74.01	47900	2.17	47,908.30
10:22:13	239338	5156		453696	8616		214358	3460	Bullish	Bearish	55.12	21350	1.9	21,342.35	10:22:13	370132	11904		781551	3278		411419	-8626	Bullish	Bearish	74.82	47900	2.11	47,898.75
10:23:13	239338	0		453696	0		214358	0	Bullish	Bearish	52.20	21350	1.9	21,339.15	10:23:13	370132	0		781551	0		411419	0	Bullish	Bearish	87.30	47900	2.11	47,905.75
10:24:13	239338	0		453696	0		214358	0	Bullish	Bearish	46.95	21350	1.9	21,336.75	10:24:13	370132	0		781551	0		411419	0	Bullish	Bearish	42.02	47900	2.11	47,874.75
10:25:13	241056	1718		463592	9896		222536	8178	Bullish	Bearish	45.02	21300	1.92	21,323.45	10:25:13	367333	-2799	Short C	770946	-10605	Long UW	403613	-7806	Bullish	Bearish	30.46	47800	2.1	47,849.40
10:26:13	241056	0		463592	0		222536	0	Bullish	Bearish	38.44	21350	1.92	21,335.70	10:26:13	367333	0		770946	0		403613	0	Bullish	Bearish	25.75	47900	2.1	47,881.30
10:27:13	241056	0		463592	0		222536	0	Bullish	Bullish	46.94	21350	1.92	21,350.85	10:27:13	367333	0		770946	0		403613	0	Bullish	Bearish	53.00	47900	2.1	47,907.00
10:28:13	237781	-3275	Short C	471255	7663		233474	10938	Bullish	Bearish	54.79	21350	1.98	21,343.25	10:28:13	369260	1927		767912	-3034	Long UW	398652	-4961	Bullish	Bearish	60.09	47900	2.08	47,896.50
10:29:13	237781	0		471255	0		233474	0	Bullish	Bearish	51.29	21350	1.98	21,349.90	10:29:13	369260	0		767912	0		398652	0	Bullish	Bearish	59.05	47900	2.08	47,900.85
10:30:12	237781	0		471255	0		233474	0	Bullish	Bullish	56.01	21350	1.98	21,350.55	10:30:12	369260	0		767912	0		398652	0	Bullish	Bullish	67.70	47900	2.08	47,923.20
10:31:13	235704	-2077	Short C	479544	8289		243840	10366	Bullish	Bullish	64.40	21350	2.03	21,353.65	10:31:13	375487	6227		776734	8822		401247	2595	Bullish	Bullish	95.15	47900	2.07	47,935.25
10:32:13	235704	0		479544	0		243840	0	Bullish	Bullish	67.22	21350	2.03	21,361.50	10:32:13	375487	0		776734	0		401247	0	Bullish	Bullish	98.66	47900	2.07	47,941.55
10:33:13	235704	0		479544	0		243840	0	Bullish	Bullish	65.13	21350	2.03	21,351.55	10:33:13	375487	0		776734	0		401247	0	Bullish	Bearish	86.06	47900	2.07	47,917.80
10:34:14	226001	-9703	Short C	485878	6334		259877	16037	Bullish	Bullish	61.49	21350	2.15	21,350.00	10:34:14	382681	7194		792897	16163		410216	8969	Bullish	Bullish	81.53	47900	2.07	47,912.20
10:35:13	226001	0		485878	0		259877	0	Bullish	Bullish	56.19	21350	2.15	21,352.00	10:35:13	382681	0		792897	0		410216	0	Bullish	Bullish	74.97	47900	2.07	47,923.45
10:36:13	226001	0		485878	0		259877	0	Bullish	Bullish	57.42	21350	2.15	21,346.65	10:36:13	382681	0		792897	0		410216	0	Bullish	Bullish	83.57	47900	2.07	47,916.95
10:37:13	230965	4964		492026	6148		261061	1184	Bullish	Bullish	49.34	21350	2.13	21,344.25	10:37:13	382255	-426		799878	6981		417623	7407	Bullish	Bullish	60.66	47900	2.09	47,893.65
10:38:13	230965	0		492026	0		261061	0	Bullish	Bullish	49.51	21350	2.13	21,345.00	10:38:13	382255	-2		799878	0		417623	2	Bullish	Bullish	70.73	47900	2.09	47,897.45
10:39:15	230965	0		492026	0		261061	0	Bullish	Bullish	56.86	21350	2.13	21,341.95	10:39:15	382255	0		799878	0		417623	0	Bullish	Bullish	93.10	47900	2.09	47,903.70
10:40:13	237318	6353		494189	2163		256871	-4190	Bullish	Bearish	52.61	21350	2.08	21,349.25	10:40:13	386753	4500		812045	12167		425292	7667	Bullish	Bearish	98.55	47900	2.1	47,904.95
10:41:13	237279	-39		494189	0		256910	39	Bullish	Bullish	61.35	21350	2.08	21,354.30	10:41:13	386753	0		812045	0		425292	0	Bullish	Bullish	137.24	47900	2.1	47,933.50
10:42:17	237279	0		494189	0		256910	0	Bullish	Bullish	59.92	21350	2.08	21,350.30	10:42:17	386753	0		812045	0		425292	0	Bullish	Bullish	101.84	47900	2.1	47,909.05
10:43:13	238966	1687		495925	1736		256959	49	Bullish	Bearish	54.79	21350	2.08	21,349.00	10:43:13	372739	-14014	Short C	815175	3130		442436	17144	Bullish	Bearish	97.20	47900	2.19	47,910.65
10:44:12	238966	0		495925	0		256959	0	Bullish	Bearish	49.69	21350	2.08	21,346.50	10:44:12	372747	8		815175	0		442428	-8	Bullish	Bearish	79.02	47900	2.19	47,902.95
10:45:14	238966	0		495925	0		256959	0	Bullish	Bearish	51.71	21350	2.08	21,346.25	10:45:14	372747	0		815175	0		442428	0	Bullish	Bearish	72.99	47900	2.19	47,892.30
10:46:13	242496	3530		500071	4146		257575	616	Bullish	Bearish	46.75	21350	2.06	21,347.15	10:46:13	376285	3538		820201	5026		443916	1488	Bullish	Bearish	69.78	47900	2.18	47,892.60
10:47:13	242496	0		500071	0		257575	0	Bullish	Bearish	46.14	21350	2.06	21,346.20	10:47:13	379636	3351		820201	0		440565	-3351	Bullish	Bearish	66.09	47900	2.16	47,888.75
10:48:13	242496	0		500071	0		257575	0	Bullish	Bearish	50.20	21350	2.06	21,351.80	10:48:13	379636	0		820201	0		440565	0	Bullish	Bearish	93.80	47900	2.16	47,906.10
10:49:13	244751	2255		506137	6066		261386	3811	Bullish	Bullish	51.79	21350	2.07	21,360.15	10:49:13	390691	11055		829817	9616		439126	-1439	Bullish	Bearish	87.98	47900	2.12	47,910.10
10:50:14	244751	0		506137	0		261386	0	Bullish	Bullish	57.39	21350	2.07	21,355.70	10:50:14	390689	-2		829820	3		439131	5	Bullish	Bullish	90.21	47900	2.12	47,898.05
10:51:14	244751	0		506137	0		261386	0	Bullish	Bullish	54.64	21350	2.07	21,352.85	10:51:14	390689	0		829820	0		439131	0	Bullish	Bullish	77.45	47900	2.12	47,899.90
10:52:17	245166	415		509831	3694		264665	3279	Bullish	Bullish	52.47	21350	2.08	21,352.10	10:52:17	401006	10317		830464	644		429458	-9673	Bullish	Bullish	81.57	47900	2.07	47,910.35
10:53:13	245166	0		509831	0		264665	0	Bullish	Bullish	63.36	21350	2.08	21,363.20	10:53:13	401006	0		830464	0		429458	0	Bullish	Bullish	110.65	47900	2.07	47,915.75
10:54:13	245166	0		509831	0		264665	0	Bullish	Bullish	62.75	21350	2.08	21,357.75	10:54:13	401006	0		830464	0		429458	0	Bullish	Bearish	97.36	47900	2.07	47,912.15
10:55:13	242710	-2456	Short C	513367	3536		270657	5992	Bullish	Bullish	60.39	21350	2.12	21,358.40	10:55:13	396267	-4739	Short C	837953	7489		441686	12228	Bullish	Bullish	91.13	47900	2.11	47,916.40
10:56:13	242710	0		513367	0		270657	0	Bullish	Bullish	57.81	21350	2.12	21,358.75	10:56:13	396267	0		837953	0		441686	0	Bullish	Bullish	108.50	47900	2.11	47,921.15
10:57:13	242710	0		513367	0		270657	0	B																				

Nifty ATM	Nifty Spot	Nifty Pre O	Nifty Open	Nifty High	Nifty Low	India VIX	Current Expiry	Exp High	21,448.60	58.10	Not Break	Resistanc	21500	BN ATM	BN Spot	BN Pre CL	BN Open	BN High	BN Low	India VIX	Friday		Exp High	48,181.00	109.60	Not Break	Resistanc	48000	
21350	21,349.40	21255.05	21,295.85	21,390.50	21,232.45	13.71	2023-12-28	Exp Low	21,143.10	89.35	Not Break	Support	21000	47500	47,491.85	47,840.15	47,837.75	48,071.40	47,415.85	13.71			Exp Low	47,494.50	-78.65	Breakout	Support	47000	
Time	Call COI (Bearish ▼)	Call COI (+▲-▼)	Short Covering	Put COI (Bullish ▲)	Put COI (+▲-▼)	Long UW	NET OI	+▲-▼	Net OI Signal	Price Action Signal	VWAP Diff	Strike	Nifty PCR	Nifty LTP	Time	Call COI (Bearish ▼)	Call COI (+▲-▼)	Short Covering	Put COI (Bullish ▲)	Put COI (+▲-▼)	Long Unwinding	NET OI	+▲-▼	Net OI Signal	Price Action Signal	VWAP Diff	Strike	BN PCR	BN LTP
11:18:14	206235			546732	0		340497	0	Bullish	Bearish	63.90	21350	2.65	21,373.65	11:18:14	306777	0		941435	0		634658	0	Bullish	Bearish	160.61	48000	3.07	47,996.05
11:19:13	213052	6817		550267	3535		337215	-3282	Bullish	Bearish	69.24	21350	2.58	21,372.30	11:19:13	317728	10951		945078	3643		627350	-7308	Bullish	Bearish	158.96	48000	2.97	47,985.50
11:20:15	213046	-6		550267	0		337221	6	Bullish	Bearish	66.09	21350	2.58	21,373.45	11:20:15	317728	0		945078	0		627350	0	Bullish	Bearish	135.02	48000	2.97	47,980.30
11:21:13	213046	0		550267	0		337221	0	Bullish	Bearish	56.40	21350	2.58	21,361.55	11:21:13	317728	0		945078	0		627350	0	Bullish	Bearish	124.76	48000	2.97	47,956.20
11:22:14	214531	1485		547561	-2706	Long UW	333030	-4191	Bullish	Bearish	43.57	21350	2.55	21,363.50	11:22:14	312288	-5440	Short C	945078	0		632790	5440	Bullish	Bearish	95.10	48000	3.03	47,965.00
11:23:13	214531	0		547561	0		333030	0	Bullish	Bearish	53.72	21350	2.55	21,365.45	11:23:13	312288	0		929864	-15214	Long UW	617576	-15214	Bullish	Bearish	135.12	48000	2.98	47,969.30
11:24:13	214531	0		547561	0		333030	0	Bullish	Bearish	55.05	21350	2.55	21,371.15	11:24:13	312288	0		929864	0		617576	0	Bullish	Bearish	127.18	48000	2.98	47,976.55
11:25:13	220407	5876		554705	7144		334298	1268	Bullish	Bearish	57.62	21350	2.52	21,374.05	11:25:13	320296	8008		930322	458		610026	-7550	Bullish	Bearish	141.42	48000	2.9	47,999.15
11:26:13	220407	0		554705	0		334298	0	Bullish	Bearish	61.92	21400	2.52	21,378.75	11:26:13	320296	0		930322	0		610026	0	Bullish	Bearish	152.38	48000	2.9	47,994.25
11:27:14	220407	0		554705	0		334298	0	Bullish	Bearish	64.34	21400	2.52	21,378.60	11:27:14	320296	0		930322	0		610026	0	Bullish	Bearish	147.44	48000	2.9	47,988.40
11:28:14	225721	5314		554705	0		328984	-5314	Bullish	Bearish	61.19	21400	2.46	21,377.50	11:28:14	322594	2298		936940	6618		614346	4320	Bullish	Bearish	117.05	48000	2.9	47,976.35
11:29:12	225704	-17		557764	3059		332060	3076	Bullish	Bearish	57.26	21350	2.47	21,374.35	11:29:12	326200	3426		936940	0		610920	-3426	Bullish	Bearish	115.65	48000	2.87	47,961.00
11:30:14	225704	0		557764	0		332060	0	Bullish	Bearish	59.47	21350	2.47	21,374.30	11:30:14	326200	0		936940	0		610920	0	Bullish	Bearish	118.62	48000	2.87	47,962.75
11:31:17	228579	2875		557764	0		329185	-2875	Bullish	Bearish	56.09	21350	2.44	21,371.80	11:31:17	331032	5012		936940	0		605908	-5012	Bullish	Bearish	105.09	48000	2.83	47,952.65
11:32:13	228579	0		560902	3138		332223	3138	Bullish	Bearish	55.32	21350	2.45	21,374.70	11:32:13	331024	-8		928969	-7971	Long UW	597945	-7963	Bullish	Bearish	107.10	48000	2.81	47,961.50
11:33:14	228579	0		560902	0		332223	0	Bullish	Bearish	60.51	21400	2.45	21,379.50	11:33:14	331024	0		928969	0		597945	0	Bullish	Bearish	105.09	48000	2.81	47,958.80
11:34:14	230222	1643		563596	2694		333374	1051	Bullish	Bearish	54.83	21350	2.45	21,370.30	11:34:14	335244	4220		923872	-5097	Long UW	588628	-9317	Bullish	Bearish	92.41	47900	2.76	47,928.35
11:35:13	230222	0		563596	0		333374	0	Bullish	Bearish	39.77	21400	2.45	21,375.45	11:35:13	335238	-6		923872	0		588634	6	Bullish	Bearish	9.62	47900	2.76	47,903.60
11:36:28	230222	0		563596	0		333374	0	Bullish	Bearish	57.67	21400	2.45	21,380.15	11:36:28	335238	0		923872	0		588634	0	Bullish	Bearish	48.45	47900	2.76	47,923.60
11:37:13	228074	-2148	Short C	560455	-3141	Long UW	332381	-993	Bullish	Bearish	48.28	21350	2.46	21,371.40	11:37:13	327733	-7505	Short C	873974	-49898	Long UW	546241	-42393	Bullish	Bearish	30.25	47900	2.67	47,895.80
11:38:12	228074	0		560455	0		332381	0	Bullish	Bearish	50.40	21400	2.46	21,375.35	11:38:12	327733	0		873974	0		546241	0	Bullish	Bearish	26.58	47900	2.67	47,902.00
11:39:13	228074	0		560455	0		332381	0	Bullish	Bearish	51.36	21350	2.46	21,373.35	11:39:13	327733	0		873974	0		546241	0	Bullish	Bearish	48.72	47900	2.67	47,903.25
11:40:13	229090	1016		560455	0		331365	-1016	Bullish	Bearish	44.57	21350	2.45	21,372.50	11:40:13	330530	2797		882473	8499		551943	5702	Bullish	Bearish	25.98	47900	2.67	47,900.25
11:41:13	229090	0		560897	442		331807	442	Bullish	Bearish	47.94	21350	2.45	21,374.55	11:41:13	330530	0		882473	0		551943	0	Bullish	Bearish	26.58	47900	2.67	47,901.00
11:42:16	229090	0		560897	0		331807	0	Bullish	Bearish	47.23	21400	2.45	21,378.10	11:42:16	330530	0		882473	0		551943	0	Bullish	Bearish	28.84	47900	2.67	47,905.60
11:43:13	229899	809		560897	0		330998	-809	Bullish	Bearish	48.05	21400	2.44	21,385.50	11:43:13	336923	6393		887781	5308		550858	-1085	Bullish	Bearish	37.16	47900	2.63	47,926.05
11:44:13	229899	0		561063	166		331164	166	Bullish	Bearish	53.64	21400	2.44	21,378.00	11:44:13	336994	71		887620	-161		550626	-232	Bullish	Bearish	64.69	47900	2.63	47,905.60
11:45:15	229899	0		561063	0		331164	0	Bullish	Bearish	50.38	21400	2.44	21,383.90	11:45:15	336994	0		887620	0		550626	0	Bullish	Bearish	23.66	47900	2.63	47,910.60
11:46:15	230317	418		563730	2667		333413	2249	Bullish	Bearish	52.60	21400	2.45	21,384.60	11:46:15	336994	0		886632	-988		549638	-988	Bullish	Bearish	49.49	47900	2.63	47,923.00
11:47:13	230282	-35		563730	0		333448	35	Bullish	Bearish	53.26	21400	2.45	21,382.75	11:47:13	340782	3788		886632	0		545850	-3788	Bullish	Bearish	51.19	47900	2.6	47,906.15
11:48:15	230282	0		563730	0		333448	0	Bullish	Bearish	51.68	21400	2.45	21,384.30	11:48:15	340782	0		886632	0		545850	0	Bullish	Bearish	47.94	47900	2.6	47,909.50
11:49:14	231245	963		567599	3869		336354	2906	Bullish	Bearish	49.44	21400	2.45	21,386.60	11:49:14	340782	0		892899	6267		552117	6267	Bullish	Bearish	43.72	47900	2.62	47,909.65
11:50:13	231245	0		567599	0		336354	0	Bullish	Bearish	54.36	21400	2.45	21,386.50	11:50:13	346198	5416		892899	0		546701	-5416	Bullish	Bearish	52.90	47900	2.58	47,917.90
11:51:13	231245	0		567599	0		336354	0	Bullish	Bearish	50.60	21400	2.45	21,382.95	11:51:13	346198	0		892899	0		546701	0	Bullish	Bearish	45.14	47900	2.58	47,915.05
11:52:13	229712	-1533	Short C	567599	0		337887	1533	Bullish	Bearish	52.34	21400	2.47	21,382.05	11:52:13	349870	3672		897742	4843		547872	1171	Bullish	Bearish	49.12	47900	2.57	47,914.45
11:53:13	229712	0		569738	2139		340026	2139	Bullish	Bearish	44.50	21400	2.48	21,381.15	11:53:13	349869	-1		897742	0		547873	1	Bullish	Bearish	18.23	47900	2.57	47,897.45
11:54:13	229712	0		569738	0		340026	0	Bullish	Bearish	46.31	21400	2.48	21,380.15	11:54:13	349869	0		897742	0		547873	0	Bullish	Bearish	20.78	47900	2.57	47,896.55
11:55:13	229360	-352		571109	1371		341749	1723	Bullish	Bearish	49.01	21400	2.49	21,382.25	11:55:13	355731	5862		902265	4323		546334	-1539	Bullish	Bearish	33.97	47900	2.54	47,905.80
11:56:14	229390	30		571109	0		341719	-30	Bullish	Bearish	45.66	21400	2.49	21,381.75	11:56:14	355777	46		902261	176		546464	130	Bullish	Bearish	31.60	47900	2.54	47,901.35
11:57:13	229390	0		571109	0		341719	0	Bullish	Bearish	50.52	21400	2.49	21,382.15	11:57:13	355777	0		902241	0		546464	0	Bullish	Bearish	32.43	47900	2.54	47,903.10
11:58:13	228769	-621		573337	2228		344568	2849	Bullish	Bearish	43.10	21400	2.51	21,383.25	11:58:13	359443	3666		902288	47		542845	-3619	Bullish	Bearish	8.88	47900	2.51	47,880.20
11:59:14	228703	-66		573337	0		344634	66	Bullish	Bearish	51.31	21400	2.51	21,381.45	11:59:14	359443	0		902288	0		542845	0	Bullish	Bearish	38.00	47900	2.51	47,894.60

Nifty ATM	Nifty Spot	Nifty Pre CL	Nifty Open	Nifty High	Nifty Low	India VIX	Current Expiry	Exp High	21,448.60	58.10	Not Break	Resistanc	21500	BN ATM	BN Spot	BN Pre CL	BN Open	BN High	BN Low	India VIX	Friday		Exp High	48,181.00	109.60	Not Break	Resistanc	48000		
21350	21,349.40	21255.05	21,295.85	21,390.50	21,232.45	13.71	2023-12-28	Exp Low	21,143.10	89.35	Not Break	Support	21000	47500	47,491.85	47,840.15	47,837.75	48,071.40	47,415.85	13.71			Exp Low	47,494.50	-78.65	Breakout	Support	47000		
Time	Call COI (Bearish ▼)	Call COI (+▲+▼)	Short Covering	Put COI (Bullish ▲)	Put COI (+▲+▼)	Long UW	NET Oi	+▲+▼	Net Oi Signal	Price Action Signal	VWAP Diff	Strike	Nifty PCR	Nifty LTP	Time	Call COI (Bearish ▼)	Call COI (+▲+▼)	Short Covering	Put COI (Bullish ▲)	Put COI (+▲+▼)	Long Unwinding	NET Oi	+▲+▼	Net Oi Signal	Price Action Signal	VWAP Diff	Strike	BN PCR	BN LTP	
12:20:14	227420			596905	0		369485	0	Bullish	Bearish	11.36	21350	2.62	21,346.25	12:20:14	360682	0	10		887808	0		527126	-10	Bullish	Bearish	-66.57	47900	2.46	47,855.55
12:21:16	227420	0		596905	0		369485	0	Bullish	Bearish	5.73	21350	2.62	21,340.45	12:21:16	360682	0			887808	0		527126	0	Bullish	Bearish	-70.83	47900	2.46	47,859.95
12:22:14	222012	-5408	Short C	586531	-10374	Long UW	364519	-4966	Bullish	Bearish	2.84	21350	2.64	21,335.75	12:22:14	350610	-10072	Short C		858382	-29426	Long UW	507772	-19354	Bullish	Bearish	-50.38	47900	2.45	47,858.70
12:23:13	222012	0		586531	0		364519	0	Bullish	Bearish	17.89	21350	2.64	21,351.65	12:23:13	350610	0			858382	0		507772	0	Bullish	Bearish	-36.03	47900	2.45	47,877.25
12:24:13	222012	0		586531	0		364519	0	Bullish	Bearish	9.55	21350	2.64	21,343.60	12:24:13	350610	0			858382	0		507772	0	Bullish	Bearish	-44.34	47900	2.45	47,863.80
12:25:13	222012	0		588092	1561		366080	1561	Bullish	Bearish	11.87	21350	2.65	21,347.50	12:25:13	359908	9298			871891	13509		511983	4211	Bullish	Bearish	-31.36	47900	2.42	47,880.15
12:26:36	222105	93		588092	0		365987	-93	Bullish	Bearish	13.35	21350	2.65	21,347.10	12:26:36	359908	0			871891	0		511983	0	Bullish	Bearish	-23.21	47900	2.42	47,872.10
12:27:14	222105	0		588092	0		365987	0	Bullish	Bearish	10.48	21350	2.65	21,344.45	12:27:14	359908	0			871891	0		511983	0	Bullish	Bearish	-30.81	47900	2.42	47,877.65
12:28:13	224926	2821		588092	0		363166	-2821	Bullish	Bearish	9.77	21350	2.61	21,341.05	12:28:13	368349	8441			874782	2891		506433	-5550	Bullish	Bearish	-20.82	47900	2.37	47,875.65
12:29:12	224926	0		595838	7746		370912	7746	Bullish	Bearish	8.80	21350	2.65	21,344.50	12:29:12	368349	0			878074	3292		509725	3292	Bullish	Bearish	-27.45	47900	2.38	47,880.75
12:30:13	224926	0		595838	0		370912	0	Bullish	Bearish	11.96	21350	2.65	21,341.75	12:30:13	368378	29			878074	0		509696	-29	Bullish	Bearish	-28.56	47900	2.38	47,880.45
12:31:13	228297	3371		595838	0		367541	-3371	Bullish	Bearish	8.57	21350	2.61	21,340.60	12:31:13	371939	3561			878074	0		506135	-3561	Bullish	Bearish	-44.26	47900	2.36	47,851.00
12:32:15	228297	0		597925	2087		369628	2087	Bullish	Bearish	6.35	21350	2.62	21,335.40	12:32:15	371926	-13			880535	2461		508609	2474	Bullish	Bearish	-61.48	47800	2.37	47,843.95
12:33:13	228297	0		597925	0		369628	0	Bullish	Bearish	6.04	21350	2.62	21,338.30	12:33:13	371926	0			880535	0		508609	0	Bullish	Bearish	-43.61	47900	2.37	47,856.80
12:34:15	229832	1535		589231	-8694	Long UW	359399	-10229	Bullish	Bearish	-6.69	21350	2.56	21,331.80	12:34:15	374110	2184			885759	8044		514469	5860	Bullish	Bearish	-91.15	47800	2.38	47,829.95
12:35:13	229832	0		589231	0		359399	0	Bullish	Bearish	-25.45	21300	2.56	21,303.90	12:35:13	374519	409			888579	0		514060	-409	Bullish	Bearish	-163.53	47700	2.37	47,748.40
12:36:13	229832	0		589231	0		359399	0	Bullish	Bearish	-32.77	21300	2.56	21,305.45	12:36:13	374519	0			888579	0		514060	0	Bullish	Bearish	-160.99	47700	2.37	47,740.50
12:37:13	229832	0		552994	-36237	Long UW	323162	-36237	Bullish	Bearish	-48.90	21300	2.41	21,295.95	12:37:13	389117	14598			806502	-82077	Long UW	417385	-96675	Bullish	Bearish	-166.10	47700	2.07	47,728.65
12:38:13	227350	-2482	Short C	552994	0		325644	2482	Bullish	Bearish	-43.21	21300	2.43	21,294.35	12:38:13	389117	0			806502	0		417385	0	Bullish	Bearish	-174.16	47700	2.07	47,719.60
12:39:13	227350	0		552994	0		325644	0	Bullish	Bearish	-37.96	21300	2.43	21,307.90	12:39:13	389117	0			806502	0		417385	0	Bullish	Bearish	-153.40	47700	2.07	47,746.65
12:40:15	247320	19970		536720	-16274	Long UW	289400	-36244	Bullish	Bearish	-26.09	21300	2.17	21,308.55	12:40:15	401475	12358			786606	-19896	Long UW	385131	-32254	Bullish	Bearish	-128.11	47700	1.96	47,740.10
12:41:13	247320	0		536720	0		289400	0	Bullish	Bearish	-27.43	21300	2.17	21,294.35	12:41:13	401475	0			786606	0		385131	0	Bullish	Bearish	-134.89	47700	1.96	47,704.50
12:42:13	247320	0		536720	0		289400	0	Bullish	Bearish	-43.85	21300	2.17	21,293.55	12:42:13	401475	0			786606	0		385131	0	Bullish	Bearish	-168.79	47700	1.96	47,711.00
12:43:13	255352	8032		536720	0		281368	-8032	Bullish	Bearish	-44.73	21300	2.1	21,293.55	12:43:13	401475	0			786606	0		385131	0	Bullish	Bearish	-162.30	47700	1.96	47,711.00
12:44:13	255352	0		537663	943		282311	943	Bullish	Bearish	-30.40	21300	2.11	21,293.55	12:44:13	413413	11938			783474	-3132	Long UW	370061	-15070	Bullish	Bearish	-140.50	47700	1.9	47,711.00
12:45:13	255352	0		537663	0		282311	0	Bullish	Bearish	-32.48	21300	2.11	21,313.00	12:45:13	413413	0			783474	0		370061	0	Bullish	Bearish	-140.18	47800	1.9	47,757.90
12:46:14	255352	0		527395	-10268	Long UW	272043	-10268	Bullish	Bearish	-14.41	21300	2.07	21,321.65	12:46:14	409179	-4234	Short C		772017	-11457	Long UW	362838	-7223	Bullish	Bearish	-104.55	47800	1.89	47,776.30
12:47:13	260131	4779		527395	0		267264	-4779	Bullish	Bearish	4.18	21350	2.03	21,340.65	12:47:13	409179	0			772017	0		362838	0	Bullish	Bearish	-72.95	47800	1.89	47,830.80
12:48:14	260131	0		527395	0		267264	0	Bullish	Bearish	9.46	21350	2.03	21,345.35	12:48:14	409179	0			772017	0		362838	0	Bullish	Bearish	-43.50	47800	1.89	47,832.90
12:49:13	256785	-3346	Short C	505591	-21804	Long UW	248806	-18458	Bullish	Bearish	21.12	21350	1.97	21,356.05	12:49:13	393507	-15672	Short C		730046	-41971	Long UW	336539	-26299	Bullish	Bearish	7.70	47900	1.86	47,866.65
12:50:15	256785	0		505591	0		248806	0	Bullish	Bearish	20.23	21350	1.97	21,343.90	12:50:15	393493	-14			730046	0		336553	14	Bullish	Bearish	6.04	47900	1.86	47,856.30
12:51:13	256785	0		505591	0		248806	0	Bullish	Bearish	13.48	21350	1.97	21,347.90	12:51:13	393493	0			730046	0		336553	0	Bullish	Bearish	-14.53	47800	1.86	47,846.30
12:52:13	249136	-7649	Short C	505591	0		256455	7649	Bullish	Bearish	14.96	21350	2.03	21,356.60	12:52:13	393493	0			730046	0		336553	0	Bullish	Bearish	-30.78	47900	1.86	47,853.70
12:53:13	249136	0		511164	5573		262028	5573	Bullish	Bearish	23.66	21350	2.05	21,355.25	12:53:13	386098	-7395	Short C		738345	8299		352247	15694	Bullish	Bearish	-5.76	47900	1.91	47,853.35
12:54:13	249136	0		511164	0		262028	0	Bullish	Bearish	23.13	21350	2.05	21,356.20	12:54:13	386098	0			738345	0		352247	0	Bullish	Bearish	-22.36	47900	1.91	47,854.80
12:55:13	249136	0		509185	-1979	Long UW	260049	-1979	Bullish	Bearish	22.08	21350	2.04	21,354.70	12:55:13	395572	9474			742888	4543		347316	-4931	Bullish	Bearish	-17.38	47900	1.88	47,855.45
12:56:13	254799	5663		509185	0		254386	-5663	Bullish	Bearish	21.48	21350	2	21,353.70	12:56:13	395572	0			742888	0		347316	0	Bullish	Bearish	-22.42	47900	1.88	47,852.40
12:57:13	254799	0		509185	0		254386	0	Bullish	Bearish	21.47	21350	2	21,351.40	12:57:13	395572	0			742888	0		347316	0	Bullish	Bearish	-32.37	47900	1.88	47,863.45
12:58:13	251523	-3276	Short C	513722	4537		262199	7813	Bullish	Bearish	20.73	21350	2.04	21,348.85	12:58:13	403658	8086			748194	5306		344536	-2780	Bullish	Bearish	-16.38	47900	1.85	47,854.65
12:59:13	251523	0		513722	0		262199	0	Bullish	Bearish	23.84	21350	2.04	21,351.75	12:59:13	403658	0			748194	0		344536	0	Bullish	Bearish	-19.13	47900	1.85	47,853.15
13:00:13	251523	0		513722	0		262199	0	Bullish	Bearish	20.18	21350	2.04	21,349.50	13:00:13	403658	0			748194	0		344536	0	Bullish	Bearish	-42.25	47800	1.85	47,845.35
13:01:14	249943	-1580	Short C	513722	0		263779</																							

Nifty ATM	Nifty Spot	Nifty Pre CL	Nifty Open	Nifty High	Nifty Low	India VIX	Current Expiry	Exp High	21,448.60	58.10	Not Break	Resistanc	21500	BN ATM	BN Spot	BN Pre CL	BN Open	BN High	BN Low	India VIX	Friday	Exp High	48,181.00	109.60	Not Break	Resistanc	48000		
21350	21,349.40	21255.05	21,295.85	21,390.50	21,232.45	13.71	2023-12-28	Exp Low	21,143.10	89.35	Not Break	Support	21000	47500	47,491.85	47,840.15	47,837.75	48,071.40	47,415.85	13.71	Friday	Exp Low	47,494.50	-78.65	Breakout	Support	47000		
Time	Call COI (Bearish ▼)	Call COI (+▲-▼)	Short Covering	Put COI (Bullish ▲)	Put COI (+▲-▼)	Long UW	NET Oi	+▲-▼	Net Oi Signal	Price Action Signal	VWAP Diff	Strike	Nifty PCR	Nifty LTP	Time	Call COI (Bearish ▼)	Call COI (+▲-▼)	Short Covering	Put COI (Bullish ▲)	Put COI (+▲-▼)	Long Unwinding	NET Oi	+▲-▼	Net Oi Signal	Price Action Signal	VWAP Diff	Strike	BN PCR	BN LTP
13:22:12	251949	1403		541336	744		289387	-659	Bullish	Bearish	14.20	21350	2.15	21,344.20	13:22:12	421347	5393		788955	0		367608	-5393	Bullish	Bearish	-78.90	47800	1.87	47,808.35
13:23:14	251949	0		541336	0		289387	0	Bullish	Bearish	14.20	21350	2.15	21,340.60	13:23:14	421331	-16		784527	-4428	Long UW	363196	-4412	Bullish	Bearish	-68.85	47800	1.86	47,809.85
13:24:13	251949	0		541336	0		289387	0	Bullish	Bullish	17.72	21350	2.15	21,340.70	13:24:13	421331	0		784527	0		363196	0	Bullish	Bullish	-63.99	47800	1.86	47,813.25
13:25:13	252992	1043		541336	0		288344	-1043	Bullish	Bullish	16.76	21350	2.14	21,339.10	13:25:13	421331	0		784527	0		363196	0	Bullish	Bullish	-33.40	47800	1.86	47,813.85
13:26:13	252992	0		538847	-2489	Long UW	285855	-2489	Bullish	Bearish	8.00	21350	2.13	21,334.10	13:26:13	423584	2253		780815	-3712	Long UW	357231	-5965	Bullish	Bearish	-78.61	47800	1.84	47,781.00
13:27:12	252992	0		538847	0		285855	0	Bullish	Bullish	11.78	21350	2.13	21,336.55	13:27:12	423584	0		780815	0		357231	0	Bullish	Bullish	-83.27	47800	1.84	47,811.10
13:28:13	253702	710		538847	0		285145	-710	Bullish	Bullish	7.46	21350	2.12	21,336.65	13:28:13	423584	0		780091	-724		356507	-724	Bullish	Bearish	-99.59	47800	1.84	47,788.75
13:29:15	253702	0		538817	-30		285115	-30	Bullish	Bearish	-1.05	21350	2.12	21,329.95	13:29:15	430429	6845		780091	0		349662	-6845	Bullish	Bearish	-124.05	47800	1.81	47,761.00
13:30:13	253702	0		538817	0		285115	0	Bullish	Bearish	-1.89	21350	2.12	21,335.65	13:30:13	430429	0		780091	0		349662	0	Bullish	Bearish	-141.00	47800	1.81	47,761.85
13:31:13	253702	0		540177	1360		286475	1360	Bullish	Bearish	5.81	21350	2.13	21,330.55	13:31:13	434724	4295		767945	-12146	Long UW	333221	-16441	Bullish	Bearish	-126.89	47700	1.77	47,746.20
13:32:13	250956	-2746	Short C	540177	0		289221	2746	Bullish	Bearish	-2.04	21300	2.15	21,318.85	13:32:13	434724	0		767945	0		333221	0	Bullish	Bearish	-144.69	47700	1.77	47,743.40
13:33:15	250956	0		540177	0		289221	0	Bullish	Bearish	-5.56	21300	2.15	21,323.80	13:33:15	434724	0		767945	0		333221	0	Bullish	Bearish	-140.03	47800	1.77	47,752.25
13:34:14	250956	0		540177	0		289221	0	Bullish	Bearish	-2.04	21350	2.15	21,327.80	13:34:14	434724	0		767945	0		333221	0	Bullish	Bearish	-135.96	47800	1.77	47,751.05
13:35:13	250663	-293		547026	6849		296363	7142	Bullish	Bearish	-1.01	21300	2.18	21,321.80	13:35:13	442621	7897		757376	-10569	Long UW	314755	-18466	Bullish	Bearish	-149.57	47700	1.71	47,735.05
13:36:13	250663	0		547026	0		296363	0	Bullish	Bearish	-3.40	21300	2.18	21,322.70	13:36:13	442621	0		757376	0		314755	0	Bullish	Bearish	-135.96	47700	1.71	47,735.10
13:37:13	252011	1348		547026	0		295015	-1348	Bullish	Bearish	-0.49	21350	2.17	21,330.40	13:37:13	442621	0		757376	0		314755	0	Bullish	Bearish	-136.25	47800	1.71	47,761.75
13:38:13	252011	0		554200	7174		302189	7174	Bullish	Bearish	-0.55	21300	2.2	21,323.75	13:38:13	447629	5008		758543	1167		310914	-3841	Bullish	Bearish	-136.09	47700	1.69	47,738.85
13:39:13	252011	0		554200	0		302189	0	Bullish	Bearish	0.40	21300	2.2	21,324.90	13:39:13	447629	0		758543	0		310914	0	Bullish	Bearish	-140.20	47700	1.69	47,734.90
13:40:12	253063	1052		551399	-2801	Long UW	298336	-3853	Bullish	Bearish	-5.10	21300	2.18	21,321.00	13:40:12	448747	1118		758543	0		309796	-1118	Bullish	Bearish	-152.14	47700	1.69	47,735.15
13:41:13	253063	0		551399	0		298336	0	Bullish	Bearish	-23.57	21300	2.18	21,300.45	13:41:13	448763	16		749099	-9444	Long UW	300336	-9460	Bullish	Bearish	-266.80	47600	1.67	47,645.05
13:42:18	253063	0		551399	0		298336	0	Bullish	Bearish	-35.91	21300	2.18	21,287.75	13:42:18	448763	0		749099	0		300336	0	Bullish	Bearish	-284.08	47600	1.67	47,577.40
13:43:13	251573	-1490	Short C	524841	-26558	Long UW	273268	-25068	Bullish	Bearish	-49.49	21300	2.09	21,286.30	13:43:13	444285	-4478	Short C	612180	-136919	Long UW	167895	-132441	Bullish	Bearish	-315.76	47600	1.38	47,576.60
13:44:14	251573	0		524841	0		273268	0	Bullish	Bearish	-45.27	21300	2.09	21,285.35	13:44:14	440993	-3292	Short C	612180	0		171187	3292	Bullish	Bearish	-320.33	47600	1.39	47,567.90
13:45:15	251573	0		524841	0		273268	0	Bullish	Bearish	-60.82	21300	2.09	21,279.50	13:45:15	440993	0		612180	0		171187	0	Bullish	Bearish	-353.54	47600	1.39	47,556.40
13:46:14	260277	8704		524841	0		264564	-8704	Bullish	Bearish	-59.34	21300	2.02	21,279.25	13:46:14	440993	0		580241	-31939	Long UW	139248	-31939	Bullish	Bearish	-319.08	47600	1.32	47,557.65
13:47:15	260277	0		514962	-9879	Long UW	254685	-9879	Bullish	Bearish	-56.24	21300	1.98	21,278.75	13:47:15	462525	21532		580241	0		117716	-21532	Bullish	Bearish	-307.26	47600	1.25	47,551.60
13:48:13	260277	0		514962	0		254685	0	Bullish	Bearish	-51.65	21300	1.98	21,280.70	13:48:13	462525	0		580241	0		117716	0	Bullish	Bearish	-304.51	47600	1.25	47,569.35
13:49:13	260277	0		504457	-10505	Long UW	244180	-10505	Bullish	Bearish	-53.24	21250	1.94	21,260.45	13:49:13	479066	16541		580241	0		101175	-16541	Bullish	Bearish	-318.41	47500	1.21	47,484.55
13:50:13	262689	2412		504457	0		241768	-2412	Bullish	Bearish	-76.42	21250	1.92	21,244.15	13:50:13	479066	0		567384	-12857	Long UW	88318	-12857	Bullish	Bearish	-380.59	47400	1.18	47,446.65
13:51:13	262689	0		504457	0		241768	0	Bullish	Bearish	-83.80	21250	1.92	21,242.60	13:51:13	479066	0		567384	0		88318	0	Bullish	Bearish	-420.66	47400	1.18	47,433.20
13:52:13	285961	23272		460378	-44079	Long UW	174417	-67351	Bullish	Bearish	-99.20	21250	1.61	21,234.90	13:52:13	495700	16634		505747	-61637	Long UW	10047	-78271	Bullish	Bearish	-419.97	47400	1.02	47,432.70
13:53:13	285961	0		460378	0		174417	0	Bullish	Bearish	-93.65	21250	1.61	21,234.75	13:53:13	495700	0		505747	0		10047	0	Bullish	Bearish	-375.02	47500	1.02	47,476.85
13:54:13	285961	0		460378	0		174417	0	Bullish	Bearish	-91.59	21250	1.61	21,255.10	13:54:13	495700	0		505747	0		10047	0	Bullish	Bearish	-332.15	47500	1.02	47,520.95
13:55:13	285961	0		398964	-61414	Long UW	113003	-61414	Bullish	Bearish	-53.36	21300	1.4	21,286.90	13:55:13	495700	0		482273	-23474	Long UW	-13427	-23474	Bearish	Bearish	-290.59	47600	0.97	47,575.25
13:56:15	302578	16617		398964	0		96386	-16617	Bullish	Bearish	-59.21	21300	1.32	21,278.15	13:56:15	502136	6436		482273	0		-19863	-6436	Bearish	Bearish	-291.22	47600	0.96	47,572.90
13:57:13	302578	0		398964	0		96386	0	Bullish	Bearish	-61.64	21300	1.32	21,275.85	13:57:13	502136	0		482273	0		-19863	0	Bearish	Bearish	-291.49	47500	0.96	47,540.40
13:58:13	302971	393		400896	1932		97925	1539	Bullish	Bearish	-70.73	21250	1.32	21,258.25	13:58:13	502136	0		482273	0		-19863	0	Bearish	Bearish	-319.27	47500	0.96	47,499.45
13:59:12	302971	0		400896	0		97925	0	Bullish	Bearish	-85.04	21250	1.32	21,262.00	13:59:12														

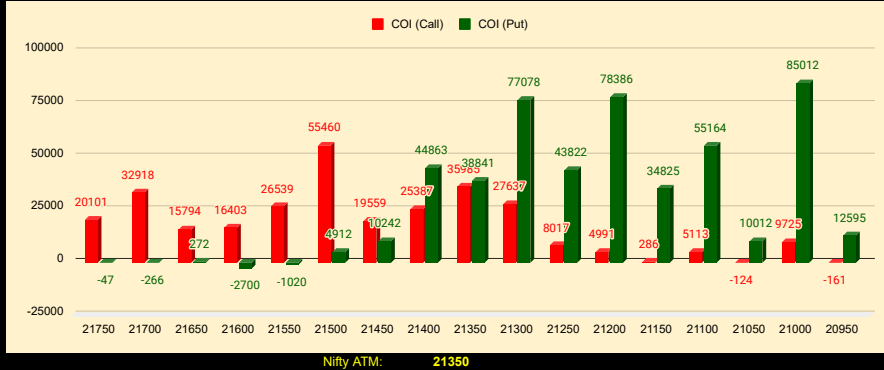
Nifty ATM	Nifty Spot	Nifty Pre CL	Nifty Open	Nifty High	Nifty Low	India VIX	Current Expiry	Exp High	21,448.60	58.10	Not Break	Resistanc	21500	BN ATM	BN Spot	BN Pre CL	BN Open	BN High	BN Low	India VIX	Friday		Exp High	48,181.00	109.60	Not Break	Resistanc	48000	
21350	21,349.40	21255.05	21,295.85	21,390.50	21,232.45	13.71	2023-12-28	Exp Low	21,143.10	89.35	Not Break	Support	21000	47500	47,491.85	47,840.15	47,837.75	48,071.40	47,415.85	13.71	Friday		Exp Low	47,494.50	-78.65	Breakout	Support	47000	
Time	Call COI (Bearish ▼)	Call COI (+▲-▼)	Short Covering	Put COI (Bullish ▲)	Put COI (+▲-▼)	Long UW	NET Oi	+▲-▼	Net Oi Signal	Price Action Signal	VWAP Diff	Strike	Nifty PCR	Nifty LTP	Time	Call COI (Bearish ▼)	Call COI (+▲-▼)	Short Covering	Put COI (Bullish ▲)	Put COI (+▲-▼)	Long Unwinding	NET Oi	+▲-▼	Net Oi Signal	Price Action Signal	VWAP Diff	Strike	BN PCR	BN LTP
14:24:14	273021	0		391875	0		118854	0	Bullish	Bullish	-2.11	21350	1.44	21,328.95	14:24:14	469729	0		509900	0		39361	0	Bullish	Bullish	-167.66	47600	1.08	47,641.30
14:25:13	280443	7422		397308	5433		116865	-1989	Bullish	Bullish	-8.69	21350	1.42	21,326.15	14:25:13	489248	19519		511973	2883		22725	-16636	Bullish	Bearish	-186.81	47600	1.05	47,632.20
14:26:13	280443	0		397308	0		116865	0	Bullish	Bullish	-13.01	21300	1.42	21,319.15	14:26:13	489248	0		511975	2		22727	2	Bullish	Bearish	-179.25	47600	1.05	47,616.20
14:27:14	280443	0		397308	0		116865	0	Bullish	Bullish	-10.14	21300	1.42	21,315.65	14:27:14	489248	0		511975	0		22727	0	Bullish	Bearish	-196.51	47600	1.05	47,588.75
14:28:13	280443	0		397308	0		116865	0	Bullish	Bullish	-8.62	21350	1.42	21,327.15	14:28:13	499791	10543		514628	2653		14837	-7890	Bullish	Bullish	-179.06	47600	1.03	47,625.15
14:29:13	274015	-6428	Short C	396222	-1086	Long UW	122207	5342	Bullish	Bullish	3.29	21350	1.45	21,329.45	14:29:13	499826	35		514628	0		14802	-35	Bullish	Bullish	-154.91	47600	1.03	47,631.75
14:30:13	274015	0		396222	0		122207	0	Bullish	Bullish	1.74	21300	1.45	21,324.50	14:30:13	499826	0		514628	0		14802	0	Bullish	Bullish	-173.65	47600	1.03	47,624.40
14:31:14	274015	0		396222	0		122207	0	Bullish	Bullish	-7.01	21300	1.45	21,321.25	14:31:14	499826	0		514628	0		14802	0	Bullish	Bullish	-204.67	47600	1.03	47,608.45
14:32:15	270883	-3132	Short C	394458	-1764	Long UW	123575	1368	Bullish	Bullish	-0.26	21350	1.46	21,324.00	14:32:15	501723	1897		518275	3647		16552	1750	Bullish	Bearish	-184.79	47600	1.03	47,605.25
14:33:13	270883	0		394458	0		123575	0	Bullish	Bearish	-5.50	21300	1.46	21,322.95	14:33:13	501723	0		518275	0		16552	0	Bullish	Bearish	-198.80	47600	1.03	47,603.15
14:34:13	270883	0		402718	8260		131835	8260	Bullish	Bearish	-3.25	21350	1.49	21,325.35	14:34:13	501723	0		518275	0		16552	0	Bullish	Bearish	-183.28	47600	1.03	47,608.10
14:35:13	275452	4569		402718	0		127266	-4569	Bullish	Bearish	-1.50	21300	1.46	21,313.15	14:35:13	507788	6065		519658	1293		11780	-4772	Bullish	Bearish	-205.92	47600	1.02	47,552.75
14:36:13	275452	0		402718	0		127266	0	Bullish	Bearish	-14.72	21300	1.46	21,319.55	14:36:13	507788	0		519658	0		11780	0	Bullish	Bearish	-265.72	47600	1.02	47,554.55
14:37:15	269911	-5541	Short C	402718	0		132807	5541	Bullish	Bearish	9.27	21350	1.49	21,326.30	14:37:15	507788	0		522123	2555		14335	2555	Bullish	Bearish	-205.70	47600	1.03	47,573.25
14:38:13	269911	0		412047	9329		142136	9329	Bullish	Bullish	21.53	21350	1.53	21,331.20	14:38:13	499225	-8563	Short C	522124	1		22899	8564	Bullish	Bearish	-193.76	47600	1.05	47,578.75
14:39:13	269911	0		412047	0		142136	0	Bullish	Bullish	32.22	21350	1.53	21,340.65	14:39:13	499225	0		522124	0		22899	0	Bullish	Bearish	-174.56	47600	1.05	47,601.80
14:40:12	269911	0		412047	0		142136	0	Bullish	Bullish	46.09	21350	1.53	21,339.45	14:40:12	501441	2216		522124	0		20683	-2216	Bullish	Bullish	-135.56	47600	1.04	47,604.50
14:41:13	255824	-14087	Short C	423309	11262		167485	25349	Bullish	Bullish	45.68	21350	1.65	21,358.65	14:41:13	501441	0		521820	-304		20379	-304	Bullish	Bearish	-172.44	47600	1.04	47,610.70
14:42:14	255824	0		423309	0		167485	0	Bullish	Bullish	61.00	21350	1.65	21,352.20	14:42:14	501441	0		521820	0		20379	0	Bullish	Bearish	-141.59	47600	1.04	47,614.10
14:43:15	255824	0		437740	14431		181916	14431	Bullish	Bullish	51.43	21350	1.71	21,360.45	14:43:15	501441	0		521820	0		20379	0	Bullish	Bearish	-153.33	47600	1.04	47,618.50
14:44:12	243186	-12638	Short C	437740	0		194554	12638	Bullish	Bullish	60.03	21350	1.8	21,363.70	14:44:12	497563	-3878	Short C	519827	-1993	Long UW	22264	1885	Bullish	Bullish	-120.86	47600	1.04	47,643.45
14:45:16	243186	0		437740	0		194554	0	Bullish	Bullish	56.74	21350	1.8	21,362.70	14:45:16	497563	0		519827	0		22264	0	Bullish	Bullish	-71.14	47700	1.04	47,693.60
14:46:13	239538	-3648	Short C	444628	6888		205090	10536	Bullish	Bullish	54.81	21350	1.86	21,359.55	14:46:13	497563	0		519827	0		22264	0	Bullish	Bullish	-26.23	47700	1.04	47,693.05
14:47:13	239538	0		444628	0		205090	0	Bullish	Bullish	60.01	21350	1.86	21,360.70	14:47:13	478911	-18652	Short C	501556	-18271	Long UW	22645	381	Bullish	Bullish	8.30	47700	1.05	47,692.95
14:48:13	239538	0		444628	0		205090	0	Bullish	Bullish	53.63	21350	1.86	21,345.80	14:48:13	478911	0		501556	0		22645	0	Bullish	Bullish	-46.95	47700	1.05	47,675.55
14:49:13	239538	0		444628	0		205090	0	Bullish	Bullish	42.26	21350	1.86	21,345.65	14:49:13	478911	0		501556	0		22645	0	Bullish	Bullish	-67.26	47700	1.05	47,670.90
14:50:12	230992	-8546	Short C	453462	8834		222470	17380	Bullish	Bullish	33.99	21350	1.96	21,338.10	14:50:12	455920	-22991	Short C	512064	10508		56144	33499	Bullish	Bullish	-85.69	47700	1.12	47,654.00
14:51:13	230992	0		453462	0		222470	0	Bullish	Bullish	29.02	21350	1.96	21,355.85	14:51:13	455920	0		512064	0		56144	0	Bullish	Bullish	-91.40	47700	1.12	47,682.35
14:52:12	230992	0		450981	-2481	Long UW	199899	-2481	Bullish	Bullish	42.63	21350	1.95	21,354.60	14:52:12	455920	0		512064	0		56144	0	Bullish	Bullish	-75.64	47700	1.12	47,680.10
14:53:14	231695	703		450981	0		199286	-703	Bullish	Bullish	37.40	21350	1.95	21,349.75	14:53:14	452706	-3214	Short C	503797	-8267	Long UW	51091	-5053	Bullish	Bullish	-73.70	47700	1.11	47,673.55
14:54:13	231695	0		450981	0		199286	0	Bullish	Bearish	29.80	21350	1.95	21,350.15	14:54:13	452706	0		503797	0		51091	0	Bullish	Bullish	-108.99	47700	1.11	47,652.30
14:55:13	231695	0		450981	0		199286	0	Bullish	Bullish	38.20	21350	1.95	21,357.70	14:55:13	452706	0		503797	0		51091	0	Bullish	Bullish	-100.96	47700	1.11	47,666.80
14:56:13	228196	-3499	Short C	445936	-5045	Long UW	217740	-1546	Bullish	Bullish	48.31	21350	1.95	21,366.85	14:56:13	441209	-11497	Short C	501864	-1933	Long UW	60655	9564	Bullish	Bullish	-71.13	47700	1.14	47,694.30
14:57:13	228196	0		445936	0		217740	0	Bullish	Bullish	52.38	21350	1.95	21,370.20	14:57:13	441209	0		501864	0		60655	0	Bullish	Bullish	-70.32	47700	1.14	47,674.50
14:58:13	231205	3009		445936	0		214731	-3009	Bullish	Bullish	51.80	21350	1.93	21,368.85	14:58:13	449501	8292		501071	-793		51570	-9085	Bullish	Bearish	-82.32	47700	1.11	47,667.45
14:59:13	231205	0		445735	-201		214530	-201	Bullish	Bullish	43.24	21350	1.93	21,361.25	14:59:13	449501	0		501071	0		51570	0	Bullish	Bearish	-111.31	47700	1.11	47,666.65
15:00:14	231205	0		445735	0		214530	0	Bullish	Bullish	34.72	21350	1.93	21,363.60	15:00:14	449501	0		501071	0		51570	0	Bullish	Bearish	-176.62	47600	1.11	47,642.60
15:01:13	231205	0		449891	4156		216866	4156	Bullish	Bullish	43.48	21350	1.95	21,361.50	15:01:13														

Nifty ATM	Nifty LTP	Nifty Pre Cl	Nifty Open	Nifty High	Nifty Low	India VIX	Select Expiry	Exp High	21,448.60	58.10	Not Break	BN ATM	BN LTP	BN Pre CL	BN Open	BN High	BN Low	India VIX	Friday	Exp High	48,181.00	109.60	Not Break		
21350	21,349.40	21255.05	21,295.85	21,390.50	21,232.45	13.71	2023-12-28	Exp Low	21,143.10	89.35	Not Break	47500	47,491.85	47840.15	47,837.75	48,071.40	47,415.85	13.71		Exp Low	47,494.50	-78.65	Breakout		
Call Time Value	Call OI	COI (Call)	Call Volume	OI Change	Call LTP	STRIKE	Put LTP	OI Change	Put Volume	COI (Put)	Put OI	Put Time Value	Call Time Value	Call OI	COI (Call)	Call Volume	OI Change	Call LTP	STRIKE	Put LTP	OI Change	Put Volume	COI (Put)	Put OI	Put Time Value
18.70	97703	32918	1445044	8618	OTM 18.7	21700	ITM 329.4	219	27911	-266	9280	0.00	34.30	42373	21598	1515802	1391	OTM 34.3	48600	ITM 1120.8	304	26149	2505	3506	12.65
25.00	38996	15794	909024	3071	OTM 25	21650	ITM 284.2	115	17014	272	8501	0.00	41.00	131954	54528	3120219	-2724	OTM 41	48500	ITM 1023	693	244332	13438	33270	14.85
32.70	111832	16403	1764647	4163	OTM 32.7	21600	ITM 244.4	1323	139545	-2700	28729	0.00	47.60	48026	27978	1923517	5629	OTM 47.6	48400	ITM 934.35	401	135857	12468	14670	26.20
45.20	46007	26539	1094041	2636	OTM 45.2	21550	ITM 204.4	663	103928	-1020	6249	3.85	61.00	67487	26611	2289905	128	OTM 61	48300	ITM 834.9	1710	365589	9516	13074	26.75
62.55	164321	55460	2900301	6144	OTM 62.55	21500	ITM 169.1	2628	660286	4912	68158	18.55	71.55	77023	35257	3102197	25050	OTM 71.55	48200	ITM 747.15	2894	876844	12657	18787	39.00
82.50	36310	19559	1405206	2560	OTM 82.5	21450	ITM 140.4	885	466629	10242	19334	39.80	93.00	75116	38333	2935365	-16502	OTM 93	48100	ITM 676.65	4678	1275413	14478	21502	68.50
105.00	88602	25387	3092837	10282	OTM 105	21400	ITM 115.5	9839	2126584	44863	85883	64.95	109.85	194895	28617	5993529	9218	OTM 109.85	48000	ITM 580	21427	4191123	4030	63397	71.85
135.15	45000	35985	1789817	6891	ATM 135.15	21350	ATM 92.55	8124	1894054	38841	46081	91.95	140.00	59736	29056	3327930	7934	OTM 140	47900	ITM 528.9	15022	3268387	9996	21226	120.75
118.20	71301	27637	2475846	6198	ITM 167.6	21300	OTM 76	12617	3674669	77078	123475	76.00	172.45	73347	34671	3139567	3024	OTM 172.45	47800	ITM 442	13919	4346731	24801	43895	133.85
104.00	17830	8017	702751	2652	ITM 203.4	21250	OTM 60	3056	1667329	43822	54135	60.00	209.10	53952	23628	2019901	7782	OTM 209.1	47700	ITM 396.25	25025	3488855	11024	34217	188.10
89.60	36396	4991	667931	5292	ITM 239	21200	OTM 50	6821	2315961	78386	123489	50.00	253.80	64701	41345	1361861	-2523	OTM 253.8	47600	ITM 325.3	10178	2968747	2834	58077	217.15
83.10	9720	286	86363	439	ITM 282.5	21150	OTM 39.95	-2965	835404	34825	46003	39.95	300.75	100433	26927	1531979	-7477	ATM 300.75	47500	ATM 274.75	8124	4051335	60821	123691	266.60
70.70	20426	5113	119959	831	ITM 320.1	21100	OTM 32.05	-397	1430583	55164	92681	32.05	273.15	31231	13255	364282	-5559	ITM 365	47400	OTM 230	1922	1742399	26474	51202	230.00
66.40	3565	-124	11183	115	ITM 365.8	21050	OTM 27.4	8530	556587	10012	19662	27.40	222.90	16422	4549	132420	-3591	ITM 414.7	47300	OTM 192.5	17668	1489780	26017	52077	192.50
65.20	57079	9725	118962	691	ITM 414.6	21000	OTM 24	-2068	1464181	85012	199091	24.00	186.25	16646	2227	74841	-859	ITM 478.1	47200	OTM 163.75	6558	1326437	21709	46635	163.75
62.60	1418	-161	2101	34	ITM 462	20950	OTM 19.95	1014	369337	12595	19985	19.95	161.35	14901	-906	28614	-377	ITM 553.2	47100	OTM 138.25	-18454	1279483	51347	65029	138.25
59.65	38331	10340	16238	-542	ITM 509.05	20900	OTM 16.7	4342	685686	29654	87897	16.70	149.15	51630	15252	136622	-6467	ITM 641	47000	OTM 114.7	9036	2671469	46616	141354	114.70
	884837	182435								388133	1038633			1119873	422926								350731	805609	
15:35						22-Dec-2023 15:35:06	NIFTY NET OI	205698		Nifty50 PCR :	2.13	15:35							22-Dec-2023 15:35:06	BN NET OI	-72195		Bank Nifty PCR :	0.83	

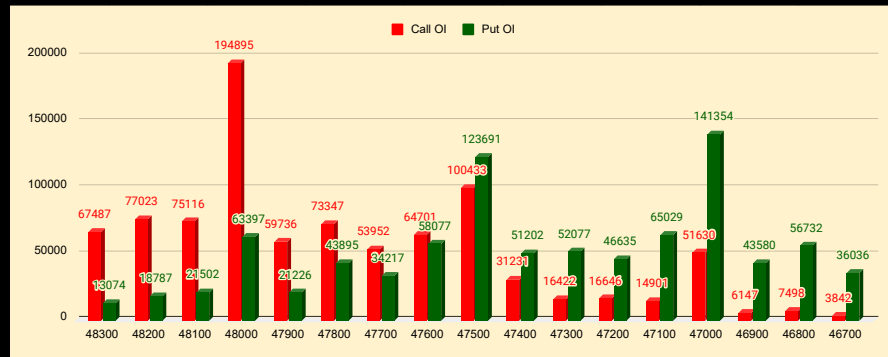
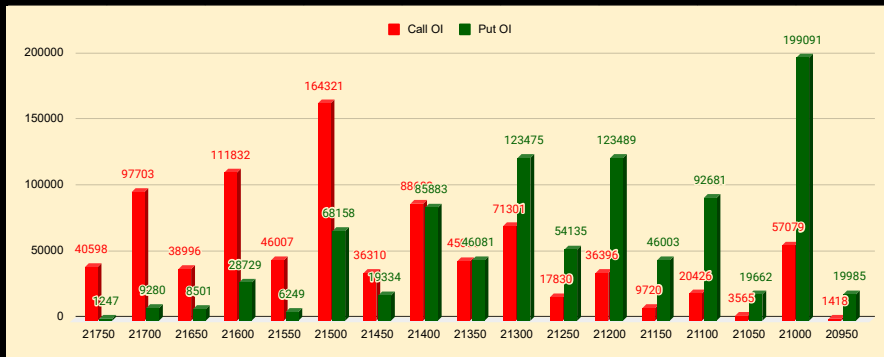
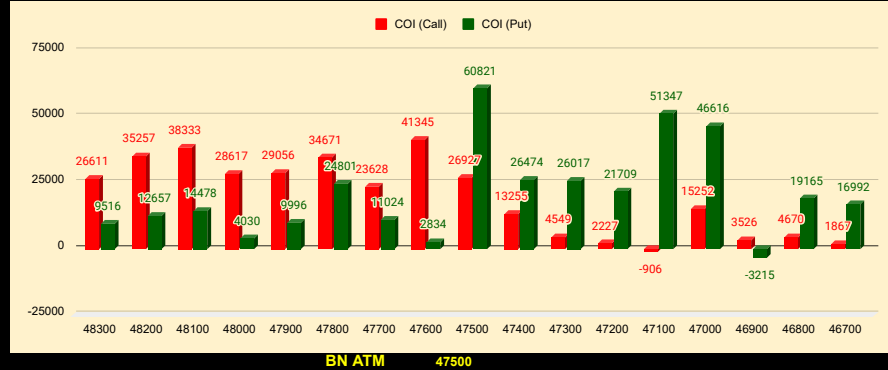
NIFTY 50

BANK NIFTY

22-Dec-2023 15:35:10 Friday



22-Dec-2023 15:35:10 Friday



Golden Rules using OiDeer

Avoid Signals of VWAP difference below 9-10 Points

9-10 प्वाइंट से नीचे VWAP अंतर के सिग्नल से बचें

PCR above 2 Strong Bullish & PCR Below 0.50 is Strong Bearish. If Call COI is negative then it will show 100 PCR and If Put COI is negative then it will show 0 PCR

PCR २ के ऊपर Strong बुलिश और PCR ०.५० के निचे स्ट्रॉंग बिअरिश। यदि कॉल COI नेगेटिव है तो यह 100 PCR दिखाएगा और यदि COI पुट नकारात्मक है तो यह 0 PCR दिखाएगा

Rule 1) Both Nifty and Bank Nifty Oi data should be in same direction. If One is Negative and other is positive then Avoid Trade because कौन किसको अपनी तरफ खिंचेगा ये केह नहीं सकते. Let Both Nifty and BN Oi data in Same direction then look for any Opportunity.

नियम 1) निफ्टी और बैंक निफ्टी दोनों डेटा एक ही दिशा में होने चाहिए। यदि एक नकारात्मक है और दूसरा सकारात्मक है तो व्यापार से बचें क्योंकि कौन किसको अपनी तरफ खिंचेगा ये केह नहीं सकते। निफ्टी और बीएन ओआई डेटा दोनों को एक ही दिशा में जाने दें और फिर किसी अवसर की तलाश करें।

Rule 2) Safe traders can wait for All Three Singals become Same color. If all Three Signals are not Same then Please Avoide Trade.

नियम 2) सुरक्षित ट्रेडर तीनों सिग्नल के एक ही रंग में आने का इंतजार कर सकते हैं। यदि तीनों संकेत समान नहीं हैं तो कृपया व्यापार से बचें।

Rule 3) Any upside movement should be supported by short Covering and any downside movement should be supported by Long unwinding.

नियम 3) किसी भी ऊपर की गतिविधि को शॉर्ट कवरींग द्वारा समर्थित किया जाना चाहिए और किसी भी नकारात्मक गतिविधि को लॉन्ग अनवाइंडिंग द्वारा समर्थित किया जाना चाहिए।

Rule 4) if Oi data is Negative (Oi data below red line) and if market already given big downside movement, then please wait till market to Go Up near VWAP and Return then Buy Put PE with SL above VWAP. (VWAP Difference below 10 is best for taking Position)

नियम 4) यदि Oi डेटा नकारात्मक है (लाल रेखा के नीचे Oi डेटा) और यदि बाजार में पहले से ही बड़ी गिरावट है, तो कृपया VWAP के पास बाजार के ऊपर जाने तक प्रतीक्षा करें और फिर VWAP के ऊपर SL के साथ PE खरीदें। (VWAP अंतर 10 से कम स्थिति लेने के लिए सबसे अच्छा है)

Rule 5) if Oi is Positive (Oi data above red line) and if market already given big upside movement then wait for market to come down near VWAP and go up then Buy Call CE with SL below VWAP. (VWAP Difference below 10 is best for taking Position)

नियम 5) यदि Oi धनात्मक है (लाल रेखा के ऊपर Oi डेटा) और यदि बाजार में पहले से ही बड़ी तेजी है तो बाजार के VWAP के पास नीचे आने और ऊपर जाने की प्रतीक्षा करें, फिर VWAP के नीचे SL के साथ कॉल CE खरीदें। (VWAP अंतर 10 से कम स्थिति लेने के लिए सबसे अच्छा है)

Rule 6) In Reversal Case, Take Trade on the Basis of Price Action and VWAP Signal because Net Oi Signal Come Latter.

नियम 6) रिवर्सल केस में, प्राइस एक्शन और VWAP सिग्नल के आधार पर Trade लें क्योंकि नेट Oi सिग्नल बाद में आते हैं।

Rule 7) When your target is done of 40-50 points, Close your PC/laptop and don't look back to Market and Enjoy the day. (निफ्टी बुलाती है मगर जानेका नहीं)

नियम 7) जब आपका लक्ष्य 40-50 अंक का हो जाए, तो अपना पीसी/लैपटॉप बंद कर दें और बाजार की ओर मुड़कर न देखें और दिन का आनंद लें। (निफ्टी बुलाती है मगर जानेका नहीं)

Rule 8) Do not try to catch every movement. Do not Overtrade.

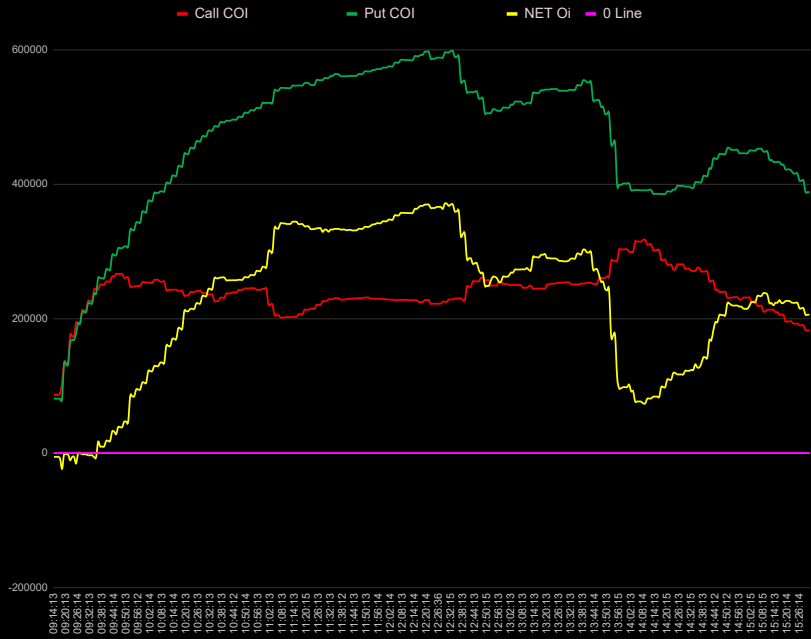
नियम 8) हर Movement को पकड़ने की कोशिश न करें। ओवरट्रेड न करें।

Wish you Happy Trading Day 👍

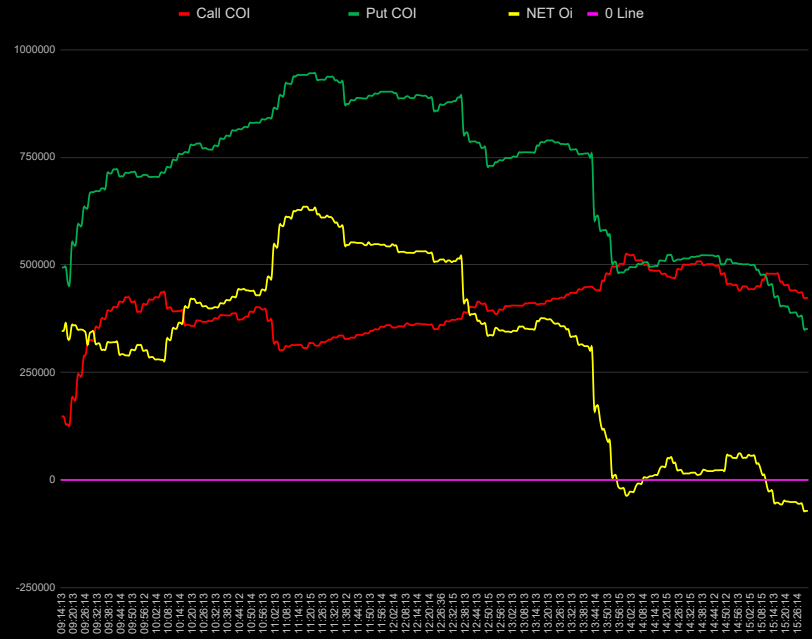
आपको ट्रेडिंग दिवस की शुभकामनाएं 👍



- Team OiDeer



NIFTY 50







BANK NIFTY



Nifty ATM	Nifty Spot	Nifty Pre CL	Nifty Open	Nifty High	Nifty Low	India VIX	Current Expiry	Exp High	21,448.60	58.10	Not Break	Resistanc	21500	BN ATM	BN Spot	BN Pre CL	BN Open	BN High	BN Low	India VIX	Friday		Exp High	48,181.00	109.60	Not Break	Resistanc	48000	
21360	21,349.40	21265.05	21,295.85	21,390.50	21,232.45	13.71	2023-12-28	Exp Low	21,143.10	89.35	Not Break	Support	21000	47500	47,491.85	47,840.15	47,837.75	48,071.40	47,415.85	13.71			Exp Low	47,494.50	-78.65	Breakout	Support	47000	
Time	Call COI (Bearish ▼)	Call COI (+▲▼)	Short Covering	Put COI (Bullish ▲)	Put COI (+▲▼)	Long UW	NET Oi	+▲▼	Net Oi Signal	Price Action Signal			Nifty PCR	Nifty LTP	Time	Call COI (Bearish ▼)	Call COI (+▲▼)	Short Covering	Put COI (Bullish ▲)	Put COI (+▲▼)	Long Unwinding	NET Oi	+▲▼	Net Oi Signal	Price Action Signal			BN PCR	BN LTP
09:18:18	104341	0		80762	8		-23579	0	Bearish	Wait			0.77	21,281.30	09:18:18	129243	0		458596	0		329353	0	Bullish	Wait			3.55	47,830.70
09:23:20	174195	69854		168208	87446		-5987	17592	Bearish	Wait			0.97	21,266.15	09:23:20	242722	113479		592010	133414		349288	19935	Bullish	Wait			2.44	47,772.30
09:28:18	211370	37175		209726	41518		-1644	4343	Bearish	Wait			0.99	21,270.65	09:28:18	324686	81964		664214	72204		339528	-9760	Bullish	Wait			2.05	47,744.85
09:33:19	226061	14691		222609	12883		-3452	-1808	Bearish	Bearish			0.98	21,264.05	09:33:19	354505	29819		671207	6993		316702	-22826	Bullish	Bearish			1.89	47,788.65
09:38:18	250421	24360		260065	37456		9644	13096	Bullish	Bullish			1.04	21,276.70	09:38:18	393129	38624		712479	41272		319350	2648	Bullish	Bullish			1.81	47,775.50
09:43:18	262473	12052		294273	34208		31800	22156	Bullish	Bearish			1.12	21,266.70	09:43:18	413866	20737		705928	-6551	Long UW	292062	-27288	Bullish	Bearish			1.71	47,741.30
09:48:19	266344	3871		304715	10442		38371	6571	Bullish	Bullish			1.14	21,307.30	09:48:19	424086	10220		713437	7509		289351	-2711	Bullish	Bullish			1.68	47,818.80
09:53:18	247521	-18823	Short C	331844	27129		84323	45952	Bullish	Bullish			1.34	21,340.30	09:53:18	391571	-32515	Short C	704721	-8716	Long UW	313150	23799	Bullish	Bullish			1.8	47,857.00
09:58:19	253912	6391		358548	26704		104636	20313	Bullish	Bullish			1.41	21,324.25	09:58:19	418841	27270		704197	-524		285356	-27794	Bullish	Bullish			1.68	47,810.95
10:03:20	253140	-772		374922	16377		121782	17146	Bullish	Bullish			1.48	21,337.30	10:03:20	424490	5649		704523	326		280033	-5323	Bullish	Bullish			1.66	47,871.90
10:08:18	254802	1662		389191	14269		134389	12607	Bullish	Bullish			1.53	21,348.80	10:08:18	400611	-23879	Short C	726830	22307		326219	46186	Bullish	Bullish			1.81	47,930.65
10:13:18	242861	-1194	Short C	412454	23263		169593	35204	Bullish	Bullish			1.7	21,338.30	10:13:18	392554	-8057	Short C	757302	30472		364748	38529	Bullish	Bullish			1.93	47,918.05
10:18:18	241295	-1566	Short C	426648	14194		185353	15760	Bullish	Bullish			1.77	21,338.15	10:18:18	360602	-31952	Short C	761770	4468		401168	36420	Bullish	Bullish			2.11	47,892.40
10:23:19	239338	-1957	Short C	453696	27048		214358	29005	Bullish	Bearish			1.9	21,339.15	10:23:19	370132	9530		781551	19781		411419	10251	Bullish	Bearish			2.11	47,905.75
10:28:18	237781	-1557	Short C	471255	17559		233474	19116	Bullish	Bullish			1.98	21,343.25	10:28:18	369260	-872		767912	-13639	Long UW	398652	-12767	Bullish	Bearish			2.08	47,896.50
10:33:19	235704	-2077	Short C	479544	8289		243840	10366	Bullish	Bullish			2.03	21,351.55	10:33:19	375487	6227		776734	8822		401247	2595	Bullish	Bullish			2.07	47,917.80
10:38:18	230965	-4739	Short C	492026	12482		261061	17221	Bullish	Bullish			2.13	21,345.00	10:38:18	382253	6766		799878	23144		417625	16378	Bullish	Bearish			2.09	47,897.45
10:43:18	238966	8001		495925	3899		256959	-4102	Bullish	Bullish			2.08	21,349.00	10:43:18	372739	-9514	Short C	815175	15297		442436	24811	Bullish	Bullish			2.19	47,910.65
10:48:18	242496	3530		500071	4146		257575	616	Bullish	Bullish			2.06	21,351.80	10:48:18	379636	6897		820201	5026		440565	-1871	Bullish	Bearish			2.16	47,906.10
10:53:18	245166	2670		509831	9760		264665	7090	Bullish	Bullish			2.08	21,363.20	10:53:18	401006	21370		830464	10263		429458	-11107	Bullish	Bullish			2.07	47,915.75
10:58:18	244037	-1129	Short C	520721	10890		276684	12019	Bullish	Bullish			2.13	21,364.95	10:58:18	370609	-30397	Short C	841424	10960		470815	41357	Bullish	Bullish			2.27	47,978.65
11:03:18	220947	-23090	Short C	520871	150		299924	23240	Bullish	Bullish			2.36	21,383.55	11:03:18	320429	-50180	Short C	863771	22347		543342	72527	Bullish	Bullish			2.7	48,055.15
11:08:18	201503	-19444	Short C	543053	22182		341550	41626	Bullish	Bullish			2.7	21,381.75	11:08:18	310095	-10334	Short C	921000	57229		610905	67563	Bullish	Bullish			2.97	48,017.85
11:13:17	202535	1032		546503	34570		343968	2418	Bullish	Bullish			2.7	21,379.75	11:13:17	313607	3512		941023	20023		627416	16511	Bullish	Bullish			3	48,005.15
11:18:17	206235	3700		546732	229		340497	-3471	Bullish	Bearish			2.65	21,373.65	11:18:17	306777	-6830	Short C	941435	412		634658	7242	Bullish	Bearish			3.07	47,996.05
11:23:20	214531	8296		547561	829		333030	-7467	Bullish	Bearish			2.55	21,365.45	11:23:20	312288	5511		929864	-11571	Long UW	617576	-17082	Bullish	Bearish			2.98	47,969.30
11:28:18	225721	11190		554705	7144		328984	-4046	Bullish	Bearish			2.43	21,377.50	11:28:18	322594	10306		936940	7076		614346	-3230	Bullish	Bearish			2.9	47,976.35
11:33:18	228579	2858		560902	6197		332323	3339	Bullish	Bullish			2.45	21,379.50	11:33:18	331024	8430		928969	-7971	Long UW	597945	-16401	Bullish	Bearish			2.81	47,958.80
11:38:18	228074	-505		560455	-447		333381	58	Bullish	Bullish			2.46	21,375.35	11:38:18	327733	-3291	Short C	873974	-54995	Long UW	546241	-51704	Bullish	Bearish			2.67	47,902.00
11:43:18	229899	1825		560897	442		330998	-1383	Bullish	Bullish			2.44	21,385.50	11:43:18	336923	9190		887781	13807		550858	4617	Bullish	Bearish			2.63	47,926.05
11:48:19	230282	383		563730	2833		333448	2450	Bullish	Bullish			2.45	21,384.30	11:48:19	340782	3859		886632	-1149	Long UW	545850	-5008	Bullish	Bearish			2.6	47,909.50
11:53:19	229712	-570		569738	6008		340026	6578	Bullish	Bullish			2.48	21,381.15	11:53:19	349869	9087		897742	11110		547873	2023	Bullish	Bearish			2.57	47,897.45
11:58:18	228769	-943		573337	3599		344568	4542	Bullish	Bearish			2.51	21,383.25	11:58:18	359443	9574		902288	4546		542845	-5028	Bullish	Bearish			2.51	47,880.20
12:03:18	228037	-732		575094	1757		347057	2489	Bullish	Bearish			2.52	21,383.95	12:03:18	354121	-5322	Short C	898586	-3702	Long UW	544465	1620	Bullish	Bullish			2.54	47,950.60
12:08:19	227663	-374		584807	9713		357144	10087	Bullish	Bearish			2.57	21,380.45	12:08:19	363347	9226		891318	-7268	Long UW	527971	-16494	Bullish	Bullish			2.45	47,923.30
12:13:18	227219	-444		584326	-481		357107	-37	Bullish	Bearish			2.57	21,375.10	12:13:18	362965	-382		894176	2858		531211	3240	Bullish	Bullish			2.46	47,934.95
12:18:18	224624	-2595	Short C	592300	7974		367676	10569	Bullish	Bearish			2.64	21,359.50	12:18:18	361604	-1361	Short C	892783	-1393	Long UW	531179	-32	Bullish	Bearish			2.47	47,910.25
12:23:18	222012	-2612	Short C	586531	-5769	Long UW	364519	-3157	Bullish	Bearish			2.64	21,351.65	12:23:18	350610	-10994	Short C	858382	-34401	Long UW	507772	-23407	Bullish	Bearish			2.45	47,877.25
12:28:18	224926	2914		588092	1561		363166	-1353	Bullish	Bearish			2.61	21,341.05	12:28:18	368349	17739		874782	16400		506433	-1339	Bullish	Bearish			2.37	47,875.65
12:33:19	228297	3371		597925	9833		369628	6462	Bullish	Bearish			2.62	21,338.30	12:33:19	371926	3577		880535	5753		508609	2176	Bullish	Bearish			2.37	47,856.80
12:38:18	227350	-947		552994	-44931	Long UW	325644	-43984	Bullish	Bearish			2.43	21,294.35	12:38:18	389117	17191		806502	-74033	Long UW	417385	-91224	Bullish	Bearish			2.07	47,719.60
12:43:18	255352	28002		536720	-16274	Long UW	281368	-44276	Bullish	Bearish			2.1	21,294.35	12:43:18	401475	12358		786606	-19896	Long UW	385131	-32254	Bullish	Bearish			1.96	47,719.60
12:48:20	260131	4779		527395	-9325	Long UW	267264	-14104	Bullish	Bullish			2.03	21,345.35	12:48:20	409179	7704		772017	-14589	Long UW	362838	-22293	Bullish	Bearish			1.89	47,832.90
12:53:20	249136	-10995	Short C	511164	-16231	Long UW	262028	-5236	Bullish	Bullish			2.05	21,355.25	12:53:20	386098	-2308												

Nifty ATM	Nifty Spot	Nifty Pre Cl	Nifty Open	Nifty High	Nifty Low	India VIX	Current Expiry	Exp High	21,448.60	58.10	Not Break	Resistanc	21500	BN ATM	BN Spot	BN Pre CL	BN Open	BN High	BN Low	India VIX	Friday		Exp High	48,181.00	109.60	Not Break	Resistanc	48000	
21360	21,349.40	21265.05	21,295.85	21,390.50	21,232.45	13.71	2023-12-28	Exp Low	21,143.10	89.35	Not Break	Support	21000	47500	47,491.85	47,840.15	47,837.75	48,071.40	47,415.85	13.71			Exp Low	47,494.50	-78.65	Breakout	Support	47000	
Time	Call COI (Bearish ▼)	Call COI (+▲▼)	Short Covering	Put COI (Bullish ▲)	Put COI (+▲▼)	Long UW	NET Oi	+▲▼	Net Oi Signal	Price Action Signal			Nifty PCR	Nifty LTP	Time	Call COI (Bearish ▼)	Call COI (+▲▼)	Short Covering	Put COI (Bullish ▲)	Put COI (+▲▼)	Long Unwinding	NET Oi	+▲▼	Net Oi Signal	Price Action Signal			BN PCR	BN LTP
14:18:18	287255	-14447	Short C	385252	-256		97997	14191	Bullish	Bullish			1.34	21,304.50	14:18:18	478901	-7001	Short C	509529	13686		30628	20687	Bullish	Bullish			1.06	47,570.35
14:23:19	273021	-14234	Short C	391875	6623		118854	20857	Bullish	Bullish			1.44	21,328.90	14:23:19	469729	-9172	Short C	509090	-439		39361	8733	Bullish	Bullish			1.08	47,637.20
14:28:19	280443	7422		397308	5433		116865	-1989	Bullish	Bullish			1.42	21,327.15	14:28:19	499791	30062		514628	5538		14837	-24524	Bullish	Bearish			1.03	47,625.15
14:33:18	270883	-9560	Short C	394458	-2850	Long UW	123575	6710	Bullish	Bullish			1.46	21,322.95	14:33:18	501723	1932		518275	3647		16552	1715	Bullish	Bullish			1.03	47,603.15
14:38:19	269911	-972		412047	17589		142136	18561	Bullish	Bullish			1.53	21,331.20	14:38:19	499225	-2498	Short C	522124	3849		22899	6347	Bullish	Bearish			1.05	47,578.75
14:43:18	255824	-14087	Short C	437740	25693		181916	39780	Bullish	Bullish			1.71	21,360.45	14:43:18	501441	2216		521820	-304		20379	-2520	Bullish	Bearish			1.04	47,618.50
14:48:19	239538	-16286	Short C	444628	6888		205090	23174	Bullish	Bullish			1.86	21,345.80	14:48:19	478911	-22530	Short C	501556	-20264	Long UW	22645	2266	Bullish	Bullish			1.05	47,675.55
14:53:18	231695	-7843	Short C	450981	6353		219286	14196	Bullish	Bullish			1.95	21,349.75	14:53:18	452706	-26205	Short C	503797	2241		51091	28446	Bullish	Bullish			1.11	47,673.55
14:58:18	231205	-490		445936	-5045	Long UW	214731	-4555	Bullish	Bullish			1.93	21,368.85	14:58:18	449501	-3205	Short C	501071	-2726	Long UW	51570	479	Bullish	Bullish			1.11	47,667.45
15:03:18	225458	-5747	Short C	449891	3955		224433	9702	Bullish	Bullish			2	21,358.90	15:03:18	443370	-6131	Short C	499370	-1701	Long UW	56000	4430	Bullish	Bearish			1.13	47,560.55
15:08:19	210597	-14861	Short C	448348	-1543	Long UW	237751	13318	Bullish	Bearish			2.13	21,341.00	15:08:19	465396	22026		477092	-22278	Long UW	11696	-44304	Bullish	Bearish			1.03	47,478.30
15:13:18	213082	2485		432911	-15437	Long UW	219829	-17922	Bullish	Bearish			2.03	21,357.85	15:13:18	479210	13814		453429	-23663	Long UW	-25781	-37477	Bearish	Bearish		0.95	47,543.55	
15:18:20	205641	-7441	Short C	428831	-4080	Long UW	223190	3361	Bullish	Bearish			2.09	21,345.10	15:18:20	461113	-18097	Short C	404412	-49017	Long UW	-56701	-30920	Bearish	Bearish		0.88	47,476.65	
15:23:18	192440	-13201	Short C	415766	-13065	Long UW	223326	136	Bullish	Bullish			2.16	21,344.25	15:23:18	440438	-20675	Short C	388838	-15574	Long UW	-51600	5101	Bearish	Bearish		0.88	47,475.20	
15:28:18	189916	-2524	Short C	405127	-10639	Long UW	215211	-8115	Bullish	Bearish			2.13	21,331.40	15:28:18	435424	-5014	Short C	379966	-8872	Long UW	-55458	-3858	Bearish	Bearish		0.87	47,424.25	

Nifty ATM	Nifty Spot	Nifty Pre CL	Nifty Open	Nifty High	Nifty Low	India VIX	Current Expiry	Exp High	21,448.60	58.10	Not Break	Resistanc	21500	BN ATM	BN Spot	BN Pre CL	BN Open	BN High	BN Low	India VIX	Friday		Exp High	48,181.00	109.60	Not Break	Resistanc	48000
21360	21,349.40	21255.05	21,295.85	21,390.50	21,232.45	13.71	2023-12-28	Exp Low	21,143.10	89.35	Not Break	Support	21000	47500	47,491.85	47,840.15	47,837.75	48,071.40	47,415.85	13.71			Exp Low	47,494.50	-78.65	Breakout	Support	47000
Time	Call COI (Bearish)	Call COI (+)	Short Covering	Put COI (Bullish)	Put COI (+)	Long UW	NET Oi	+▲▼	Net Oi Signal	Price Action Signal		Nifty PCR	Nifty LTP	Time	Call COI (Bearish)	Call COI (+)	Short Covering	Put COI (Bullish)	Put COI (+)	Long Unwinding	NET Oi	+▲▼	Net Oi Signal	Price Action Signal		BN PCR	BN LTP	
09:21:16	134098	0		132047	0		-2051	0	Bearish	Wait		0.98	21,280.90	09:21:16	188323	0		547237	0		358914	0	Bullish	Wait		2.91	47,771.65	
09:31:18	226061	91963		222609	90562		-3452	-1401	Bearish	Bearish		0.98	21,257.25	09:31:18	354505	166182		671207	123970		316702	-42212	Bullish	Bearish		1.89	47,732.80	
09:41:16	255012	28951		272952	50343		17940	21392	Bullish	Bullish		1.07	21,261.55	09:41:16	401518	47013		721465	50258		319947	3245	Bullish	Bearish		1.8	47,702.65	
09:51:16	260754	5742		307289	34337		46535	28595	Bullish	Bullish		1.18	21,330.15	09:51:16	413564	12046		715527	-5938	Long UW	301963	-17984	Bullish	Bullish		1.73	47,852.90	
10:01:16	253140	-7614	Short C	374922	67633		121782	75247	Bullish	Bullish		1.48	21,337.80	10:01:16	424490	10926		704523	-11004	Long UW	280033	-21930	Bullish	Bullish		1.66	47,870.75	
10:11:17	242460	-10680	Short C	401644	26722		159184	37402	Bullish	Bullish		1.66	21,345.65	10:11:17	391885	-32605	Short C	743563	39040		351678	71645	Bullish	Bullish		1.9	47,936.45	
10:21:16	234182	-8278	Short C	445080	43436		210898	51714	Bullish	Bearish		1.9	21,341.25	10:21:16	358228	-33657	Short C	778273	34710		420045	68367	Bullish	Bearish		2.17	47,908.30	
10:31:16	235704	1522		479544	34464		243840	32942	Bullish	Bullish		2.03	21,353.65	10:31:16	375487	17259		776734	-1539	Long UW	401247	-18798	Bullish	Bullish		2.07	47,935.25	
10:41:17	237279	1575		494189	14645		256910	13070	Bullish	Bullish		2.08	21,354.30	10:41:17	386753	11266		812045	35311		425292	24045	Bullish	Bearish		2.1	47,933.50	
10:51:16	244751	7472		506137	11948		261386	4476	Bullish	Bearish		2.07	21,352.85	10:51:16	390689	3936		829820	17775		439131	13839	Bullish	Bearish		2.12	47,899.90	
11:01:16	220947	-23804	Short C	520721	14584		299774	38388	Bullish	Bullish		2.36	21,380.45	11:01:16	320429	-70260	Short C	863771	33951		543342	104211	Bullish	Bullish		2.7	48,046.60	
11:11:16	202130	-18817	Short C	542854	22133		340724	40950	Bullish	Bearish		2.69	21,368.40	11:11:16	313293	-7136	Short C	937351	73580		624058	80716	Bullish	Bearish		2.99	48,014.10	
11:21:16	213046	10916		550267	7413		337221	-3503	Bullish	Bearish		2.58	21,361.55	11:21:16	317728	4435		945078	7727		627350	3292	Bullish	Bearish		2.97	47,956.20	
11:31:17	228579	15533		557764	7497		329185	-8036	Bullish	Bullish		2.44	21,371.80	11:31:17	331032	13304		936940	-8138	Long UW	605908	-21442	Bullish	Bearish		2.83	47,952.65	
11:41:16	229090	511		560897	3133		331807	2622	Bullish	Bullish		2.45	21,374.55	11:41:16	330530	-502		882473	-54467	Long UW	551943	-53965	Bullish	Bearish		2.67	47,901.00	
11:51:18	231245	2155		567599	6702		336354	4547	Bullish	Bullish		2.45	21,382.95	11:51:18	346198	15668		892899	10426		546701	-5242	Bullish	Bullish		2.58	47,915.05	
12:01:17	228037	-3208	Short C	575185	7586		347148	10794	Bullish	Bullish		2.52	21,384.70	12:01:17	354551	8353		902288	9389		547737	1036	Bullish	Bullish		2.54	47,918.85	
12:11:17	227420	-617		584326	9141		356906	9758	Bullish	Bearish		2.57	21,372.40	12:11:17	359997	5446		887738	-14550	Long UW	527741	-19996	Bullish	Bearish		2.47	47,916.25	
12:21:19	227420	0		596905	12579		369485	12579	Bullish	Bearish		2.62	21,340.45	12:21:19	360682	685		887808	70		527126	-615	Bullish	Bearish		2.46	47,859.95	
12:31:16	228297	877		595838	-1067	Long UW	367541	-1944	Bullish	Bullish		2.61	21,340.60	12:31:16	371939	11257		878074	-9734	Long UW	506135	-20991	Bullish	Bearish		2.36	47,851.00	
12:41:16	247320	19023		536720	-59118	Long UW	289400	-78141	Bullish	Bearish		2.17	21,294.35	12:41:16	401475	29536		786606	-91468	Long UW	385131	-121004	Bullish	Bearish		1.96	47,704.50	
12:51:16	256785	9465		505591	-31129	Long UW	248806	-40594	Bullish	Bullish		1.97	21,347.90	12:51:16	393493	-7982	Short C	730046	-56560	Long UW	336553	-48578	Bullish	Bullish		1.86	47,846.30	
13:01:16	249943	-6842	Short C	513722	8131		263779	14973	Bullish	Bearish		2.06	21,347.20	13:01:16	405055	11562		748194	18148		343139	6586	Bullish	Bearish		1.85	47,839.10	
13:11:16	248580	-1363	Short C	520884	7162		272304	8525	Bullish	Bearish		2.1	21,337.05	13:11:16	411044	5989		761204	13010		350160	7021	Bullish	Bearish		1.85	47,802.55	
13:21:16	250546	1966		540592	19708		290046	17742	Bullish	Bullish		2.16	21,341.15	13:21:16	415954	4910		788955	27751		373001	22841	Bullish	Bearish		1.9	47,794.60	
13:31:16	253702	3156		540177	-415		286475	-3571	Bullish	Bearish		2.13	21,330.55	13:31:16	434724	18770		767945	-21010	Long UW	333221	-39780	Bullish	Bearish		1.77	47,746.20	
13:41:16	253063	-639		551399	11222		298336	11861	Bullish	Bearish		2.18	21,300.45	13:41:16	448763	14039		749099	-18846	Long UW	300336	-32885	Bullish	Bearish		1.67	47,645.05	
13:51:16	262689	9626		504457	-46942	Long UW	241768	-56568	Bullish	Bearish		1.92	21,242.60	13:51:16	479066	30303		567384	-181715	Long UW	88318	-212018	Bullish	Bearish		1.18	47,433.20	
14:01:16	299237	36548		400896	-103561	Long UW	101659	-140109	Bullish	Bullish		1.34	21,255.20	14:01:16	522336	43270		494458	-72926	Long UW	-7878	-116196	Bearish	Bullish		0.95	47,496.10	
14:11:16	310244	11007		391288	-9608	Long UW	81044	-20615	Bullish	Bullish		1.26	21,308.15	14:11:16	487564	-34772	Short C	495843	1385		8279	36157	Bullish	Bullish		1.02	47,633.75	
14:21:17	279841	-30403	Short C	388983	-2305	Long UW	109142	28098	Bullish	Bullish		1.39	21,335.90	14:21:17	472579	-14985	Short C	522338	26495		49759	41480	Bullish	Bullish		1.11	47,652.50	
14:31:16	274015	-5826	Short C	396222	7239		122207	13065	Bullish	Bearish		1.45	21,321.25	14:31:16	499826	27247		514628	-7710	Long UW	14802	-34957	Bullish	Bearish		1.03	47,608.45	
14:41:18	255824	-18191	Short C	423309	27087		167485	45278	Bullish	Bullish		1.65	21,358.65	14:41:18	501441	1615		521820	7192		20379	5577	Bullish	Bullish		1.04	47,610.70	
14:51:16	230992	-24832	Short C	453462	30153		222470	54985	Bullish	Bearish		1.96	21,355.85	14:51:16	455920	-45521	Short C	512064	-9756	Long UW	56144	35765	Bullish	Bullish		1.12	47,682.35	
15:01:16	231205	213		449891	-3571	Long UW	218686	-3784	Bullish	Bullish		1.95	21,361.50	15:01:16	442985	-12935	Short C	501071	-10993	Long UW	58086	1942	Bullish	Bearish		1.13	47,632.45	
15:11:18	213082	-18123	Short C	436129	-13762	Long UW	223047	4361	Bullish	Bearish		2.05	21,348.85	15:11:18	479210	36225		453429	-47642	Long UW	-25781	-83867	Bearish	Bearish		0.95	47,472.45	
15:21:17	195772	-17310	Short C	421836	-14293	Long UW	226064	3017	Bullish	Bullish		2.15	21,354.60	15:21:17	452800	-26410	Short C	402525	-50904	Long UW	-50275	-24494	Bearish	Bullish		0.89	47,486.20	
15:31:17	182435	-13337	Short C	388133	-33703	Long UW	205698	-20366	Bullish	Bearish		2.13	21,331.30	15:31:17	422926	-29874	Short C	350731	-51794	Long UW	-72195	-21920	Bearish	Bearish		0.83	47,454.65	

Nifty ATM	Nifty Spot	Nifty Pre Cl	Nifty Open	Nifty High	Nifty Low	India VIX	Current Expiry	Exp High	21,448.60	58.10	Not Break	Resistanc	21500	BN ATM	BN Spot	BN Pre CL	BN Open	BN High	BN Low	India VIX	Friday		Exp High	48,181.00	109.60	Not Break	Resistanc	48000
21360	21,349.40	21255.05	21,295.85	21,390.50	21,232.45	13.71	2023-12-28	Exp Low	21,143.10	89.35	Not Break	Support	21000	47500	47,491.85	47,840.15	47,837.75	48,071.40	47,415.85	13.71			Exp Low	47,494.50	-78.65	Breakout	Support	47000
Time	Call COI (Bearish ▼)	Call COI (+▲▼)	Short Covering	Put COI (Bullish ▲)	Put COI (+▲▼)	Long UW	NET Oi	+▲▼	Net Oi Signal	Price Action Signal		Nifty PCR	Nifty LTP	Time	Call COI (Bearish ▼)	Call COI (+▲▼)	Short Covering	Put COI (Bullish ▲)	Put COI (+▲▼)	Long Unwinding	NET Oi	+▲▼	Net Oi Signal	Price Action Signal		BN PCR	BN LTP	
09:20:13	134098	0		132047	0		-2051	0	Bearish	Wait		0.98	21,287.75	09:20:13	188323	0		547237	0		358914	0	Bullish	Wait		2.91	47,831.15	
09:35:13	243427	109329		237198	105151		-6229	-4178	Bearish	Bearish		0.97	21,267.80	09:35:13	374718	186395		677429	130192		302711	-56203	Bullish	Bearish		1.81	47,772.05	
09:50:11	260754	17327		307289	70091		46535	52764	Bullish	Bullish		1.18	21,331.10	09:50:11	413564	38846		715527	38098		301963	-748	Bullish	Bullish		1.73	47,867.00	
10:05:12	257532	-3222	Short C	386750	79461		129218	82683	Bullish	Bullish		1.5	21,346.85	10:05:12	435238	21674		714237	-1290		278999	-22964	Bullish	Bullish	Long UW	1.64	47,914.45	
10:20:11	234182	-23350	Short C	445080	58330		210898	81680	Bullish	Bullish		1.9	21,349.40	10:20:11	358228	-77010	Short C	778273	64036		420045	141046	Bullish	Bullish		2.17	47,927.50	
10:35:12	226001	-8181	Short C	485878	40798		259877	48979	Bullish	Bullish		2.15	21,352.00	10:35:12	382681	24453		792897	14624		410216	-9829	Bullish	Bearish		2.07	47,923.45	
10:50:11	244751	18750		506137	20259		261386	1509	Bullish	Bullish		2.07	21,355.70	10:50:11	390689	8008		829820	36923		439131	28915	Bullish	Bearish		2.12	47,898.05	
11:05:11	205047	-39704	Short C	539099	32962		334052	72666	Bullish	Bullish		2.63	21,379.05	11:05:11	301829	-88860	Short C	892804	62984		590975	151844	Bullish	Bullish		2.96	48,024.05	
11:20:11	213046	7999		550267	11168		337221	3169	Bullish	Bearish		2.58	21,373.45	11:20:11	317728	15899		945078	52274		627350	36375	Bullish	Bearish		2.97	47,980.30	
11:35:11	230222	17176		563596	13329		333374	-3847	Bullish	Bullish		2.45	21,375.45	11:35:11	335238	17510		923872	-21206	Long UW	588634	-38716	Bullish	Bearish		2.76	47,903.60	
11:50:11	231245	1023		567599	4003		336354	2980	Bullish	Bullish		2.45	21,386.50	11:50:11	346198	10960		892899	-30973	Long UW	546701	-41933	Bullish	Bullish		2.58	47,917.90	
12:05:11	227277	-3968	Short C	580672	13073		353395	17041	Bullish	Bearish		2.55	21,382.95	12:05:11	357007	10809		887042	-5857	Long UW	530035	-16666	Bullish	Bullish		2.48	47,931.00	
12:20:11	227420	143		596905	16233		369485	16090	Bullish	Bearish		2.62	21,346.25	12:20:11	360682	3675		887808	766		527126	-2909	Bullish	Bearish		2.46	47,855.55	
12:35:11	229832	2412		589231	-7674	Long UW	359399	-10086	Bullish	Bearish		2.56	21,303.90	12:35:11	374519	13837		888579	771		514060	-13066	Bullish	Bearish		2.37	47,748.40	
12:50:11	256785	26953		505591	-83640	Long UW	248806	-110593	Bullish	Bullish		1.97	21,343.90	12:50:11	393493	18974		730046	-158533	Long UW	336553	-177507	Bullish	Bullish		1.86	47,856.30	
13:05:13	249835	-6950	Short C	522695	17104		272860	24054	Bullish	Bullish		2.09	21,358.65	13:05:13	405017	11524		760953	30907		355936	19383	Bullish	Bullish		1.88	47,859.85	
13:20:11	250546	711		540592	17897		290046	17186	Bullish	Bearish		2.16	21,335.30	13:20:11	415954	10937		788955	28002		373001	17065	Bullish	Bearish		1.9	47,785.60	
13:35:14	250663	117		547026	6434		296363	6317	Bullish	Bearish		2.18	21,321.80	13:35:14	442621	26667		757376	-31579	Long UW	314755	-58246	Bullish	Bearish		1.71	47,735.05	
13:50:15	262689	12026		504457	-42569	Long UW	241768	-54595	Bullish	Bearish		1.92	21,244.15	13:50:15	479066	36445		567384	-189992	Long UW	88318	-226437	Bullish	Bearish		1.18	47,446.65	
14:05:13	314449	51760		391051	-113406	Long UW	76602	-165166	Bullish	Bullish		1.24	21,275.90	14:05:13	510387	31321		501509	-65875	Long UW	-8878	-97196	Bearish	Bullish		0.98	47,550.90	
14:20:11	279841	-34608	Short C	388983	-2068	Long UW	109142	32540	Bullish	Bullish		1.39	21,334.00	14:20:11	472579	-37808	Short C	522338	20829		49759	58637	Bullish	Bullish		1.11	47,648.25	
14:35:12	275452	-4389	Short C	402718	13735		127266	18124	Bullish	Bearish		1.46	21,313.15	14:35:12	507788	35209		519568	-2770	Long UW	11780	-37979	Bullish	Bearish		1.02	47,552.75	
14:50:12	230992	-44460	Short C	453462	50744		222470	95204	Bullish	Bullish		1.96	21,338.10	14:50:12	455920	-51868	Short C	512064	-7504	Long UW	56144	44364	Bullish	Bullish		1.12	47,654.00	
15:05:12	218864	-12128	Short C	452428	-1034	Long UW	233564	11094	Bullish	Bullish		2.07	21,357.25	15:05:12	449998	-5922	Short C	488286	-23778	Long UW	38288	-17856	Bullish	Bearish		1.09	47,541.15	
15:20:13	195772	-23092	Short C	421836	-30592	Long UW	226064	-7500	Bullish	Bearish		2.15	21,353.95	15:20:13	452800	2802		402525	-85761	Long UW	-50275	-88563	Bearish	Bearish		0.89	47,500.65	

Bank Nifty Component						Nifty Component					
Sr No	Name	LTP	Prev Cl	Change	Gainer	Sr No	Name	LTP	Prev Cl	Change	Gainer
1	HDFC Bank	1,668.70	1,686.70	-18.00	1	1	RELIANCE	2566.75	2562.55	4.20	39
2	ICICI Bank	994.50	1,004.40	-9.90	Looser	2	HDFCBANK	1670.00	1686.70	-16.70	Looser
3	SBI	637.30	643.75	-6.45	11	3	INFY	1560.60	1536.00	24.60	12
4	Kotak Mahindra Bank	1,856.90	1,852.70	4.20		4	ICICIBANK	994.40	1004.40	-10.00	
5	Axis Bank	1,088.70	1,095.40	-6.70		5	TCS	3818.75	3787.50	31.25	
6	IndusInd Bank	1,560.50	1,570.00	-9.50		6	KOTAKBANK	1858.15	1852.70	5.45	
7	Bank of Baroda Ltd	223.55	224.85	-1.30		7	HINDUNILVR	2576.90	2553.20	23.70	
8	AU Small Finance Bank	762.00	771.30	-9.30		8	AXISBANK	1087.00	1095.40	-8.40	
9	Federal Bank	153.60	153.95	-0.35		9	LT	3468.55	3424.15	44.40	
10	IDFC First Bank	88.30	88.35	-0.05		10	ITC	455.40	451.45	3.95	
11	Bandhan Bank	234.85	238.25	-3.40		11	SBIN	636.90	643.75	-6.85	
12	Punjab National Bank	89.20	89.85	-0.65		12	BAJFINANCE	7288.65	7367.15	-78.50	
						13	ASIANPAINT	3345.00	3302.95	42.05	
						14	BHARTIARTL	987.95	977.90	10.05	
						15	HCLTECH	1463.10	1422.05	41.05	
						16	MARUTI	10202.35	10012.85	189.50	
						17	TATASTEEL	133.45	131.00	2.45	
						18	WIPRO	461.80	434.00	27.80	
						19	ULTRACEMCO	9982.00	9954.45	27.55	
						20	M&M	1634.35	1633.85	0.50	
						21	BAJAJFINSV	1672.80	1666.85	5.95	
						22	SUNPHARMA	1242.65	1233.50	9.15	
						23	TITAN	3630.45	3580.00	50.45	
						24	TECHM	1272.50	1250.10	22.40	
						25	DRREDDY	5631.70	5554.50	77.20	
						26	JSWSTEEL	856.40	841.90	14.50	
						27	NESTLEIND	25375.15	25115.85	259.30	
						28	INDUSINDBK	1562.00	1570.00	-8.00	
						29	TATAMOTORS	724.45	708.85	15.60	
						30	POWERGRID	231.40	232.35	-0.95	
						31	GRASIM	2041.10	2085.60	-44.50	
						32	HDFCLIFE	640.45	644.20	-3.75	
						33	DIVISLAB	3694.00	3632.70	61.30	
Common Stocks & its Weightage in Nifty50 & Bank Nifty											
	Sr no	Common Stocks	Nifty50	Bank Nifty							
	1	HDFCBANK	8.87	26.30							
	2	ICICIBANK	8.00	24.67							
	3	AXISBANK	2.29	12.18							
	4	SBIN	2.66	11.03							
	5	KOTAKBANK	3.91	10.63							
	6	INDUSINDBK	0.80	5.44							
			26.53	90.25							
Fin Nifty Component											
Sr No	Name	LTP	Prev Cl	Change	Gainer						
1	IEX	152.10	147.10	5.00	9						
2	SBICARD	772.80	765.20	7.60	Looser						
3	ICICIGI	1,416.20	1,405.75	10.45	11						
4	LICHSGFIN	517.05	518.60	-1.55							
5	BAJFINANCE	7,288.65	7,367.15	-78.50							
6	SBILIFE	1,398.45	1,403.75	-5.30							
7	AXISBANK	1,087.00	1,095.40	-8.40							

8	BAJAJFINSV	1,672.80	1,666.85	5.95			34	NTPC	303.15	301.95	1.20
9	SBIN	636.90	643.75	-6.85			35	HINDALCO	568.50	556.25	12.25
10	ICICIBANK	994.40	1,004.40	-10.00			36	BAJAJ-AUTO	6394.35	6246.35	148.00
11	MUTHOOTFIN	1,475.30	1,453.70	21.60			37	ADANI PORTS	1028.00	1018.95	9.05
12	KOTAKBANK	1,858.15	1,852.70	5.45			38	CIPLA	1240.00	1221.85	18.15
13	CHOLAFIN	1,249.95	1,228.05	21.90			39	TATA CONSUM	991.60	979.30	12.30
14	HDFCBANK	1,670.00	1,686.70	-16.70			40	SBILIFE	1398.45	1403.75	-5.30
15	RECLTD	406.85	412.20	-5.35			41	BPCL	446.60	449.55	-2.95
16	HDFCLIFE	640.45	644.20	-3.75			42	UPL	581.90	577.40	4.50
17	ICICIPRULI	517.75	518.95	-1.20			43	BRITANNIA	5146.05	5059.60	86.45
18	SHRIRAMFIN	2,055.50	2,016.85	38.65			44	ONGC	203.95	202.65	1.30
19	PFC	387.60	388.85	-1.25			45	EICHERMOT	4008.00	3957.95	50.05
20	HDFCAMC	3,216.05	3,148.60	67.45			46	HEROMOTOCO	3938.45	3850.15	88.30
							47	ADANI ENT	2801.90	2799.75	2.15
							48	COALINDIA	362.50	355.50	7.00
							49	APOLLOHOSP	5539.60	5475.85	63.75
							50	LTIM	6228.05	6111.05	117.00

Sectors	Per % Change	Ranking			1 - Metal		2 - IT		3 - Pharma		4 - Automobile	
Metal	32.03%	1	Rank	Stock Name	LTP	Stock Name	LTP	Stock Name	LTP	Stock Name	LTP	
IT	25.77%	2	1	NATIONALUM	115.1 (4.7)	WIPRO	461.8 (27.8)	LAURUSLABS	414.5 (17.35)	BAJAJ-AUTO	6394.35 (148)	
Pharma	21.29%	3	2	HINDCOPPER	225.75 (7.85)	PERSISTENT	7418.75 (256.15)	GLAND	1864.1 (55.6)	HEROMOTOCO	3938.45 (88.3)	
Automobile	18.60%	4	3	JINDALSTEL	729.2 (23.15)	MPHASIS	2725 (80.65)	GLENMARK	838.65 (15.05)	TATAMOTORS	724.45 (15.6)	
Oil & Gas	18.57%	5	4	SAIL	112.5 (3.5)	HCLTECH	1463.1 (41.05)	NATCOPHARM	791.95 (13.8)	MARUTI	10202.35 (189.5)	
Realty	16.76%	6	5	WELCORP	529.5 (14.3)	COFORGE	6281.4 (153.5)	DIVISLAB	3694 (61.3)	ASHOKLEY	172 (2.65)	
Consumer Durables	11.33%	7	6	HINDALCO	568.5 (12.25)	LTIM	6228.05 (117)	CIPLA	1240 (18.15)	MRF	119303 (1727.8)	
Media	5.53%	8	7	RATNAMANI	3422.55 (72.6)	TECHM	1272.5 (22.4)	GLAXO	1757.8 (24.2)	BHARATFORG	1201 (17.05)	
FMCG	3.36%	9	8	MOIL	306.6 (6.05)	INFY	1560.6 (24.6)	DRREDDY	5631.7 (77.2)	TVSMOTOR	1972.1 (26.4)	
Banking	-7.74%	10	9	TATASTEEL	133.45 (2.45)	LTTS	5201.15 (62.6)	ZYDUSLIFE	679.9 (8.45)	EICHERMOT	4008 (50.05)	
Company Name	Sector	Symbol	O=H (Bearish)	O=L (Bullish)	LTP	Change	Per % Change	Prev Cl	Open	High	Low	
AU Small Finance Bank Ltd.	Banking	AUBANK			765.45	-5.85	-0.76%	771.3	774	785.8	762.85	
Axis Bank Ltd.	Banking	AXISBANK			1087	-8.4	-0.77%	1095.4	1095.4	1106.3	1085.8	
Bandhan Bank Ltd.	Banking	BANDHANBNK			234.5	-3.75	-1.57%	238.25	238.5	242.3	234.15	
Bank of Baroda	Banking	BANKBARODA			223.5	-1.35	-0.60%	224.85	225	226.75	221.4	
Federal Bank Ltd.	Banking	FEDERALBNK			153.7	-0.25	-0.16%	153.95	154.8	156.5	153.55	
HDFC Bank Ltd.	Banking	HDFCBANK			1670	-16.7	-0.99%	1686.7	1683.6	1685.9	1667.35	
ICICI Bank Ltd.	Banking	ICICIBANK			994.4	-10	-1.00%	1004.4	1002.95	1009.55	991.6	
IDFC First Bank Ltd.	Banking	IDFCFIRSTB			88.4	0.05	0.06%	88.35	88.6	89.45	88	
IndusInd Bank Ltd.	Banking	INDUSINDBK			1562	-8	-0.51%	1570	1574.3	1591.1	1558.55	
Kotak Mahindra Bank Ltd.	Banking	KOTAKBANK			1858.15	5.45	0.29%	1852.7	1854.7	1879.65	1851	
Punjab National Bank	Banking	PNB	O=H		89.25	-0.6	-0.67%	89.85	90.45	90.45	88.3	
State Bank of India	Banking	SBIN			636.9	-6.85	-1.06%	643.75	644.75	649.4	635.15	
Ashok Leyland Ltd.	Automobile	ASHOKLEY			172	2.65	1.56%	169.35	172	172.8	170.75	
Bajaj Auto Ltd.	Automobile	BAJAJ-AUTO			6394.35	148	2.37%	6246.35	6288	6395	6264.25	
Balkrishna Industries Ltd.	Automobile	BALKRISIND			2505.95	26.35	1.06%	2479.6	2496	2513.35	2461.4	
Bharat Forge Ltd.	Automobile	BHARATFORG			1201	17.05	1.44%	1183.95	1188	1203.9	1183.15	
Bosch Ltd.	Automobile	BOSCHLTD			21588	-36.25	-0.17%	21624.25	21695	21895.95	21506.85	
Eicher Motors Ltd.	Automobile	EICHERMOT			4008	50.05	1.26%	3957.95	3983	4016.95	3948.2	
Hero MotoCorp Ltd.	Automobile	HEROMOTOCO			3938.45	88.3	2.29%	3850.15	3870	3944	3850.15	
MRF Ltd.	Automobile	MRF			119303	1727.8	1.47%	117575.2	119660	120699.95	117900.05	
Mahindra & Mahindra Ltd.	Automobile	M&M			1634.35	0.5	0.03%	1633.85	1630	1652	1622.75	
Maruti Suzuki India Ltd.	Automobile	MARUTI			10202.35	189.5	1.89%	10012.85	10050	10318.3	10030	
Samvardhana Motherson International Ltd.	Automobile	MOTHERSON			94.7	0.75	0.80%	93.95	95.1	95.2	93.8	
Sona BLW Precision Forgings Ltd.	Automobile	SONACOMS			574.35	2.95	0.52%	571.4	575	580.9	571.65	
TVS Motor Company Ltd.	Automobile	TVSMOTOR			1972.1	26.4	1.36%	1945.7	1950	1988.8	1934.4	
Tata Motors Ltd.	Automobile	TATAMOTORS			724.45	15.6	2.20%	708.85	716.8	731	712	
Tube Investments of India Ltd.	Automobile	TIINDIA			3584	18.05	0.51%	3565.95	3564.15	3610	3530.2	
Britannia Industries Ltd.	FMCG	BRITANNIA			5146.05	86.45	1.71%	5059.6	5075	5183.7	5050.05	
Colgate Palmolive (India) Ltd.	FMCG	COLPAL			2403.65	9	0.38%	2394.65	2394.65	2414.55	2378.45	
Dabur India Ltd.	FMCG	DABUR			528.4	-1.85	-0.35%	530.25	531.95	532.65	526.5	
Emami Ltd.	FMCG	EMAMILTD			494.75	0.85	0.17%	493.9	496	500.95	492.35	
Godrej Consumer Products Ltd.	FMCG	GODREJCP			1073.25	0.35	0.03%	1072.9	1076.15	1078.25	1065.05	
Hindustan Unilever Ltd.	FMCG	HINDUNILVR			2576.9	23.7	0.93%	2553.2	2559.2	2579.75	2546.8	
ITC Ltd.	FMCG	ITC			455.4	3.95	0.87%	451.45	453	455.9	450.55	

Marico Ltd.	FMCG	MARICO			523.05	-3.85	-0.73%	526.9	526.9	529.85	520.85
Nestle India Ltd.	FMCG	NESTLEIND			25375.15	259.3	1.03%	25115.85	25240	25378	25100
Procter & Gamble Hygiene & Health Care Ltd	FMCG	PGHH		O=L	16998.75	118.4	0.70%	16880.35	16929.85	17132.7	16929.85
Radico Khaitan Ltd	FMCG	RADICO			1602.4	21.2	1.34%	1581.2	1595.6	1618.95	1578.05
Tata Consumer Products Ltd.	FMCG	TATACONSUM			991.6	12.3	1.26%	979.3	986	998.3	979.65
United Breweries Ltd.	FMCG	UBL			1678.9	-24.1	-1.42%	1703	1708.95	1726	1678.05
United Spirits Ltd.	FMCG	MCDOWELL-N		O=L	1073.3	14.1	1.33%	1059.2	1061	1084.5	1061
Varun Beverages Ltd.	FMCG	VBL		O=H	1241	-50.3	-3.90%	1291.3	1291.3	1291.3	1225.55
Coforge Ltd.	IT	COFORGE			6281.4	153.5	2.50%	6127.9	6130.05	6323.65	6110.05
HCL Technologies Ltd.	IT	HCLTECH			1463.1	41.05	2.89%	1422.05	1431	1467.35	1423
Infosys Ltd.	IT	INFY			1560.6	24.6	1.60%	1536	1534.95	1566	1523
L&T Technology Services Ltd.	IT	LTTS			5201.15	62.6	1.22%	5138.55	5178	5246.95	5123.85
LTIMindtree Ltd.	IT	LTIM			6228.05	117	1.91%	6111.05	6186.95	6240	6108
Mphasis Ltd.	IT	MPHASIS			2725	80.65	3.05%	2644.35	2660	2764.2	2636
Persistent Systems Ltd.	IT	PERSISTENT			7418.75	256.15	3.58%	7162.6	7200.05	7490.95	7155
Tata Consultancy Services Ltd.	IT	TCS			3818.75	31.25	0.83%	3787.5	3800	3845.95	3762
Tech Mahindra Ltd.	IT	TECHM			1272.5	22.4	1.79%	1250.1	1260	1280.9	1242.5
Wipro Ltd.	IT	WIPRO			461.8	27.8	6.41%	434	435.3	466.3	434
Dish TV India Ltd.	Media	DISHTV			19.7	0.05	0.25%	19.65	19.8	20.1	19.2
Hathway Cable & Datacom Ltd.	Media	HATHWAY			22	0.35	1.62%	21.65	21.85	22.3	21.5
Inox Leisure Ltd.	Media	INOXLEISUR		O=H	0	0	0.00%	0	0	0	0
Navneet Education Ltd.	Media	NAVNETEDUL			142.05	-2.9	-2.00%	144.95	145.3	147.45	141.8
Nazara Technologies Ltd.	Media	NAZARA			877.45	0.05	0.01%	877.4	882.8	887.95	870
Network18 Media & Investments Ltd.	Media	NETWORK18			86.15	0.25	0.29%	85.9	86.15	87.3	84.8
PVR Ltd.	Media	PVR		O=H	0	0	0.00%	0	0	0	0
Sun TV Network Ltd.	Media	SUNTV			723	29.15	4.20%	693.85	697	729	691.15
TV18 Broadcast Ltd.	Media	TV18BRDCST			50.95	-0.4	-0.78%	51.35	51.75	52	50.5
Zee Entertainment Enterprises Ltd.	Media	ZEEL			267.3	5.1	1.95%	262.2	266.2	272.65	263.75
APL Apollo Tubes Ltd.	Metal	APLAPOLLO			1587.2	1.5	0.09%	1585.7	1588	1602.6	1575.05
Adani Enterprises Ltd.	Metal	ADANIEN			2801.9	2.15	0.08%	2799.75	2815.95	2847.6	2791.4
Hindalco Industries Ltd.	Metal	HINDALCO			568.5	12.25	2.20%	556.25	559.4	572	559
Hindustan Copper Ltd.	Metal	HINDCOPPER			225.75	7.85	3.60%	217.9	218	232	217.85
Hindustan Zinc Ltd.	Metal	HINDZINC		O=L	310.85	4.35	1.42%	306.5	305.05	312	305.05
JSW Steel Ltd.	Metal	JSWSTEEL			856.4	14.5	1.72%	841.9	845	857.55	843.1
Jindal Stainless Ltd.	Metal	JSL			549	10	1.86%	539	546.85	552.8	539.15
Jindal Steel & Power Ltd.	Metal	JINDALSTEL			729.2	23.15	3.28%	706.05	710.15	730.5	707.2
MOIL Ltd.	Metal	MOIL			306.6	6.05	2.01%	300.55	310	314.4	302.9
National Aluminium Co. Ltd.	Metal	NATIONALUM		O=L	115.1	4.7	4.26%	110.4	112.45	117.8	112.45
Ratnamani Metals & Tubes Ltd.	Metal	RATNAMANI			3422.55	72.6	2.17%	3349.95	3365	3443.9	3354.3
Steel Authority of India Ltd.	Metal	SAIL			112.5	3.5	3.21%	109	110.5	113.5	109.5
Tata Steel Ltd.	Metal	TATASTEEL			133.45	2.45	1.87%	131	132.4	134.75	131.75
Vedanta Ltd.	Metal	VEDL			259.75	3.8	1.48%	255.95	259.5	261.35	257.7
Welspun Corp Ltd.	Metal	WELCORP			529.5	14.3	2.78%	515.2	519.05	532.5	513.5
Abbott India Ltd.	Pharma	ABBOTINDIA			22560.9	206.15	0.92%	22354.75	22367.3	22661	22324.6
Alkem Laboratories Ltd.	Pharma	ALKEM			4913.15	3.25	0.07%	4909.9	4920.6	4955	4858.65
Aurobindo Pharma Ltd.	Pharma	AUROPHARMA		O=H	1064.95	-27.2	-2.49%	1092.15	1099.9	1099.9	1064.05
Biocon Ltd.	Pharma	BIOCON			246.5	0.8	0.33%	245.7	246.45	249.2	244.8

Cipla Ltd.	Pharma	CIPLA		1240	18.15	1.49%	1221.85	1230.05	1242.5	1221.65
Divi's Laboratories Ltd.	Pharma	DIVISLAB		3694	61.3	1.69%	3632.7	3650	3762.9	3643.95
Dr. Reddy's Laboratories Ltd.	Pharma	DRREDDY		5631.7	77.2	1.39%	5554.5	5578	5656	5560
Gland Pharma Ltd.	Pharma	GLAND		1864.1	55.6	3.07%	1808.5	1820	1948	1819.95
Glaxosmithkline Pharmaceuticals Ltd.	Pharma	GLAXO		1757.8	24.2	1.40%	1733.6	1733.6	1760	1715
Glenmark Pharmaceuticals Ltd.	Pharma	GLENMARK		838.65	15.05	1.83%	823.6	823.6	850	822.2
Granules India Ltd.	Pharma	GRANULES		386.5	3.2	0.83%	383.3	387	394	382.8
Ipca Laboratories Ltd.	Pharma	IPCALAB		1063.55	-0.8	-0.08%	1064.35	1069	1085.95	1058.45
Laurus Labs Ltd.	Pharma	LAURUSLABS	O=L	414.5	17.35	4.37%	397.15	397.15	422	397.15
Lupin Ltd.	Pharma	LUPIN		1265	8.2	0.65%	1256.8	1260.55	1285	1252.55
NATCO Pharma Ltd.	Pharma	NATCOPHARM		791.95	13.8	1.77%	778.15	786.9	813	783.05
Pfizer Ltd.	Pharma	PFIZER		4221.4	0.7	0.02%	4220.7	4263	4265.2	4182.2
Sanofi India Ltd.	Pharma	SANOFI		8011.75	67.95	0.86%	7943.8	7954	8071.95	7953.1
Sun Pharmaceutical Industries Ltd.	Pharma	SUNPHARMA		1242.65	9.15	0.74%	1233.5	1240	1251	1236.05
Torrent Pharmaceuticals Ltd.	Pharma	TORNTPHARM		2221	25.8	1.18%	2195.2	2197	2235.6	2189.35
Zydus Lifesciences Ltd.	Pharma	ZYDUSLIFE		679.9	8.45	1.26%	671.45	675	689.4	673.05
Brigade Enterprises Ltd.	Realty	BRIGADE		868.95	1.95	0.22%	867	880	887.9	862.1
DLF Ltd.	Realty	DLF		714.55	21.65	3.12%	692.9	696	718.7	694.45
Godrej Properties Ltd.	Realty	GODREJPROP		1965.7	8	0.41%	1957.7	1962	1985	1937.55
Indiabulls Real Estate Ltd.	Realty	IBREALEST		89.4	-0.1	-0.11%	89.5	89.95	90.95	87.6
Macrotech Developers Ltd.	Realty	LODHA		938.4	15.05	1.63%	923.35	927.95	950.95	921.55
Oberoi Realty Ltd.	Realty	OBEROIRLTY		1406.15	13.15	0.94%	1393	1395.1	1411.95	1380.55
Phoenix Mills Ltd.	Realty	PHOENIXLTD		2298.55	104.35	4.76%	2194.2	2204.05	2334.9	2203.8
Prestige Estates Projects Ltd.	Realty	PRESTIGE	O=L	1109	44.85	4.21%	1064.15	1074.8	1122.2	1074.8
Sobha Ltd.	Realty	SOBHA		1022.2	35.05	3.55%	987.15	995	1047.5	987.55
Sunteck Realty Ltd.	Realty	SUNTECK		429.5	-8.7	-1.99%	438.2	438.85	448.7	427
Amber Enterprises India Ltd.	Consumer Durat	AMBER	O=H	3045.3	-25.45	-0.83%	3070.75	3099.9	3099.9	3039
Bata India Ltd.	Consumer Durat	BATAINDIA		1621.55	1.5	0.09%	1620.05	1630	1637.9	1609.05
Blue Star Ltd.	Consumer Durat	BLUESTARCO		949.5	20.65	2.22%	928.85	935	954.6	926.85
Crompton Greaves Consumer Electricals Ltd.	Consumer Durat	CROMPTON		301.3	1.3	0.43%	300	303.45	304.8	298.5
Dixon Technologies (India) Ltd.	Consumer Durat	DIXON		6480	-41.65	-0.64%	6521.65	6553.9	6584	6384
Havells India Ltd.	Consumer Durat	HAVELLS		1350.95	9.85	0.73%	1341.1	1345	1355.95	1338.1
Kajaria Ceramics Ltd.	Consumer Durat	KAJARIACER	O=L	1393.25	26.05	1.91%	1367.2	1359.1	1398.7	1359.1
Orient Electric Ltd.	Consumer Durat	ORIENTELEC		231	3.05	1.34%	227.95	229.9	234.95	229
Rajesh Exports Ltd.	Consumer Durat	RAJESHXPO		358.85	11.05	3.18%	347.8	352.8	362.6	351.05
Relaxo Footwears Ltd.	Consumer Durat	RELAXO		897.85	0	0.00%	897.85	897.9	906.7	894.4
TTK Prestige Ltd.	Consumer Durat	TTKPRESTIG		739.1	-8.3	-1.11%	747.4	747.5	751.4	738
Titan Company Ltd.	Consumer Durat	TITAN		3630.45	50.45	1.41%	3580	3580	3638.45	3560.55
V-Guard Industries Ltd.	Consumer Durat	VGUARD		292.35	5.2	1.81%	287.15	295	304.3	291.25
Voltas Ltd.	Consumer Durat	VOLTAS		945.15	2.5	0.27%	942.65	950	954.45	943
Whirlpool of India Ltd.	Consumer Durat	WHIRLPOOL		1363	7	0.52%	1356	1360	1372	1353.5
Adani Total Gas Ltd.	Oil & Gas	ATGL		996.85	11.85	1.20%	985	1004	1018.9	985
Aegis Logistics Ltd.	Oil & Gas	AEGISCHEM		364	-0.5	-0.14%	364.5	365.85	370	362
Bharat Petroleum Corporation Ltd.	Oil & Gas	BPCL		446.6	-2.95	-0.66%	449.55	449.7	453.35	445.05
Castrol India Ltd.	Oil & Gas	CASTROLIND		162.15	10.45	6.89%	151.7	152.9	167.15	152.05
GAIL (India) Ltd.	Oil & Gas	GAIL		151.25	10.55	7.50%	140.7	142	153.15	141.1
Gujarat Gas Ltd.	Oil & Gas	GUJGASLTD		447	3.45	0.78%	443.55	447.4	449.5	443.65

Gujarat State Petronet Ltd.	Oil & Gas	GSPL				294.5	4.65	1.60%	289.85	292.1	295.1	290
Hindustan Petroleum Corporation Ltd.	Oil & Gas	HINDPETRO	O=H			369.5	-6.2	-1.65%	375.7	375.6	375.6	364
Indian Oil Corporation Ltd.	Oil & Gas	IOC				123.8	-0.35	-0.28%	124.15	124.25	125	122.1
Indraprastha Gas Ltd.	Oil & Gas	IGL				408	5.45	1.35%	402.55	404.95	409.3	402.6
Mahanagar Gas Ltd.	Oil & Gas	MGL	O=H			1193.95	5.25	0.44%	1188.7	1203	1203	1184.4
Oil & Natural Gas Corporation Ltd.	Oil & Gas	ONGC				203.95	1.3	0.64%	202.65	204	204.5	201.8
Oil India Ltd.	Oil & Gas	OIL				373.65	-2.7	-0.72%	376.35	383.5	383.9	365.1
Petronet LNG Ltd.	Oil & Gas	PETRONET				214.5	3.05	1.44%	211.45	213.4	215.3	212.5
Reliance Industries Ltd.	Oil & Gas	RELIANCE				2566.75	4.2	0.16%	2562.55	2559.6	2580.9	2547.65

Top 15 Bearish Stocks | Sell !!! Sell !! Sell!!

Symbol	Sector	O=H	Per %	LTP	OPEN	HIGH	LOW	for STBT sell after 3 pm					
VBL	FMCG	O=H	-4.00%	1239.7 (-51.6)	1291.3	1291.3	1225.55						
IIFL	Financial Services		-3.55%	574 (-21.15)	581.05	604.25	552.25						
GAEL	FMCG		-3.52%	367.25 (-13.4)	381.8	382.95	364.3						
HGINFRA	Construction		-3.13%	818.95 (-26.45)	847.5	850	816						
MEDPLUS	Consumer Services		-2.81%	725.45 (-20.95)	746.4	749.05	717.3						
GREENPLY	Consumer Durables		-2.58%	229.9 (-6.1)	236	236.5	228.65						
LAOPALA	Consumer Durables		-2.50%	389.7 (-10)	400	403.45	389.1						
AUROPHARMA (F&O)	Healthcare	O=H	-2.49%	1064.95 (-27.2)	1099.9	1099.9	1064.05						
TRIVENI	FMCG	O=H	-2.42%	330.85 (-8.2)	342.9	342.9	329						
KIRIINDUS	Chemicals		-2.36%	401 (-9.7)	412	420	400						
PVRINOX (F&O)	Media Ent & Put	O=H	-2.25%	1700 (-39.15)	1764	1764	1694.55						
DALBHARAT (F&O)	Construction Materials		-2.06%	2193.6 (-46.2)	2236.05	2245.8	2188						
AARTIDRUGS	Healthcare	O=H	-2.00%	499.8 (-10.2)	512.7	512.7	495.95						
GRASIM (F&O)	Construction Materials		-2.00%	2043.95 (-41.65)	2089	2096.6	2036						
SUNTECK	Realty		-1.99%	429.5 (-8.7)	438.85	448.7	427						

Top 15 Bullish Stocks | Buy !!! Buy !!! Buy !!!

Symbol	Sector	O=L	Per %	LTP	OPEN	HIGH	LOW	for BTST buy after 3 pm					
BALMLAWRIE	Diversified	O=L	19.98%	224.9 (37.45)	189.05	224.9	189.05						
JBCHEPHARM	Healthcare		9.19%	1623.7 (136.7)	1494	1631	1492						
CAPLIPOINT	Healthcare		8.46%	1411 (110.1)	1309	1421.2	1302.1						
SUPRIYA	Healthcare		7.56%	297.5 (20.9)	279.35	303	275.65						
RUSTOMJEE	Realty		6.78%	611.25 (38.8)	575.05	618.85	574.3						
WIPRO (F&O)	Information Technology		6.41%	461.8 (27.8)	435.3	466.3	434						
NLCINDIA	Power		6.32%	223.8 (13.3)	211.4	227.5	211.35						
AMIORG	Healthcare		6.31%	1212 (71.9)	1182	1234.85	1167.35						
SUVENPHAR	Healthcare		6.16%	717.45 (41.65)	679	719.15	674.85						
SHYAMMETL	Metals & Mining		6.14%	607 (35.1)	590	612	577						
ARVIND	Textiles		6.05%	259.4 (14.8)	246.7	260.6	246.5						
SURYAROSNI	Capital Goods		5.41%	610 (31.3)	584.45	611	579.55						
EMIL	Consumer Servi	O=L	5.39%	206.25 (10.55)	196	208.3	196						
WELENT	Construction		5.32%	330.8 (16.7)	317	331	313.1						
STAR	Healthcare	O=L	5.27%	634.6 (31.75)	603	639	603						

www.oideer.com

Tool Subscription Link:

<https://www.oideer.com/subscription-plan/>

1 Day Expiry Spacial Tool Link free to all (Activated only on Expiry Day):

<https://www.oideer.com/oidata-sheet/>

Daily Oi Report (PDF):

<https://www.oideer.com/pdf/>

Learning Videos:

<https://www.oideer.com/training-videos/>

FII-DII Data (Participant wise data):

<https://www.oideer.com/fii-dii-data/>