

19-Dec-2023   Participant Wise OI		20-Dec-2023   Participant Wise OI	
Contracts		Contracts	Change
FII Net Index Future OI	65408	FII Net Index Future OI	85449 20041
DII Net Index Future OI	24086	DII Net Index Future OI	29268 5182
Pro Net Index Future OI	-27419	Pro Net Index Future OI	-31922 -4503
Retail Net Index Future OI	-62075	Retail Net Index Future OI	-82795 -20720

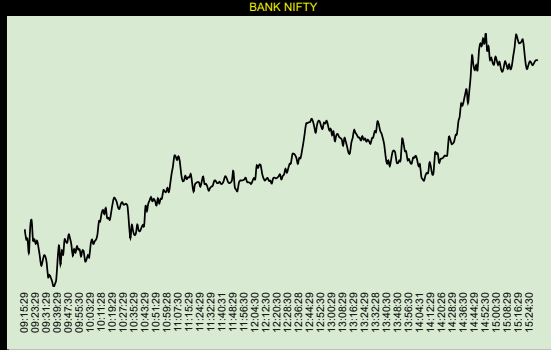
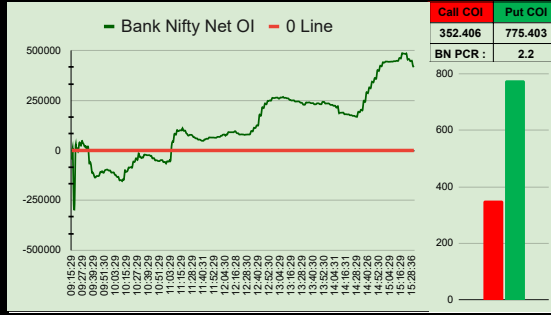
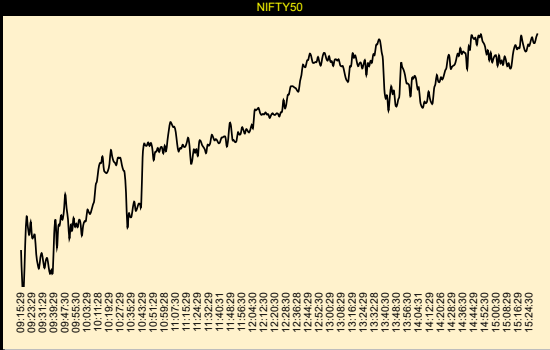
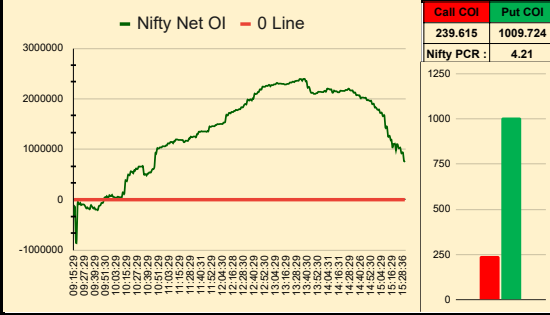


NIFTY50		India VIX   13.76	BANK NIFTY	
<b>Current Expiry</b>	<b>2023-12-21</b>		<b>Current Expiry</b>	<b>2023-12-28</b>
Nifty50 Prev. CI	21,150.15		BN Prev. CI	47,445.30
Nifty50 Open	21,033.95	-116.20	BN Open	47,172.45
Nifty50 High	21,288.35		BN High	47,932.40
Nifty50 Low	20,976.80		BN Low	46,919.70
Nifty50 Spot LTP	21,255.05	221.10	BN Spot LTP	47,840.15
Nifty50 VWAP Diff	138.58	Bullish	BN VWAP Diff	486.72
				Bullish
Nifty Expected Day High	21,185.40	-102.95	BN Expected Day High	47,512.10
Nifty Expected Day Low	20,882.50	94.30	BN Expected Day Low	46,532.80
Max Call OI (Resistance)	21500	354,884	Max Call OI (Resistance)	48000
Max Put OI (Support)	21250	365,219	Max Put OI (Support)	47000
Nifty50 SRR is	Bullish	1.03	Bank Nifty SRR is	Bearish
SRR Says 21250 Strike is Strong Support			SRR Says 48000 Strike is Strong Resistance	0.97

CALL COI	PCR	PUT COI	CALL COI	PCR	PUT COI
239615	4.21	1009724	352406	2.2	775403
0		0	-285	Short C	0
<b>Price Action</b>	<b>NET OI</b>	<b>VWAP Diff</b>	<b>Price Action</b>	<b>NET OI</b>	<b>VWAP Diff</b>
Bullish	Bullish	132.06	Bearish	Bullish	492.8


Global Markets					
US	US	Canada	LONDON	JAPAN	CHINA
Dow Jones	Nasdaq	S&P/TSX	FTSE 100	Nikkei 225	Hang Seng
37,082.00	14,777.94	20,600.81	7,688.50	33,140.47	16,621.00
-475.92(-1.27%)	-225.28(-1.5%)	-238.82(-1.15%)	-27.18(-0.35%)	-545.94(-1.62%)	0%


21-Dec-2023 15:34:09   OIDeer.com					
Strike	Open Interest	Strike	Open Interest	Strike	Open Interest
Call Writer (OTM)	21400	174923	Call Writer (OTM)	48100	37264
Call Writer (OTM)	21350	114657	Call Writer (OTM)	48000	185671
Call Writer (OTM)	21300	275531	Call Writer (OTM)	47900	44901
Call Writer (ATM)	21250	331570	Call Writer (ATM)	47800	56607
<b>Call Writer (ATM)</b>	<b>21,255.05</b>	<b>896681</b>	<b>Call Writer (ATM)</b>	<b>47,840.15</b>	<b>324443</b>
Put Writer (ATM)	21250	365219	Put Writer (ATM)	47800	59866
Put Writer (OTM)	21200	254123	Put Writer (OTM)	47700	54408
Put Writer (OTM)	21150	142887	Put Writer (OTM)	47600	57107
Put Writer (OTM)	21100	179485	Put Writer (OTM)	47500	128668
<b>Total</b>	<b>941714</b>		<b>Total</b>	<b>300049</b>	





Top 15 Bearish Stocks   Sell !!! Sell !!! Sell !!!						for STBT sell after 3 pm				
Symbol	Sector	O=H	LTP	OPEN	HIGH	LOW				
PRESTIGE	Realty	O=H	1060.7 (-47.7)	1065.4	1095	1041.05				
VIJAYA	Healthcare	O=H	648.05 (-26.5)	672.15	672.15	643				
INDIANS	Financial Services		414 (-15.75)	391	418.2	391				
IFIL	Financial Services		599 (-20.25)	583.3	604.2	575.25				
RAJESHPPO	Consumer Durable		347.55 (-8.05)	358.95	361.1	347.1				
STARHEALTH	Financial Services		512.55 (-10.45)	522	528.45	510				
FUSION	Financial Services		566 (-10.4)	565	581.6	560				
KPIL	Construction		630 (-11.5)	635	647.95	626.95				
VRLLOG	Services		732.5 (-13.25)	745.75	753.95	715.4				
DCMSHRIRAM	Diversified		1062.2 (-19.05)	1049.95	1091.2	1038.1				
KEC	Capital Goods		596.8 (-9.55)	600	605.9	593				
CREDITACC	Financial Services		1630 (-25.7)	1655.95	1664	1597				
TECHNOE	Construction		718 (-11)	719.25	751	699				
SBCL	Capital Goods		527.8 (-7.55)	535.05	535.35	520				
PNBHOUSING	Financial Services		771.05 (-10.95)	775	789.7	766.35				


Top 15 Bullish Stocks   Buy !!! Buy !!! Buy !!!						for BTST buy after 3 pm				
#	Symbol	Sector	O=L	LTP	OPEN	HIGH	LOW			
1	TARSONS	Healthcare	O=L	555.3 (68)	493.45	574.4	493			
2	INDCOPPER	Metals & Mining		217.2 (20.6)	195.85	220.3	193.25			
3	SHYAMMETL	Metals & Mining		573.2 (52.1)	515	573.2	507.25			
4	ZENSARTECH	Information Technol		627 (53.3)	564	630	556			
5	INOXWIND	Capital Goods		461 (38.85)	420	464	407.45			
6	BELM	Capital Goods		2733.6 (222.45)	2511	2749	2486.4			
7	HBLPOWER	Automobile		442.7 (32.7)	408	455.95	396.55			
8	MSTCLTD	Services		547 (39.6)	507	557.75	501			
9	HERITFOOD	FMCG		266.75 (18.45)	249.6	270	245.75			
10	THYROCARE	Healthcare		659.55 (45.55)	608	675	605.15			
11	ETROPOLIS (F&E)	Healthcare		1709 (115)	1597	1727	1596.75			
12	GAEL	FMCG		380.05 (24.9)	346.55	384	341			
13	CYIENT	Information Technol		2350 (148.45)	2157.5	2355	2122.25			
14	CHEMPLASTS	Chemicals		512.25 (32.3)	478.7	512.4	476.25			
15	GUFICBIO	Healthcare		325.5 (20.4)	299.95	330.5	298.8			


Nifty ATM		Current Expiry	Exp High : 21,185.40	-102.95	Breakout	Resistanc	21500	BN ATM	Thursday		Exp High : 47,512.10	-420.30	Breakout	Resistanc	48000		
21250		2023-12-21	Exp Low : 20,882.50	94.30	Not Break	Support	21250	47800			Exp Low : 46,832.80	86.90	Not Break	Support	47000		
Time	NET Oi	+▲-▼	Net Oi Signal	Price Action Signal	VWAP Diff	Strike	Nifty PCR	Nifty LTP	Time	NET Oi	+▲-▼	Net Oi Signal	Price Action Signal	VWAP Diff	Strike	BN PCR	BN LTP
09:15:29	-310313	0	Bearish	Wait	-264.22		0.09	21,033.95	09:15:29	-45635	0	Bearish	Wait	-501.06		0.78	47,172.45
09:16:29	-152405	157908	Bearish	Wait	-10.07		0.18	20,993.55	09:16:29	2490	48125	Bullish	Wait	41.25		1.01	47,135.00
09:17:28	-789573	-637168	Bearish	Wait	6.15		0.06	20,993.55	09:17:28	-267299	-269789	Bearish	Wait	6.30		0.37	47,135.00
09:18:29	-789573	0	Bearish	Wait	9.10		0.06	21,039.70	09:18:29	-267194	105	Bearish	Wait	69.07	Buy 46800 CE	0.37	47,082.50
09:19:32	-96314	693259	Bearish	Wait	24.56	Buy 20900 CE	0.73	21,070.40	09:19:32	11934	279128	Bullish	Wait	78.38		1.05	47,182.65
09:20:29	-90499	5815	Bearish	Wait	56.40		0.77	21,058.50	09:20:29	9619	-2315	Bullish	Wait	160.68		1.03	47,206.30
09:21:30	-90499	0	Bearish	Wait	16.81		0.77	21,050.80	09:21:30	9619	0	Bullish	Wait	22.01		1.03	47,131.55
09:22:29	-63367	27132	Bearish	Wait	35.54		0.84	21,064.65	09:22:29	-4550	-14169	Bearish	Wait	79.63		0.99	47,134.20
09:23:29	-107425	-44058	Bearish	Wait	22.03		0.78	21,047.80	09:23:29	36878	41428	Bullish	Wait	29.64		1.09	47,117.05
09:24:28	-93949	13476	Bearish	Wait	12.18		0.81	21,048.45	09:24:28	36122	-756	Bullish	Wait	54.65		1.09	47,128.90
09:25:29	-93949	0	Bearish	Wait	9.26		0.81	21,049.95	09:25:29	24232	-11890	Bullish	Wait	33.11		1.06	47,102.60
09:26:30	-94988	-1039	Bearish	Wait	1.98		0.84	21,029.35	09:26:30	47788	23556	Bullish	Wait	8.74		1.11	47,068.95
09:27:29	-111943	-16955	Bearish	Wait	-10.05	Buy 21200 PE	0.82	21,018.90	09:27:29	38271	-9517	Bullish	Wait	-22.55	Buy 47300 PE	1.09	47,034.10
09:28:28	-143106	-31163	Bearish	Bearish	-14.36		0.78	21,013.90	09:28:28	30819	-7452	Bullish	Bearish	-15.82		1.07	47,050.60
09:29:28	-173331	-30225	Bearish	Bullish	-5.18		0.75	21,025.60	09:29:28	19283	-11536	Bullish	Bearish	4.16		1.04	47,072.55
09:30:29	-151918	21413	Bearish	Bullish	-0.23		0.78	21,030.40	09:30:29	22431	3148	Bullish	Bearish	-1.04		1.05	47,068.25
09:31:29	-176167	-24249	Bearish	Bearish	-4.73		0.77	21,021.75	09:31:29	9199	-13232	Bullish	Bearish	-36.45		1.02	47,043.15
09:32:29	-176167	0	Bearish	Bearish	-13.12		0.77	21,014.25	09:32:29	18829	9630	Bullish	Bearish	-81.62		1.04	46,991.10
09:33:26	-184802	-8635	Bearish	Bearish	-15.00		0.77	21,022.90	09:33:26	12103	-6726	Bullish	Bearish	-78.95		1.02	46,998.15
09:34:30	-110715	74087	Bearish	Bearish	-5.91		0.84	21,024.75	09:34:30	-62220	-74323	Bearish	Bearish	-79.77		0.87	46,987.65
09:35:31	-126276	-15561	Bearish	Bearish	-10.93		0.83	21,015.15	09:35:31	-57897	4323	Bearish	Bearish	-94.74		0.87	46,972.75
09:36:30	-154354	-28078	Bearish	Bearish	-21.11		0.8	21,007.95	09:36:30	-73536	-15639	Bearish	Bearish	-149.35		0.85	46,952.95
09:37:29	-175290	-20936	Bearish	Bearish	-17.94		0.78	21,012.10	09:37:29	-110797	-37261	Bearish	Bearish	-75.63		0.78	46,964.05
09:38:26	-154122	21168	Bearish	Bearish	-16.76		0.81	21,010.35	09:38:26	-110797	0	Bearish	Bearish	-82.21		0.78	46,984.00
09:39:29	-194272	-40150	Bearish	Bullish	-9.60		0.77	21,052.00	09:39:29	-121904	-11107	Bearish	Bearish	-44.03		0.76	47,061.20
09:40:29	-193745	527	Bearish	Bullish	39.68	Buy 20900 CE	0.78	21,066.55	09:40:29	-134621	-12717	Bearish	Bullish	62.15	Buy 46800 CE	0.75	47,110.55
09:41:29	-197426	-3681	Bearish	Bullish	9.49		0.77	21,036.85	09:41:29	-134621	0	Bearish	Bearish	-6.59		0.75	47,038.05
09:42:27	-202438	-5012	Bearish	Bullish	26.87		0.77	21,059.90	09:42:27	-128362	6259	Bearish	Bullish	19.95		0.76	47,091.80
09:43:31	-131001	71437	Bearish	Bullish	30.35		0.84	21,061.35	09:43:31	-127987	375	Bearish	Bullish	29.08		0.77	47,075.90
09:44:29	-118423	12578	Bearish	Bullish	32.85		0.86	21,071.90	09:44:29	-128523	-536	Bearish	Bullish	62.44		0.76	47,132.60
09:45:28	-107757	10666	Bearish	Bullish	36.29		0.87	21,067.30	09:45:28	-124149	4374	Bearish	Bullish	61.29		0.77	47,125.45
09:46:30	-64855	42902	Bearish	Bullish	35.01		0.92	21,076.35	09:46:30	-108710	15439	Bearish	Bullish	52.40		0.8	47,122.05
09:47:30	-66191	-1336	Bearish	Bullish	50.84		0.92	21,094.95	09:47:30	-109391	-681	Bearish	Bullish	86.16		0.8	47,152.80
09:48:29	-52844	13347	Bearish	Bullish	49.26		0.94	21,079.50	09:48:29	-104268	5123	Bearish	Bullish	84.71		0.81	47,137.50
09:49:28	22919	75763	Bullish	Bullish	47.14		1.03	21,067.55	09:49:28	-110631	-6363	Bearish	Bullish	65.25		0.8	47,112.70
09:50:29	48070	25151	Bullish	Bullish	29.10		1.06	21,046.55	09:50:29	-110896	-265	Bearish	Bullish	25.05		0.8	47,071.45


Nifty ATM		Current Expiry	Exp High : 21,185.40	-102.95	Breakout	Resistanc	21500	BN ATM	Thursday		Exp High : 47,512.10	-420.30	Breakout	Resistanc	48000		
21250		2023-12-21	Exp Low : 20,882.50	94.30	Not Break	Support	21250	47800			Exp Low : 46,832.80	86.90	Not Break	Support	47000		
Time	NET Oi	+▲-▼	Net Oi Signal	Price Action Signal	VWAP Diff	Strike	Nifty PCR	Nifty LTP	Time	NET Oi	+▲-▼	Net Oi Signal	Price Action Signal	VWAP Diff	Strike	BN PCR	BN LTP
09:51:30	35959	-12111	Bullish	Bullish	19.96		1.04	21,061.60	09:51:30	-100122	10774	Bearish	Bullish	14.15		0.82	47,097.10
09:52:30	69265	33306	Bullish	Bullish	26.51		1.08	21,055.15	09:52:30	-97683	2439	Bearish	Bullish	38.40		0.83	47,083.45
09:53:30	44531	-24734	Bullish	Bullish	38.37		1.05	21,069.05	09:53:30	-95957	1726	Bearish	Bearish	50.44		0.83	47,107.95
09:54:28	44531	0	Bullish	Bullish	38.37		1.05	21,059.50	09:54:28	-95957	0	Bearish	Bullish	50.44		0.83	47,094.90
09:55:30	89295	44764	Bullish	Bullish	30.11		1.09	21,062.80	09:55:30	-100037	-4080	Bearish	Bullish	53.08		0.83	47,095.25
09:56:29	71744	-17551	Bullish	Bearish	26.22		1.07	21,058.95	09:56:29	-100664	-627	Bearish	Bearish	12.58		0.83	47,069.15
09:57:29	71744	0	Bullish	Bearish	32.54		1.07	21,067.00	09:57:29	-100664	0	Bearish	Bearish	30.83		0.83	47,091.35
09:58:31	95237	23493	Bullish	Bearish	23.99		1.09	21,063.85	09:58:31	-110359	-9695	Bearish	Bearish	-5.57		0.82	47,086.75
09:59:29	57511	-37726	Bullish	Bearish	18.05		1.06	21,049.90	09:59:29	-110359	0	Bearish	Bearish	-27.19	Buy 47400 PE	0.82	47,050.65
10:00:29	56293	-1218	Bullish	Bearish	21.89		1.05	21,060.90	10:00:29	-110359	0	Bearish	Bearish	-17.52		0.82	47,056.85
10:01:30	41361	-14932	Bullish	Bearish	37.71		1.04	21,065.45	10:01:30	-110786	-427	Bearish	Bearish	23.40	Buy 46800 CE	0.82	47,073.85
10:02:29	41361	0	Bullish	Bearish	32.64		1.04	21,066.20	10:02:29	-121782	-10996	Bearish	Bearish	18.37		0.8	47,066.40
10:03:29	33131	-8230	Bullish	Bullish	43.02		1.03	21,077.90	10:03:29	-123167	-1385	Bearish	Bullish	56.13		0.8	47,113.70
10:04:29	55781	22650	Bullish	Bullish	44.63		1.05	21,075.65	10:04:29	-130630	-7463	Bearish	Bullish	60.81		0.79	47,133.30
10:05:29	58047	2266	Bullish	Bullish	40.94		1.05	21,073.50	10:05:29	-132955	-2325	Bearish	Bullish	64.36		0.79	47,116.35
10:06:28	45597	-12450	Bullish	Bullish	39.66		1.04	21,077.75	10:06:28	-133121	-166	Bearish	Bullish	56.83		0.79	47,127.20
10:07:29	50464	4867	Bullish	Bullish	46.64		1.04	21,083.45	10:07:29	-148545	-15424	Bearish	Bullish	79.39		0.77	47,133.85
10:08:28	41550	-8914	Bullish	Bullish	45.05		1.03	21,088.40	10:08:28	-148819	-274	Bearish	Bullish	81.32		0.77	47,153.55
10:09:29	41550	0	Bullish	Bullish	52.59		1.03	21,104.85	10:09:29	-148819	0	Bearish	Bullish	113.54		0.77	47,202.05
10:10:29	141728	100178	Bullish	Bullish	64.17		1.12	21,110.00	10:10:29	-153537	-4718	Bearish	Bullish	126.20		0.76	47,203.25
10:11:28	129433	-12295	Bullish	Bullish	86.00		1.11	21,122.40	10:11:28	-144335	9202	Bearish	Bullish	203.66		0.77	47,233.70
10:12:30	129433	0	Bullish	Bullish	74.60		1.11	21,129.15	10:12:30	-144335	0	Bearish	Bullish	141.14		0.77	47,246.45
10:13:26	362260	232827	Bullish	Bullish	82.36		1.36	21,129.75	10:13:26	-100738	43597	Bearish	Bullish	155.55		0.83	47,230.70
10:14:28	375753	13493	Bullish	Bullish	83.01		1.37	21,136.65	10:14:28	-106211	-5473	Bearish	Bullish	188.48		0.82	47,253.80
10:15:29	375753	0	Bullish	Bullish	78.16		1.37	21,122.15	10:15:29	-106211	0	Bearish	Bullish	178.98		0.82	47,216.60
10:16:29	488320	112567	Bullish	Bullish	69.01		1.5	21,119.30	10:16:29	-101097	5114	Bearish	Bullish	161.92		0.83	47,216.30
10:17:29	488320	0	Bullish	Bullish	60.16		1.5	21,118.50	10:17:29	-86244	14853	Bearish	Bullish	139.84		0.86	47,209.15
10:18:30	488320	0	Bullish	Bullish	77.47		1.5	21,121.45	10:18:30	-86436	-192	Bearish	Bullish	164.00		0.85	47,238.05
10:19:29	557009	68689	Bullish	Bullish	77.85		1.56	21,128.35	10:19:29	-84037	2399	Bearish	Bullish	179.63		0.86	47,269.90
10:20:30	557009	0	Bullish	Bullish	84.82		1.56	21,143.70	10:20:30	-84037	0	Bearish	Bullish	228.50		0.86	47,292.60
10:21:29	547940	-9069	Bullish	Bullish	75.51		1.54	21,136.65	10:21:29	-85254	-1217	Bearish	Bullish	203.08		0.86	47,288.50
10:22:38	523213	-24727	Bullish	Bullish	72.52		1.5	21,131.40	10:22:38	-58022	27232	Bearish	Bullish	210.72		0.9	47,277.10
10:23:29	581833	58620	Bullish	Bullish	78.89		1.56	21,129.80	10:23:29	-58022	0	Bearish	Bullish	209.20		0.9	47,256.20
10:24:28	571458	-10375	Bullish	Bullish	68.49		1.54	21,127.35	10:24:28	-55340	2682	Bearish	Bullish	169.15		0.9	47,250.45
10:25:29	616987	45529	Bullish	Bullish	74.25		1.58	21,135.00	10:25:29	-39365	15975	Bearish	Bullish	188.23		0.93	47,269.10
10:26:29	609988	-6999	Bullish	Bullish	82.11		1.56	21,135.00	10:26:29	-44848	-5483	Bearish	Bullish	208.93		0.92	47,276.10


Nifty ATM		Current Expiry	Exp High : 21,185.40	-102.95	Breakout	Resistanc	21500	BN ATM	Thursday		Exp High : 47,512.10	-420.30	Breakout	Resistanc	48000		
21250		2023-12-21	Exp Low : 20,882.50	94.30	Not Break	Support	21250	47800			Exp Low : 46,832.80	86.90	Not Break	Support	47000		
Time	NET Oi	+▲-▼	Net Oi Signal	Price Action Signal	VWAP Diff	Strike	Nifty PCR	Nifty LTP	Time	NET Oi	+▲-▼	Net Oi Signal	Price Action Signal	VWAP Diff	Strike	BN PCR	BN LTP
10:27:29	609988	0	Bullish	Bearish	75.91		1.56	21,134.85	10:27:29	-44852	-4	Bearish	Bullish	191.96		0.92	47,266.60
10:28:29	654939	44951	Bullish	Bullish	68.70		1.59	21,127.30	10:28:29	-14325	30527	Bearish	Bullish	187.92		0.98	47,268.10
10:29:29	654939	0	Bullish	Bullish	66.75		1.59	21,121.80	10:29:29	-30832	-16507	Bearish	Bullish	186.35		0.95	47,269.10
10:30:28	654939	0	Bullish	Bearish	62.29		1.59	21,118.40	10:30:28	-30832	0	Bearish	Bullish	181.95		0.95	47,256.40
10:31:29	656561	1622	Bullish	Bearish	51.13		1.59	21,096.65	10:31:29	-38116	-7284	Bearish	Bearish	138.39		0.94	47,189.95
10:32:29	656561	0	Bullish	Bearish	29.12		1.59	21,059.10	10:32:29	-34841	3275	Bearish	Bearish	83.61		0.94	47,138.65
10:33:29	656561	0	Bullish	Bearish	20.02		1.59	21,074.05	10:33:29	-34841	0	Bearish	Bearish	102.56		0.94	47,189.50
10:34:30	504847	-151714	Bullish	Bearish	9.32		1.43	21,070.20	10:34:30	-21625	13216	Bearish	Bearish	80.72		0.96	47,164.60
10:35:29	504847	0	Bullish	Bearish	5.85		1.43	21,070.95	10:35:29	-21625	0	Bearish	Bearish	62.09		0.96	47,150.55
10:36:29	504847	0	Bullish	Bearish	18.78		1.43	21,081.00	10:36:29	-21625	0	Bearish	Bearish	79.97		0.96	47,157.55
10:37:26	478536	-26311	Bullish	Bearish	20.46		1.4	21,087.00	10:37:26	-23769	-2144	Bearish	Bearish	93.20		0.96	47,190.40
10:38:29	514886	36350	Bullish	Bearish	23.18		1.43	21,077.25	10:38:29	-23713	56	Bearish	Bearish	98.57		0.96	47,168.45
10:39:29	514886	0	Bullish	Bearish	17.41		1.43	21,079.55	10:39:29	-23713	0	Bearish	Bearish	84.66		0.96	47,165.45
10:40:30	539906	25020	Bullish	Bearish	14.58		1.44	21,084.40	10:40:30	-23713	0	Bearish	Bearish	83.21		0.96	47,178.25
10:41:29	539906	0	Bullish	Bearish	20.29		1.44	21,084.80	10:41:29	-27489	-3776	Bearish	Bearish	89.96		0.95	47,188.70
10:42:29	539906	0	Bullish	Bearish	20.29		1.44	21,084.05	10:42:29	-27489	0	Bearish	Bearish	71.56		0.95	47,187.00
10:43:29	584587	44681	Bullish	Bullish	61.85		1.48	21,135.55	10:43:29	-39120	-11631	Bearish	Bullish	128.28		0.94	47,261.05
10:44:31	608859	24272	Bullish	Bullish	73.87		1.51	21,150.35	10:44:31	-39120	0	Bearish	Bullish	142.52		0.94	47,241.75
10:45:29	608859	0	Bullish	Bullish	85.10		1.51	21,148.85	10:45:29	-39120	0	Bearish	Bullish	177.90		0.94	47,270.40
10:46:25	665748	56889	Bullish	Bullish	85.93		1.56	21,148.65	10:46:25	-49292	-10172	Bearish	Bullish	184.39		0.92	47,282.70
10:47:29	917336	251588	Bullish	Bullish	88.31		1.98	21,152.15	10:47:29	-49292	0	Bearish	Bullish	169.90		0.92	47,295.75
10:48:29	917336	0	Bullish	Bullish	79.47		1.98	21,148.35	10:48:29	-49292	0	Bearish	Bullish	171.01		0.92	47,279.65
10:49:31	1014407	97071	Bullish	Bullish	84.69		2.14	21,151.60	10:49:31	-52453	-3161	Bearish	Bullish	165.22		0.91	47,288.80
10:50:29	1014407	0	Bullish	Bullish	80.56		2.14	21,145.75	10:50:29	-53022	-569	Bearish	Bullish	177.78		0.91	47,279.85
10:51:29	1014407	0	Bullish	Bullish	75.07		2.14	21,132.65	10:51:29	-53022	0	Bearish	Bullish	170.00		0.91	47,263.40
10:52:40	1035608	21201	Bullish	Bullish	62.84		2.13	21,141.20	10:52:40	-48692	4330	Bearish	Bullish	147.62		0.92	47,290.75
10:53:29	1035608	0	Bullish	Bullish	69.33		2.13	21,142.20	10:53:29	-48692	0	Bearish	Bullish	167.28		0.92	47,271.20
10:54:29	1035608	0	Bullish	Bullish	79.87		2.13	21,146.05	10:54:29	-48692	0	Bearish	Bullish	179.57		0.92	47,289.10
10:55:29	1057646	22038	Bullish	Bullish	76.95		2.12	21,141.70	10:55:29	-57806	-9114	Bearish	Bullish	197.89		0.9	47,290.70
10:56:29	1057646	0	Bullish	Bullish	76.80		2.12	21,146.55	10:56:29	-57799	7	Bearish	Bullish	212.31		0.9	47,321.95
10:57:29	1057646	0	Bullish	Bearish	81.53		2.12	21,146.65	10:57:29	-57799	0	Bearish	Bullish	222.41		0.9	47,316.95
10:58:28	1057646	0	Bullish	Bearish	72.92		2.12	21,140.15	10:58:28	-65217	-7418	Bearish	Bullish	213.89		0.89	47,315.30
10:59:28	1075502	17856	Bullish	Bearish	78.34		2.12	21,148.60	10:59:28	-54992	10225	Bearish	Bullish	213.03		0.91	47,330.80
11:00:29	1075502	0	Bullish	Bearish	76.42		2.12	21,142.45	11:00:29	-54992	0	Bearish	Bullish	214.06		0.91	47,314.75
11:01:29	1114220	38718	Bullish	Bullish	86.68		2.17	21,154.45	11:01:29	-55689	-697	Bearish	Bullish	240.93		0.91	47,346.30
11:02:29	1114220	0	Bullish	Bullish	89.79		2.17	21,165.70	11:02:29	-48600	7089	Bearish	Bullish	262.04		0.92	47,385.10


Nifty ATM		Current Expiry	Exp High : 21,185.40	-102.95	Breakout	Resistanc	21500	BN ATM	Thursday		Exp High : 47,512.10	-420.30	Breakout	Resistanc	48000		
21250		2023-12-21	Exp Low : 20,882.50	94.30	Not Break	Support	21250	47800			Exp Low : 46,832.80	86.90	Not Break	Support	47000		
Time	NET Oi	+▲-▼	Net Oi Signal	Price Action Signal	VWAP Diff	Strike	Nifty PCR	Nifty LTP	Time	NET Oi	+▲-▼	Net Oi Signal	Price Action Signal	VWAP Diff	Strike	BN PCR	BN LTP
11:03:29	1114220	0	Bullish	Bullish	95.18		2.17	21,174.30	11:03:29	-48600	0	Bearish	Bullish	292.12		0.92	47,413.15
11:04:28	1142579	28359	Bullish	Bullish	96.63		2.2	21,172.75	11:04:28	19791	68391	Bullish	Bullish	336.65		1.04	47,452.95
11:05:29	1142579	0	Bullish	Bullish	98.30		2.2	21,169.30	11:05:29	43761	23970	Bullish	Bullish	371.32		1.08	47,451.10
11:06:31	1142579	0	Bullish	Bullish	91.97		2.2	21,169.30	11:06:31	43761	0	Bullish	Bullish	321.54		1.08	47,438.00
11:07:30	1118696	-23883	Bullish	Bullish	90.60		2.14	21,163.55	11:07:30	81034	37273	Bullish	Bullish	319.56		1.15	47,452.05
11:08:29	1156318	37622	Bullish	Bullish	78.65		2.18	21,150.85	11:08:29	80561	-473	Bullish	Bullish	304.81		1.15	47,431.85
11:09:28	1156318	0	Bullish	Bearish	70.32		2.18	21,142.40	11:09:28	80561	0	Bullish	Bullish	273.23		1.15	47,384.80
11:10:29	1192320	36002	Bullish	Bearish	65.65		2.22	21,145.85	11:10:29	101792	21231	Bullish	Bullish	235.79		1.19	47,358.70
11:11:29	1192320	0	Bullish	Bullish	69.72		2.22	21,145.55	11:11:29	97435	-4357	Bullish	Bullish	230.06		1.18	47,359.00
11:12:27	1192320	0	Bullish	Bullish	68.39		2.22	21,149.65	11:12:27	97435	0	Bullish	Bullish	238.45		1.18	47,377.40
11:13:29	1183513	-8807	Bullish	Bullish	67.15		2.16	21,147.25	11:13:29	100867	3432	Bullish	Bullish	256.33		1.19	47,364.45
11:14:29	1183513	0	Bullish	Bearish	65.26		2.16	21,147.80	11:14:29	100867	0	Bullish	Bullish	237.28		1.19	47,371.50
11:15:29	1183513	0	Bullish	Bearish	69.15		2.16	21,152.15	11:15:29	100867	0	Bullish	Bearish	233.77		1.19	47,371.50
11:16:29	1183513	0	Bullish	Bearish	79.05		2.16	21,157.30	11:16:29	111501	10634	Bullish	Bearish	243.49		1.21	47,383.45
11:17:29	1180350	-3163	Bullish	Bearish	70.95		2.14	21,147.95	11:17:29	99211	-12290	Bullish	Bearish	230.49		1.18	47,348.80
11:18:29	1180350	0	Bullish	Bearish	64.77		2.14	21,129.40	11:18:29	99210	-1	Bullish	Bearish	186.83		1.18	47,316.90
11:19:30	1141934	-38416	Bullish	Bearish	49.17		2.09	21,132.95	11:19:30	99210	0	Bullish	Bearish	153.37		1.18	47,343.60
11:21:29	1141934	0	Bullish	Bearish	64.31		2.09	21,144.40	11:21:29	87041	-12169	Bullish	Bearish	198.04		1.16	47,350.00
11:22:27	1167264	25330	Bullish	Bearish	63.48		2.11	21,140.90	11:22:27	83126	-3915	Bullish	Bearish	196.35		1.15	47,353.10
11:23:30	1167264	0	Bullish	Bullish	66.91		2.11	21,144.70	11:23:30	75202	-7924	Bullish	Bearish	193.14		1.14	47,351.25
11:24:29	1167264	0	Bullish	Bearish	62.90		2.11	21,137.40	11:24:29	75202	0	Bullish	Bearish	182.95		1.14	47,335.70
11:25:28	1166114	-1150	Bullish	Bullish	69.83		2.11	21,152.95	11:25:28	78571	3369	Bullish	Bearish	195.24		1.14	47,356.00
11:26:33	1212599	46485	Bullish	Bullish	74.32		2.15	21,153.85	11:26:33	78074	-497	Bullish	Bearish	240.25		1.14	47,374.30
11:27:29	1212599	0	Bullish	Bullish	73.13		2.15	21,149.50	11:27:29	78074	0	Bullish	Bearish	215.55		1.14	47,346.25
11:28:29	1249174	36575	Bullish	Bearish	67.59		2.18	21,147.15	11:28:29	73440	-4634	Bullish	Bearish	186.01		1.13	47,346.65
11:29:29	1238690	-10484	Bullish	Bearish	63.96		2.16	21,144.60	11:29:29	66606	-6834	Bullish	Bearish	186.34		1.12	47,336.75
11:30:30	1238690	0	Bullish	Bearish	60.16		2.16	21,140.45	11:30:30	66610	4	Bullish	Bearish	153.85		1.12	47,320.25
11:31:29	1250799	12109	Bullish	Bullish	60.13		2.16	21,149.40	11:31:29	61751	-4859	Bullish	Bearish	158.64		1.11	47,329.70
11:32:29	1250799	0	Bullish	Bullish	59.85		2.16	21,148.65	11:32:29	60238	-1513	Bullish	Bullish	157.81		1.11	47,335.80
11:33:30	1250799	0	Bullish	Bullish	68.15		2.16	21,151.85	11:33:30	60238	0	Bullish	Bearish	182.94		1.11	47,339.00
11:34:30	1236695	-14104	Bullish	Bullish	69.56		2.13	21,160.35	11:34:30	54444	-5794	Bullish	Bullish	174.83		1.1	47,357.05
11:35:29	1298520	61825	Bullish	Bullish	76.53		2.19	21,158.20	11:35:29	54455	11	Bullish	Bullish	169.02		1.1	47,358.95
11:36:29	1298520	0	Bullish	Bullish	71.23		2.19	21,154.45	11:36:29	54455	0	Bullish	Bearish	177.35		1.1	47,349.80
11:37:28	1345346	46826	Bullish	Bullish	69.18		2.24	21,155.85	11:37:28	51639	-2816	Bullish	Bullish	176.83		1.09	47,349.45
11:38:29	1345346	0	Bullish	Bullish	71.06		2.24	21,154.20	11:38:29	48706	-2933	Bullish	Bearish	182.10		1.09	47,354.50
11:39:31	1345346	0	Bullish	Bearish	70.66		2.24	21,151.35	11:39:31	48706	0	Bullish	Bearish	176.66		1.09	47,346.20


Nifty ATM		Current Expiry	Exp High : 21,185.40	-102.95	Breakout	Resistanc	21500	BN ATM	Thursday		Exp High : 47,512.10	-420.30	Breakout	Resistanc	48000		
21250		2023-12-21	Exp Low : 20,882.50	94.30	Not Break	Support	21250	47800			Exp Low : 46,832.80	86.90	Not Break	Support	47000		
Time	NET Oi	+▲-▼	Net Oi Signal	Price Action Signal	VWAP Diff	Strike	Nifty PCR	Nifty LTP	Time	NET Oi	+▲-▼	Net Oi Signal	Price Action Signal	VWAP Diff	Strike	BN PCR	BN LTP
11:40:31	1357324	11978	Bullish	Bullish	73.94		2.25	21,152.35	11:40:31	48706	0	Bullish	Bullish	186.58		1.09	47,347.65
11:41:30	1350804	-6520	Bullish	Bullish	71.92		2.24	21,157.15	11:41:30	55061	6355	Bullish	Bullish	201.25		1.1	47,357.95
11:42:29	1350804	0	Bullish	Bullish	73.69		2.24	21,157.70	11:42:29	55061	0	Bullish	Bullish	204.62		1.1	47,375.10
11:43:31	1351520	716	Bullish	Bullish	79.65		2.23	21,158.85	11:43:31	58686	3625	Bullish	Bullish	208.48		1.1	47,369.95
11:44:33	1351520	0	Bullish	Bullish	70.64		2.23	21,157.70	11:44:33	58686	0	Bullish	Bullish	195.70		1.1	47,355.30
11:45:29	1351520	0	Bullish	Bearish	69.30		2.23	21,147.65	11:45:29	58686	0	Bullish	Bullish	169.02		1.1	47,349.30
11:46:31	1344428	-7092	Bullish	Bullish	69.41		2.21	21,156.20	11:46:31	64980	6294	Bullish	Bullish	179.82		1.11	47,351.60
11:47:29	1359259	14831	Bullish	Bullish	71.89		2.23	21,173.05	11:47:29	64885	-95	Bullish	Bullish	190.24		1.11	47,360.75
11:48:29	1359259	0	Bullish	Bullish	89.72		2.23	21,170.20	11:48:29	64886	1	Bullish	Bullish	231.91		1.11	47,395.90
11:49:29	1444359	85100	Bullish	Bullish	69.36		2.38	21,155.65	11:49:29	64606	-280	Bullish	Bearish	180.10		1.11	47,336.60
11:50:29	1444359	0	Bullish	Bearish	68.07		2.38	21,154.65	11:50:29	64686	80	Bullish	Bearish	151.32		1.11	47,324.55
11:51:28	1444359	0	Bullish	Bearish	69.25		2.38	21,152.50	11:51:28	64686	0	Bullish	Bearish	165.48		1.11	47,318.55
11:52:29	1456239	11880	Bullish	Bullish	66.97		2.36	21,154.05	11:52:29	63941	-745	Bullish	Bullish	187.78		1.11	47,349.20
11:53:29	1456239	0	Bullish	Bullish	73.48		2.36	21,163.20	11:53:29	63867	-74	Bullish	Bullish	182.47		1.11	47,359.30
11:54:30	1456239	0	Bullish	Bullish	75.52		2.36	21,160.90	11:54:30	63867	0	Bullish	Bullish	197.25		1.11	47,358.90
11:55:29	1456239	0	Bullish	Bullish	76.75		2.36	21,161.80	11:55:29	67533	3666	Bullish	Bearish	212.58		1.12	47,360.30
11:56:30	1479682	23443	Bullish	Bullish	78.59		2.37	21,168.85	11:56:30	68240	707	Bullish	Bearish	209.23		1.12	47,363.30
11:57:30	1479682	0	Bullish	Bullish	81.51		2.37	21,165.75	11:57:30	68240	0	Bullish	Bullish	221.55		1.12	47,369.70
11:58:29	1497324	17642	Bullish	Bullish	79.51		2.39	21,161.95	11:58:29	68240	0	Bullish	Bullish	209.22		1.12	47,353.70
11:59:30	1495827	-1497	Bullish	Bullish	80.89		2.38	21,166.80	11:59:30	73587	5347	Bullish	Bullish	208.18		1.13	47,352.40
12:00:30	1495827	0	Bullish	Bearish	79.08		2.38	21,165.15	12:00:30	73631	44	Bullish	Bearish	194.40		1.13	47,350.45
12:01:31	1500339	4512	Bullish	Bearish	77.38		2.37	21,163.20	12:01:31	78667	5036	Bullish	Bearish	202.61		1.14	47,346.05
12:02:29	1500339	0	Bullish	Bullish	79.15		2.37	21,166.30	12:02:29	79421	754	Bullish	Bullish	208.93		1.14	47,357.60
12:03:29	1500339	0	Bullish	Bullish	74.96		2.37	21,171.50	12:03:29	79421	0	Bullish	Bullish	211.57		1.14	47,368.35
12:04:30	1500470	131	Bullish	Bullish	80.13		2.37	21,168.40	12:04:30	73922	-5499	Bullish	Bullish	222.08		1.13	47,365.10
12:05:31	1527393	26923	Bullish	Bullish	85.69		2.39	21,186.85	12:05:31	80162	6240	Bullish	Bullish	254.78		1.14	47,415.65
12:06:30	1527393	0	Bullish	Bullish	100.90		2.39	21,187.60	12:06:30	80162	0	Bullish	Bullish	286.68		1.14	47,407.75
12:07:31	1546933	19540	Bullish	Bullish	97.41		2.41	21,188.90	12:07:31	91423	11261	Bullish	Bullish	273.64		1.16	47,420.20
12:08:30	1671028	124095	Bullish	Bullish	101.93		2.72	21,190.15	12:08:30	91320	-103	Bullish	Bullish	276.49		1.16	47,416.35
12:09:30	1671028	0	Bullish	Bullish	98.12		2.72	21,184.95	12:09:30	91320	0	Bullish	Bullish	250.99		1.16	47,385.40
12:10:29	1671028	0	Bullish	Bullish	98.12		2.72	21,182.60	12:10:29	91320	0	Bullish	Bearish	250.99		1.16	47,368.00
12:11:30	1716671	45643	Bullish	Bullish	94.23		2.81	21,183.60	12:11:30	91363	43	Bullish	Bullish	215.29		1.16	47,359.05
12:12:30	1716671	0	Bullish	Bullish	95.34		2.81	21,183.10	12:12:30	91363	0	Bullish	Bullish	197.77		1.16	47,365.05
12:13:27	1710283	-6388	Bullish	Bullish	99.03		2.79	21,185.30	12:13:27	91363	0	Bullish	Bullish	213.53		1.16	47,368.80
12:14:29	1737471	27188	Bullish	Bullish	97.12		2.82	21,182.95	12:14:29	95727	4364	Bullish	Bullish	205.77		1.17	47,357.65
12:15:30	1737471	0	Bullish	Bullish	88.65		2.82	21,183.20	12:15:30	95727	0	Bullish	Bullish	183.50		1.17	47,358.70

Nifty ATM		Current Expiry	Exp High : 21,185.40	-102.95	Breakout	Resistanc	21500	BN ATM	Thursday		Exp High : 47,512.10	-420.30	Breakout	Resistanc	48000		
21250		2023-12-21	Exp Low : 20,882.50	94.30	Not Break	Support	21250	47800			Exp Low : 46,832.80	86.90	Not Break	Support	47000		
Time	NET Oi	+▲-▼	Net Oi Signal	Price Action Signal	VWAP Diff	Strike	Nifty PCR	Nifty LTP	Time	NET Oi	+▲-▼	Net Oi Signal	Price Action Signal	VWAP Diff	Strike	BN PCR	BN LTP
12:16:28	1737471	0	Bullish	Bullish	93.62		2.82	21,179.20	12:16:28	88521	-7206	Bullish	Bearish	172.73		1.15	47,347.50
12:17:28	1758866	21395	Bullish	Bullish	87.65		2.83	21,182.20	12:17:28	85929	-2592	Bullish	Bullish	178.60		1.15	47,367.00
12:18:29	1758866	0	Bullish	Bearish	93.42		2.83	21,184.35	12:18:29	85929	0	Bullish	Bearish	184.36		1.15	47,370.20
12:19:29	1780549	21683	Bullish	Bearish	88.86		2.86	21,182.90	12:19:29	80151	-5778	Bullish	Bearish	178.24		1.14	47,367.15
12:20:30	1774238	-6311	Bullish	Bearish	92.59		2.84	21,182.60	12:20:30	80131	-20	Bullish	Bearish	182.94		1.14	47,369.95
12:21:30	1774238	0	Bullish	Bearish	93.90		2.84	21,184.25	12:21:30	80131	0	Bullish	Bearish	197.77		1.14	47,375.25
12:22:30	1788203	13965	Bullish	Bearish	94.70		2.85	21,183.75	12:22:30	80819	688	Bullish	Bearish	209.32		1.14	47,382.75
12:23:28	1793167	4964	Bullish	Bearish	88.06		2.87	21,180.80	12:23:28	79737	-1082	Bullish	Bearish	182.29		1.14	47,363.35
12:24:27	1793167	0	Bullish	Bullish	88.85		2.87	21,185.25	12:24:27	79737	0	Bullish	Bullish	192.40		1.14	47,376.25
12:25:29	1829751	36584	Bullish	Bullish	93.08		2.93	21,186.65	12:25:29	77894	-1843	Bullish	Bullish	207.08		1.13	47,382.90
12:26:32	1829751	0	Bullish	Bullish	97.13		2.93	21,198.95	12:26:32	79492	1598	Bullish	Bullish	226.61		1.14	47,404.05
12:27:29	1829751	0	Bullish	Bullish	100.75		2.93	21,189.90	12:27:29	79492	0	Bullish	Bullish	229.26		1.14	47,389.45
12:28:30	1864135	34384	Bullish	Bullish	102.54		3.09	21,193.95	12:28:30	80004	512	Bullish	Bullish	227.47		1.14	47,405.15
12:29:29	1891909	27774	Bullish	Bullish	105.59		3.12	21,204.10	12:29:29	80079	75	Bullish	Bullish	242.63		1.14	47,422.80
12:30:30	1891909	0	Bullish	Bullish	104.26		3.12	21,205.50	12:30:30	80079	0	Bullish	Bullish	245.76		1.14	47,425.90
12:31:29	1891909	0	Bullish	Bullish	114.02		3.12	21,213.25	12:31:29	82223	2144	Bullish	Bullish	278.71		1.14	47,459.20
12:32:29	1975943	84034	Bullish	Bullish	119.76		3.51	21,214.25	12:32:29	96635	14412	Bullish	Bullish	285.08		1.17	47,462.05
12:33:29	1975943	0	Bullish	Bullish	120.87		3.51	21,214.00	12:33:29	96635	0	Bullish	Bullish	271.04		1.17	47,456.60
12:34:29	1963737	-12206	Bullish	Bullish	120.94		3.49	21,212.70	12:34:29	96632	-3	Bullish	Bullish	265.61		1.17	47,444.75
12:35:30	1985473	21736	Bullish	Bullish	116.14		3.59	21,211.85	12:35:30	112813	16181	Bullish	Bullish	256.58		1.2	47,423.50
12:36:28	1985473	0	Bullish	Bullish	112.02		3.59	21,209.15	12:36:28	112813	0	Bullish	Bullish	271.20		1.2	47,445.45
12:37:30	1964911	-20562	Bullish	Bullish	115.19		3.55	21,209.05	12:37:30	113672	859	Bullish	Bullish	273.71		1.2	47,445.10
12:38:30	2006765	41854	Bullish	Bullish	119.06		3.61	21,220.00	12:38:30	124922	11250	Bullish	Bullish	309.52		1.22	47,472.50
12:39:30	2006765	0	Bullish	Bullish	121.35		3.61	21,226.60	12:39:30	124922	0	Bullish	Bullish	345.70		1.22	47,502.90
12:40:29	2095202	88437	Bullish	Bullish	131.22		4.04	21,237.75	12:40:29	129592	4670	Bullish	Bullish	384.90		1.23	47,538.95
12:41:29	2095202	0	Bullish	Bullish	136.41		4.04	21,235.90	12:41:29	176316	46724	Bullish	Bullish	399.67		1.34	47,576.30
12:42:30	2095202	0	Bullish	Bullish	133.26		4.04	21,235.70	12:42:30	176316	0	Bullish	Bullish	414.56		1.34	47,579.40
12:43:30	2103626	8424	Bullish	Bullish	133.08		4.05	21,242.30	12:43:30	176316	0	Bullish	Bullish	405.55		1.34	47,582.90
12:44:29	2135028	31402	Bullish	Bullish	140.39		4.24	21,243.75	12:44:29	213814	37498	Bullish	Bullish	425.13		1.42	47,584.35
12:45:26	2135028	0	Bullish	Bullish	142.09		4.24	21,250.20	12:45:26	213814	0	Bullish	Bullish	422.85		1.42	47,596.45
12:46:29	2183735	48707	Bullish	Bullish	148.00		4.73	21,247.80	12:46:29	213814	0	Bullish	Bullish	409.50		1.42	47,586.90
12:47:29	2183735	0	Bullish	Bullish	131.53		4.73	21,240.95	12:47:29	234188	20374	Bullish	Bullish	378.38		1.46	47,565.30
12:48:29	2183735	0	Bullish	Bullish	132.92		4.73	21,239.95	12:48:29	234198	10	Bullish	Bullish	378.38		1.46	47,542.95
12:49:29	2237575	53840	Bullish	Bullish	134.32		4.93	21,240.95	12:49:29	232365	-1833	Bullish	Bullish	389.66		1.45	47,572.65
12:50:30	2237575	0	Bullish	Bullish	136.85		4.93	21,241.25	12:50:30	247354	14989	Bullish	Bullish	392.52		1.48	47,588.15
12:51:29	2237575	0	Bullish	Bullish	140.23		4.93	21,246.60	12:51:29	247354	0	Bullish	Bullish	388.51		1.48	47,585.40

Nifty ATM		Current Expiry	Exp High : 21,185.40	-102.95	Breakout	Resistanc	21500	BN ATM	Thursday		Exp High : 47,512.10	-420.30	Breakout	Resistanc	48000		
21250		2023-12-21	Exp Low : 20,882.50	94.30	Not Break	Support	21250	47800			Exp Low : 46,832.80	86.90	Not Break	Support	47000		
Time	NET Oi	+▲-▼	Net Oi Signal	Price Action Signal	VWAP Diff	Strike	Nifty PCR	Nifty LTP	Time	NET Oi	+▲-▼	Net Oi Signal	Price Action Signal	VWAP Diff	Strike	BN PCR	BN LTP
12:52:30	2237575	0	Bullish	Bullish	137.05		4.93	21,240.85	12:52:30	250136	2782	Bullish	Bullish	374.87		1.48	47,567.50
12:53:29	2255990	18415	Bullish	Bearish	131.58		4.94	21,237.15	12:53:29	250133	-3	Bullish	Bullish	367.41		1.48	47,557.25
12:54:30	2255990	0	Bullish	Bullish	139.33		4.94	21,244.85	12:54:30	250133	0	Bullish	Bullish	378.08		1.48	47,580.90
12:55:29	2253157	-2833	Bullish	Bullish	133.72		4.91	21,250.55	12:55:29	262610	12477	Bullish	Bearish	371.28		1.5	47,578.20
12:56:30	2272359	19202	Bullish	Bullish	149.33		4.95	21,250.45	12:56:30	262794	184	Bullish	Bullish	426.56		1.5	47,588.85
12:57:29	2272359	0	Bullish	Bullish	143.64		4.95	21,244.80	12:57:29	262794	0	Bullish	Bearish	364.47		1.5	47,571.05
12:58:29	2245892	-26467	Bullish	Bearish	133.81		4.9	21,242.60	12:58:29	262794	0	Bullish	Bearish	364.47		1.5	47,551.35
12:59:29	2269688	23796	Bullish	Bearish	131.27		5.11	21,247.45	12:59:29	264735	1941	Bullish	Bearish	331.96		1.51	47,557.30
13:00:29	2269688	0	Bullish	Bullish	132.62		5.11	21,241.35	13:00:29	264735	0	Bullish	Bearish	328.98		1.51	47,533.05
13:01:29	2269688	0	Bullish	Bullish	133.23		5.11	21,241.80	13:01:29	264735	0	Bullish	Bullish	320.19		1.51	47,547.50
13:02:28	2284662	14974	Bullish	Bearish	134.85		5.02	21,236.70	13:02:28	260208	-4527	Bullish	Bearish	329.20		1.5	47,510.10
13:03:31	2284662	0	Bullish	Bullish	124.51		5.02	21,243.15	13:03:31	260209	1	Bullish	Bearish	314.22		1.5	47,531.85
13:04:29	2288132	3470	Bullish	Bearish	132.69		5.05	21,244.00	13:04:29	265175	4966	Bullish	Bearish	341.24		1.5	47,538.15
13:05:29	2311087	22955	Bullish	Bullish	134.40		5.09	21,242.55	13:05:29	265215	40	Bullish	Bearish	320.58		1.5	47,527.40
13:06:29	2311087	0	Bullish	Bullish	131.34		5.09	21,243.85	13:06:29	265215	0	Bullish	Bearish	316.27		1.5	47,522.15
13:07:30	2296289	-14798	Bullish	Bearish	131.17		5.07	21,237.70	13:07:30	268475	3260	Bullish	Bearish	317.11		1.51	47,516.95
13:08:29	2299585	3296	Bullish	Bearish	127.56		5.1	21,236.20	13:08:29	263738	-4737	Bullish	Bearish	287.48		1.49	47,493.50
13:09:30	2299585	0	Bullish	Bearish	125.69		5.1	21,236.35	13:09:30	263738	0	Bullish	Bearish	294.74		1.49	47,522.95
13:10:30	2299585	0	Bullish	Bearish	124.39		5.1	21,230.40	13:10:30	263738	0	Bullish	Bearish	291.54		1.49	47,507.90
13:11:30	2294281	-5304	Bullish	Bearish	109.52		4.99	21,223.55	13:11:30	261292	-2446	Bullish	Bearish	258.30		1.48	47,487.05
13:12:30	2294281	0	Bullish	Bearish	107.29		4.99	21,220.30	13:12:30	261292	0	Bullish	Bearish	257.36		1.48	47,465.10
13:13:30	2294281	0	Bullish	Bearish	115.96		4.99	21,220.30	13:13:30	259816	-1476	Bullish	Bearish	273.17		1.48	47,465.10
13:14:30	2283059	-11222	Bullish	Bearish	124.70		4.92	21,235.60	13:14:30	253444	-6372	Bullish	Bearish	291.19		1.47	47,504.35
13:15:30	2283059	0	Bullish	Bullish	121.61		4.92	21,236.90	13:15:30	253444	0	Bullish	Bullish	294.28		1.47	47,522.70
13:16:29	2284396	1337	Bullish	Bullish	133.54		4.93	21,250.60	13:16:29	250497	-2947	Bullish	Bullish	336.48		1.46	47,553.10
13:17:29	2294190	9794	Bullish	Bullish	135.21		4.95	21,245.70	13:17:29	250774	277	Bullish	Bullish	321.10		1.46	47,542.60
13:18:29	2294190	0	Bullish	Bullish	128.96		4.95	21,248.30	13:18:29	250774	0	Bullish	Bullish	306.57		1.46	47,534.85
13:19:28	2298125	3935	Bullish	Bearish	126.77		4.98	21,241.80	13:19:28	250774	0	Bullish	Bullish	289.50		1.46	47,524.90
13:20:29	2320964	22839	Bullish	Bearish	124.08		5.02	21,236.40	13:20:29	245402	-5372	Bullish	Bullish	281.40		1.45	47,523.65
13:21:30	2320964	0	Bullish	Bullish	117.82		5.02	21,239.55	13:21:30	245407	5	Bullish	Bullish	274.34		1.45	47,513.05
13:22:28	2320964	0	Bullish	Bullish	114.15		5.02	21,240.15	13:22:28	245407	0	Bullish	Bullish	282.72		1.45	47,529.25
13:23:30	2337282	16318	Bullish	Bullish	113.84		4.95	21,233.90	13:23:30	245682	275	Bullish	Bullish	263.00		1.45	47,515.45
13:24:29	2337261	-21	Bullish	Bullish	117.13		4.95	21,238.60	13:24:29	245682	0	Bullish	Bullish	263.03		1.45	47,520.70
13:25:29	2328693	-8568	Bullish	Bullish	114.05		4.88	21,242.60	13:25:29	243743	-1939	Bullish	Bullish	255.01		1.44	47,508.30
13:26:29	2350924	22231	Bullish	Bullish	118.86		4.92	21,226.70	13:26:29	239371	-4372	Bullish	Bullish	278.80		1.43	47,516.05
13:27:29	2350924	0	Bullish	Bullish	114.61		4.92	21,239.55	13:27:29	239371	0	Bullish	Bullish	259.63		1.43	47,508.60

Nifty ATM		Current Expiry	Exp High : 21,185.40	-102.95	Breakout	Resistanc	21500	BN ATM	Thursday		Exp High : 47,512.10	-420.30	Breakout	Resistanc	48000		
21250		2023-12-21	Exp Low : 20,882.50	94.30	Not Break	Support	21250	47800			Exp Low : 46,832.80	86.90	Not Break	Support	47000		
Time	NET Oi	+▲-▼	Net Oi Signal	Price Action Signal	VWAP Diff	Strike	Nifty PCR	Nifty LTP	Time	NET Oi	+▲-▼	Net Oi Signal	Price Action Signal	VWAP Diff	Strike	BN PCR	BN LTP
13:28:29	2357356	6432	Bullish	Bearish	115.65		4.91	21,236.35	13:28:29	236967	-2404	Bullish	Bearish	251.58		1.43	47,500.30
13:29:29	2357409	53	Bullish	Bearish	114.33		4.91	21,242.25	13:29:29	229723	-7244	Bullish	Bearish	270.16		1.41	47,521.20
13:30:29	2357387	-22	Bullish	Bearish	115.14		4.91	21,240.35	13:30:29	229727	4	Bullish	Bearish	259.35		1.41	47,525.15
13:31:28	2389406	32019	Bullish	Bullish	122.10		4.97	21,249.35	13:31:28	229727	0	Bullish	Bullish	293.25		1.41	47,548.05
13:32:28	2386809	-2597	Bullish	Bullish	120.62		4.95	21,248.90	13:32:28	239831	10104	Bullish	Bullish	293.26		1.43	47,545.50
13:33:29	2386809	0	Bullish	Bullish	135.12		4.95	21,259.45	13:33:29	239831	0	Bullish	Bullish	322.72		1.43	47,585.60
13:34:31	2356214	-30595	Bullish	Bullish	137.92		4.89	21,260.90	13:34:31	239831	0	Bullish	Bullish	318.85		1.43	47,575.65
13:35:29	2390128	33914	Bullish	Bullish	138.31		5.33	21,265.95	13:35:29	240506	675	Bullish	Bullish	293.91		1.43	47,550.20
13:36:30	2390128	0	Bullish	Bullish	142.88		5.33	21,263.70	13:36:30	240531	25	Bullish	Bullish	289.08		1.43	47,539.95
13:37:29	2390128	0	Bullish	Bullish	137.55		5.33	21,252.55	13:37:29	237769	-2762	Bullish	Bearish	276.46		1.43	47,520.20
13:38:29	2342375	-47753	Bullish	Bullish	125.24		5.27	21,243.00	13:38:29	236907	-862	Bullish	Bearish	252.60		1.42	47,496.05
13:39:31	2342375	0	Bullish	Bearish	90.79		5.27	21,211.10	13:39:31	236907	0	Bullish	Bearish	196.54		1.42	47,451.55
13:40:30	2227307	-115068	Bullish	Bearish	86.08		4.8	21,200.60	13:40:30	236907	0	Bullish	Bearish	198.92		1.42	47,424.10
13:41:29	2227307	0	Bullish	Bearish	76.74		4.8	21,203.75	13:41:29	231444	-5463	Bullish	Bearish	172.19		1.42	47,436.20
13:42:28	2227307	0	Bullish	Bearish	57.75		4.8	21,187.45	13:42:28	231420	-24	Bullish	Bearish	168.52		1.42	47,414.75
13:43:31	2163379	-63928	Bullish	Bearish	56.53		4.33	21,202.75	13:43:31	231420	0	Bullish	Bearish	195.03		1.42	47,439.25
13:44:29	2118443	-44936	Bullish	Bearish	81.67		4.26	21,214.05	13:44:29	235983	4563	Bullish	Bearish	195.03		1.42	47,468.05
13:45:29	2118443	0	Bullish	Bearish	80.74		4.26	21,205.70	13:45:29	235983	0	Bullish	Bearish	230.32		1.42	47,474.05
13:46:30	2118443	0	Bullish	Bearish	72.22		4.26	21,209.15	13:46:30	235983	0	Bullish	Bearish	229.15		1.42	47,465.35
13:47:30	2097648	-20795	Bullish	Bearish	53.48		4.32	21,194.15	13:47:30	232086	-3897	Bullish	Bearish	174.76		1.41	47,429.85
13:48:30	2097648	0	Bullish	Bearish	55.16		4.32	21,192.35	13:48:30	232084	-2	Bullish	Bearish	169.53		1.41	47,425.95
13:49:29	2097648	0	Bullish	Bearish	61.42		4.32	21,199.20	13:49:29	232084	0	Bullish	Bearish	188.83		1.41	47,436.30
13:50:28	2111304	13656	Bullish	Bearish	61.10		4.28	21,205.60	13:50:28	242956	10872	Bullish	Bearish	180.98		1.44	47,439.70
13:51:30	2111304	0	Bullish	Bearish	80.51		4.28	21,238.65	13:51:30	242956	0	Bullish	Bullish	222.35		1.44	47,517.55
13:52:30	2136997	25693	Bullish	Bullish	94.17		4.76	21,235.25	13:52:30	242956	0	Bullish	Bullish	249.48		1.44	47,502.70
13:53:29	2136997	0	Bullish	Bullish	96.19		4.76	21,232.10	13:53:29	235484	-7472	Bullish	Bullish	227.31		1.42	47,472.65
13:54:30	2136997	0	Bullish	Bullish	91.91		4.76	21,226.35	13:54:30	235484	0	Bullish	Bullish	208.85		1.42	47,470.35
13:55:29	2136997	0	Bullish	Bullish	71.53		4.76	21,217.90	13:55:29	235484	0	Bullish	Bullish	155.94		1.42	47,437.15
13:56:30	2132275	-4722	Bullish	Bullish	80.12		4.76	21,217.15	13:56:30	235453	-31	Bullish	Bullish	185.22		1.42	47,441.20
13:57:30	2132275	0	Bullish	Bullish	76.71		4.76	21,214.70	13:57:30	235453	0	Bullish	Bearish	164.10		1.42	47,427.15
13:58:29	2132275	0	Bullish	Bearish	72.61		4.76	21,203.10	13:58:29	231622	-3831	Bullish	Bearish	148.01		1.41	47,424.40
13:59:47	2154597	22322	Bullish	Bullish	77.28		4.62	21,222.65	13:59:47	228266	-3356	Bullish	Bearish	174.59		1.41	47,446.65
14:00:30	2154597	0	Bullish	Bullish	77.28		4.62	21,222.65	14:00:30	228266	0	Bullish	Bullish	174.59		1.41	47,446.65
14:01:32	2140264	-14333	Bullish	Bullish	85.09		4.51	21,225.70	14:01:32	228266	0	Bullish	Bullish	174.32		1.41	47,453.85
14:02:29	2196660	56396	Bullish	Bullish	89.02		4.6	21,221.95	14:02:29	223984	-4282	Bullish	Bullish	177.36		1.4	47,437.60
14:03:30	2196660	0	Bullish	Bullish	78.31		4.6	21,211.40	14:03:30	223985	1	Bullish	Bearish	153.89		1.4	47,414.05

Nifty ATM		Current Expiry	Exp High : 21,185.40	-102.95	Breakout	Resistanc	21500	BN ATM	Thursday		Exp High : 47,512.10	-420.30	Breakout	Resistanc	48000		
21250		2023-12-21	Exp Low : 20,882.50	94.30	Not Break	Support	21250	47800			Exp Low : 46,832.80	86.90	Not Break	Support	47000		
Time	NET Oi	+▲-▼	Net Oi Signal	Price Action Signal	VWAP Diff	Strike	Nifty PCR	Nifty LTP	Time	NET Oi	+▲-▼	Net Oi Signal	Price Action Signal	VWAP Diff	Strike	BN PCR	BN LTP
14:04:31	2196660	0	Bullish	Bearish	72.61		4.6	21,212.40	14:04:31	223985	0	Bullish	Bearish	185.22		1.4	47,420.40
14:05:28	2183441	-13219	Bullish	Bearish	69.27		4.44	21,197.25	14:05:28	215569	-8416	Bullish	Bearish	126.25		1.38	47,374.50
14:06:30	2183441	0	Bullish	Bearish	50.01		4.44	21,191.90	14:06:30	215569	0	Bullish	Bearish	87.98		1.38	47,363.80
14:07:30	2183441	0	Bullish	Bearish	49.85		4.44	21,190.70	14:07:30	220603	5034	Bullish	Bearish	69.67		1.39	47,358.75
14:08:29	2124640	-58801	Bullish	Bearish	54.89		4.2	21,197.05	14:08:29	188855	-31748	Bullish	Bearish	69.67		1.34	47,378.35
14:09:29	2124640	0	Bullish	Bearish	59.64		4.2	21,195.45	14:09:29	188855	0	Bullish	Bearish	115.50		1.34	47,388.45
14:10:31	2162804	38164	Bullish	Bearish	51.40		4.26	21,197.95	14:10:31	188855	0	Bullish	Bearish	109.50		1.34	47,388.70
14:11:29	2147290	-15514	Bullish	Bullish	59.49		4.16	21,208.30	14:11:29	189354	499	Bullish	Bullish	140.93		1.34	47,428.10
14:12:29	2147290	0	Bullish	Bearish	64.75		4.16	21,200.70	14:12:29	189354	0	Bullish	Bearish	133.80		1.34	47,411.05
14:13:25	2147290	0	Bullish	Bearish	54.83		4.16	21,196.10	14:13:25	189354	0	Bullish	Bearish	121.25		1.34	47,382.45
14:14:29	2129128	-18162	Bullish	Bearish	55.14		4.02	21,195.90	14:14:29	181685	-7669	Bullish	Bearish	118.39		1.32	47,392.85
14:15:28	2129128	0	Bullish	Bearish	58.52		4.02	21,211.45	14:15:28	181686	1	Bullish	Bullish	137.53		1.32	47,464.30
14:16:31	2129128	0	Bullish	Bullish	68.94		4.02	21,216.80	14:16:31	181686	0	Bullish	Bullish	188.48		1.32	47,460.80
14:17:29	2158108	28980	Bullish	Bullish	77.91		4.14	21,226.65	14:17:29	180574	-1112	Bullish	Bullish	192.13		1.32	47,462.10
14:18:29	2158108	0	Bullish	Bullish	79.85		4.14	21,219.80	14:18:29	180574	0	Bullish	Bullish	166.96		1.32	47,427.55
14:19:29	2155425	-2683	Bullish	Bullish	71.14		4.26	21,219.10	14:19:29	180574	0	Bullish	Bullish	158.34		1.32	47,441.40
14:20:26	2155480	55	Bullish	Bullish	79.99		4.26	21,224.15	14:20:26	176586	-3988	Bullish	Bullish	166.47		1.31	47,443.60
14:21:31	2155480	0	Bullish	Bullish	74.15		4.26	21,221.70	14:21:31	176586	0	Bullish	Bullish	148.74		1.31	47,447.05
14:22:29	2155480	0	Bullish	Bullish	84.33		4.26	21,225.55	14:22:29	176587	1	Bullish	Bullish	193.29		1.31	47,454.60
14:23:29	2173544	18064	Bullish	Bullish	90.61		4.21	21,231.35	14:23:29	173431	-3156	Bullish	Bullish	186.69		1.3	47,453.85
14:24:29	2173544	0	Bullish	Bullish	98.17		4.21	21,234.90	14:24:29	173431	0	Bullish	Bullish	186.33		1.3	47,460.35
14:25:30	2173544	0	Bullish	Bullish	107.84		4.21	21,245.90	14:25:30	173431	0	Bullish	Bullish	247.40		1.3	47,524.30
14:26:29	2196409	22865	Bullish	Bullish	107.35		4.71	21,248.10	14:26:29	169945	-3486	Bullish	Bullish	253.89		1.3	47,519.15
14:27:29	2196409	0	Bullish	Bullish	106.00		4.71	21,233.95	14:27:29	169948	3	Bullish	Bullish	242.32		1.3	47,499.90
14:28:29	2168644	-27765	Bullish	Bullish	101.60		4.7	21,235.70	14:28:29	169948	0	Bullish	Bullish	231.91		1.3	47,501.40
14:29:31	2163484	-5160	Bullish	Bullish	105.09		4.66	21,237.10	14:29:31	191866	21918	Bullish	Bullish	238.23		1.34	47,510.05
14:30:30	2163484	0	Bullish	Bullish	110.58		4.66	21,238.35	14:30:30	191869	3	Bullish	Bullish	278.14		1.34	47,533.95
14:31:30	2163484	0	Bullish	Bullish	110.77		4.66	21,243.55	14:31:30	191869	0	Bullish	Bullish	301.70		1.34	47,538.70
14:32:31	2121910	-41574	Bullish	Bullish	113.48		4.44	21,250.10	14:32:31	203626	11757	Bullish	Bullish	303.93		1.37	47,585.10
14:33:29	2121910	0	Bullish	Bullish	121.23		4.44	21,247.85	14:33:29	203537	-89	Bullish	Bullish	347.37		1.37	47,606.15
14:34:30	2121910	0	Bullish	Bullish	126.17		4.44	21,256.40	14:34:30	203537	0	Bullish	Bullish	411.38		1.37	47,654.50
14:35:30	2073050	-48860	Bullish	Bullish	122.92		4.55	21,249.95	14:35:30	246151	42614	Bullish	Bullish	404.78		1.47	47,647.05
14:36:30	2073050	0	Bullish	Bullish	125.08		4.55	21,252.60	14:36:30	246151	0	Bullish	Bullish	423.22		1.47	47,667.30
14:37:31	2073050	0	Bullish	Bullish	124.61		4.55	21,251.35	14:37:31	246150	-1	Bullish	Bullish	420.55		1.47	47,692.30
14:38:29	2062864	-10186	Bullish	Bullish	130.98		4.55	21,249.05	14:38:29	288828	42678	Bullish	Bullish	448.45		1.58	47,709.45
14:39:30	2062864	0	Bullish	Bearish	119.25		4.55	21,233.25	14:39:30	288828	0	Bullish	Bullish	396.34		1.58	47,657.10

Nifty ATM		Current Expiry		Exp High : 21,185.40	-102.95	Breakout	Resistanc	21500	BN ATM	Thursday		Exp High : 47,512.10	-420.30	Breakout	Resistanc	48000	
21250		2023-12-21		Exp Low : 20,882.50	94.30	Not Break	Support	21250	47800		Exp Low : 46,832.80	86.90	Not Break	Support	47000		
Time	NET Oi	+▲-▼	Net Oi Signal	Price Action Signal	VWAP Diff	Strike	Nifty PCR	Nifty LTP	Time	NET Oi	+▲-▼	Net Oi Signal	Price Action Signal	VWAP Diff	Strike	BN PCR	BN LTP
14:40:26	2007981	-54883	Bullish	Bullish	122.89		4.46	21,257.60	14:40:26	288828	0	Bullish	Bullish	438.97		1.58	47,704.95
14:41:29	2023430	15449	Bullish	Bullish	135.02		4.58	21,254.75	14:41:29	313852	25024	Bullish	Bullish	497.53		1.64	47,761.75
14:42:30	2023430	0	Bullish	Bullish	138.19		4.58	21,270.05	14:42:30	313852	0	Bullish	Bullish	537.74		1.64	47,840.85
14:43:29	2023430	0	Bullish	Bullish	142.09		4.58	21,268.25	14:43:29	313816	-36	Bullish	Bullish	499.90		1.64	47,803.15
14:44:29	2017919	-5511	Bullish	Bullish	151.84		5.16	21,266.40	14:44:29	342320	28504	Bullish	Bullish	503.37		1.74	47,784.25
14:45:30	2017919	0	Bullish	Bullish	145.70		5.16	21,267.65	14:45:30	342320	0	Bullish	Bullish	525.56		1.74	47,803.60
14:46:31	2017919	0	Bullish	Bullish	142.64		5.16	21,260.00	14:46:31	342330	10	Bullish	Bullish	521.30		1.74	47,784.15
14:47:25	1973476	-44443	Bullish	Bullish	136.93		5.03	21,269.80	14:47:25	361262	18932	Bullish	Bullish	517.36		1.78	47,857.95
14:48:29	1973476	0	Bullish	Bullish	145.36		5.03	21,268.35	14:48:29	361266	4	Bullish	Bullish	587.51		1.78	47,887.00
14:49:30	1973476	0	Bullish	Bullish	139.66		5.03	21,271.65	14:49:30	361266	0	Bullish	Bullish	551.77		1.78	47,877.45
14:50:31	1957589	-15887	Bullish	Bullish	144.25		5.18	21,264.35	14:50:31	399890	38624	Bullish	Bullish	602.44		1.9	47,906.35
14:51:29	1957589	0	Bullish	Bullish	137.05		5.18	21,261.80	14:51:29	399888	-2	Bullish	Bullish	608.47		1.9	47,886.65
14:52:30	1957589	0	Bullish	Bullish	139.95		5.18	21,257.60	14:52:30	399888	0	Bullish	Bullish	627.24		1.9	47,926.35
14:53:31	1896648	-60941	Bullish	Bearish	131.02		5.04	21,249.60	14:53:31	422802	22914	Bullish	Bullish	571.39		1.94	47,859.75
14:54:29	1896648	0	Bullish	Bearish	124.23		5.04	21,253.75	14:54:29	422802	0	Bullish	Bullish	563.90		1.94	47,876.60
14:55:30	1896648	0	Bullish	Bearish	115.28		5.04	21,242.95	14:55:30	422802	0	Bullish	Bearish	533.97		1.94	47,824.85
14:56:30	1829607	-67041	Bullish	Bearish	121.72		4.74	21,251.40	14:56:30	440625	17823	Bullish	Bullish	549.46		2.02	47,832.35
14:57:31	1829607	0	Bullish	Bearish	118.81		4.74	21,240.85	14:57:31	440640	15	Bullish	Bullish	549.46		2.02	47,812.50
14:58:26	1812465	-17142	Bullish	Bearish	112.59		4.58	21,244.90	14:58:26	440640	0	Bullish	Bullish	495.20		2.02	47,805.90
14:59:29	1783364	-29101	Bullish	Bearish	123.81		4.52	21,248.10	14:59:29	445256	4616	Bullish	Bullish	553.38		2.02	47,835.95
15:00:30	1783364	0	Bullish	Bearish	127.95		4.52	21,247.55	15:00:30	445256	0	Bullish	Bearish	537.02		2.02	47,821.55
15:01:26	1783364	0	Bullish	Bearish	118.70		4.52	21,237.00	15:01:26	445258	2	Bullish	Bearish	505.01		2.02	47,804.30
15:02:29	1721694	-61670	Bullish	Bearish	118.06		4.19	21,248.35	15:02:29	444160	-1098	Bullish	Bearish	500.04		2.01	47,816.70
15:03:29	1721694	0	Bullish	Bearish	116.83		4.19	21,239.60	15:03:29	444387	227	Bullish	Bearish	489.27		2.01	47,790.65
15:04:29	1721694	0	Bullish	Bearish	112.28		4.19	21,242.70	15:04:29	444387	0	Bullish	Bearish	487.28		2.01	47,777.90
15:05:29	1658194	-63500	Bullish	Bearish	114.34		3.9	21,237.85	15:05:29	445136	749	Bullish	Bearish	506.26		2.01	47,792.20
15:06:33	1658194	0	Bullish	Bearish	114.60		3.9	21,247.00	15:06:33	445137	1	Bullish	Bearish	507.86		2.01	47,818.20
15:07:29	1658194	0	Bullish	Bearish	114.13		3.9	21,243.30	15:07:29	445137	0	Bullish	Bearish	500.38		2.01	47,805.60
15:08:29	1437174	-221020	Bullish	Bearish	102.88		3.41	21,236.30	15:08:29	447123	1986	Bullish	Bearish	480.29		2.01	47,789.05
15:09:27	1437174	0	Bullish	Bearish	98.88		3.41	21,239.65	15:09:27	447123	0	Bullish	Bearish	496.25		2.01	47,806.95
15:10:29	1437174	0	Bullish	Bearish	94.93		3.41	21,233.95	15:10:29	447129	6	Bullish	Bearish	496.43		2.01	47,787.40
15:11:30	1259370	-177804	Bullish	Bearish	88.01		3.14	21,236.15	15:11:30	449120	1991	Bullish	Bearish	476.36		2.03	47,801.55
15:12:26	1259370	0	Bullish	Bullish	96.24		3.14	21,248.65	15:12:26	449137	17	Bullish	Bullish	518.85		2.03	47,839.55
15:13:29	1259370	0	Bullish	Bullish	115.55		3.14	21,256.50	15:13:29	449137	0	Bullish	Bullish	598.07		2.03	47,872.35
15:14:25	1181007	-78363	Bullish	Bullish	131.42		3.22	21,259.70	15:14:25	462389	13252	Bullish	Bullish	609.86		2.09	47,920.45
15:15:29	1181007	0	Bullish	Bullish	120.31		3.22	21,255.15	15:15:29	462389	0	Bullish	Bullish	616.78		2.09	47,908.75






Nifty ATM	Nifty Spot	Nifty Pre C	Nifty Open	Nifty High	Nifty Low	India VIX	Current Expiry	Exp High	21,185.40	-102.95	Breakout	Resistanc	21500	BN ATM	BN Spot	BN Pre CL	BN Open	BN High	BN Low	India VIX	Thursday	Exp High	47,512.10	-420.30	Breakout	Resistanc	48000		
21250	21,255.05	21150.15	21,033.95	21,288.35	20,976.80	13.76	2023-12-21	Exp Low	20,882.50	94.30	Not Break	Support	21250	47800	47,840.15	47,445.30	47,172.45	47,932.40	46,819.70	13.76		Exp Low	46,832.80	86.90	Not Break	Support	47000		
Time	Call COI (Bearish ▼)	Call COI (+▲▼)	Short Covering	Put COI (Bullish ▲)	Put COI (+▲▼)	Long UW	NET Oi	+▲▼	Net Oi Signal	Price Action Signal	VWAP Diff	Strike	Nifty PCR	Nifty LTP	Time	Call COI (Bearish ▼)	Call COI (+▲▼)	Short Covering	Put COI (Bullish ▲)	Put COI (+▲▼)	Long Unwinding	NET Oi	+▲▼	Net Oi Signal	Price Action Signal	VWAP Diff	Strike	BN PCR	BN LTP
09:15:29	342831	0		32518	0		-310313	0	Bearish	Wait	-264.22		0.09	21,033.95	09:15:29	209930	0		164295	0		-45635	0	Bearish	Wait	-501.06		0.78	47,172.45
09:16:29	184923	-157908	Short C	32518	0		-152405	157908	Bearish	Wait	-10.07		0.18	20,993.55	09:16:29	259153	49223		261643	97348		2490	48125	Bullish	Wait	41.25		1.01	47,135.00
09:17:28	839632	654709		50059	17541		-789573	-637168	Bearish	Wait	6.15		0.06	20,993.55	09:17:28	422367	163214		155068	-106575	Long UW	-267299	-269789	Bearish	Wait	6.30		0.37	47,135.00
09:18:29	839632	0		50059	0		-789573	0	Bearish	Wait	9.10		0.06	21,039.70	09:18:29	422367	0		155173	105		-267194	105	Bearish	Wait	69.07	Buy 46800 CE	0.37	47,082.50
09:19:32	361625	-478007	Short C	265311	215252		-96314	693259	Bearish	Wait	24.56	Buy 20900 CE	0.73	21,070.40	09:19:32	265045	-157322	Short C	276979	121806		11934	279128	Bullish	Wait	78.38		1.05	47,182.65
09:20:29	399791	38166		309292	43981		-90499	5815	Bearish	Wait	56.40		0.77	21,058.50	09:20:29	346831	81786		356450	79471		9619	-2315	Bullish	Wait	160.68		1.03	47,206.30
09:21:30	399791	0		309292	0		-90499	0	Bearish	Wait	16.81		0.77	21,050.80	09:21:30	346831	0		356450	0		9619	0	Bullish	Wait	22.01		1.03	47,131.55
09:22:29	400693	902		337326	28034		-63367	27132	Bearish	Wait	35.54		0.84	21,064.65	09:22:29	380282	33451		375732	19282		-4550	-14169	Bearish	Wait	79.63		0.99	47,134.20
09:23:29	498333	97640		390908	53582		-107425	-44058	Bearish	Wait	22.03		0.78	21,047.80	09:23:29	410413	30131		447291	71559		36878	41428	Bullish	Wait	29.64		1.09	47,117.05
09:24:28	505722	7389		411773	20865		-93949	13476	Bearish	Wait	12.18		0.81	21,048.45	09:24:28	417001	6588		453123	5832		36122	-756	Bullish	Wait	54.65		1.09	47,128.90
09:25:29	505722	0		411773	0		-93949	0	Bearish	Wait	9.26		0.81	21,049.95	09:25:29	426592	9591		450824	-2299	Long UW	24232	-11890	Bullish	Wait	33.11		1.06	47,102.60
09:26:30	581186	75464		486198	74425		-94988	-1039	Bearish	Wait	1.98		0.84	21,029.35	09:26:30	435064	8454		482834	32010		47788	23556	Bullish	Wait	8.74		1.11	47,068.95
09:27:29	617703	36517		505760	19562		-111943	-16955	Bearish	Wait	-10.05	Buy 21200 PE	0.82	21,018.90	09:27:29	448249	13203		486520	3686		38271	-9517	Bullish	Wait	-22.55	Buy 47300 PE	1.09	47,034.10
09:28:28	664205	46502		521099	15339		-143106	-31163	Bearish	Bearish	-14.36		0.78	21,013.90	09:28:28	462960	14711		493779	7259		30819	-7452	Bullish	Bearish	-15.82		1.07	47,050.60
09:29:28	706351	42146		533020	11921		-173331	-30225	Bearish	Bullish	-5.18		0.75	21,025.60	09:29:28	472450	9490		491733	-2046	Long UW	19283	-11536	Bullish	Bearish	4.16		1.04	47,072.55
09:30:29	706351	0		554433	21413		-151918	21413	Bearish	Bullish	-0.23		0.78	21,030.40	09:30:29	495777	7127		502008	10275		22431	3148	Bullish	Bearish	-1.04		1.05	47,068.25
09:31:29	772408	66057		596241	41808		-176167	-24249	Bearish	Bearish	-4.73		0.77	21,021.75	09:31:29	529200	23343		512119	10111		9199	-13232	Bullish	Bearish	-36.45		1.02	47,043.15
09:32:29	772408	0		596241	0		-176167	0	Bearish	Bearish	-13.12		0.77	21,014.25	09:32:29	505820	2900		524649	12530		18829	9630	Bullish	Bearish	-81.62		1.04	46,991.10
09:33:26	800658	28250		615856	19615		-184802	-8635	Bearish	Bearish	-15.00		0.77	21,022.90	09:33:26	517620	11800		529723	5074		12103	-6726	Bullish	Bearish	-78.95		1.02	46,998.15
09:34:30	711854	-88804	Short C	601139	-14717	Long UW	-110715	74087	Bearish	Bearish	-5.91		0.84	21,024.75	09:34:30	461259	-56361	Short C	399039	-130684	Long UW	-62220	-74323	Bullish	Bearish	-79.77		0.87	46,987.65
09:35:31	727415	15561		601139	0		-126276	-15561	Bearish	Bearish	-10.93		0.83	21,015.15	09:35:31	461259	0		403362	4323		-57897	4323	Bearish	Bearish	-94.74		0.87	46,972.75
09:36:30	785485	58070		631131	29992		-154354	-28078	Bearish	Bearish	-21.11		0.8	21,007.95	09:36:30	478116	16857		404580	1218		-73536	-15639	Bearish	Bearish	-149.35		0.85	46,952.95
09:37:29	814881	29396		639591	8460		-175290	-20936	Bearish	Bearish	-17.94		0.78	21,012.10	09:37:29	514298	36182		403501	-1079	Long UW	-110797	-37261	Bearish	Bearish	-75.63		0.78	46,964.05
09:38:26	816916	2035		662794	23203		-154122	21168	Bearish	Bearish	-16.76		0.81	21,010.35	09:38:26	514298	0		403501	0		-110797	0	Bearish	Bearish	-82.21		0.78	46,984.00
09:39:29	853344	36428		659072	-3722	Long UW	-194272	-40150	Bearish	Bullish	-9.60		0.77	21,052.00	09:39:29	514997	699		393093	-10408	Long UW	-121904	-1107	Bearish	Bearish	-44.03		0.76	47,061.20
09:40:29	861931	8587		668186	9114		-193745	527	Bearish	Bullish	39.68	Buy 20900 CE	0.78	21,066.55	09:40:29	530846	15849		396225	3132		-134621	-12717	Bearish	Bullish	62.15	Buy 46800 CE	0.75	47,110.55
09:41:29	870769	8838		673343	5157		-197426	-3681	Bearish	Bullish	9.49		0.77	21,036.85	09:41:29	530846	0		396225	0		-134621	0	Bearish	Bearish	-6.59		0.75	47,038.05
09:42:27	887774	17005		685336	11993		-202438	-5012	Bearish	Bullish	26.87		0.77	21,059.90	09:42:27	532536	1690		404174	7949		-128362	6259	Bearish	Bullish	19.95		0.76	47,091.80
09:43:31	838373	-49401	Short C	707372	22036		-131001	71437	Bearish	Bullish	30.35		0.84	21,061.35	09:43:31	545238	12702		417251	13077		-127987	375	Bearish	Bullish	29.08		0.77	47,075.90
09:44:29	829502	-8871	Short C	711079	3707		-118423	12578	Bearish	Bullish	32.85		0.86	21,071.90	09:44:29	545774	536		417251	0		-128523	-536	Bearish	Bullish	62.44		0.76	47,132.60
09:45:28	834703	5201		726946	15867		-107757	10666	Bearish	Bullish	36.29		0.87	21,067.30	09:45:28	548676	2902		424527	7276		-124149	4374	Bearish	Bullish	61.29		0.77	47,125.45
09:46:30	827224	-7479	Short C	762369	35423		-64855	42902	Bearish	Bullish	35.01		0.92	21,076.35	09:46:30	544764	-3912	Short C	436054	11527		-108710	15439	Bearish	Bullish	52.40		0.8	47,122.05
09:47:30	850627	23403		784436	22067		-66191	-1336	Bearish	Bullish	50.84		0.92	21,094.95	09:47:30	545445	681		436054	0		-109391	-681	Bearish	Bullish	86.16		0.8	47,152.80
09:48:29	857888	7261		805044	20608		-52844	13347	Bearish	Bullish	49.26		0.94	21,079.50	09:48:29	547395	1950		443127	7073		-104268	5123	Bearish	Bullish	84.71		0.81	47,137.50
09:49:28	828905	-28983	Short C	851824	46780		22919	75763	Bullish	Bullish	47.14		1.03	21,067.55	09:49:28	545938	7543		444307	1180		-110631	-6363	Bearish	Bullish	65.25		0.8	47,112.70
09:50:29	844281	15376		892351	40527		48070	25151	Bullish	Bullish	29.10		1.06	21,046.55	09:50:29	555110	172		444214	-93		-110896	-265	Bearish	Bullish	25.05		0.8	47,071.45
09:51:30	856392	12111		892351	0		35959	-12111	Bullish	Bullish	19.96		1.04	21,061.60	09:51:30	555110	0		454988	10774		-100122	10774	Bearish	Bullish	14.15		0.82	47,097.10
09:52:30	876483	20091		945748	53397		69265	33306	Bullish	Bullish	26.51		1.08	21,055.15	09:52:30	560113	5003		462430	7442		-97683	2439	Bearish	Bullish	38.40			



Nifty ATM	Nifty Spot	Nifty Pre C	Nifty Open	Nifty High	Nifty Low	India VIX	Current Expiry	Exp High	21,185.40	-102.95	Breakout	Resistanc	21500	BN ATM	BN Spot	BN Pre CL	BN Open	BN High	BN Low	India VIX	Thursday	Exp High	47,512.10	-420.30	Breakout	Resistanc	48000		
21250	21,255.05	21150.15	21,033.95	21,288.35	20,976.80	13.76	2023-12-21	Exp Low	20,882.50	94.30	Not Break	Support	21250	47800	47,840.15	47,445.30	47,172.45	47,932.40	46,919.70	13.76		Exp Low	46,832.80	86.90	Not Break	Support	47000		
Time	Call COI (Bearish ▼)	Call COI (+▲+▼)	Short Covering	Put COI (Bullish ▲)	Put COI (+▲+▼)	Long UW	NET Oi	+▲-▼	Net Oi Signal	Price Action Signal	VWAP Diff	Strike	Nifty PCR	Nifty LTP	Time	Call COI (Bearish ▼)	Call COI (+▲+▼)	Short Covering	Put COI (Bullish ▲)	Put COI (+▲+▼)	Long Unwinding	NET Oi	+▲-▼	Net Oi Signal	Price Action Signal	VWAP Diff	Strike	BN PCR	BN LTP
10:17:29	971714	0	0	1460034	0		488320	0	Bullish	Bullish	60.16	1.5	21,118.50	10:17:29	595019	30	0	508775	14883		-86244	14853	Bearish	Bullish	139.84		0.86	47,209.15	
10:18:30	971714	0	0	1460034	0		488320	0	Bullish	Bullish	77.47	1.5	21,121.45	10:18:30	595648	629	0	509212	437		-86436	-192	Bearish	Bullish	164.00		0.85	47,238.05	
10:19:29	1003034	31320	0	1560043	100009		557009	68689	Bullish	Bullish	77.85	1.56	21,128.35	10:19:29	602103	6455	0	518066	8854		-84037	2399	Bearish	Bullish	179.63		0.86	47,269.90	
10:20:30	1003034	0	0	1560043	0		557009	0	Bullish	Bullish	84.82	1.56	21,143.70	10:20:30	602103	0	0	518066	0		-84037	0	Bearish	Bullish	228.50		0.86	47,292.60	
10:21:29	1012103	9069	0	1560043	0		547940	-9069	Bullish	Bullish	75.51	1.54	21,136.65	10:21:29	603646	1543	0	518392	326		-85254	-1217	Bearish	Bullish	203.08		0.86	47,288.50	
10:22:38	1047450	35347	0	1570663	10620		523213	-24727	Bullish	Bullish	72.52	1.5	21,131.40	10:22:38	575801	-27845	Short C	517779	-613		-58022	27232	Bearish	Bullish	210.72		0.9	47,277.10	
10:23:29	1047450	0	0	1629283	58620		581833	0	Bullish	Bullish	78.89	1.56	21,129.80	10:23:29	575801	0	0	517779	0		-58022	0	Bearish	Bullish	209.20		0.9	47,256.20	
10:24:28	1055610	8160	0	1627068	-2215	Long UW	571458	-10375	Bullish	Bullish	68.49	1.54	21,127.35	10:24:28	571250	-4551	Short C	515910	-1869	Long UW	-55340	2682	Bearish	Bullish	169.15		0.9	47,250.45	
10:25:29	1068486	12876	0	1685473	58405		616987	45529	Bullish	Bullish	74.25	1.58	21,135.00	10:25:29	567981	-3269	Short C	528616	12706		-39365	15975	Bearish	Bullish	188.23		0.93	47,269.10	
10:26:29	1082974	14488	0	1692962	7489		609988	-6999	Bullish	Bullish	82.11	1.56	21,135.00	10:26:29	574934	6953	0	530086	1470		-44848	-5483	Bearish	Bullish	208.93		0.92	47,276.10	
10:27:29	1082974	0	0	1692962	0		609988	0	Bullish	Bearish	75.91	1.56	21,134.85	10:27:29	574938	4	0	530086	0		-44852	-4	Bearish	Bullish	191.96		0.92	47,266.60	
10:28:29	1104890	21916	0	1759829	66867		654939	44951	Bullish	Bullish	68.70	1.59	21,127.30	10:28:29	574938	0	0	560613	30527		-14325	30527	Bearish	Bullish	187.92		0.98	47,268.10	
10:29:29	1104890	0	0	1759829	0		654939	0	Bullish	Bullish	66.75	1.59	21,121.80	10:29:29	591445	16507	0	560613	0		-30832	-16507	Bearish	Bullish	186.35		0.95	47,269.10	
10:30:28	1104890	0	0	1759829	0		654939	0	Bullish	Bearish	62.29	1.59	21,118.40	10:30:28	591445	0	0	560613	0		-30832	0	Bearish	Bullish	181.95		0.95	47,256.40	
10:31:29	1121798	16908	0	1778359	18530		656561	1622	Bullish	Bearish	51.13	1.59	21,096.65	10:31:29	598729	7284	0	560613	0		-38116	-7284	Bearish	Bullish	138.39		0.94	47,189.95	
10:32:29	1121798	0	0	1778359	0		656561	0	Bullish	Bearish	29.12	1.59	21,059.10	10:32:29	598729	0	0	563888	3275		-34841	3275	Bearish	Bearish	83.61		0.94	47,138.65	
10:33:29	1121798	0	0	1778359	0		656561	0	Bullish	Bearish	20.02	1.59	21,074.05	10:33:29	598729	0	0	563888	0		-34841	0	Bearish	Bearish	102.56		0.94	47,189.50	
10:34:30	1163081	41283	0	1667928	-110431	Long UW	504847	-151714	Bullish	Bearish	9.32	1.43	21,070.20	10:34:30	588036	-10693	Short C	566411	2523		-21625	13216	Bearish	Bearish	80.72		0.96	47,164.60	
10:35:29	1163081	0	0	1667928	0		504847	0	Bullish	Bearish	5.85	1.43	21,070.95	10:35:29	588036	0	0	566411	0		-21625	0	Bearish	Bearish	62.09		0.96	47,150.55	
10:36:29	1163081	0	0	1667928	0		504847	0	Bullish	Bearish	18.78	1.43	21,081.00	10:36:29	588036	0	0	566411	0		-21625	0	Bearish	Bearish	79.97		0.96	47,157.55	
10:37:26	1189392	26311	0	1667928	0		478536	-26311	Bullish	Bearish	20.46	1.4	21,087.00	10:37:26	596463	8427	0	572694	6283		-23769	-2144	Bearish	Bearish	93.20		0.96	47,190.40	
10:38:29	1189392	0	0	1704278	36350		514886	36350	Bullish	Bearish	23.18	1.43	21,077.25	10:38:29	596407	-56	0	572694	0		-23713	56	Bearish	Bearish	98.57		0.96	47,168.45	
10:39:29	1189392	0	0	1704278	0		514886	0	Bullish	Bearish	17.41	1.43	21,079.55	10:39:29	596407	0	0	572694	0		-23713	0	Bearish	Bearish	84.66		0.96	47,165.45	
10:40:30	1213388	23996	0	1753294	49016		539906	25020	Bullish	Bearish	14.58	1.44	21,084.40	10:40:30	596407	0	0	572694	0		-23713	0	Bearish	Bearish	83.21		0.96	47,178.25	
10:41:29	1213388	0	0	1753294	0		539906	0	Bullish	Bearish	20.29	1.44	21,084.80	10:41:29	603646	7239	0	576157	3463		-27489	-3776	Bearish	Bearish	89.96		0.95	47,188.70	
10:42:29	1213388	0	0	1753294	0		539906	0	Bullish	Bearish	20.29	1.44	21,084.05	10:42:29	603646	0	0	576157	0		-27489	0	Bearish	Bearish	71.56		0.95	47,187.00	
10:43:29	1213388	0	0	1797975	44681		584587	44681	Bullish	Bullish	61.85	1.48	21,135.55	10:43:29	607456	3810	0	568336	-7821	Long UW	-39120	-11631	Bearish	Bullish	128.28		0.94	47,261.05	
10:44:31	1189116	-24272	Short C	1797975	0		608859	24272	Bullish	Bullish	73.87	1.51	21,150.35	10:44:31	607456	0	0	568336	0		-39120	0	Bearish	Bullish	142.52		0.94	47,241.75	
10:45:29	1189116	0	0	1797975	0		608859	0	Bullish	Bullish	85.10	1.51	21,148.85	10:45:29	607456	0	0	568336	0		-39120	0	Bearish	Bullish	177.90		0.94	47,270.40	
10:46:25	1189116	0	0	1854864	56889		665748	56889	Bullish	Bullish	85.93	1.56	21,148.65	10:46:25	600988	-6468	Short C	551696	-16640	Long UW	-49292	-10172	Bearish	Bullish	184.39		0.92	47,282.70	
10:47:29	937528	-251588	Short C	1854864	0		917336	251588	Bullish	Bullish	88.31	1.98	21,152.15	10:47:29	600988	0	0	551696	0		-49292	0	Bearish	Bullish	169.90		0.92	47,295.75	
10:48:29	937528	0	0	1854864	0		917336	0	Bullish	Bullish	79.47	1.98	21,148.35	10:48:29	600988	0	0	551696	0		-49292	0	Bearish	Bullish	171.01		0.92	47,279.65	
10:49:31	890855	-46673	Short C	1905262	50398		1014407	97071	Bullish	Bullish	84.69	2.14	21,151.60	10:49:31	600988	0	0	548535	-3161	Long UW	-52453	-3161	Bearish	Bullish	165.22		0.91	47,288.80	
10:50:29	890855	0	0	1905262	0		1014407	0	Bullish	Bullish	80.56	2.14	21,145.75	10:50:29	601501	513	0	548479	-56		-53022	-569	Bearish	Bullish	177.78		0.91	47,279.85	
10:51:29	890855	0	0	1905262	0		1014407	0	Bullish	Bullish	75.07	2.14	21,132.65	10:51:29	601501	0	0	548479	0		-53022	0	Bearish	Bullish	170.00		0.91	47,263.40	
10:52:40	918793	27938	0	1954401	49139		1035608	21201	Bullish	Bullish	62.84	2.13	21,141.20	10:52:40	599769	-1732	Short C	551077	2598		-48692	4330	Bearish	Bullish	147.62		0.92	47,290.75	
10:53:29	918793	0	0	1954401	0		1035608	0	Bullish	Bullish	69.33	2.13	21,142.20	10:53:29	599769	0	0	551077	0		-48692	0	Bearish	Bullish	167.28		0.92	47,271.20	
10:54:29	918793	0	0	1954401	0		1035608	0	Bullish	Bullish	79.87	2.13	21,146.05	10:54:29	599769	0	0	551077	0		-48692	0	Bearish	Bullish	179.57		0.92	47,289.10	
10:55:29	944316	25523	0	2001962	47561		1057646	22038	Bullish	Bullish	76.95	2.12	21,141.70	10:55:29	608198	8429	0	550392	-685		-57806	-9114	Bearish	Bullish	197.89				


Nifty ATM	Nifty Spot	Nifty Pre CL	Nifty Open	Nifty High	Nifty Low	India VIX	Current Expiry	Exp High	21,185.40	-102.95	Breakout	Resistanc	21500	BN ATM	BN Spot	BN Pre CL	BN Open	BN High	BN Low	India VIX	Thursday	Exp High	47,512.10	-420.30	Breakout	Resistanc	48000		
21250	21,255.05	21150.15	21,033.95	21,288.35	20,976.80	13.76	2023-12-21	Exp Low	20,882.50	94.30	Not Break	Support	21250	47800	47,840.15	47,445.30	47,172.45	47,932.40	46,919.70	13.76		Exp Low	46,832.80	86.90	Not Break	Support	47000		
Time	Call COI (Bearish ▼)	Call COI (+▲-▼)	Short Covering	Put COI (Bullish ▲)	Put COI (+▲-▼)	Long UW	NET Oi	+▲-▼	Net Oi Signal	Price Action Signal	VWAP Diff	Strike	Nifty PCR	Nifty LTP	Time	Call COI (Bearish ▼)	Call COI (+▲-▼)	Short Covering	Put COI (Bullish ▲)	Put COI (+▲-▼)	Long Unwinding	NET Oi	+▲-▼	Net Oi Signal	Price Action Signal	VWAP Diff	Strike	BN PCR	BN LTP
11:19:30	1050477	17442		2192411	-20974	Long UW	1141934	-38416	Bullish	Bearish	49.17		2.09	21,132.95	11:19:30	554716	0		653926	0		99210	0	Bullish	Bearish	153.37		1.18	47,343.60
11:21:29	1050477	0		2192411	0		1141934	0	Bullish	Bearish	64.31		2.09	21,144.40	11:21:29	541598	-13118	Short C	628639	-25287	Long UW	87041	-12169	Bullish	Bearish	198.04		1.16	47,350.00
11:22:27	1053246	2769		2220510	28099		1167264	25330	Bullish	Bearish	63.48		2.11	21,140.90	11:22:27	545513	3915		628639	0		83126	-3915	Bullish	Bearish	196.35		1.15	47,353.10
11:23:30	1053246	0		2220510	0		1167264	0	Bullish	Bullish	66.91		2.11	21,144.70	11:23:30	545498	-15		620700	-7939	Long UW	75202	-7924	Bullish	Bearish	193.14		1.14	47,351.25
11:24:29	1053246	0		2220510	0		1167264	0	Bullish	Bearish	62.90		2.11	21,137.40	11:24:29	545498	0		620700	0		75202	0	Bullish	Bearish	182.95		1.14	47,335.70
11:25:28	1054396	1150		2220510	0		1166114	-1150	Bullish	Bullish	69.83		2.11	21,152.95	11:25:28	545498	0		624069	3369		78571	3369	Bullish	Bearish	195.24		1.14	47,356.00
11:26:33	1054396	0		2266995	46485		1212599	46485	Bullish	Bullish	74.32		2.15	21,153.85	11:26:33	545995	497		624069	0		78074	-497	Bullish	Bearish	240.25		1.14	47,374.30
11:27:29	1054396	0		2266995	0		1212599	0	Bullish	Bullish	73.13		2.15	21,149.50	11:27:29	545995	0		624069	0		78074	0	Bullish	Bearish	215.55		1.14	47,346.25
11:28:29	1054396	0		2303570	36575		1249174	36575	Bullish	Bearish	67.59		2.18	21,147.15	11:28:29	545995	0		619435	-4634	Long UW	73440	-4634	Bullish	Bearish	186.01		1.13	47,346.65
11:29:29	1064880	10484		2303570	0		1238690	-10484	Bullish	Bearish	63.96		2.16	21,144.60	11:29:29	552829	6834		619435	0		66606	-6834	Bullish	Bearish	186.34		1.12	47,336.75
11:30:30	1064880	0		2303570	0		1238690	0	Bullish	Bearish	60.16		2.16	21,140.45	11:30:30	552825	-4		619435	0		66610	4	Bullish	Bearish	153.85		1.12	47,320.25
11:31:29	1079802	14922		2330601	27031		1250799	12109	Bullish	Bullish	60.13		2.16	21,149.40	11:31:29	557684	4859		619435	0		61751	-4859	Bullish	Bearish	158.64		1.11	47,329.70
11:32:29	1079802	0		2330601	0		1250799	0	Bullish	Bullish	59.85		2.16	21,148.65	11:32:29	557674	-10		617912	-1523	Long UW	60238	-1513	Bullish	Bullish	157.81		1.11	47,335.80
11:33:30	1079802	0		2330601	0		1250799	0	Bullish	Bullish	68.15		2.16	21,151.85	11:33:30	557674	0		617912	0		60238	0	Bullish	Bearish	182.94		1.11	47,339.00
11:34:30	1093906	14104		2330601	0		1236695	-14104	Bullish	Bullish	69.56		2.13	21,160.35	11:34:30	564406	6732		618850	938		54444	-5794	Bullish	Bullish	174.83		1.1	47,357.05
11:35:29	1093906	0		2392426	61825		1298520	61825	Bullish	Bullish	76.53		2.19	21,158.20	11:35:29	564395	-11		618850	0		54455	11	Bullish	Bullish	169.02		1.1	47,358.95
11:36:29	1093906	0		2392426	0		1298520	0	Bullish	Bullish	71.23		2.19	21,154.45	11:36:29	564395	0		618850	0		54455	0	Bullish	Bearish	177.35		1.1	47,349.80
11:37:28	1083836	-10070	Short C	2429182	36756		1345346	46826	Bullish	Bullish	69.18		2.24	21,155.85	11:37:28	564395	0		616034	-2816	Long UW	51639	-2816	Bullish	Bullish	176.83		1.09	47,349.45
11:38:29	1083836	0		2429182	0		1345346	0	Bullish	Bullish	71.06		2.24	21,154.20	11:38:29	567302	2907		616008	-26		48706	-2933	Bullish	Bearish	182.10		1.09	47,354.50
11:39:31	1083836	0		2429182	0		1345346	0	Bullish	Bearish	70.66		2.24	21,151.35	11:39:31	567302	0		616008	0		48706	0	Bullish	Bearish	176.66		1.09	47,346.20
11:40:31	1083836	0		2441160	11978		1357324	11978	Bullish	Bullish	73.94		2.25	21,152.35	11:40:31	567302	0		616008	0		48706	0	Bullish	Bullish	186.58		1.09	47,347.65
11:41:30	1090356	6520		2441160	0		1350804	-6520	Bullish	Bullish	71.92		2.24	21,157.15	11:41:30	565846	-1456	Short C	620907	4899		55061	6355	Bullish	Bullish	201.25		1.1	47,357.95
11:42:29	1090356	0		2441160	0		1350804	0	Bullish	Bullish	73.69		2.24	21,157.70	11:42:29	565846	0		620907	0		55061	0	Bullish	Bullish	204.62		1.1	47,375.10
11:43:31	1102491	12135		2454011	12851		1351520	716	Bullish	Bullish	79.65		2.23	21,158.85	11:43:31	565765	-81		624451	3544		58686	3625	Bullish	Bullish	208.48		1.1	47,369.95
11:44:33	1102491	0		2454011	0		1351520	0	Bullish	Bullish	70.64		2.23	21,157.70	11:44:33	565765	0		624451	0		58686	0	Bullish	Bullish	195.70		1.1	47,355.30
11:45:29	1102491	0		2454011	0		1351520	0	Bullish	Bearish	69.30		2.23	21,147.65	11:45:29	565765	0		624451	0		58686	0	Bullish	Bullish	169.02		1.1	47,349.30
11:46:31	1109583	7092		2454011	0		1344428	-7092	Bullish	Bullish	69.41		2.21	21,156.20	11:46:31	566978	1213		631958	7507		64980	6294	Bullish	Bullish	179.82		1.11	47,351.60
11:47:29	1109578	-5		2468837	14826		1359259	14831	Bullish	Bullish	71.89		2.23	21,173.05	11:47:29	567073	95		631958	0		64885	-95	Bullish	Bullish	190.24		1.11	47,360.75
11:48:29	1109578	0		2468837	0		1359259	0	Bullish	Bullish	89.72		2.23	21,170.20	11:48:29	567072	-1		631958	0		64886	1	Bullish	Bullish	231.91		1.11	47,395.90
11:49:29	1045113	-64465	Short C	2489472	20635		1444359	85100	Bullish	Bullish	69.36		2.38	21,155.65	11:49:29	567072	0		631678	-280		64606	-280	Bullish	Bearish	180.10		1.11	47,336.60
11:50:29	1045113	0		2489472	0		1444359	0	Bullish	Bearish	68.07		2.38	21,154.65	11:50:29	566992	-80		631678	0		64686	80	Bullish	Bearish	151.32		1.11	47,324.55
11:51:28	1045113	0		2489472	0		1444359	0	Bullish	Bearish	69.25		2.38	21,152.50	11:51:28	566992	0		631678	0		64686	0	Bullish	Bearish	165.48		1.11	47,318.55
11:52:29	1074360	29247		2530599	41127		1456239	11880	Bullish	Bullish	66.97		2.36	21,154.05	11:52:29	565728	-1264	Short C	629669	-2009	Long UW	63941	-745	Bullish	Bullish	187.78		1.11	47,349.20
11:53:29	1074360	0		2530599	0		1456239	0	Bullish	Bullish	73.48		2.36	21,163.20	11:53:29	565728	0		629595	-74		63867	-74	Bullish	Bullish	182.47		1.11	47,359.30
11:54:30	1074360	0		2530599	0		1456239	0	Bullish	Bullish	75.52		2.36	21,160.90	11:54:30	565728	0		629595	0		63867	0	Bullish	Bullish	197.25		1.11	47,358.90
11:55:29	1074360	0		2530599	0		1456239	0	Bullish	Bullish	76.75		2.36	21,161.80	11:55:29	562062	-3666	Short C	629595	0		67533	3666	Bullish	Bearish	212.57		1.12	47,360.30
11:56:30	1080307	5947		2559989	29390		1479682	23443	Bullish	Bullish	78.59		2.37	21,168.85	11:56:30	562186	124		630426	831		68240	707	Bullish	Bearish	209.23		1.12	47,363.30
11:57:30	1080307	0		2559989	0		1479682	0	Bullish	Bullish	81.51		2.37	21,165.75	11:57:30	562186	0		630426	0		68240	0	Bullish	Bullish	221.55		1.12	47,369.70
11:58:29	1080307	0		2577631	17642		1497324	17642	Bullish	Bullish	79.51		2.39	21,161.95	11:58:29	562186	0		630426	0		68240							

Nifty ATM	Nifty Spot	Nifty Pre C	Nifty Open	Nifty High	Nifty Low	India VIX	Current Expiry	Exp High	21,185.40	-102.95	Breakout	Resistanc	21500	BN ATM	BN Spot	BN Pre CL	BN Open	BN High	BN Low	India VIX	Thursday	Exp High	47,512.10	-420.30	Breakout	Resistanc	48000		
21250	21,255.05	21150.15	21,033.95	21,288.35	20,976.80	13.76	2023-12-21	Exp Low	20,882.50	94.30	Not Break	Support	21250	47800	47,840.15	47,445.30	47,172.45	47,932.40	46,919.70	13.76		Exp Low	46,832.80	86.90	Not Break	Support	47000		
Time	Call COI (Bearish ▼)	Call COI (+▲-▼)	Short Covering	Put COI (Bullish ▲)	Put COI (+▲-▼)	Long UW	NET Oi	+▲-▼	Net Oi Signal	Price Action Signal	VWAP Diff	Strike	Nifty PCR	Nifty LTP	Time	Call COI (Bearish ▼)	Call COI (+▲-▼)	Short Covering	Put COI (Bullish ▲)	Put COI (+▲-▼)	Long Unwinding	NET Oi	+▲-▼	Net Oi Signal	Price Action Signal	VWAP Diff	Strike	BN PCR	BN LTP
12:22:30	966091			2754294	13965		1788203	13965	Bullish	Bearish	94.70		2.85	21,183.75	12:22:30	577436	0		658255	688		80819	688	Bullish	Bullish	209.32		1.14	47,382.75
12:23:28	961127	-4964	Short C	2754294	0		1793167	4964	Bullish	Bearish	88.06		2.87	21,180.80	12:23:28	578878	1442		658615	360		79737	-1082	Bullish	Bearish	182.29		1.14	47,363.35
12:24:27	961127	0		2754294	0		1793167	0	Bullish	Bullish	88.85		2.87	21,185.25	12:24:27	578878	0		658615	0		79737	0	Bullish	Bullish	192.40		1.14	47,376.25
12:25:29	950494	-10633	Short C	2780245	25951		1829751	36584	Bullish	Bullish	93.08		2.93	21,186.65	12:25:29	580721	1843		658615	0		77894	-1843	Bullish	Bullish	207.08		1.13	47,382.90
12:26:32	950494	0		2780245	0		1829751	0	Bullish	Bullish	97.13		2.93	21,198.95	12:26:32	580792	71		660284	1669		79492	1598	Bullish	Bullish	226.61		1.14	47,404.05
12:27:29	950494	0		2780245	0		1829751	0	Bullish	Bullish	100.75		2.93	21,189.90	12:27:29	580792	0		660284	0		79492	0	Bullish	Bullish	229.26		1.14	47,389.45
12:28:30	893789	-56705	Short C	2757924	-22321	Long UW	1864135	34384	Bullish	Bullish	102.54		3.09	21,193.95	12:28:30	585479	4687		665483	5199		80004	512	Bullish	Bullish	227.47		1.14	47,405.15
12:29:29	893821	32		2785730	27806		1891909	27774	Bullish	Bullish	105.59		3.12	21,204.10	12:29:29	585404	-75		665483	0		80079	75	Bullish	Bullish	242.63		1.14	47,422.80
12:30:30	893821	0		2785730	0		1891909	0	Bullish	Bullish	104.26		3.12	21,205.50	12:30:30	585404	0		665483	0		80079	0	Bullish	Bullish	245.76		1.14	47,425.90
12:31:29	893821	0		2785730	0		1891909	0	Bullish	Bullish	114.02		3.12	21,213.25	12:31:29	585404	0		667627	2144		82223	2144	Bullish	Bullish	278.71		1.14	47,459.20
12:32:29	787388	-106433	Short C	2763331	-22399	Long UW	1975943	84034	Bullish	Bullish	119.76		3.51	21,214.25	12:32:29	570992	-14412	Short C	667627	0		96635	14412	Bullish	Bullish	285.08		1.17	47,462.05
12:33:29	787388	0		2763331	0		1975943	0	Bullish	Bullish	120.87		3.51	21,214.25	12:33:29	570992	0		667627	0		96635	0	Bullish	Bullish	271.04		1.17	47,456.60
12:34:29	787388	0		2751125	-12206	Long UW	1963737	-12206	Bullish	Bullish	120.94		3.49	21,212.70	12:34:29	570995	3		667627	0		96632	-3	Bullish	Bullish	265.61		1.17	47,444.75
12:35:30	765652	-21736	Short C	2751125	0		1985473	21736	Bullish	Bullish	116.14		3.59	21,211.85	12:35:30	571758	763		684571	16944		112813	16181	Bullish	Bullish	256.58		1.2	47,423.50
12:36:28	765652	0		2751125	0		1985473	0	Bullish	Bullish	112.02		3.59	21,209.15	12:36:28	571758	0		684571	0		112813	0	Bullish	Bullish	271.20		1.2	47,445.45
12:37:30	769901	4249		2734812	-16313	Long UW	1964911	-20562	Bullish	Bullish	115.19		3.55	21,209.05	12:37:30	570899	-859		684571	0		113672	859	Bullish	Bullish	273.71		1.2	47,445.10
12:38:30	769901	0		2776666	41854		2006765	41854	Bullish	Bullish	119.06		3.61	21,220.00	12:38:30	570904	5		695826	11255		124922	11250	Bullish	Bullish	309.52		1.22	47,472.50
12:39:30	769901	0		2776666	0		2006765	0	Bullish	Bullish	121.35		3.61	21,226.60	12:39:30	570904	0		695826	0		124922	0	Bullish	Bullish	345.70		1.22	47,502.90
12:40:29	690184	-79717	Short C	2785386	8720		2095202	88437	Bullish	Bullish	131.22		4.04	21,237.75	12:40:29	570904	0		700496	4670		129592	4670	Bullish	Bullish	384.90		1.23	47,538.95
12:41:29	690184	0		2785386	0		2095202	0	Bullish	Bullish	136.41		4.04	21,235.90	12:41:29	524180	-46724	Short C	700496	0		176316	46724	Bullish	Bullish	399.67		1.34	47,576.30
12:42:30	690184	0		2785386	0		2095202	0	Bullish	Bullish	133.26		4.04	21,235.70	12:42:30	524180	0		700496	0		176316	0	Bullish	Bullish	414.56		1.34	47,579.40
12:43:30	690184	0		2793810	8424		2103826	8424	Bullish	Bullish	133.08		4.05	21,242.30	12:43:30	524180	0		700496	0		176316	0	Bullish	Bullish	405.55		1.34	47,582.90
12:44:29	658782	-31402	Short C	2793810	0		2135028	31402	Bullish	Bullish	140.39		4.24	21,243.75	12:44:29	511625	-12555	Short C	725439	24943		213814	37498	Bullish	Bullish	425.13		1.42	47,584.35
12:45:26	658782	0		2793810	0		2135028	0	Bullish	Bullish	142.09		4.24	21,250.20	12:45:26	511625	0		725439	0		213814	0	Bullish	Bullish	422.85		1.42	47,596.45
12:46:29	585817	-72965	Short C	2769552	-24258	Long UW	2183735	48707	Bullish	Bullish	148.00		4.73	21,247.80	12:46:29	511625	0		725439	0		213814	0	Bullish	Bullish	409.50		1.42	47,586.90
12:47:29	585817	0		2769552	0		2183735	0	Bullish	Bullish	131.53		4.73	21,240.95	12:47:29	513801	2176		747989	22550		234188	20374	Bullish	Bullish	378.38		1.46	47,565.30
12:48:29	585817	0		2769552	0		2183735	0	Bullish	Bullish	132.92		4.73	21,239.95	12:48:29	513791	-10		747989	0		234198	10	Bullish	Bullish	378.38		1.46	47,542.95
12:49:29	569317	-16500	Short C	2806892	37340		2237575	53840	Bullish	Bullish	134.32		4.93	21,240.95	12:49:29	515624	1833		747989	0		232365	-1833	Bullish	Bullish	389.66		1.45	47,572.65
12:50:30	569317	0		2806892	0		2237575	0	Bullish	Bullish	136.85		4.93	21,241.25	12:50:30	515618	-6		762972	14983		247354	14989	Bullish	Bullish	392.52		1.48	47,588.15
12:51:29	569317	0		2806892	0		2237575	0	Bullish	Bullish	140.23		4.93	21,246.60	12:51:29	515618	0		762972	0		247354	0	Bullish	Bullish	388.51		1.48	47,585.40
12:52:30	569317	0		2806892	0		2237575	0	Bullish	Bullish	137.05		4.93	21,240.85	12:52:30	522047	6429		772183	9211		250136	2782	Bullish	Bullish	374.87		1.48	47,567.50
12:53:29	572847	3530		2828837	21945		2255990	18415	Bullish	Bearish	131.58		4.94	21,237.15	12:53:29	522050	3		772183	0		250133	-3	Bullish	Bullish	367.41		1.48	47,557.25
12:54:30	572847	0		2828837	0		2255990	0	Bullish	Bullish	139.33		4.94	21,244.85	12:54:30	522050	0		772183	0		250133	0	Bullish	Bullish	378.08		1.48	47,580.90
12:55:29	575680	2833		2828837	0		2253157	-2833	Bullish	Bullish	133.72		4.91	21,250.55	12:55:29	521783	-267		784393	12210		262610	12477	Bullish	Bearish	371.28		1.5	47,578.20
12:56:30	575680	0		2848039	19202		2272359	19202	Bullish	Bullish	149.33		4.95	21,250.45	12:56:30	521300	-483		784094	-299		262794	184	Bullish	Bullish	426.56		1.5	47,588.85
12:57:29	575680	0		2848039	0		2272359	0	Bullish	Bullish	143.64		4.95	21,244.80	12:57:29	521300	0		784094	0		262794	0	Bullish	Bearish	364.47		1.5	47,571.05
12:58:29	575680	0		2821572	-26467	Long UW	2245892	-26467	Bullish	Bearish	133.81		4.9	21,242.60	12:58:29	521300	0		784094	0		262794	0	Bullish	Bearish	364.47		1.5	47,551.35
12:59:29	551884	-23796	Short C	2821572	0		2269688	23796	Bullish	Bearish	131.27		5.11	21,247.45	12:59:29	519702	-1598	Short C	784437	343		264735	1941	Bullish	Bearish	331.96		1.51	47,557.30
13:00:29	551884	0		2821572	0		2269688	0	Bullish	Bullish	132.62		5.11	21,241.35	13														

Nifty ATM		Nifty Spot	Nifty Pre C	Nifty Open	Nifty High	Nifty Low	India VIX	Current Expiry							BN ATM	BN Spot	BN Pre CL	BN Open	BN High	BN Low	India VIX	Thursday	Current Expiry						
21250	21,255.05	21150.15	21,033.95	21,288.35	20,976.80	13.76	2023-12-21	Exp Low	20,882.50	94.30	Not Break	Support	21250	47800	47,840.15	47,445.30	47,172.45	47,932.40	46,919.70	13.76	47000	Exp Low	46,832.80	86.90	Not Break	Support	47000		
Time	Call COI (Bearish ▼)	Call COI (+▲-▼)	Short Covering	Put COI (Bullish ▲)	Put COI (+▲-▼)	Long UW	NET Oi	+▲-▼	Net Oi Signal	Price Action Signal	VWAP Diff	Strike	Nifty PCR	Nifty LTP	Time	Call COI (Bearish ▼)	Call COI (+▲-▼)	Short Covering	Put COI (Bullish ▲)	Put COI (+▲-▼)	Long Unwinding	NET Oi	+▲-▼	Net Oi Signal	Price Action Signal	VWAP Diff	Strike	BN PCR	BN LTP
13:24:29	591760	21		2929021	0		2337261	-21	Bullish	Bullish	117.13		4.95	21,238.60	13:24:29	548538	0		794220			245682	0	Bullish	Bullish	263.03		1.45	47,520.70
13:25:29	600328	8568		2929021	0		2328693	-8568	Bullish	Bullish	114.05		4.88	21,242.60	13:25:29	548538	0		792281	-1939	Long UW	243743	-1939	Bullish	Bullish	255.01		1.44	47,508.30
13:26:29	600353	25		2951277	2256		2350924	2231	Bullish	Bullish	118.86		4.92	21,226.70	13:26:29	552910	4372		792281	0		239371	-4372	Bullish	Bullish	278.80		1.43	47,516.05
13:27:29	600353	0		2951277	0		2350924	0	Bullish	Bullish	114.61		4.92	21,239.55	13:27:29	552910	0		792281	0		239371	0	Bullish	Bullish	259.63		1.43	47,508.60
13:28:29	602384	2031		2959740	8463		2357356	6432	Bullish	Bearish	115.65		4.91	21,236.35	13:28:29	555314	2404		792281	0		236967	-2404	Bullish	Bearish	251.58		1.43	47,500.30
13:29:29	602331	-53		2959740	0		2357409	53	Bullish	Bearish	114.33		4.91	21,242.25	13:29:29	558890	3576		788613	-3668	Long UW	229723	-7244	Bullish	Bearish	270.16		1.41	47,521.20
13:30:29	602353	22		2959740	0		2357387	-22	Bullish	Bearish	115.14		4.91	21,240.35	13:30:29	558886	-4		788613	0		229727	4	Bullish	Bearish	259.35		1.41	47,525.15
13:31:29	602353	0		2991759	32019		2389406	32019	Bullish	Bullish	122.10		4.97	21,249.35	13:31:29	558886	0		788613	0		229727	0	Bullish	Bullish	293.25		1.41	47,548.05
13:32:29	604950	2597		2991759	0		2386809	-2597	Bullish	Bullish	120.62		4.95	21,248.90	13:32:29	555358	-3528	Short C	795189	6576		239831	10104	Bullish	Bullish	293.26		1.43	47,545.50
13:33:29	604950	0		2991759	0		2386809	0	Bullish	Bullish	135.12		4.95	21,259.45	13:33:29	555358	0		795189	0		239831	0	Bullish	Bullish	322.72		1.43	47,585.60
13:34:31	604950	0		2961164	-30595	Long UW	2356214	-30595	Bullish	Bullish	137.92		4.89	21,260.90	13:34:31	555358	0		795189	0		239831	0	Bullish	Bullish	318.85		1.43	47,575.65
13:35:29	552340	-52610	Short C	2942468	-18696	Long UW	2390128	33914	Bullish	Bullish	138.31		5.33	21,265.95	13:35:29	556755	1397		797261	2072		240506	675	Bullish	Bullish	293.91		1.43	47,550.20
13:36:30	552340	0		2942468	0		2390128	0	Bullish	Bullish	142.88		5.33	21,263.70	13:36:30	556730	-25		797261	0		240531	25	Bullish	Bullish	289.08		1.43	47,539.95
13:37:29	552340	0		2942468	0		2390128	0	Bullish	Bullish	137.55		5.33	21,252.55	13:37:29	556730	0		794499	-2762	Long UW	237769	-2762	Bullish	Bearish	276.46		1.43	47,520.20
13:38:29	548906	-3434	Short C	2891281	-51187	Long UW	2342375	-47753	Bullish	Bullish	125.24		5.27	21,243.00	13:38:29	557592	862		794499	0		236907	-862	Bullish	Bearish	252.60		1.42	47,496.05
13:39:31	548906	0		2891281	0		2342375	0	Bullish	Bearish	90.79		5.27	21,211.10	13:39:31	557592	0		794499	0		236907	0	Bullish	Bearish	196.54		1.42	47,451.55
13:40:30	585411	36505		2812718	-78563	Long UW	2227307	-115068	Bullish	Bearish	86.08		4.8	21,200.60	13:40:30	557592	0		794499	0		236907	0	Bullish	Bearish	198.92		1.42	47,424.10
13:41:29	585411	0		2812718	0		2227307	0	Bullish	Bearish	76.74		4.8	21,203.75	13:41:29	557023	-569		788467	-6032	Long UW	231444	-5463	Bullish	Bearish	172.19		1.42	47,436.20
13:42:28	585411	0		2812718	0		2227307	0	Bullish	Bearish	57.75		4.8	21,187.45	13:42:28	557047	24		788467	0		231420	-24	Bullish	Bearish	168.52		1.42	47,414.75
13:43:31	649339	63928		2812718	0		2163379	-63928	Bullish	Bearish	56.53		4.33	21,202.75	13:43:31	557047	0		788467	0		231420	0	Bullish	Bearish	195.03		1.42	47,439.25
13:44:29	649339	0		2767782	-44936	Long UW	2118443	-44936	Bullish	Bearish	81.67		4.26	21,214.05	13:44:29	560082	3035		796065	7598		235983	4563	Bullish	Bearish	195.03		1.42	47,468.05
13:45:29	649339	0		2767782	0		2118443	0	Bullish	Bearish	80.74		4.26	21,205.70	13:45:29	560082	0		796065	0		235983	0	Bullish	Bearish	230.32		1.42	47,474.05
13:46:30	649339	0		2767782	0		2118443	0	Bullish	Bearish	72.22		4.26	21,209.15	13:46:30	560082	0		796065	0		235983	0	Bullish	Bearish	229.15		1.42	47,465.35
13:47:30	631721	-17618	Short C	2729369	-38413	Long UW	2097648	-20795	Bullish	Bearish	53.48		4.32	21,194.15	13:47:30	559586	-496		791672	-4393	Long UW	232086	-3897	Bullish	Bearish	174.76		1.41	47,429.85
13:48:30	631721	0		2729369	0		2097648	0	Bullish	Bearish	55.16		4.32	21,192.35	13:48:30	559588	2		791672	0		232086	-2	Bullish	Bearish	169.53		1.41	47,425.95
13:49:29	631721	0		2729369	0		2097648	0	Bullish	Bearish	61.42		4.32	21,199.20	13:49:29	559588	0		791672	0		232086	0	Bullish	Bearish	188.83		1.41	47,436.30
13:50:28	642983	11262		2754287	24918		2111304	13656	Bullish	Bearish	61.10		4.28	21,205.60	13:50:28	554786	-4802	Short C	797742	6070		242956	10872	Bullish	Bearish	180.98		1.44	47,439.70
13:51:30	642983	0		2754287	0		2111304	0	Bullish	Bearish	80.51		4.28	21,238.65	13:51:30	554786	0		797742	0		242956	0	Bullish	Bullish	222.35		1.44	47,517.55
13:52:30	568213	-74770	Short C	2705210	-49077	Long UW	2136997	25693	Bullish	Bullish	94.17		4.76	21,235.25	13:52:30	554786	0		797742	0		242956	0	Bullish	Bullish	249.48		1.44	47,502.70
13:53:29	568213	0		2705210	0		2136997	0	Bullish	Bullish	96.19		4.76	21,232.10	13:53:29	556104	1318		791588	-6154	Long UW	235484	-7472	Bullish	Bullish	227.31		1.42	47,472.65
13:54:30	568213	0		2705210	0		2136997	0	Bullish	Bullish	91.91		4.76	21,226.35	13:54:30	556104	0		791588	0		235484	0	Bullish	Bullish	208.85		1.42	47,470.35
13:55:29	568213	0		2705210	0		2136997	0	Bullish	Bullish	71.53		4.76	21,217.90	13:55:29	556104	0		791588	0		235484	0	Bullish	Bullish	155.94		1.42	47,437.15
13:56:30	567842	-371		2700117	-5093	Long UW	2132275	-4722	Bullish	Bullish	80.12		4.76	21,217.15	13:56:30	559690	3586		795143	3555		235453	-31	Bullish	Bullish	185.22		1.42	47,441.20
13:57:30	567842	0		2700117	0		2132275	0	Bullish	Bullish	76.71		4.76	21,214.70	13:57:30	559690	0		795143	0		235453	0	Bullish	Bearish	164.10		1.42	47,427.15
13:58:29	567842	0		2700117	0		2132275	0	Bullish	Bearish	72.61		4.76	21,203.10	13:58:29	563521	3831		795143	0		231622	-3831	Bullish	Bearish	148.01		1.41	47,424.40
13:59:47	595458	27616		2750055	49938		2154597	22322	Bullish	Bullish	77.28		4.62	21,222.65	13:59:47	563526	5		791792	-3351	Long UW	228266	-3356	Bullish	Bearish	174.59		1.41	47,446.65
14:00:30	595458	0		2750055	0		2154597	0	Bullish	Bullish	77.28		4.62	21,222.65	14:00:30	563526	0		791792	0		228266	0	Bullish	Bullish	174.59		1.41	47,446.65
14:01:32	609791	14333		2750055	0		2140264	-14333	Bullish	Bullish	85.09		4.51	21,225.70	14:01:32	563526	0		791792	0		228266	0	Bullish	Bullish	174.32		1.41	47,453.85
14:02:29	609785	-6		2806445	56390		2196660	56396	Bullish	Bullish	89.02		4.6	21,221.95	14:02:29	564295	769		788279	-3513	Long UW	223984	-4282	Bullish	Bullish	177.36		1.4	47,437.60
14:03:30	609785	0		2806445	0		2196660	0	Bullish	Bullish	78.31		4.6	21,211.40	14:03:30	564294	-1		788279	0		223985	1	Bullish	Bearish	153.89		1.4	47,414.05
14:04:31	609785	0		2806445	0		2196660	0	Bullish	Bearish	72.61		4.6	21,212.40	14:04:31	564294	0		788279	0		223985	0	Bullish	Bearish	185.22		1.4	47,420.40
14:05:28	634482	24697		2817923	11478		2183441	-13219	Bullish	Bearish	69.27		4.44	21,197.25	14:05:28	568787	4493		784356	-3923	Long UW	215569	-8416	Bullish	Bearish	126.25		1.38	47,374.50
14:06:30	634482	0		2817923	0		2183441	0	Bullish	Bearish	50.01		4.44	21,191.90	14:06:30	568787	0		784356	0		215569	0	Bullish	Bearish	87.98		1.38	47,363.80
14:07:30	634482	0		2817923	0		2183441	0	Bullish	Bearish	49.85		4.44	21,190.70	14:07:30	563753	-5034	Short C	784356	0		220603	5034	Bullish					


Nifty ATM	Nifty Spot	Nifty Pre C	Nifty Open	Nifty High	Nifty Low	India VIX	Current Expiry	Exp High	21,185.40	-102.95	Breakout	Resistanc	21500	BN ATM	BN Spot	BN Pre CL	BN Open	BN High	BN Low	India VIX	Thursday	Exp High	47,512.10	-420.30	Breakout	Resistanc	48000		
21250	21,255.05	21150.15	21,033.95	21,288.35	20,976.80	13.76	2023-12-21	Exp Low	20,882.50	94.30	Not Break	Support	21250	47800	47,840.15	47,445.30	47,172.45	47,932.40	46,919.70	13.76		Exp Low	46,832.80	86.90	Not Break	Support	47000		
Time	Call COI (Bearish ▼)	Call COI (+▲-▼)	Short Covering	Put COI (Bullish ▲)	Put COI (+▲-▼)	Long UW	NET Oi	+▲-▼	Net Oi Signal	Price Action Signal	VWAP Diff	Strike	Nifty PCR	Nifty LTP	Time	Call COI (Bearish ▼)	Call COI (+▲-▼)	Short Covering	Put COI (Bullish ▲)	Put COI (+▲-▼)	Long Unwinding	NET Oi	+▲-▼	Net Oi Signal	Price Action Signal	VWAP Diff	Strike	BN PCR	BN LTP
14:26:29	592192	-85533	Short C	2788601	-62488	Long UW	2196409	22865	Bullish	Bullish	107.35	4.71	21,248.10	14:26:29	569923	-4367	Short C	739868	-7853	Long UW	169945	-3486	Bullish	Bullish	253.89	1.3	47,519.15		
14:27:29	592192	0		2788601	0		2196409	0	Bullish	Bullish	106.00	4.71	21,233.95	14:27:29	569920	-3		739868	0		169948	3	Bullish	Bullish	242.32	1.3	47,499.90		
14:28:29	586457	-5735	Short C	2755101	-33500	Long UW	2168644	-27765	Bullish	Bullish	101.60	4.7	21,235.70	14:28:29	569920	0		739868	0		169948	0	Bullish	Bullish	231.91	1.3	47,501.40		
14:29:31	591617	5160		2755101	0		2163484	-5160	Bullish	Bullish	105.09	4.66	21,237.10	14:29:31	562217	-7703	Short C	754083	14215		191866	21918	Bullish	Bullish	238.23	1.34	47,510.05		
14:30:30	591617	0		2755101	0		2163484	0	Bullish	Bullish	110.58	4.66	21,238.35	14:30:30	562214	-3		754083	0		191869	3	Bullish	Bullish	278.14	1.34	47,533.95		
14:31:30	591617	0		2755101	0		2163484	0	Bullish	Bullish	110.77	4.66	21,243.55	14:31:30	562214	0		754083	0		191869	0	Bullish	Bullish	301.70	1.34	47,538.70		
14:32:31	617675	26058		2739585	-15516	Long UW	2121910	-41574	Bullish	Bullish	113.48	4.44	21,250.10	14:32:31	553978	-8236	Short C	757604	3521		203626	11757	Bullish	Bullish	303.93	1.37	47,585.10		
14:33:29	617675	0		2739585	0		2121910	0	Bullish	Bullish	121.23	4.44	21,247.85	14:33:29	554067	89		757604	0		203537	-89	Bullish	Bullish	347.37	1.37	47,606.15		
14:34:30	617675	0		2739585	0		2121910	0	Bullish	Bullish	126.17	4.44	21,256.40	14:34:30	554067	0		757604	0		203537	0	Bullish	Bullish	411.38	1.37	47,654.50		
14:35:30	584767	-32908	Short C	2657817	-81768	Long UW	2073050	-48860	Bullish	Bullish	122.92	4.55	21,249.95	14:35:30	518895	-35172	Short C	765046	7442		246151	42614	Bullish	Bullish	404.78	1.47	47,647.05		
14:36:30	584767	0		2657817	0		2073050	0	Bullish	Bullish	125.08	4.55	21,252.60	14:36:30	518895	0		765046	0		246151	0	Bullish	Bullish	423.22	1.47	47,667.30		
14:37:31	584767	0		2657817	0		2073050	0	Bullish	Bullish	124.61	4.55	21,251.35	14:37:31	518896	1		765046	0		246150	-1	Bullish	Bullish	420.55	1.47	47,692.30		
14:38:29	580586	-4181	Short C	2643450	-14367	Long UW	2062864	-10186	Bullish	Bullish	130.98	4.55	21,249.05	14:38:29	498234	-20662	Short C	787062	22016		288828	42678	Bullish	Bullish	448.45	1.58	47,709.45		
14:39:30	580586	0		2643450	0		2062864	0	Bullish	Bearish	119.25	4.55	21,233.25	14:39:30	498234	0		787062	0		288828	0	Bullish	Bullish	396.34	1.58	47,657.10		
14:40:26	580586	0		2588567	-54883	Long UW	2007981	-54883	Bullish	Bullish	122.89	4.46	21,257.60	14:40:26	498234	0		787062	0		288828	0	Bullish	Bullish	438.97	1.58	47,704.95		
14:41:29	565137	-15449	Short C	2588567	0		2023430	15449	Bullish	Bullish	135.02	4.58	21,254.75	14:41:29	492725	-5509	Short C	806577	19515		313852	25024	Bullish	Bullish	497.53	1.64	47,761.75		
14:42:30	565137	0		2588567	0		2023430	0	Bullish	Bullish	138.19	4.58	21,270.05	14:42:30	492725	0		806577	0		313852	0	Bullish	Bullish	537.74	1.64	47,840.85		
14:43:29	565137	0		2588567	0		2023430	0	Bullish	Bullish	142.09	4.58	21,268.25	14:43:29	492725	0		806541	-36		313816	-36	Bullish	Bullish	499.90	1.64	47,803.15		
14:44:29	484566	-80571	Short C	2502485	-86082	Long UW	2017919	-5511	Bullish	Bullish	151.84	5.16	21,266.40	14:44:29	464221	-28504	Short C	806541	0		342320	28504	Bullish	Bullish	503.37	1.74	47,784.25		
14:45:30	484566	0		2502485	0		2017919	0	Bullish	Bullish	145.70	5.16	21,267.65	14:45:30	464221	0		806541	0		342320	0	Bullish	Bullish	525.56	1.74	47,803.60		
14:46:31	484566	0		2502485	0		2017919	0	Bullish	Bullish	142.64	5.16	21,260.00	14:46:31	464211	-10		806541	0		342330	10	Bullish	Bullish	521.30	1.74	47,784.15		
14:47:25	489387	4821		2462863	-39622	Long UW	1973476	-44443	Bullish	Bullish	136.93	5.03	21,269.80	14:47:25	460575	-3636	Short C	821837	15296		361262	18932	Bullish	Bullish	517.36	1.78	47,857.95		
14:48:29	489387	0		2462863	0		1973476	0	Bullish	Bullish	145.36	5.03	21,268.35	14:48:29	460571	-4		821837	0		361266	4	Bullish	Bullish	587.51	1.78	47,887.00		
14:49:30	489387	0		2462863	0		1973476	0	Bullish	Bullish	139.66	5.03	21,271.65	14:49:30	460571	0		821837	0		361266	0	Bullish	Bullish	551.77	1.78	47,877.45		
14:50:31	468003	-21384	Short C	2425592	-37271	Long UW	1957589	-15887	Bullish	Bullish	144.25	5.18	21,264.35	14:50:31	442540	-18031	Short C	842430	20593		399890	38624	Bullish	Bullish	602.44	1.9	47,906.35		
14:51:29	468003	0		2425592	0		1957589	0	Bullish	Bullish	137.05	5.18	21,261.80	14:51:29	442542	2		842430	0		399888	-2	Bullish	Bullish	608.47	1.9	47,886.65		
14:52:30	468003	0		2425592	0		1957589	0	Bullish	Bullish	139.95	5.18	21,257.60	14:52:30	442542	0		842430	0		399888	0	Bullish	Bullish	627.24	1.9	47,926.35		
14:53:31	469460	1457		2366108	-59484	Long UW	1896648	-60941	Bullish	Bearish	131.02	5.04	21,249.60	14:53:31	447763	5221		870565	28135		422802	22914	Bullish	Bullish	571.39	1.94	47,859.75		
14:54:29	469460	0		2366108	0		1896648	0	Bullish	Bearish	124.23	5.04	21,253.75	14:54:29	447763	0		870565	0		422802	0	Bullish	Bullish	563.90	1.94	47,876.60		
14:55:30	469460	0		2366108	0		1896648	0	Bullish	Bearish	115.28	5.04	21,242.95	14:55:30	447763	0		870565	0		422802	0	Bullish	Bearish	533.97	1.94	47,824.85		
14:56:30	489141	19681		2318748	-47360	Long UW	1829607	-67041	Bullish	Bearish	121.72	4.74	21,251.40	14:56:30	433423	-14340	Short C	874048	3483		440625	17823	Bullish	Bullish	549.46	2.02	47,832.35		
14:57:31	489141	0		2318748	0		1829607	0	Bullish	Bearish	118.81	4.74	21,240.85	14:57:31	433408	-15		874048	0		440640	15	Bullish	Bullish	549.46	2.02	47,812.50		
14:58:26	506283	17142		2318748	0		1812465	-17142	Bullish	Bearish	112.59	4.58	21,244.90	14:58:26	433408	0		874048	0		440640	0	Bullish	Bullish	495.20	2.02	47,805.90		
14:59:29	506297	14		2289661	-29087	Long UW	1783364	-29101	Bullish	Bearish	123.81	4.52	21,248.10	14:59:29	437239	3831		882495	8447		445256	4616	Bullish	Bullish	553.38	2.02	47,835.95		
15:00:30	506297	0		2289661	0		1783364	0	Bullish	Bearish	127.95	4.52	21,247.55	15:00:30	437239	0		882495	0		445256	0	Bullish	Bearish	537.02	2.02	47,821.55		
15:01:26	506297	0		2289661	0		1783364	0	Bullish	Bearish	118.70	4.52	21,237.00	15:01:26	437237	-2		882495	0		445258	2	Bullish	Bearish	505.01	2.02	47,804.30		
15:02:29	539329	33032		2261023	-28638	Long UW	1721694	-61670	Bullish	Bearish	118.06	4.19	21,248.35	15:02:29	440837	3600		884997	2502		444160	-1098	Bullish	Bearish	500.04	2.01	47,816.70		
15:03:29	539329	0		2261023	0		1721694	0	Bullish	Bearish	116.83	4.19	21,239.60	15:03:29	440610	-227		884997	0		444387	227	Bullish	Bearish	489.27	2.01	47,790.65		
15:04:29	539329	0		2261023	0		1721694	0	Bullish	Bearish	112.28	4.19	21,242.70	15:04:29	440610	0		884997	0		444387	0	Bullish	Bearish	487.28	2.01	47,777.90		
15:05:29	572534	33205		2230728	-30295	Long UW	1658194	-63500	Bullish	Bearish	114.34	3.9	21,237.85	15:05:29	442572	1962		887708											

Nifty ATM	Nifty Spot	Nifty Pre C	Nifty Open	Nifty High	Nifty Low	India VIX	Current Expiry	Exp High	21,185.40	-102.95	Breakout	Resistanc	21500	BN ATM	BN Spot	BN Pre CL	BN Open	BN High	BN Low	India VIX	Thursday		Exp High	47,512.10	-420.30	Breakout	Resistanc	48000	
21250	21,255.05	21150.15	21,033.95	21,288.35	20,976.80	13.76	2023-12-21	Exp Low	20,882.50	94.30	Not Break	Support	21250	47800	47,840.15	47,445.30	47,172.45	47,932.40	46,919.70	13.76			Exp Low	46,832.80	86.90	Not Break	Support	47000	
Time	Call COI (Bearish ▼)	Call COI +▲-▼	Short Covering	Put COI (Bullish ▲)	Put COI +▲-▼	Long UW	NET Oi	+▲-▼	Net Oi Signal	Price Action Signal	VWAP Diff	Strike	Nifty PCR	Nifty LTP	Time	Call COI (Bearish ▼)	Call COI +▲-▼	Short Covering	Put COI (Bullish ▲)	Put COI +▲-▼	Long Unwinding	NET Oi	+▲-▼	Net Oi Signal	Price Action Signal	VWAP Diff	Strike	BN PCR	BN LTP
15:28:36	277359	0		1203158	0		925799	0	Bullish	Bullish	122.88		4.34	21,262.55	15:28:36	369044	0		816713	0		447669	0	Bullish	Bearish	463.09		2.21	47,820.15
15:29:30	239615	-37744	Short C	1009724	-193434	Long UW	770109	-155690	Bullish	Bullish	122.88		4.21	21,268.80	15:29:30	352691	-16353	Short C	775403	-41310	Long UW	422712	-24957	Bullish	Bearish	459.95		2.2	47,822.90
15:30:30	239615	0		1009724	0		770109	0	Bullish	Bullish	132.06		4.21	21,272.65	15:30:30	352406	-285		775403	0		422997	285	Bullish	Bearish	492.80		2.2	47,821.85

Nifty ATM	Nifty Spot	Nifty Pre CL	Nifty Open	Nifty High	Nifty Low	India VIX	Current Expiry	Exp High	21,185.40	-102.95	Breakeout	Resistanc	21500	BN ATM	BN Spot	BN Pre CL	BN Open	BN High	BN Low	India VIX	Thursday	Exp High	47,512.10	-420.30	Breakeout	Resistanc	48000		
21250	21,255.05	21150.15	21,033.95	21,288.35	20,976.80	13.76	2023-12-21	Exp Low	20,882.50	94.30	Not Break	Support	21250	47800	47,840.15	47,445.30	47,172.45	47,932.40	46,819.70	13.76		Exp Low	46,832.80	86.90	Not Break	Support	47000		
Time	Call COI (Bearish ▼)	Call COI (+▲▼)	Short Covering	Put COI (Bullish ▲)	Put COI (+▲▼)	Long UW	NET Oi	+▲▼	Net Oi Signal	Price Action Signal	VWAP Diff	Strike	Nifty PCR	Nifty LTP	Time	Call COI (Bearish ▼)	Call COI (+▲▼)	Short Covering	Put COI (Bullish ▲)	Put COI (+▲▼)	Long Unwinding	NET Oi	+▲▼	Net Oi Signal	Price Action Signal	VWAP Diff	Strike	BN PCR	BN LTP
09:15:29	342831	0	0	32518	0		-310313	0	Bearish	Wait	-264.22	21050	0.09	21,033.95	09:15:29	209930	0	0	164295	0		-45635	0	Bearish	Wait	-501.06	47200	0.78	47,172.45
09:16:29	184923	-157908	Short C	32518	0		-152405	157908	Bearish	Wait	-10.07	21000	0.18	20,993.55	09:16:29	259153	49223	0	261643	97348		2490	48125	Bullish	Wait	41.25	47100	1.01	47,135.00
09:17:28	839632	654709	0	50059	17541		-789573	-637168	Bearish	Wait	6.15	21000	0.06	20,993.55	09:17:28	422367	163214	0	155068	-106575	Long UW	-267299	-269789	Bearish	Wait	6.30	47100	0.37	47,135.00
09:18:29	839632	0	0	50059	0		-789573	0	Bearish	Wait	9.10	21050	0.06	21,039.70	09:18:29	422367	0	0	155173	105		-267194	105	Bearish	Wait	69.07	47100	0.37	47,082.50
09:19:32	361625	-478007	Short C	265311	215252		-96314	693259	Bearish	Wait	24.56	21050	0.73	21,070.40	09:19:32	265045	-157322	Short C	276979	121806		11934	279128	Bullish	Wait	78.38	47200	1.05	47,182.65
09:20:29	399791	38166	0	309292	43981		-90499	5815	Bearish	Wait	56.40	21050	0.77	21,058.50	09:20:29	346831	81786	0	356450	79471		9619	-2315	Bullish	Wait	160.68	47200	1.03	47,206.30
09:21:30	399791	0	0	309292	0		-90499	0	Bearish	Wait	16.81	21050	0.77	21,050.80	09:21:30	346831	0	0	356450	0		9619	0	Bullish	Wait	22.01	47100	1.03	47,131.55
09:22:29	400693	902	0	337326	28034		-63367	27132	Bearish	Wait	35.54	21050	0.84	21,064.65	09:22:29	380282	33451	0	375732	19282		-4550	-14169	Bearish	Wait	79.63	47100	0.99	47,134.20
09:23:29	498333	97640	0	390908	53582		-107425	-44058	Bearish	Wait	22.03	21050	0.78	21,047.80	09:23:29	410413	30131	0	447291	71559		36878	41428	Bullish	Wait	29.64	47100	1.09	47,117.05
09:24:28	505722	7389	0	411773	20865		-93949	13476	Bearish	Wait	12.18	21050	0.81	21,048.45	09:24:28	417001	6588	0	453123	5832		36122	-756	Bullish	Wait	54.65	47100	1.09	47,128.90
09:25:29	505722	0	0	411773	0		-93949	0	Bearish	Wait	9.26	21050	0.81	21,049.95	09:25:29	426592	9591	0	450824	-2299	Long UW	24232	-11890	Bullish	Wait	33.11	47100	1.06	47,102.60
09:26:30	581186	75464	0	486198	74425		-94988	-1039	Bearish	Wait	1.98	21050	0.84	21,029.35	09:26:30	435046	8454	0	482834	32010		47788	23556	Bullish	Wait	8.74	47100	1.11	47,068.95
09:27:29	617703	36517	0	505760	19562		-111943	-16955	Bearish	Wait	-10.05	21000	0.82	21,018.90	09:27:29	448249	13203	0	486520	3686		38271	-9517	Bullish	Wait	-22.55	47000	1.09	47,034.10
09:28:28	664205	46502	0	512099	15339		-143106	-31163	Bearish	Bearish	-14.36	21000	0.78	21,013.90	09:28:28	462960	14711	0	493779	7259		30819	-7452	Bullish	Bearish	-15.82	47100	1.07	47,050.60
09:29:28	706351	42146	0	533020	11921		-173331	-30225	Bearish	Bullish	-5.18	21050	0.75	21,025.60	09:29:28	472450	9490	0	491733	-2046	Long UW	19283	-11536	Bullish	Bearish	4.16	47100	1.04	47,072.55
09:30:29	706351	0	0	554433	21413		-151918	21413	Bearish	Bullish	-0.23	21050	0.78	21,030.40	09:30:29	479577	7127	0	502008	10275		22431	3148	Bullish	Bearish	-1.04	47100	1.05	47,068.25
09:31:29	772408	66057	0	596241	41808		-176167	-24249	Bearish	Bearish	-4.73	21000	0.77	21,021.75	09:31:29	502920	23343	0	512119	10111		9199	-13232	Bullish	Bearish	-36.45	47000	1.02	47,043.15
09:32:29	772408	0	0	596241	0		-176167	0	Bearish	Bearish	-13.12	21000	0.77	21,014.25	09:32:29	505820	2900	0	524649	12530		18829	9630	Bullish	Bearish	-81.62	47000	1.04	46,991.10
09:33:26	800658	28250	0	615856	19615		-184802	-8635	Bearish	Bearish	-15.00	21000	0.77	21,022.90	09:33:26	517620	11800	0	529723	5074		12103	-6726	Bullish	Bearish	-78.95	47000	1.02	46,998.15
09:34:30	711854	-88804	Short C	601139	0	Long UW	-110715	74087	Bearish	Bearish	-5.91	21000	0.84	21,024.75	09:34:30	461259	-56361	Short C	399039	-130684	Long UW	-62220	-74323	Bullish	Bearish	-79.77	47000	0.87	46,987.65
09:35:31	727415	15561	0	601139	0		-126276	-15561	Bearish	Bearish	-10.93	21000	0.83	21,015.15	09:35:31	461259	0	0	403362	4323		-57897	4323	Bearish	Bearish	-94.74	47000	0.87	46,972.75
09:36:30	785485	58070	0	631131	29992		-154354	-28078	Bearish	Bearish	-21.11	21000	0.8	21,007.95	09:36:30	478116	16857	0	404580	1218		-73536	-15639	Bearish	Bearish	-149.35	47000	0.85	46,952.95
09:37:29	814881	29396	0	639591	8460		-175290	-20936	Bearish	Bearish	-17.94	21000	0.78	21,012.10	09:37:29	514298	36182	0	403501	-1079	Long UW	-110797	-37261	Bearish	Bearish	-75.63	47000	0.78	46,964.05
09:38:26	816916	2035	0	662794	23203		-154122	21168	Bearish	Bearish	-16.76	21000	0.81	21,010.35	09:38:26	514298	0	0	403501	0		-110797	0	Bearish	Bearish	-82.21	47000	0.78	46,984.00
09:39:29	853344	36428	0	659072	-3722	Long UW	-194272	-40150	Bearish	Bullish	-9.60	21050	0.77	21,052.00	09:39:29	514997	699	0	393909	-10408	Long UW	-121904	-11107	Bearish	Bearish	-44.03	47100	0.76	47,061.20
09:40:29	861931	8587	0	668186	9114		-193745	527	Bearish	Bullish	39.68	21050	0.78	21,066.55	09:40:29	530846	15849	0	396225	3132		-134621	-12717	Bearish	Bullish	62.15	47100	0.75	47,110.55
09:41:29	870769	8838	0	673343	5157		-197426	-3681	Bearish	Bullish	9.49	21050	0.77	21,036.85	09:41:29	530846	0	0	396225	0		-134621	0	Bearish	Bearish	-6.59	47000	0.75	47,038.05
09:42:27	887774	17005	0	685336	11993		-202438	-5012	Bearish	Bullish	26.87	21050	0.77	21,059.90	09:42:27	532536	1690	0	404174	7949		-128362	6259	Bearish	Bullish	19.95	47100	0.76	47,091.80
09:43:31	838373	-49401	Short C	707372	22036		-131001	71437	Bearish	Bullish	30.35	21050	0.84	21,061.35	09:43:31	545238	12702	0	417251	13077		-127987	375	Bearish	Bullish	29.08	47100	0.77	47,075.90
09:44:29	829502	-8871	Short C	711079	3707		-118423	12578	Bearish	Bullish	32.85	21050	0.86	21,071.90	09:44:29	545774	536	0	417251	0		-128523	-536	Bearish	Bullish	62.44	47100	0.76	47,132.60
09:45:28	834703	5201	0	726946	15867		-107757	10666	Bearish	Bullish	36.29	21050	0.87	21,067.30	09:45:28	548676	2902	0	424527	7276		-124149	4374	Bearish	Bullish	61.29	47100	0.77	47,125.45
09:46:30	827224	-7479	Short C	762369	35423		-64855	42902	Bearish	Bullish	35.01	21100	0.92	21,076.35	09:46:30	544764	-3912	Short C	436054	11527		-108710	15439	Bearish	Bullish	52.40	47100	0.8	47,122.05
09:47:30	850627	23403	0	784436	22067		-66191	-1336	Bearish	Bullish	50.84	21100	0.92	21,094.95	09:47:30	545445	681	0	436054	0		-109391	-681	Bearish	Bullish	86.16	47200	0.8	47,152.80
09:48:29	857888	7261	0	805044	20608		-52844	13347	Bearish	Bullish	49.26	21100	0.94	21,079.50	09:48:29	547395	1950	0	443127	7073		-104268	5123	Bearish	Bullish	84.71	47100	0.81	47,137.50
09:49:28	828905	-28983	Short C	851824	46780		22919	75763	Bullish	Bullish	47.14	21050	1.03	21,067.55	09:49:28	554938	7543	0	444307	1180		-110631	-6363	Bearish	Bullish	65.25	47100	0.8	47,112.70
09:50:29	844281	15376	0	892351	40270		48070	25151	Bullish	Bullish	29.10	21050	1.06	21,046.55	09:50:29	555110	172	0	444214	-93		-110896	-265	Bearish	Bullish	25.05	47100	0.8	47,071.45
09:51:30	856392	12111	0</																										

Nifty ATM	Nifty Spot	Nifty Pre C	Nifty Open	Nifty High	Nifty Low	India VIX	Current Expiry	Exp High	21,185.40	-102.95	Breakout	Resistanc	21500	BN ATM	BN Spot	BN Pre CL	BN Open	BN High	BN Low	India VIX	Thursday	Observer	Exp High	47,512.10	-420.30	Breakout	Resistanc	48000	
21250	21,255.05	21150.15	21,033.95	21,288.35	20,976.80	13.76	2023-12-21	Exp Low	20,882.50	94.30	Not Break	Support	21250	47800	47,840.15	47,445.30	47,172.45	47,932.40	46,819.70	13.76			Exp Low	46,832.80	86.90	Not Break	Support	47000	
Time	Call COI (Bearish ▼)	Call COI (+▲+▼)	Short Covering	Put COI (Bullish ▲)	Put COI (+▲+▼)	Long UW	NET Oi	+▲+▼	Net Oi Signal	Price Action Signal	VWAP Diff	Strike	Nifty PCR	Nifty LTP	Time	Call COI (Bearish ▼)	Call COI (+▲+▼)	Short Covering	Put COI (Bullish ▲)	Put COI (+▲+▼)	Long Unwinding	NET Oi	+▲+▼	Net Oi Signal	Price Action Signal	VWAP Diff	Strike	BN PCR	BN LTP
10:17:29	971714	0	0	1460034	0	0	488320	0	Bullish	Bullish	60.16	21100	1.5	21,118.50	10:17:29	595019	30	0	508775	14883	0	-86244	14853	Bearish	Bullish	139.84	47200	0.86	47,209.15
10:18:30	971714	0	0	1460034	0	0	488320	0	Bullish	Bullish	77.47	21100	1.5	21,121.45	10:18:30	595648	629	0	509212	437	0	-86436	-192	Bearish	Bullish	164.00	47200	0.85	47,238.05
10:19:29	1003034	31320	0	1560043	100009	0	557009	68689	Bullish	Bullish	77.85	21150	1.56	21,128.35	10:19:29	602103	6455	0	518066	8854	0	-84037	2399	Bearish	Bullish	179.63	47300	0.86	47,269.90
10:20:30	1003034	0	0	1560043	0	0	557009	0	Bullish	Bullish	84.82	21150	1.56	21,143.70	10:20:30	602103	0	0	518066	0	0	-84037	0	Bearish	Bullish	228.50	47300	0.86	47,292.60
10:21:29	1012103	9069	0	1560043	0	0	547940	-9069	Bullish	Bullish	75.51	21150	1.54	21,136.65	10:21:29	603646	1543	0	518392	326	0	-85254	-1217	Bearish	Bullish	203.08	47300	0.86	47,288.50
10:22:38	1047450	35347	0	1570663	10620	0	523213	-24727	Bullish	Bullish	72.52	21150	1.5	21,131.40	10:22:38	575801	-27845	Short C	517779	-613	0	-58022	27232	Bearish	Bullish	210.72	47300	0.9	47,277.10
10:23:29	1047450	0	0	1629283	58620	0	581833	58620	Bullish	Bullish	78.89	21150	1.56	21,129.80	10:23:29	575801	0	0	517779	0	0	-58022	0	Bearish	Bullish	209.20	47300	0.9	47,256.20
10:24:28	1055610	8160	0	1627068	-2215	Long UW	571458	-10375	Bullish	Bullish	68.49	21150	1.54	21,127.35	10:24:28	571250	-4551	Short C	515910	-1869	Long UW	-55340	2682	Bearish	Bullish	169.15	47300	0.9	47,250.45
10:25:29	1068486	12876	0	1685473	58405	0	616987	45529	Bullish	Bullish	74.25	21150	1.58	21,135.00	10:25:29	567981	-3269	Short C	528616	12706	0	-39365	15975	Bearish	Bullish	188.23	47300	0.93	47,269.10
10:26:29	1082974	14488	0	1692962	7489	0	609988	-6999	Bullish	Bullish	82.11	21150	1.56	21,135.00	10:26:29	574934	6953	0	530086	1470	0	-44848	-5483	Bearish	Bullish	208.93	47300	0.92	47,276.10
10:27:29	1082974	0	0	1692962	0	0	609988	0	Bullish	Bearish	75.91	21150	1.56	21,134.85	10:27:29	574938	4	0	530086	0	0	-44852	-4	Bearish	Bullish	191.96	47300	0.92	47,266.60
10:28:29	1104890	21916	0	1759829	66867	0	654939	44951	Bullish	Bullish	68.70	21150	1.59	21,127.30	10:28:29	574938	0	0	560613	30527	0	-14325	30527	Bearish	Bullish	187.92	47300	0.98	47,268.10
10:29:29	1104890	0	0	1759829	0	0	654939	0	Bullish	Bullish	66.75	21100	1.59	21,121.80	10:29:29	591445	16507	0	560613	0	0	-30832	-16507	Bearish	Bullish	186.35	47300	0.95	47,269.10
10:30:28	1104890	0	0	1759829	0	0	654939	0	Bullish	Bearish	62.29	21100	1.59	21,118.40	10:30:28	591445	0	0	560613	0	0	-30832	0	Bearish	Bullish	181.95	47300	0.95	47,256.40
10:31:29	1121798	16908	0	1778359	18530	0	656561	1622	Bullish	Bearish	51.13	21100	1.59	21,096.65	10:31:29	598729	7284	0	560613	0	0	-38116	-7284	Bearish	Bullish	138.39	47200	0.94	47,189.95
10:32:29	1121798	0	0	1778359	0	0	656561	0	Bullish	Bearish	29.12	21050	1.59	21,059.10	10:32:29	598729	0	0	563888	3275	0	-34841	3275	Bearish	Bearish	83.61	47100	0.94	47,138.65
10:33:29	1121798	0	0	1778359	0	0	656561	0	Bullish	Bearish	20.02	21050	1.59	21,074.05	10:33:29	598729	0	0	563888	0	0	-34841	0	Bearish	Bearish	102.56	47200	0.94	47,189.50
10:34:30	1163081	41283	0	1667928	-110431	Long UW	504847	-151714	Bullish	Bearish	9.32	21050	1.43	21,070.20	10:34:30	588036	-10693	Short C	566411	2523	0	-21625	13216	Bearish	Bearish	80.72	47200	0.96	47,164.60
10:35:29	1163081	0	0	1667928	0	0	504847	0	Bullish	Bearish	5.85	21050	1.43	21,070.95	10:35:29	588036	0	0	566411	0	0	-21625	0	Bearish	Bearish	62.09	47200	0.96	47,150.55
10:36:29	1163081	0	0	1667928	0	0	504847	0	Bullish	Bearish	18.78	21100	1.43	21,081.00	10:36:29	588036	0	0	566411	0	0	-21625	0	Bearish	Bearish	79.97	47200	0.96	47,157.55
10:37:26	1189392	26311	0	1667928	0	0	478536	-26311	Bullish	Bearish	20.46	21100	1.4	21,087.00	10:37:26	596463	8427	0	572694	6283	0	-23769	-2144	Bearish	Bearish	93.20	47200	0.96	47,190.40
10:38:29	1189392	0	0	1704278	36350	0	514886	36350	Bullish	Bearish	23.18	21100	1.43	21,077.25	10:38:29	596407	-56	0	572694	0	0	-23713	56	Bearish	Bearish	98.57	47200	0.96	47,168.45
10:39:29	1189392	0	0	1704278	0	0	514886	0	Bullish	Bearish	17.41	21100	1.43	21,079.55	10:39:29	596407	0	0	572694	0	0	-23713	0	Bearish	Bearish	84.66	47200	0.96	47,165.45
10:40:30	1213388	23996	0	1753294	49016	0	539906	25020	Bullish	Bearish	14.58	21100	1.44	21,084.40	10:40:30	596407	0	0	572694	0	0	-23713	0	Bearish	Bearish	83.21	47200	0.96	47,178.25
10:41:29	1213388	0	0	1753294	0	0	539906	0	Bullish	Bearish	20.29	21100	1.44	21,084.80	10:41:29	603646	7239	0	576157	3463	0	-27489	-3776	Bearish	Bearish	89.96	47200	0.95	47,188.70
10:42:29	1213388	0	0	1753294	0	0	539906	0	Bullish	Bearish	20.29	21100	1.44	21,084.05	10:42:29	603646	0	0	576157	0	0	-27489	0	Bearish	Bearish	71.56	47200	0.95	47,187.00
10:43:29	1213388	0	0	1797975	44681	0	584587	44681	Bullish	Bullish	61.85	21150	1.48	21,135.55	10:43:29	607456	3810	0	568336	-7821	Long UW	-39120	-11631	Bearish	Bullish	128.28	47300	0.94	47,261.05
10:44:31	1189116	-24272	Short C	1797975	0	0	608859	24272	Bullish	Bullish	73.87	21150	1.51	21,150.35	10:44:31	607456	0	0	568336	0	0	-39120	0	Bearish	Bullish	142.52	47200	0.94	47,241.75
10:45:29	1189116	0	0	1797975	0	0	608859	0	Bullish	Bullish	85.10	21150	1.51	21,148.85	10:45:29	607456	0	0	568336	0	0	-39120	0	Bearish	Bullish	177.90	47300	0.94	47,270.40
10:46:25	1189116	0	0	1854864	56889	0	665748	56889	Bullish	Bullish	85.93	21150	1.56	21,148.65	10:46:25	600988	-6468	Short C	551696	-16640	Long UW	-49292	-10172	Bearish	Bullish	184.39	47300	0.92	47,282.70
10:47:29	937528	-251588	Short C	1854864	0	0	917336	251588	Bullish	Bullish	88.31	21150	1.98	21,152.15	10:47:29	600988	0	0	551696	0	0	-49292	0	Bearish	Bullish	169.90	47300	0.92	47,295.75
10:48:29	937528	0	0	1854864	0	0	917336	0	Bullish	Bullish	79.47	21150	1.98	21,148.35	10:48:29	600988	0	0	551696	0	0	-49292	0	Bearish	Bullish	171.01	47300	0.92	47,279.65
10:49:31	890855	-46673	Short C	1905262	50398	0	1014407	97071	Bullish	Bullish	84.69	21150	2.14	21,151.60	10:49:31	600988	0	0	548535	-3161	Long UW	-52453	-3161	Bearish	Bullish	165.22	47300	0.91	47,288.80
10:50:29	890855	0	0	1905262	0	0	1014407	0	Bullish	Bullish	80.56	21150	2.14	21,145.75	10:50:29	601501	513	0	548479	-56	0	-53022	-569	Bearish	Bullish	177.78	47300	0.91	47,279.85
10:51:29	890855	0	0	1905262	0	0	1014407	0	Bullish	Bullish	75.07	21150	2.14	21,132.65	10:51:29	601501	0	0	548479	0	0	-53022	0	Bearish	Bullish	170.00	47300	0.91	47,263.40
10:52:40	918793	27938	0	1954401	49139	0	1035608	21201	Bullish	Bullish	62.84	21150	2.13	21,141.20	10:52:40	599769	-1732	Short C	551077	2598	0	-48692	4330	Bearish	Bullish	147.62	47300	0.92	47,290.75
10:53:29	918793	0	0	1954401	0	0	1035608																						

Nifty ATM		Nifty Spot		Nifty Pre CL		Nifty Open		Nifty High		Nifty Low		India VIX		Current Expiry		Exp High		21,185.40		-102.95		Breakout		Resistanc		21500		BN ATM		BN Spot		BN Pre CL		BN Open		BN High		BN Low		India VIX		Thursday		Exp High		47,512.10		-420.30		Breakout		Resistanc		48000	
21250		21,255.05		21150.15		21,033.95		21,288.35		20,976.80		13.76		2023-12-21		Exp Low		20,882.50		94.30		Not Break		Support		21250		47800		47,840.15		47,445.30		47,172.45		47,932.40		46,919.70		13.76		0		Exp Low		46,832.80		86.90		Not Break		Support		47000	
Time	Call COI (Bearish ▼)	Call COI (+▲-▼)	Short Covering	Put COI (Bullish ▲)	Put COI (+▲-▼)	Long UW	NET Oi	+▲-▼	Net Oi Signal	Price Action Signal	VPWAP Diff	Strike	Nifty PCR	Nifty LTP	Time	Call COI (Bearish ▼)	Call COI (+▲-▼)	Short Covering	Put COI (Bullish ▲)	Put COI (+▲-▼)	Long Unwinding	NET Oi	+▲-▼	Net Oi Signal	Price Action Signal	VPWAP Diff	Strike	BN PCR	BN LTP	Time	Call COI (Bearish ▼)	Call COI (+▲-▼)	Short Covering	Put COI (Bullish ▲)	Put COI (+▲-▼)	Long Unwinding	NET Oi	+▲-▼	Net Oi Signal	Price Action Signal	VPWAP Diff	Strike	BN PCR	BN LTP											
11:19:30	1050477	17442		2192411	-20974	Long UW	1141934	-38416	Bullish	Bearish	49.17	21150	2.09	21,132.95	11:19:30	554716	0		653926	0		99210	0	Bullish	Bearish	153.37	47300	1.18	47,343.60	11:19:30	554716	0		653926	0		99210	0	Bullish	Bearish	153.37	47300	1.18	47,343.60											
11:21:29	1050477	0		2192411	0		1141934	0	Bullish	Bearish	64.31	21150	2.09	21,144.40	11:21:29	541598	-13118	Short C	628639	-25287	Long UW	87041	-12169	Bullish	Bearish	198.04	47400	1.16	47,350.00	11:21:29	541598	-13118	Short C	628639	-25287	Long UW	87041	-12169	Bullish	Bearish	198.04	47400	1.16	47,350.00											
11:22:27	1053246	2769		2220510	28099		1167264	25330	Bullish	Bearish	63.48	21150	2.11	21,140.90	11:22:27	545513	3915		628639	0		83126	-3915	Bullish	Bearish	196.35	47400	1.15	47,353.10	11:22:27	545513	3915		628639	0		83126	-3915	Bullish	Bearish	196.35	47400	1.15	47,353.10											
11:23:30	1053246	0		2220510	0		1167264	0	Bullish	Bearish	66.91	21150	2.11	21,144.70	11:23:30	545498	-15		620700	-7939	Long UW	75202	-7924	Bullish	Bearish	193.14	47400	1.14	47,351.25	11:23:30	545498	-15		620700	-7939	Long UW	75202	-7924	Bullish	Bearish	193.14	47400	1.14	47,351.25											
11:24:29	1053246	0		2220510	0		1167264	0	Bullish	Bearish	62.90	21150	2.11	21,137.40	11:24:29	545498	0		620700	0		75202	0	Bullish	Bearish	182.95	47300	1.14	47,335.70	11:24:29	545498	0		620700	0		75202	0	Bullish	Bearish	182.95	47300	1.14	47,335.70											
11:25:28	1054396	1150		2220510	0		1166114	-1150	Bullish	Bullish	69.83	21150	2.11	21,152.95	11:25:28	545498	0		624069	3369		78571	3369	Bullish	Bearish	195.24	47400	1.14	47,356.00	11:25:28	545498	0		624069	3369		78571	3369	Bullish	Bearish	195.24	47400	1.14	47,356.00											
11:26:33	1054396	0		2266995	46485		1212599	46485	Bullish	Bullish	74.32	21150	2.15	21,153.85	11:26:33	545995	497		624069	0		78074	-497	Bullish	Bearish	240.25	47400	1.14	47,374.30	11:26:33	545995	497		624069	0		78074	-497	Bullish	Bearish	240.25	47400	1.14	47,374.30											
11:27:29	1054396	0		2266995	0		1212599	0	Bullish	Bullish	73.13	21150	2.15	21,149.50	11:27:29	545995	0		624069	0		78074	0	Bullish	Bearish	215.55	47300	1.14	47,346.25	11:27:29	545995	0		624069	0		78074	0	Bullish	Bearish	215.55	47300	1.14	47,346.25											
11:28:29	1054396	0		2303570	36575		1249174	36575	Bullish	Bearish	67.59	21150	2.18	21,147.15	11:28:29	545995	0		619435	-4634	Long UW	73440	-4634	Bullish	Bearish	186.01	47300	1.13	47,346.65	11:28:29	545995	0		619435	-4634	Long UW	73440	-4634	Bullish	Bearish	186.01	47300	1.13	47,346.65											
11:29:29	1064880	10484		2303570	0		1238690	-10484	Bullish	Bearish	63.96	21150	2.16	21,144.60	11:29:29	552829	6834		619435	0		66606	-6834	Bullish	Bearish	186.34	47300	1.12	47,336.75	11:29:29	552829	6834		619435	0		66606	-6834	Bullish	Bearish	186.34	47300	1.12	47,336.75											
11:30:30	1064880	0		2303570	0		1238690	0	Bullish	Bearish	60.16	21150	2.16	21,140.45	11:30:30	552825	-4		619435	0		66610	4	Bullish	Bearish	153.85	47300	1.12	47,320.25	11:30:30	552825	-4		619435	0		66610	4	Bullish	Bearish	153.85	47300	1.12	47,320.25											
11:31:29	1079802	14922		2330601	27031		1250799	12109	Bullish	Bullish	60.13	21150	2.16	21,149.40	11:31:29	557684	4859		619435	0		61751	-4859	Bullish	Bearish	158.64	47300	1.11	47,329.70	11:31:29	557684	4859		619435	0		61751	-4859	Bullish	Bearish	158.64	47300	1.11	47,329.70											
11:32:29	1079802	0		2330601	0		1250799	0	Bullish	Bullish	59.85	21150	2.16	21,148.65	11:32:29	557674	-10		617912	-1523	Long UW	60238	-1513	Bullish	Bullish	157.81	47300	1.11	47,335.80	11:32:29	557674	-10		617912	-1523	Long UW	60238	-1513	Bullish	Bullish	157.81	47300	1.11	47,335.80											
11:33:30	1079802	0		2330601	0		1250799	0	Bullish	Bullish	68.15	21150	2.16	21,151.85	11:33:30	557674	0		617912	0		60238	0	Bullish	Bearish	182.94	47300	1.11	47,339.00	11:33:30	557674	0		617912	0		60238	0	Bullish	Bearish	182.94	47300	1.11	47,339.00											
11:34:30	1093906	14104		2330601	0		1236695	-14104	Bullish	Bullish	69.56	21150	2.13	21,160.35	11:34:30	564406	6732		618850	938		54444	-5794	Bullish	Bullish	174.83	47400	1.1	47,357.05	11:34:30	564406	6732		618850	938		54444	-5794	Bullish	Bullish	174.83	47400	1.1	47,357.05											
11:35:29	1093906	0		2392426	61825		1298520	61825	Bullish	Bullish	76.53	21150	2.19	21,158.20	11:35:29	564395	-11		618850	0		54455	11	Bullish	Bullish	169.02	47400	1.1	47,358.95	11:35:29	564395	-11		618850	0		54455	11	Bullish	Bullish	169.02	47400	1.1	47,358.95											
11:36:29	1093906	0		2392426	0		1298520	0	Bullish	Bullish	71.23	21150	2.19	21,154.45	11:36:29	564395	0		618850	0		54455	0	Bullish	Bearish	177.35	47300	1.1	47,349.80	11:36:29	564395	0		618850	0		54455	0	Bullish	Bearish	177.35	47300	1.1	47,349.80											
11:37:28	1083836	-10070	Short C	2429182	36756		1345346	46826	Bullish	Bullish	69.18	21150	2.24	21,155.85	11:37:28	564395	0		616034	-2816	Long UW	51639	-2816	Bullish	Bullish	176.83	47300	1.09	47,349.45	11:37:28	564395	0		616034	-2816	Long UW	51639	-2816	Bullish	Bullish	176.83	47300	1.09	47,349.45											
11:38:29	1083836	0		2429182	0		1345346	0	Bullish	Bullish	71.06	21150	2.24	21,154.20	11:38:29	567302	2907		616008	-26		48706	-2933	Bullish	Bearish	182.10	47400	1.09	47,354.50	11:38:29	567302	2907		616008	-26		48706	-2933	Bullish	Bearish	182.10	47400	1.09	47,354.50											
11:39:31	1083836	0		2429182	0		1345346	0	Bullish	Bearish	70.66	21150	2.24	21,151.35	11:39:31	567302	0		616008	0		48706	0	Bullish	Bearish	176.66	47300	1.09	47,346.20	11:39:31	567302	0		616008	0		48706	0	Bullish	Bearish	176.66	47300	1.09	47,346.20											
11:40:31	1083836	0		2441160	11978		1357324	11978	Bullish	Bullish	73.94	21150	2.25	21,152.35	11:40:31	567302	0		616008	0		48706	0	Bullish	Bullish	186.58	47300	1.09	47,347.65	11:40:31	567302	0		616008	0		48706	0	Bullish	Bullish	186.58	47300	1.09	47,347.65											
11:41:30	1090356	6520		2441160	0		1350804	-6520	Bullish	Bullish	71.92	21150	2.24	21,157.15	11:41:30	565846	-1456	Short C	620907	4899		55061	6355	Bullish	Bullish	201.25	47400	1.1	47,357.95	11:41:30	565846	-1456	Short C	620907	4899		55061	6355	Bullish	Bullish	201.25	47400	1.1	47,357.95											
11:42:29	1090356	0		2441160	0		1350804	0	Bullish	Bullish	73.69	21150	2.24	21,157.70	11:42:29	565846	0		620907	0		55061	0	Bullish	Bullish	204.62	47400	1.1	47,375.10	11:42:29	565846	0		620907	0		55061	0	Bullish	Bullish	204.62	47400	1.1	47,375.10											
11:43:31	1102491	12135		2454011	12851		1351520	716	Bullish	Bullish	79.65	21150	2.23	21,158.85	11:43:31	565765	-81		624451	3544		58686	3625	Bullish	Bullish	208.48	47400	1.1	47,369.95	11:43:31	565765	-81		624451	3544		58686	3625	Bullish	Bullish	208.48	47400	1.1	47,369.95											
11:44:33	1102491	0		2454011	0		1351520	0	Bullish	Bullish	70.64	21150	2.23	21,157.70	11:44:33	565765	0		624451	0		58686	0	Bullish	Bullish	195.70	47400	1.1	47,355.30	11:44:33	565765	0		624451	0		58686	0	Bullish	Bullish	195.70	47400	1.1	47,355.30											
11:45:29	1102491	0		2454011	0		1351520	0	Bullish	Bearish	69.30	21150	2.23	21,147.65	11:45:29	565765	0		624451	0		58686	0	Bullish	Bullish	169.02	47300	1.1	47,349.30	11:45:29	565765	0		624451	0		58686	0	Bullish	Bullish	169.02	47300	1.1	47,349.30											
11:46:31	1109583	7092		2454011	0		1344428	-7092	Bullish	Bullish	69.41	21150	2.21	21,156.20	11:46:31	566978	1213		631958	7507		64980	6294	Bullish	Bullish	179.82	47400	1.11	47,351.60	11:46:31	566978	1213		631958	7507		64980	6294	Bullish	Bullish	179.82	47400	1.11	47,351											

Nifty ATM	Nifty Spot	Nifty Pre O	Nifty Open	Nifty High	Nifty Low	India VIX	Current Expiry	Exp High	21,185.40	-102.95	Breakout	Resistanc	21500	BN ATM	BN Spot	BN Pre CL	BN Open	BN High	BN Low	India VIX	Thursday	Exp High	47,512.10	-420.30	Breakout	Resistanc	48000		
21250	21,255.05	21150.15	21,033.95	21,288.35	20,976.80	13.76	2023-12-21	Exp Low	20,882.50	94.30	Not Break	Support	21250	47800	47,840.15	47,445.30	47,172.45	47,932.40	46,919.70	13.76		Exp Low	46,832.80	86.90	Not Break	Support	47000		
Time	Call COI (Bearish ▼)	Call COI (+▲▼)	Short Covering	Put COI (Bullish ▲)	Put COI (+▲▼)	Long UW	NET Oi	+▲▼	Net Oi Signal	Price Action Signal	VPW Diff	Strike	Nifty PCR	Nifty LTP	Time	Call COI (Bearish ▼)	Call COI (+▲▼)	Short Covering	Put COI (Bullish ▲)	Put COI (+▲▼)	Long Unwinding	NET Oi	+▲▼	Net Oi Signal	Price Action Signal	VPW Diff	Strike	BN PCR	BN LTP
12:22:30	966091	0	0	2754294	13965		1788203	13965	Bullish	Bearish	94.70	21200	2.85	21,183.75	12:22:30	577436	0	0	658255	688		80819	688	Bullish	Bearish	209.32	47400	1.14	47,382.75
12:23:28	961127	-4964	Short C	2754294	0		1793167	4964	Bullish	Bearish	88.06	21200	2.87	21,180.80	12:23:28	578878	1442	0	658615	360		79737	-1082	Bullish	Bearish	182.29	47400	1.14	47,363.35
12:24:27	961127	0	0	2754294	0		1793167	0	Bullish	Bullish	88.85	21200	2.87	21,185.25	12:24:27	578878	0	0	658615	0		79737	0	Bullish	Bullish	192.40	47400	1.14	47,376.25
12:25:29	950494	-10633	Short C	2780245	25951		1829751	36584	Bullish	Bullish	93.08	21200	2.93	21,186.65	12:25:29	580721	1843	0	658615	0		77894	-1843	Bullish	Bullish	207.08	47400	1.13	47,382.90
12:26:32	950494	0	0	2780245	0		1829751	0	Bullish	Bullish	97.13	21200	2.93	21,198.95	12:26:32	580792	71	0	660284	1669		79492	1598	Bullish	Bullish	226.61	47400	1.14	47,404.05
12:27:29	950494	0	0	2780245	0		1829751	0	Bullish	Bullish	100.75	21200	2.93	21,189.90	12:27:29	580792	0	0	660284	0		79492	0	Bullish	Bullish	229.26	47400	1.14	47,389.45
12:28:30	893789	-56705	Short C	2757924	-22321	Long UW	1864135	34384	Bullish	Bullish	102.54	21200	3.09	21,193.95	12:28:30	585479	4687	0	665483	5199		80004	512	Bullish	Bullish	227.47	47400	1.14	47,405.15
12:29:29	893821	32	0	2785730	27806		1891909	27774	Bullish	Bullish	105.59	21200	3.12	21,204.10	12:29:29	585404	-75	0	665483	0		80079	75	Bullish	Bullish	242.63	47400	1.14	47,422.80
12:30:30	893821	0	0	2785730	0		1891909	0	Bullish	Bullish	104.26	21200	3.12	21,205.50	12:30:30	585404	0	0	665483	0		80079	0	Bullish	Bullish	245.76	47400	1.14	47,425.90
12:31:29	893821	0	0	2785730	0		1891909	0	Bullish	Bullish	114.02	21200	3.12	21,213.25	12:31:29	585404	0	0	667627	2144		82223	2144	Bullish	Bullish	278.71	47500	1.14	47,459.20
12:32:29	787388	-106433	Short C	2763331	-22399	Long UW	1975943	84034	Bullish	Bullish	119.76	21200	3.51	21,214.25	12:32:29	570992	-14412	Short C	667627	0		96635	14412	Bullish	Bullish	285.08	47500	1.17	47,462.05
12:33:29	787388	0	0	2763331	0		1975943	0	Bullish	Bullish	120.87	21200	3.51	21,214.25	12:33:29	570992	0	0	667627	0		96635	0	Bullish	Bullish	271.04	47500	1.17	47,456.60
12:34:29	787388	0	0	2751125	-12206	Long UW	1963737	-12206	Bullish	Bullish	120.94	21200	3.49	21,212.70	12:34:29	570995	3	0	667627	0		96632	-3	Bullish	Bullish	265.61	47400	1.17	47,444.75
12:35:30	765652	-21736	Short C	2751125	0		1985473	21736	Bullish	Bullish	116.14	21200	3.59	21,211.85	12:35:30	571758	763	0	684571	16944		112813	16181	Bullish	Bullish	256.58	47400	1.2	47,423.50
12:36:28	765652	0	0	2751125	0		1985473	0	Bullish	Bullish	112.02	21200	3.59	21,209.15	12:36:28	571758	0	0	684571	0		112813	0	Bullish	Bullish	271.20	47400	1.2	47,445.45
12:37:30	769901	4249	0	2734812	-16313	Long UW	1964911	-20562	Bullish	Bullish	115.19	21200	3.55	21,209.05	12:37:30	570899	-859	0	684571	0		113672	859	Bullish	Bullish	273.71	47400	1.2	47,445.10
12:38:30	769901	0	0	2776666	41854		2006765	41854	Bullish	Bullish	119.06	21200	3.61	21,220.00	12:38:30	570904	5	0	695826	11255		124922	11250	Bullish	Bullish	309.52	47500	1.22	47,472.50
12:39:30	769901	0	0	2776666	0		2006765	0	Bullish	Bullish	121.35	21250	3.61	21,226.60	12:39:30	570904	0	0	695826	0		124922	0	Bullish	Bullish	345.70	47500	1.22	47,502.90
12:40:29	690184	-79717	Short C	2785386	8720		2095202	88437	Bullish	Bullish	131.22	21250	4.04	21,237.75	12:40:29	570904	0	0	700496	4670		129592	4670	Bullish	Bullish	384.90	47500	1.23	47,538.95
12:41:29	690184	0	0	2785386	0		2095202	0	Bullish	Bullish	136.41	21250	4.04	21,235.90	12:41:29	524180	-46724	Short C	700496	0		176316	46724	Bullish	Bullish	399.67	47600	1.34	47,576.30
12:42:30	690184	0	0	2785386	0		2095202	0	Bullish	Bullish	133.26	21250	4.04	21,235.70	12:42:30	524180	0	0	700496	0		176316	0	Bullish	Bullish	414.56	47600	1.34	47,579.40
12:43:30	690184	0	0	2793810	8424		2103826	8424	Bullish	Bullish	133.08	21250	4.05	21,242.30	12:43:30	524180	0	0	700496	0		176316	0	Bullish	Bullish	405.55	47600	1.34	47,582.90
12:44:29	658782	-31402	Short C	2793810	0		2135028	31402	Bullish	Bullish	140.39	21250	4.24	21,243.75	12:44:29	511625	-12555	Short C	725439	24943		213814	37498	Bullish	Bullish	425.13	47600	1.42	47,584.35
12:45:26	658782	0	0	2793810	0		2135028	0	Bullish	Bullish	142.09	21250	4.24	21,250.20	12:45:26	511625	0	0	725439	0		213814	0	Bullish	Bullish	422.85	47600	1.42	47,596.45
12:46:29	585817	-72965	Short C	2769552	-24258	Long UW	2183735	48707	Bullish	Bullish	148.00	21250	4.73	21,247.80	12:46:29	511625	0	0	725439	0		213814	0	Bullish	Bullish	409.50	47600	1.42	47,586.90
12:47:29	585817	0	0	2769552	0		2183735	0	Bullish	Bullish	131.53	21250	4.73	21,240.95	12:47:29	513801	2176	0	747989	22550		234188	20374	Bullish	Bullish	378.38	47600	1.46	47,565.30
12:48:29	585817	0	0	2769552	0		2183735	0	Bullish	Bullish	132.92	21250	4.73	21,239.95	12:48:29	513791	-10	0	747989	0		234198	10	Bullish	Bullish	378.38	47500	1.46	47,542.95
12:49:29	569317	-16500	Short C	2806892	37340		2237575	53840	Bullish	Bullish	134.32	21250	4.93	21,240.95	12:49:29	515624	1833	0	747989	0		232365	-1833	Bullish	Bullish	389.66	47600	1.45	47,572.65
12:50:30	569317	0	0	2806892	0		2237575	0	Bullish	Bullish	136.85	21250	4.93	21,241.25	12:50:30	515618	-6	0	762972	14983		247354	14989	Bullish	Bullish	392.52	47600	1.48	47,588.15
12:51:29	569317	0	0	2806892	0		2237575	0	Bullish	Bullish	140.23	21250	4.93	21,246.60	12:51:29	515618	0	0	762972	0		247354	0	Bullish	Bullish	388.51	47600	1.48	47,585.40
12:52:30	569317	0	0	2806892	0		2237575	0	Bullish	Bullish	137.05	21250	4.93	21,240.85	12:52:30	522047	6429	0	772183	9211		250136	2782	Bullish	Bullish	374.87	47600	1.48	47,567.50
12:53:29	572847	3530	0	2828837	21945		2255990	18415	Bullish	Bearish	131.58	21250	4.94	21,237.15	12:53:29	522050	3	0	772183	0		250133	-3	Bullish	Bullish	367.41	47600	1.48	47,557.25
12:54:30	572847	0	0	2828837	0		2255990	0	Bullish	Bullish	139.33	21250	4.94	21,244.85	12:54:30	522050	0	0	772183	0		250133	0	Bullish	Bullish	378.08	47600	1.48	47,580.90
12:55:29	575680	2833	0	2828837	0		2253157	-2833	Bullish	Bullish	133.72	21250	4.91	21,250.55	12:55:29	521783	-267	0	784393	12210		262010	12477	Bullish	Bearish	371.28	47600	1.5	47,578.20
12:56:30	575680	0	0	2848039	19202		2272359	19202	Bullish	Bullish	149.33	21250	4.95	21,250.45	12:56:30	521300	-483	0	784094	-299		262794	184	Bullish	Bullish	426.56	47600	1.5	47,588.85
12:57:29	575680	0	0	2848039	0		2272359	0	Bullish	Bullish	143.64	21250	4.95	21,244.80	12:57:29	521300	0	0	784094	0		262794	0	Bullish	Bearish	364.47	47600	1.5	47,571.05
12:58:29	575680	0	0	2821572	-26467	Long UW	2245892	-26467	Bullish	Bearish	133.81	21250	4.9	21,242.60	12:58:29	521300													

Nifty ATM		Nifty Spot	Nifty Pre C	Nifty Open	Nifty High	Nifty Low	India VIX	Current Expiry							BN ATM	BN Spot	BN Pre CL	BN Open	BN High	BN Low	India VIX	Thursday	Observer						
21250		21,255.05	21150.15	21,033.95	21,288.35	20,976.80	13.76	2023-12-21							47800	47,840.15	47,445.30	47,172.45	47,932.40	46,819.70	13.76			Exp High	47,512.10	-420.30	Breakout	Resistanc	48000
Time	Call COI (Bearish ▼)	Call COI (+▲-▼)	Short Covering	Put COI (Bullish ▲)	Put COI (+▲-▼)	Long UW	NET Oi	+▲-▼	Net Oi Signal	Price Action Signal	VWAP Diff	Strike	Nifty PCR	Nifty LTP	Time	Call COI (Bearish ▼)	Call COI (+▲-▼)	Short Covering	Put COI (Bullish ▲)	Put COI (+▲-▼)	Long Unwinding	NET Oi	+▲-▼	Net Oi Signal	Price Action Signal	VWAP Diff	Strike	BN PCR	BN LTP
13:24:29	591760	21		2929021	0		2337261	-21	Bullish	Bullish	117.13	21250	4.95	21,238.60	13:24:29	548538	0		794220	0		245682	0	Bullish	Bullish	263.03	47500	1.45	47,520.70
13:25:29	600328	8568		2929021	0		2328693	-8568	Bullish	Bullish	114.05	21250	4.88	21,242.60	13:25:29	548538	0		792281	-1939	Long UW	243743	-1939	Bullish	Bullish	255.01	47500	1.44	47,508.30
13:26:29	600353	25		2951277	22256		2350924	22231	Bullish	Bullish	118.86	21250	4.92	21,226.70	13:26:29	552910	4372		792281	0		239371	-4372	Bullish	Bullish	278.80	47500	1.43	47,516.05
13:27:29	600353	0		2951277	0		2350924	0	Bullish	Bullish	114.61	21250	4.92	21,239.55	13:27:29	552910	0		792281	0		239371	0	Bullish	Bullish	259.63	47500	1.43	47,508.60
13:28:29	602384	2031		2959740	8463		2357356	6432	Bullish	Bearish	115.65	21250	4.91	21,236.35	13:28:29	555314	2404		792281	0		236967	-2404	Bullish	Bearish	251.58	47500	1.43	47,500.30
13:29:29	602331	-53		2959740	0		2357409	53	Bullish	Bearish	114.33	21250	4.91	21,242.25	13:29:29	558890	3576		788613	-3668	Long UW	229723	-7244	Bullish	Bearish	270.16	47500	1.41	47,521.20
13:30:29	602353	22		2959740	0		2357387	-22	Bullish	Bearish	115.14	21250	4.91	21,240.35	13:30:29	558886	-4		788613	0		229727	4	Bullish	Bearish	259.35	47500	1.41	47,525.15
13:31:28	602353	0		2991759	32019		2389406	32019	Bullish	Bullish	122.10	21250	4.97	21,249.35	13:31:28	558886	0		788613	0		229727	0	Bullish	Bullish	293.25	47500	1.41	47,548.05
13:32:28	604950	2597		2991759	0		2386809	-2597	Bullish	Bullish	120.62	21250	4.95	21,248.90	13:32:28	555358	-3528	Short C	795189	6576		239831	10104	Bullish	Bullish	293.26	47500	1.43	47,545.50
13:33:29	604950	0		2991759	0		2386809	0	Bullish	Bullish	135.12	21250	4.95	21,259.45	13:33:29	555358	0		795189	0		239831	0	Bullish	Bullish	322.72	47600	1.43	47,585.60
13:34:31	604950	0		2991614	-30595	Long UW	2356214	-30595	Bullish	Bullish	137.92	21250	4.89	21,260.90	13:34:31	555358	0		795189	0		239831	0	Bullish	Bullish	318.85	47600	1.43	47,575.65
13:35:29	552340	-52610	Short C	2942468	-18696	Long UW	2390128	33914	Bullish	Bullish	138.31	21250	5.33	21,265.95	13:35:29	556755	1397		797261	2072		240506	675	Bullish	Bullish	293.91	47600	1.43	47,550.20
13:36:30	552340	0		2942468	0		2390128	0	Bullish	Bullish	142.88	21250	5.33	21,263.70	13:36:30	556730	-25		797261	0		240531	25	Bullish	Bullish	289.08	47500	1.43	47,539.95
13:37:29	552340	0		2942468	0		2390128	0	Bullish	Bullish	137.55	21250	5.33	21,252.55	13:37:29	556730	0		794499	-2762	Long UW	237769	-2762	Bullish	Bearish	276.46	47500	1.43	47,520.20
13:38:29	548906	-3434	Short C	2891281	-51187	Long UW	2342375	-47753	Bullish	Bullish	125.24	21250	5.27	21,243.00	13:38:29	557592	862		794499	0		236907	-862	Bullish	Bearish	252.60	47500	1.42	47,496.05
13:39:31	548906	0		2891281	0		2342375	0	Bullish	Bearish	90.79	21200	5.27	21,211.10	13:39:31	557592	0		794499	0		236907	0	Bullish	Bearish	196.54	47500	1.42	47,451.55
13:40:30	585411	36505		2812718	-78563	Long UW	2227307	-115068	Bullish	Bearish	86.08	21200	4.8	21,200.60	13:40:30	557592	0		794499	0		236907	0	Bullish	Bearish	198.92	47400	1.42	47,424.10
13:41:29	585411	0		2812718	0		2227307	0	Bullish	Bearish	76.74	21200	4.8	21,203.75	13:41:29	557023	-569		788467	-6032	Long UW	231444	-5463	Bullish	Bearish	172.19	47400	1.42	47,436.20
13:42:28	585411	0		2812718	0		2227307	0	Bullish	Bearish	57.75	21200	4.8	21,187.45	13:42:28	557047	24		788467	0		231420	-24	Bullish	Bearish	168.52	47400	1.42	47,414.75
13:43:31	649339	63928		2812718	0		2163379	-63928	Bullish	Bearish	56.53	21200	4.33	21,202.75	13:43:31	557047	0		788467	0		231420	0	Bullish	Bearish	195.03	47400	1.42	47,439.25
13:44:29	649339	0		2767782	-44936	Long UW	2118443	-44936	Bullish	Bearish	81.67	21200	4.26	21,214.05	13:44:29	560082	3035		796065	7598		235983	4563	Bullish	Bearish	195.03	47500	1.42	47,468.05
13:45:29	649339	0		2767782	0		2118443	0	Bullish	Bearish	80.74	21200	4.26	21,205.70	13:45:29	560082	0		796065	0		235983	0	Bullish	Bearish	230.32	47500	1.42	47,474.05
13:46:30	649339	0		2767782	0		2118443	0	Bullish	Bearish	72.22	21200	4.26	21,209.15	13:46:30	560082	0		796065	0		235983	0	Bullish	Bearish	229.15	47500	1.42	47,465.35
13:47:30	631721	-17618	Short C	2729369	-38413	Long UW	2097648	-20795	Bullish	Bearish	53.48	21200	4.32	21,194.15	13:47:30	559586	-496		791672	-4393	Long UW	232086	-3897	Bullish	Bearish	174.76	47400	1.41	47,429.85
13:48:30	631721	0		2729369	0		2097648	0	Bullish	Bearish	55.16	21200	4.32	21,192.35	13:48:30	559588	2		791672	0		232086	-2	Bullish	Bearish	169.53	47400	1.41	47,425.95
13:49:29	631721	0		2729369	0		2097648	0	Bullish	Bearish	61.42	21200	4.32	21,199.20	13:49:29	559588	0		791672	0		232086	0	Bullish	Bearish	188.83	47400	1.41	47,436.30
13:50:28	642983	11262		2754287	24918		2111304	13656	Bullish	Bearish	61.10	21200	4.28	21,205.60	13:50:28	554786	-4802	Short C	797742	6070		242956	10872	Bullish	Bearish	180.98	47400	1.44	47,439.70
13:51:30	642983	0		2754287	0		2111304	0	Bullish	Bearish	80.51	21250	4.28	21,238.65	13:51:30	554786	0		797742	0		242956	0	Bullish	Bullish	222.35	47500	1.44	47,517.55
13:52:30	568213	-74770	Short C	2705210	-49077	Long UW	2136997	25693	Bullish	Bullish	94.17	21250	4.76	21,235.25	13:52:30	554786	0		797742	0		242956	0	Bullish	Bullish	249.48	47500	1.44	47,502.70
13:53:29	568213	0		2705210	0		2136997	0	Bullish	Bullish	96.19	21250	4.76	21,232.10	13:53:29	556104	1318		791588	-6154	Long UW	235484	-7472	Bullish	Bullish	227.31	47500	1.42	47,472.65
13:54:30	568213	0		2705210	0		2136997	0	Bullish	Bullish	91.91	21250	4.76	21,226.35	13:54:30	556104	0		791588	0		235484	0	Bullish	Bullish	208.85	47500	1.42	47,470.35
13:55:29	568213	0		2705210	0		2136997	0	Bullish	Bullish	71.53	21200	4.76	21,217.90	13:55:29	556104	0		791588	0		235484	0	Bullish	Bullish	155.94	47400	1.42	47,437.15
13:56:30	567842	-371		2700117	-5093	Long UW	2132275	-4722	Bullish	Bullish	80.12	21200	4.76	21,217.15	13:56:30	559690	3586		795143	3555		235453	-31	Bullish	Bullish	185.22	47400	1.42	47,441.20
13:57:30	567842	0		2700117	0		2132275	0	Bullish	Bullish	76.71	21200	4.76	21,214.70	13:57:30	559690	0		795143	0		235453	0	Bullish	Bearish	164.10	47400	1.42	47,427.15
13:58:29	567842	0		2700117	0		2132275	0	Bullish	Bearish	72.61	21200	4.76	21,203.10	13:58:29	563521	3831		795143	0		231622	-3831	Bullish	Bearish	148.01	47400	1.41	47,424.40
13:59:47	595458	27616		2750055	49938		2154597	22322	Bullish	Bullish	77.28	21200	4.62	21,222.65	13:59:47	563526	5		791792	-3351	Long UW	228266	-3356	Bullish	Bearish	174.59	47400	1.41	47,446.65
14:00:30	595458	0		2750055	0		2154597	0	Bullish	Bullish	77.28	21200	4.62	21,222.65	14:00:30	563526	0		791792	0		228266	0	Bullish	Bullish	174.59	47400	1.41	47,446.65
14:01:32	609791	14333		2750055	0		2140264	-14333	Bullish	Bullish	85.09	21250	4.51	21,225.70	14:01:32	563526	0		791792										

Nifty ATM	Nifty Spot	Nifty Pre CL	Nifty Open	Nifty High	Nifty Low	India VIX	Current Expiry	Exp High	21,185.40	-102.95	Breakout	Resistanc	21500	BN ATM	BN Spot	BN Pre CL	BN Open	BN High	BN Low	India VIX	Thursday	Exp High	47,512.10	-420.30	Breakout	Resistanc	48000		
21250	21,255.05	21150.15	21,033.95	21,288.35	20,976.80	13.76	2023-12-21	Exp Low	20,882.50	94.30	Not Break	Support	21250	47800	47,840.15	47,445.30	47,172.45	47,932.40	46,919.70	13.76		Exp Low	46,832.80	86.90	Not Break	Support	47000		
Time	Call COI (Bearish ▼)	Call COI (+▲-▼)	Short Covering	Put COI (Bullish ▲)	Put COI (+▲-▼)	Long UW	NET Oi	+▲-▼	Net Oi Signal	Price Action Signal	VWAP Diff	Strike	Nifty PCR	Nifty LTP	Time	Call COI (Bearish ▼)	Call COI (+▲-▼)	Short Covering	Put COI (Bullish ▲)	Put COI (+▲-▼)	Long Unwinding	NET Oi	+▲-▼	Net Oi Signal	Price Action Signal	VWAP Diff	Strike	BN PCR	BN LTP
14:26:29	592192	-85533	Short C	2788601	-62488	Long UW	2196409	22865	Bullish	Bullish	107.35	21250	4.71	21,248.10	14:26:29	569923	-4367	Short C	739868	-7853	Long UW	169945	-3486	Bullish	Bullish	253.89	47500	1.3	47,519.15
14:27:29	592192	0		2788601	0		2196409	0	Bullish	Bullish	106.00	21250	4.71	21,233.95	14:27:29	569920	-3		739868	0		169948	3	Bullish	Bullish	242.32	47500	1.3	47,499.90
14:28:29	586457	-5735	Short C	2755101	-33500	Long UW	2168644	-27765	Bullish	Bullish	101.60	21250	4.7	21,235.70	14:28:29	569920	0		739868	0		169948	0	Bullish	Bullish	231.91	47500	1.3	47,501.40
14:29:31	591617	5160		2755101	0		2163484	-5160	Bullish	Bullish	105.09	21250	4.66	21,237.10	14:29:31	562217	-7703	Short C	754083	14215		191866	21918	Bullish	Bullish	238.23	47500	1.34	47,510.05
14:30:30	591617	0		2755101	0		2163484	0	Bullish	Bullish	110.58	21250	4.66	21,238.35	14:30:30	562214	-3		754083	0		191869	3	Bullish	Bullish	278.14	47500	1.34	47,533.95
14:31:30	591617	0		2755101	0		2163484	0	Bullish	Bullish	110.77	21250	4.66	21,243.55	14:31:30	562214	0		754083	0		191869	0	Bullish	Bullish	301.70	47500	1.34	47,538.70
14:32:31	617675	26058		2739585	-15516	Long UW	2121910	-41574	Bullish	Bullish	113.48	21250	4.44	21,250.10	14:32:31	553978	-8236	Short C	757604	3521		203626	11757	Bullish	Bullish	303.93	47600	1.37	47,585.10
14:33:29	617675	0		2739585	0		2121910	0	Bullish	Bullish	121.23	21250	4.44	21,247.85	14:33:29	554067	89		757604	0		203537	-89	Bullish	Bullish	347.37	47600	1.37	47,606.15
14:34:30	617675	0		2739585	0		2121910	0	Bullish	Bullish	126.17	21250	4.44	21,256.40	14:34:30	554067	0		757604	0		203537	0	Bullish	Bullish	411.38	47700	1.37	47,654.50
14:35:30	584767	-32908	Short C	2657817	-81768	Long UW	2073050	-48860	Bullish	Bullish	122.92	21250	4.55	21,249.95	14:35:30	518895	-35172	Short C	765046	7442		246151	42614	Bullish	Bullish	404.78	47600	1.47	47,647.05
14:36:30	584767	0		2657817	0		2073050	0	Bullish	Bullish	125.08	21250	4.55	21,252.60	14:36:30	518895	0		765046	0		246151	0	Bullish	Bullish	423.22	47700	1.47	47,667.30
14:37:31	584767	0		2657817	0		2073050	0	Bullish	Bullish	124.61	21250	4.55	21,251.35	14:37:31	518896	1		765046	0		246150	-1	Bullish	Bullish	420.55	47700	1.47	47,692.30
14:38:29	580586	-4181	Short C	2643450	-14367	Long UW	2062864	-10186	Bullish	Bullish	130.98	21250	4.55	21,249.05	14:38:29	498234	-20662	Short C	787062	22016		288828	42678	Bullish	Bullish	448.45	47700	1.58	47,709.45
14:39:30	580586	0		2643450	0		2062864	0	Bullish	Bearish	119.25	21250	4.55	21,233.25	14:39:30	498234	0		787062	0		288828	0	Bullish	Bullish	396.34	47700	1.58	47,657.10
14:40:26	580586	0		2588567	-54883	Long UW	2007981	-54883	Bullish	Bullish	122.89	21250	4.46	21,257.60	14:40:26	498234	0		787062	0		288828	0	Bullish	Bullish	438.97	47700	1.58	47,704.95
14:41:29	565137	-15449	Short C	2588567	0		2023430	15449	Bullish	Bullish	135.02	21250	4.58	21,254.75	14:41:29	492725	-5509	Short C	806577	19515		313852	25024	Bullish	Bullish	497.53	47800	1.64	47,761.75
14:42:30	565137	0		2588567	0		2023430	0	Bullish	Bullish	138.19	21250	4.58	21,270.05	14:42:30	492725	0		806577	0		313852	0	Bullish	Bullish	537.74	47800	1.64	47,840.85
14:43:29	565137	0		2588567	0		2023430	0	Bullish	Bullish	142.09	21250	4.58	21,268.25	14:43:29	492725	0		806541	-36		313816	-36	Bullish	Bullish	499.90	47800	1.64	47,803.15
14:44:29	484566	-80571	Short C	2502485	-86082	Long UW	2017919	-5511	Bullish	Bullish	151.84	21250	5.16	21,266.40	14:44:29	464221	-28504	Short C	806541	0		342320	28504	Bullish	Bullish	503.37	47800	1.74	47,784.25
14:45:30	484566	0		2502485	0		2017919	0	Bullish	Bullish	145.70	21250	5.16	21,267.65	14:45:30	464221	0		806541	0		342320	0	Bullish	Bullish	525.56	47800	1.74	47,803.60
14:46:31	484566	0		2502485	0		2017919	0	Bullish	Bullish	142.64	21250	5.16	21,260.00	14:46:31	464211	-10		806541	0		342330	10	Bullish	Bullish	521.30	47800	1.74	47,784.15
14:47:25	489387	4821		2462863	-39622	Long UW	1973476	-44443	Bullish	Bullish	136.93	21250	5.03	21,269.80	14:47:25	460575	-3636	Short C	821837	15296		361262	18932	Bullish	Bullish	517.36	47900	1.78	47,857.95
14:48:29	489387	0		2462863	0		1973476	0	Bullish	Bullish	145.36	21250	5.03	21,268.35	14:48:29	460571	-4		821837	0		361266	4	Bullish	Bullish	587.51	47900	1.78	47,887.00
14:49:30	489387	0		2462863	0		1973476	0	Bullish	Bullish	139.66	21250	5.03	21,271.65	14:49:30	460571	0		821837	0		361266	0	Bullish	Bullish	551.77	47900	1.78	47,877.45
14:50:31	468003	-21384	Short C	2425592	-37271	Long UW	1957589	-15887	Bullish	Bullish	144.25	21250	5.18	21,264.35	14:50:31	442540	-18031	Short C	842430	20593		399890	38624	Bullish	Bullish	602.44	47900	1.9	47,906.35
14:51:29	468003	0		2425592	0		1957589	0	Bullish	Bullish	137.05	21250	5.18	21,261.80	14:51:29	442542	2		842430	0		399888	-2	Bullish	Bullish	608.47	47900	1.9	47,886.65
14:52:30	468003	0		2425592	0		1957589	0	Bullish	Bullish	139.95	21250	5.18	21,257.60	14:52:30	442542	0		842430	0		399888	0	Bullish	Bullish	627.24	47900	1.9	47,926.35
14:53:31	469460	1457		2366108	-59484	Long UW	1896648	-60941	Bullish	Bearish	131.02	21250	5.04	21,249.60	14:53:31	447763	5221		870565	28135		422802	22914	Bullish	Bullish	571.39	47900	1.94	47,859.75
14:54:29	469460	0		2366108	0		1896648	0	Bullish	Bearish	124.23	21250	5.04	21,253.75	14:54:29	447763	0		870565	0		422802	0	Bullish	Bullish	563.90	47900	1.94	47,876.60
14:55:30	469460	0		2366108	0		1896648	0	Bullish	Bearish	115.28	21250	5.04	21,242.95	14:55:30	447763	0		870565	0		422802	0	Bullish	Bearish	533.97	47800	1.94	47,824.85
14:56:30	489141	19681		2318748	-47360	Long UW	1829607	-67041	Bullish	Bearish	121.72	21250	4.74	21,251.40	14:56:30	433423	-14340	Short C	874048	3483		440625	17823	Bullish	Bullish	549.46	47800	2.02	47,832.35
14:57:31	489141	0		2318748	0		1829607	0	Bullish	Bearish	118.81	21250	4.74	21,240.85	14:57:31	433408	-15		874048	0		440640	15	Bullish	Bullish	549.46	47800	2.02	47,812.50
14:58:26	506283	17142		2318748	0		1812465	-17142	Bullish	Bearish	112.59	21250	4.58	21,244.90	14:58:26	433408	0		874048	0		440640	0	Bullish	Bullish	495.20	47800	2.02	47,805.90
14:59:29	506297	14		2289661	-29087	Long UW	1783364	-29101	Bullish	Bearish	123.81	21250	4.52	21,248.10	14:59:29	437239	3831		882495	8447		445256	4616	Bullish	Bullish	553.38	47800	2.02	47,835.95
15:00:30	506297	0		2289661	0		1783364	0	Bullish	Bearish	127.95	21250	4.52	21,247.55	15:00:30	437239	0		882495	0		445256	0	Bullish	Bearish	537.02	47800	2.02	47,821.55
15:01:26	506297	0		2289661	0		1783364	0	Bullish	Bearish	118.70	21250	4.52	21,237.00	15:01:26	437237	-2		882495	0		445258	2	Bullish	Bearish	505.01	47800	2.02	47,804.30
15:02:29	539329	33032		2261023	-28638	Long UW	1721694	-61670	Bullish	Bearish	118.06	21250	4.19	21,248.35	15:02:29	440837	3600		884997	2502		444160	-1098	Bullish	Bearish	500.04	47800		

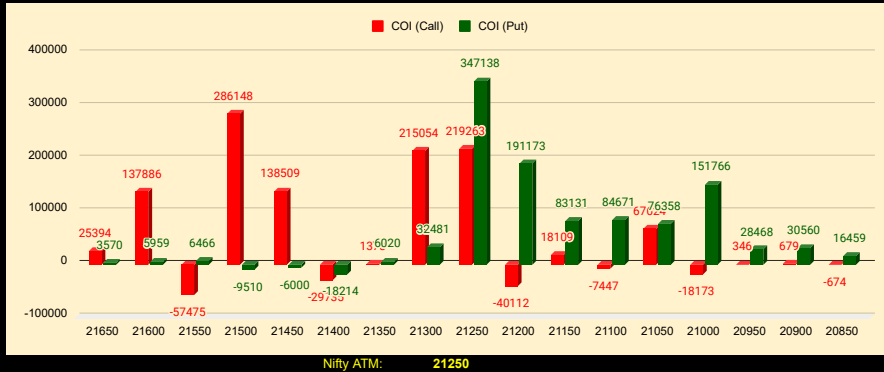


Nifty ATM	Nifty LTP	Nifty Pre Cl	Nifty Open	Nifty High	Nifty Low	India VIX	Select Expiry	Exp High	21,185.40	-102.95	Breakout	BN ATM	BN LTP	BN Pre CL	BN Open	BN High	BN Low	India VIX	Thursday	Exp High	47,512.10	-420.30	Breakout		
21250	21,255.05	21150.15	21,033.95	21,288.35	20,976.80	13.76	2023-12-21	Exp Low	20,882.50	94.30	Not Break	47800	47,840.15	47445.3	47,172.45	47,932.40	46,919.70	13.76		Exp Low	46,832.80	86.90	Not Break		
Call Time Value	Call OI	COI (Call)	Call Volume	OI Change	Call LTP	STRIKE	Put LTP	OI Change	Put Volume	COI (Put)	Put OI	Put Time Value	Call Time Value	Call OI	COI (Call)	Call Volume	OI Change	Call LTP	STRIKE	Put LTP	OI Change	Put Volume	COI (Put)	Put OI	Put Time Value
0.05	152435	138509	7771365	0	OTM 0.05	21450	ITM 195.1	0	70090	-6000	34509	0.20	417.65	185671	133012	3868187	0	OTM 417.65	48000	ITM 321.95	0	1044460	106138	136283	162.10
0.05	174923	-29735	15098741	0	OTM 0.05	21400	ITM 145.2	0	406986	-18214	11195	0.30	477.70	44901	14221	1782750	0	OTM 477.7	47900	ITM 276	0	545792	31819	36308	216.15
0.05	114657	1373	19924582	0	OTM 0.05	21350	ITM 95.35	0	738559	6020	9862	0.40	504.85	56607	48893	2337766	0	ATM 545	47800	ATM 239.05	0	785843	51392	59866	239.05
0.05	275531	215054	36598307	0	OTM 0.05	21300	ITM 45.2	0	5446239	32481	97581	0.25	474.60	36590	6266	2136783	0	ITM 614.7	47700	OTM 210.1	0	860556	31215	54408	210.10
0.00	331570	219263	46205429	0	ATM 4.9	21250	ATM 0.05	0	23022474	347138	365219	0.05	444.85	41176	17820	2562349	0	ITM 685	47600	OTM 182	0	1516141	37025	57107	182.00
0.00	129787	-40112	29143295	0	ITM 54.95	21200	OTM 0.1	0	29667195	191173	254123	0.10	424.85	87735	57987	4074986	0	ITM 765	47500	OTM 161	0	3335048	65798	128668	161.00
0.00	31469	18109	15455658	0	ITM 104.8	21150	OTM 0.05	0	21564342	83131	142887	0.05	395.30	28044	24657	2403439	0	ITM 835.4	47400	OTM 140	0	2255247	48500	53048	140.00
0.00	40764	-7447	12053726	0	ITM 154.55	21100	OTM 0.05	0	21226257	84671	179485	0.05	379.85	13496	8525	2096890	0	ITM 920	47300	OTM 124	0	2329596	53477	61879	124.00
0.00	75690	67624	5605019	0	ITM 204.65	21050	OTM 0.05	0	14882089	76358	125339	0.05	363.70	15049	6175	1851482	0	ITM 1003.4	47200	OTM 112.7	0	2417513	57005	65497	112.70
0.00	14296	-18173	4681200	0	ITM 254.1	21000	OTM 0.05	0	19929001	151766	231810	0.05	358.85	16542	13510	1184590	0	ITM 1099	47100	OTM 99.1	0	2281556	41892	55574	99.10
0.00	3125	346	811719	0	ITM 305.05	20950	OTM 0.05	0	9990663	28468	73691	0.05	333.00	56811	7809	1425874	0	ITM 1173.	47000	OTM 88	0	4061763	86000	180738	88.00
0.00	6001	679	481954	0	ITM 354.8	20900	OTM 0.05	0	11780060	30560	117816	0.05	345.15	6377	3756	226151	0	ITM 1285.	46900	OTM 76.9	0	1432758	30400	47336	76.90
0.00	1216	-674	62282	0	ITM 404.9	20850	OTM 0.05	0	7418362	16459	66072	0.05	320.05	8164	5336	131946	0	ITM 1360.	46800	OTM 69	0	1502336	36791	49947	69.00
0.00	4501	-36308	102783	0	ITM 454.6	20800	OTM 0.05	0	7946540	-11294	110905	0.05	312.10	4290	2315	50584	0	ITM 1452.	46700	OTM 61.85	0	971323	16742	35786	61.85
0.00	371	-334	6366	0	ITM 504.05	20750	OTM 0.05	0	5061863	-17151	60799	0.05	315.40	4339	2782	42964	0	ITM 1555.	46600	OTM 55.85	0	930555	27454	36725	55.85
0.90	3044	-3977	19943	0	ITM 555.95	20700	OTM 0.05	0	6039151	89422	134738	0.05	294.10	9576	-1301	54164	0	ITM 1634.	46500	OTM 49	0	1755542	45119	96258	49.00
1.25	102	-241	2094	0	ITM 606.3	20650	OTM 0.05	0	2969602	25266	50533	0.05	274.85	1680	643	5910	0	ITM 1715	46400	OTM 43.15	0	590180	8636	20517	43.15
	1359482	239615							1009724	2066564				617048	352406							775403	1175945		
15:34						21-Dec-2023 15:34:09	NIFTY NET OI	770109		Nifty50 PCR :	4.21			15:34						21-Dec-2023 15:34:09	BN NET OI	422997		Bank Nifty PCR :	2.2

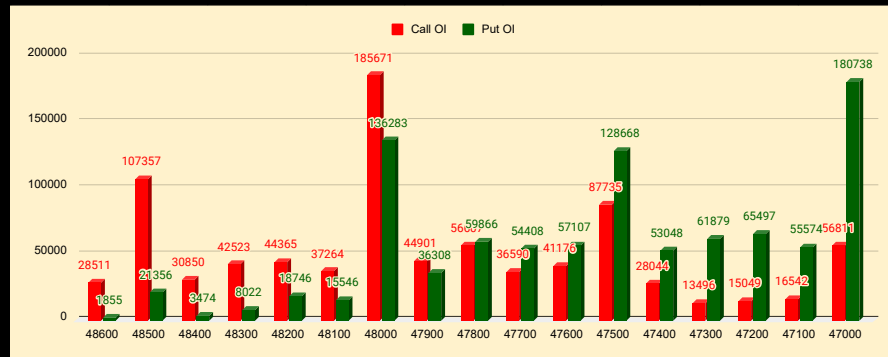
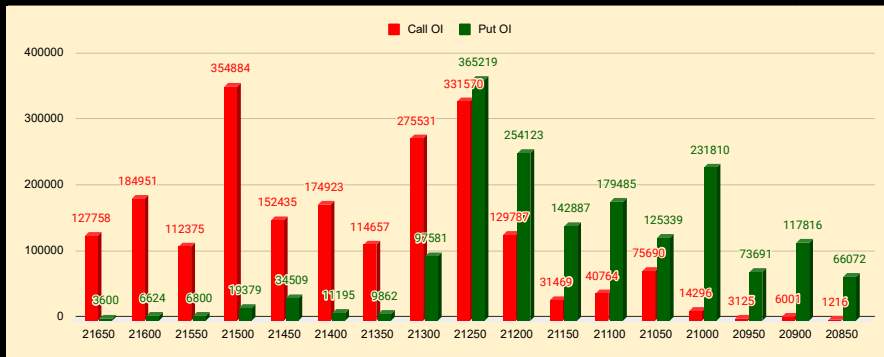
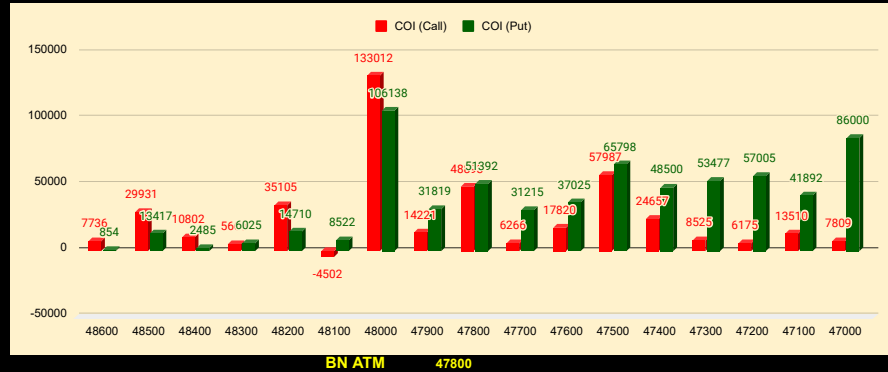
**NIFTY 50**

**BANK NIFTY**

21-Dec-2023 15:34:12 Thursday



21-Dec-2023 15:34:12 Thursday



## Golden Rules using OiDeer

### Avoid Signals of VWAP difference below 9-10 Points

9-10 प्वाइंट से नीचे VWAP अंतर के सिग्नल से बचें

**PCR above 2 Strong Bullish & PCR Below 0.50 is Strong Bearish. If Call COI is negative then it will show 100 PCR and If Put COI is negative then it will show 0 PCR**

PCR २ के ऊपर Strong बुलिश और PCR ०.५० के निचे स्ट्रॉंग बिअरिश। यदि कॉल COI नेगेटिव है तो यह 100 PCR दिखाएगा और यदि COI पुट नकारात्मक है तो यह 0 PCR दिखाएगा

**Rule 1) Both Nifty and Bank Nifty Oi data should be in same direction. If One is Negative and other is positive then Avoid Trade because कौन किसको अपनी तरफ खिंचेगा ये कह नहीं सकते. Let Both Nifty and BN Oi data in Same direction then look for any Opportunity.**

नियम 1) निफ्टी और बैंक निफ्टी दोनों डेटा एक ही दिशा में होने चाहिए। यदि एक नकारात्मक है और दूसरा सकारात्मक है तो व्यापार से बचें क्योंकि कौन किसको अपनी तरफ खिंचेगा ये कह नहीं सकते। निफ्टी और बीएन ओआई डेटा दोनों को एक ही दिशा में जाने दें और फिर किसी अवसर की तलाश करें।

**Rule 2) Safe traders can wait for All Three Singals become Same color. If all Three Signals are not Same then Please Avoide Trade.**

नियम 2) सुरक्षित ट्रेडर तीनों सिग्नल के एक ही रंग में आने का इंतजार कर सकते हैं। यदि तीनों संकेत समान नहीं हैं तो कृपया व्यापार से बचें।

**Rule 3) Any upside movement should be supported by short Covering and any downside movement should be supported by Long unwinding.**

नियम 3) किसी भी ऊपर की गतिविधि को शॉर्ट कवरींग द्वारा समर्थित किया जाना चाहिए और किसी भी नकारात्मक गतिविधि को लॉन्ग अनवाइंडिंग द्वारा समर्थित किया जाना चाहिए।

**Rule 4) if Oi data is Negative (Oi data below red line) and if market already given big downside movement, then please wait till market to Go Up near VWAP and Return then Buy Put PE with SL above VWAP. (VWAP Difference below 10 is best for taking Position)**

नियम 4) यदि Oi डेटा नकारात्मक है (लाल रेखा के नीचे Oi डेटा) और यदि बाजार में पहले से ही बड़ी गिरावट है, तो कृपया VWAP के पास बाजार के ऊपर जाने तक प्रतीक्षा करें और फिर VWAP के ऊपर SL के साथ PE खरीदें। (VWAP अंतर 10 से कम स्थिति लेने के लिए सबसे अच्छा है)

**Rule 5) if Oi is Positive (Oi data above red line) and if market already given big upside movement then wait for market to come down near VWAP and go up then Buy Call CE with SL below VWAP. (VWAP Difference below 10 is best for taking Position)**

नियम 5) यदि Oi धनात्मक है (लाल रेखा के ऊपर Oi डेटा) और यदि बाजार में पहले से ही बड़ी तेजी है तो बाजार के VWAP के पास नीचे आने और ऊपर जाने की प्रतीक्षा करें, फिर VWAP के नीचे SL के साथ कॉल CE खरीदें। (VWAP अंतर 10 से कम स्थिति लेने के लिए सबसे अच्छा है)

**Rule 6) In Reversal Case, Take Trade on the Basis of Price Action and VWAP Signal because Net Oi Signal Come Latter.**

नियम 6) रिवर्सल केस में, प्राइस एक्शन और VWAP सिग्नल के आधार पर Trade लें क्योंकि नेट Oi सिग्नल बाद में आते हैं।

**Rule 7) When your target is done of 40-50 points, Close your PC/laptop and don't look back to Market and Enjoy the day. (निफ्टी बुलाती है मगर जानेका नहीं)**

नियम 7) जब आपका लक्ष्य 40-50 अंक का हो जाए, तो अपना पीसी/लैपटॉप बंद कर दें और बाजार की ओर मुड़कर न देखें और दिन का आनंद लें। (निफ्टी बुलाती है मगर जानेका नहीं)

**Rule 8) Do not try to catch every movement. Do not Overtrade.**

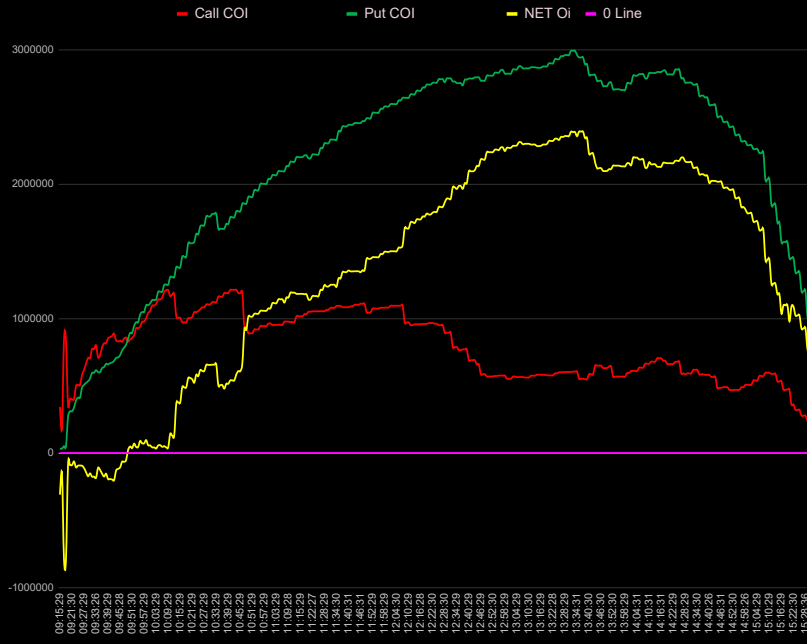
नियम 8) हर Movement को पकड़ने की कोशिश न करें। ओवरट्रेड न करें।

**Wish you Happy Trading Day 👍**

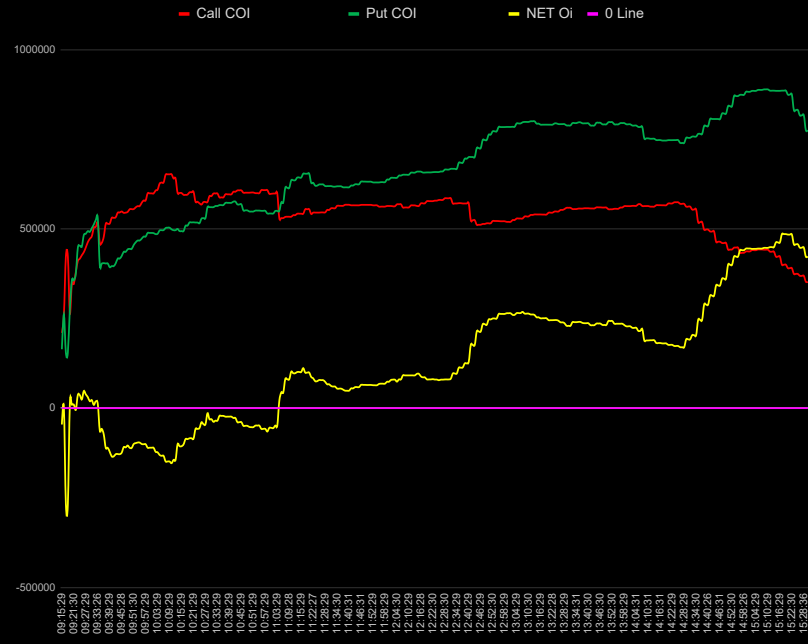
**आपको ट्रेडिंग दिवस की शुभकामनाएं 👍**



**- Team OiDeer**


### NIFTY 50






### BANK NIFTY



Nifty ATM	Nifty Spot	Nifty Pre Cl	Nifty Open	Nifty High	Nifty Low	India VIX	Current Expiry	Exp High	21,185.40	-102.95	Breakout	Resistanc	21500	BN ATM	BN Spot	BN Pre CL	BN Open	BN High	BN Low	India VIX	Thursday		Exp High	47,512.10	-420.30	Breakout	Resistanc	48000
21250	21,255.05	21150.15	21,033.95	21,288.35	20,976.80	13.76	2023-12-21	Exp Low	20,882.50	94.30	Not Break	Support	21250	47800	47,840.15	47,445.30	47,172.45	47,932.40	46,919.70	13.76			Exp Low	46,832.80	86.90	Not Break	Support	47000
Time	Call COI (Bearish)	Call COI (+▲▼)	Short Covering	Put COI (Bullish)	Put COI (+▲▼)	Long UW	NET Oi	▲▼	Net Oi Signal	Price Action Signal		Nifty PCR	Nifty LTP	Time	Call COI (Bearish)	Call COI (+▲▼)	Short Covering	Put COI (Bullish)	Put COI (+▲▼)	Long Unwinding	NET Oi	▲▼	Net Oi Signal	Price Action Signal		BN PCR	BN LTP	
09:15:55	184923	0		32518	0		-152405	0	Bearish	Wait		0.78	20,993.55	09:15:55	259153	0		261643	0		2490	0	Bullish	Wait		1.01	47,135.00	
09:20:56	399791	214868		309292	276774		-90499	61906	Bearish	Wait		0.77	21,050.80	09:20:56	346831	87678		356450	94807		9619	7129	Bullish	Wait		1.03	47,131.55	
09:25:54	581186	181395		486198	176906		-94988	-4489	Bearish	Wait		0.84	21,029.35	09:25:54	435046	88215		482834	126384		47788	38169	Bullish	Wait		1.11	47,068.95	
09:31:13	772408	191222		596241	110043		-176167	-81179	Bearish	Bullish		0.77	21,021.75	09:31:13	502920	67874		512119	29285		9199	-38589	Bullish	Bearish		1.02	47,043.15	
09:35:54	785485	13077		631131	34890		-154354	21813	Bearish	Bearish		0.8	21,007.95	09:35:54	478116	-24804	Short C	404580	-107539	Long UW	-73536	-82735	Bearish	Bearish		0.85	46,952.95	
09:40:53	870769	85284		673343	42212		-197426	-43072	Bearish	Bullish		0.77	21,036.85	09:40:53	530846	52730		396225	-8355	Long UW	-134621	-61085	Bearish	Bearish		0.75	47,038.05	
09:45:54	827224	-43545	Short C	762369	89026		-64855	132571	Bearish	Bullish		0.92	21,076.35	09:45:54	544764	13918		436054	39829		-108710	25911	Bearish	Bullish		0.8	47,122.05	
09:50:54	856392	29168		892351	129982		35959	100814	Bullish	Bullish		1.04	21,061.60	09:50:54	555110	10346		454988	18934		-100122	8588	Bearish	Bullish		0.82	47,097.10	
09:55:54	976539	120147		1048283	155932		71744	35785	Bullish	Bullish		1.07	21,058.95	09:55:54	579338	24228		478674	23686		-100664	-542	Bearish	Bullish		0.83	47,069.15	
10:00:52	1096206	119667		1137567	820645		41361	-30383	Bullish	Bearish		1.04	21,065.45	10:00:52	598982	19644		488196	9522		-110786	-10122	Bearish	Bearish		0.82	47,073.85	
10:05:55	1154563	58357		1200160	62593		45597	4236	Bullish	Bullish		1.04	21,077.75	10:05:55	629580	30598		496459	8263		-133121	-22335	Bearish	Bullish		0.79	47,127.20	
10:10:53	1179242	24679		1308675	108515		129433	83836	Bullish	Bullish		1.11	21,122.40	10:10:53	640747	11167		496412	-47		-144335	-11214	Bearish	Bullish		0.77	47,233.70	
10:15:54	971714	-207528	Short C	1460034	151359		488320	358887	Bullish	Bullish		1.5	21,119.30	10:15:54	594989	-45758	Short C	493892	-2520	Long UW	-101097	43238	Bearish	Bullish		0.83	47,216.30	
10:20:58	1012103	40389		1560043	100099		547940	59620	Bullish	Bullish		1.54	21,136.65	10:20:58	603646	8657		518392	24500		-85254	15843	Bearish	Bullish		0.86	47,288.50	
10:25:54	1082974	70871		1692962	132919		609988	62048	Bullish	Bullish		1.56	21,135.00	10:25:54	574934	-28712	Short C	530086	11694		-44848	40406	Bearish	Bullish		0.92	47,276.10	
10:30:51	1121798	38824		1778359	85397		656561	46573	Bullish	Bearish		1.59	21,096.65	10:30:51	598729	23795		560613	30527		-38116	6732	Bearish	Bearish		0.94	47,189.95	
10:35:52	1163081	41283		1667928	-110431	Long UW	504847	-151714	Bullish	Bearish		1.43	21,081.00	10:35:52	588036	-10693	Short C	566411	5798		-21625	16491	Bearish	Bearish		0.96	47,157.55	
10:40:54	1213388	50307		1753294	85366		539906	35059	Bullish	Bearish		1.44	21,084.80	10:40:54	603646	15610		576157	9746		-27489	-5864	Bearish	Bearish		0.95	47,188.70	
10:45:56	1189116	-24272	Short C	1854864	101570		665748	125842	Bullish	Bullish		1.56	21,148.65	10:45:56	600988	-2658	Short C	551696	-24461	Long UW	-49292	-21803	Bearish	Bullish		0.92	47,282.70	
10:50:54	890855	-298261	Short C	1905262	50398		1014407	348659	Bullish	Bullish		2.14	21,145.75	10:50:54	601501	513		548479	-3217	Long UW	-53022	-3730	Bearish	Bullish		0.91	47,279.85	
10:55:56	944316	53461		2001962	196750		1057646	43239	Bullish	Bullish		2.12	21,146.55	10:55:56	608191	6690		550392	1913		-57799	-4777	Bearish	Bullish		0.9	47,321.95	
11:00:54	952092	7776		2066312	64350		1114220	56574	Bullish	Bullish		2.17	21,154.45	11:00:54	598663	-9528	Short C	542974	-7418	Long UW	-55689	2110	Bearish	Bullish		0.91	47,346.30	
11:05:54	953237	1145		2095816	29504		1142579	28359	Bullish	Bullish		2.2	21,169.30	11:05:54	530181	-68482	Short C	573942	30968		43761	99450	Bullish	Bullish		1.08	47,438.00	
11:10:54	973683	20446		2166003	70187		1192320	49741	Bullish	Bearish		2.22	21,145.55	11:10:54	538305	8124		635740	61798		97435	53674	Bullish	Bullish		1.18	47,359.00	
11:15:54	1016748	43065		2200261	34258		1183513	-8807	Bullish	Bullish		2.16	21,157.30	11:15:54	542425	4120		653926	18186		111501	14066	Bullish	Bullish		1.21	47,383.45	
11:20:54	1050477	33729		2192411	-7850	Long UW	1141934	-41579	Bullish	Bearish		2.09	21,144.40	11:20:54	541598	-827		628639	-25287	Long UW	87041	-24460	Bullish	Bearish		1.16	47,350.00	
11:25:47	1054396	3919		2266995	74584		1212599	70665	Bullish	Bullish		2.15	21,153.85	11:25:47	545995	4397		624069	-4570	Long UW	78074	-8967	Bullish	Bullish		1.14	47,374.30	
11:30:52	1079802	25406		2330601	63606		1250799	38200	Bullish	Bearish		2.16	21,149.40	11:30:52	557684	11689		619435	-4634	Long UW	61751	-16323	Bullish	Bearish		1.11	47,329.70	
11:35:55	1093906	14104		2392426	61825		1298520	47721	Bullish	Bullish		2.19	21,154.45	11:35:55	564395	6711		618850	-585		54455	-7296	Bullish	Bearish		1.1	47,349.80	
11:40:55	1090356	-3550	Short C	2441160	48734		1350804	52284	Bullish	Bullish		2.24	21,157.15	11:40:55	565846	1451		620907	2057		55061	606	Bullish	Bearish		1.1	47,357.95	
11:45:54	1109583	19227		2454011	12851		1344428	-6376	Bullish	Bullish		2.21	21,156.20	11:45:54	566978	1132		631958	11051		64980	9919	Bullish	Bullish		1.11	47,351.60	
11:50:51	1045113	-64470	Short C	2489472	53461		1444359	99931	Bullish	Bearish		2.38	21,152.50	11:50:51	566992	14		631678	-280		64686	-294	Bullish	Bearish		1.11	47,318.55	
11:55:55	1080307	35194		2559989	70517		1479682	35323	Bullish	Bullish		2.37	21,168.85	11:55:55	562186	-4806	Short C	630426	-1252	Long UW	68240	3554	Bullish	Bullish		1.12	47,363.30	
12:00:55	1095133	14826		2595472	35483		1500339	20657	Bullish	Bullish		2.37	21,163.20	12:00:55	563866	1680		642533	12107		78667	10427	Bullish	Bearish		1.14	47,346.05	
12:05:55	1095002	-131		2622395	26923		1527393	27054	Bullish	Bullish		2.39	21,187.60	12:05:55	568611	4745		648773	6240		80162	1495	Bullish	Bullish		1.14	47,407.75	
12:10:54	950825	-144177	Short C	2667496	45101		1716671	189278	Bullish	Bullish		2.81	21,183.60	12:10:54	565567	-3044	Short C	656930	8157		91363	11201	Bullish	Bearish		1.16	47,359.05	
12:15:54	957213	6388		2694684	27188		1737471	20800	Bullish	Bullish		2.82	21,179.20	12:15:54	564076	-1491	Short C	659803	2873		95727	4364	Bullish	Bullish		1.17	47,347.50	
12:20:54	966091	8878		2740329	45645		1774238	36767	Bullish	Bearish		2.84	21,184.25	12:20:54	577436	13360		657567	-2236	Long UW	80131	-15596	Bullish	Bearish		1.14	47,375.25	
12:25:56	950494	-15597	Short C	2780245	39916		1829751	55513	Bullish	Bullish		2.93	21,198.95	12:25:56	580792	3356		660284	2717		79492	-639	Bullish	Bullish		1.14	47,404.05	
12:30:54	893821	-56673	Short C	2785730	5485		1891909	62158	Bullish	Bullish		3.12	21,213.25	12:30:54	585404	4612		667627	7343		82223	2731	Bullish	Bullish		1.14	47,459.20	
12:35:50	765652	-128169	Short C	2751125	-34605	Long UW	1985473	93564	Bullish	Bullish		3.59	21,209.15	12:35:50	571758	-13646	Short C	684571	16944		112813	30590	Bullish	Bullish		1.2	47,445.45	
12:40:54	690184	-75468	Short C	2785386	34261		2095202	109729	Bullish	Bullish		4.04	21,235.90	12:40:54	524180	-47578	Short C	700496	15925		176316	63503	Bullish	Bullish		1.34	47,576.30	
12:45:54	585817	-104367	Short C	2769552	-15834	Long UW	2183735	88533	Bullish	Bullish		4.73	21,247.80	12:45:54	511625	-12555	Short C	725439	24943		213814	37498	Bullish	Bullish		1.42	47,586.90	
12:50:54	569317	-16500	Short C	2806892	37340		2237575	53840	Bullish	Bullish		4.93	21,246.60	12:50:54	515618	3993		762972	37533		247354	33540	Bullish	Bullish		1.48	47,585.40	
12:55:54	575680	6363		2848039	41147		2272359	34784	Bullish	Bullish		5.95	21,250.45	12:55:54	521300	5682		784094	21122		262794							

Nifty ATM	Nifty Spot	Nifty Pre Cl	Nifty Open	Nifty High	Nifty Low	India VIX	Current Expiry	Exp High	21,185.40	-102.95	Breakout	Resistanc	21500	BN ATM	BN Spot	BN Pre CL	BN Open	BN High	BN Low	India VIX	Thursday	Exp High	47,512.10	-420.30	Breakout	Resistanc	48000		
21250	21,255.05	21150.15	21,033.95	21,288.35	20,976.80	13.76	2023-12-21	Exp Low	20,882.50	94.30	Not Break	Support	21250	47800	47,840.15	47,445.30	47,172.45	47,932.40	46,919.70	13.76		Exp Low	46,832.80	86.90	Not Break	Support	47000		
Time	Call COI (Bearish ▼)	Call COI (+▲▼)	Short Covering	Put COI (Bullish ▲)	Put COI (+▲▼)	Long UW	NET Oi	+▲▼	Net Oi Signal	Price Action Signal			Nifty PCR	Nifty LTP	Time	Call COI (Bearish ▼)	Call COI (+▲▼)	Short Covering	Put COI (Bullish ▲)	Put COI (+▲▼)	Long Unwinding	NET Oi	+▲▼	Net Oi Signal	Price Action Signal			BN PCR	BN LTP
14:15:55	704481	25386		2833609	7224		2129128	-18162	Bullish	Bearish			4.02	21,216.80	14:15:55	566138	3988		747824	-3680	Long UW	181686	-7668	Bullish	Bullish			1.32	47,460.80
14:20:54	660965	-43516	Short C	2816445	-17164	Long UW	2155480	26352	Bullish	Bullish			4.26	21,221.70	14:20:54	570973	4835		747559	-265		176586	-5100	Bullish	Bullish			1.31	47,447.05
14:25:55	592192	-68773	Short C	2788601	-27844	Long UW	2196409	40929	Bullish	Bullish			4.71	21,248.10	14:25:55	569923	-1050	Short C	739868	-7691	Long UW	169945	-6641	Bullish	Bullish			1.3	47,519.15
14:30:54	591617	-575		2755101	-33500	Long UW	2163484	-32925	Bullish	Bullish			4.66	21,243.55	14:30:54	562214	-7709	Short C	754083	14215		191869	21924	Bullish	Bullish			1.34	47,538.70
14:35:51	584767	-6850	Short C	2657817	-97284	Long UW	2073050	-90434	Bullish	Bullish			4.55	21,252.60	14:35:51	518895	-43319	Short C	765046	10963		246151	54282	Bullish	Bullish			1.47	47,667.30
14:40:54	565137	-19630	Short C	2588567	-69250	Long UW	2023430	-49620	Bullish	Bullish			4.58	21,254.75	14:40:54	492725	-26170	Short C	806577	41531		313852	67701	Bullish	Bullish			1.64	47,761.75
14:45:57	484566	-80571	Short C	2502485	-86082	Long UW	2017919	-5511	Bullish	Bullish			5.16	21,260.00	14:45:57	464211	-28514	Short C	806541	-36		342330	28478	Bullish	Bullish			1.74	47,784.15
14:50:54	468003	-16563	Short C	2425592	-76893	Long UW	1957589	-60330	Bullish	Bullish			5.18	21,261.80	14:50:54	442542	-21669	Short C	842430	35889		399888	57558	Bullish	Bullish			1.9	47,886.65
14:55:54	489141	21138		2318748	-106844	Long UW	1829607	-127982	Bullish	Bearish			4.74	21,251.40	14:55:54	433423	-9119	Short C	874048	31618		440625	40737	Bullish	Bullish			2.02	47,832.35
15:00:55	506297	17156		2289661	-29087	Long UW	1783364	-46243	Bullish	Bearish			4.52	21,237.00	15:00:55	437237	3814		882495	8447		445258	4633	Bullish	Bullish			2.02	47,804.30
15:05:54	572534	66237		2230728	-59933	Long UW	1658194	-125170	Bullish	Bearish			3.9	21,247.00	15:05:54	442571	5334		887708	5213		445137	-121	Bullish	Bearish			2.01	47,818.20
15:10:54	588121	15587		1847491	-383237	Long UW	1259370	-398824	Bullish	Bearish			3.14	21,236.15	15:10:54	436513	-6058	Short C	885633	-2075	Long UW	449120	3983	Bullish	Bearish			2.03	47,801.55
15:15:50	532613	-55508	Short C	1568696	-278795	Long UW	1036083	-223287	Bullish	Bullish			2.95	21,257.05	15:15:50	422754	-13759	Short C	885143	-490		462389	13269	Bullish	Bullish			2.09	47,889.95
15:20:55	360107	-172506	Short C	1449619	-119077	Long UW	1089512	53429	Bullish	Bullish			4.03	21,253.00	15:20:55	390489	-32265	Short C	874636	-10507	Long UW	484147	21758	Bullish	Bearish			2.24	47,811.55
15:25:54	277416	-82691	Short C	1203158	-246461	Long UW	925742	-163770	Bullish	Bullish			4.34	21,268.35	15:25:54	369061	-21428	Short C	816713	-57923	Long UW	447652	-36495	Bullish	Bullish			2.21	47,803.25
15:30:54	239615	-37801	Short C	1009724	-193434	Long UW	770109	-155633	Bullish	Bullish			4.21	21,280.95	15:30:54	352406	-16655	Short C	775403	-41310	Long UW	422997	-24655	Bullish	Bearish			2.2	47,849.40

Nifty ATM	Nifty Spot	Nifty Pre Cl	Nifty Open	Nifty High	Nifty Low	India VIX	Current Expiry	Exp High	21,185.40	-102.95	Breakout	Resistanc	21500	BN ATM	BN Spot	BN Pre CL	BN Open	BN High	BN Low	India VIX	Thursday		Exp High	47,512.10	-420.30	Breakout	Resistanc	48000
21250	21,255.05	2150.15	21,033.95	21,288.35	20,976.80	13.76	2023-12-21	Exp Low	20,882.50	94.30	Not Break	Support	21250	47800	47,840.15	47,445.30	47,172.45	47,932.40	46,919.70	13.76			Exp Low	46,832.80	86.90	Not Break	Support	47000
Time	Call COI (Bearish ▼)	Call COI (+▲▼)	Short Covering	Put COI (Bullish ▲)	Put COI (+▲▼)	Long UW	NET Oi	+▲▼	Net Oi Signal	Price Action Signal		Nifty PCR	Nifty LTP	Time	Call COI (Bearish ▼)	Call COI (+▲▼)	Short Covering	Put COI (Bullish ▲)	Put COI (+▲▼)	Long Unwinding	NET Oi	+▲▼	Net Oi Signal	Price Action Signal		BN PCR	BN LTP	
09:20:19	399791	0		309292	0		-90499	0	Bearish	Wait		0.77	21,058.50	09:20:19	346831	0		356450	0		9619	0	Bullish	Wait		1.03	47,206.30	
09:30:19	706351	306560		554433	245141		-151918	-61419	Bearish	Bearish		0.78	21,030.40	09:30:19	479577	132746		502008	145558		22431	12812	Bullish	Bearish		1.05	47,068.25	
09:40:32	861931	155580		668186	113753		-193745	-41827	Bearish	Bullish		0.78	21,066.55	09:40:32	530846	51269		396225	-105783	Long UW	-134621	-157052	Bearish	Bullish		0.75	47,110.55	
09:50:19	844281	-17650	Short C	892351	224165		48070	241815	Bullish	Bearish		1.06	21,046.55	09:50:19	555110	24264		444214	47989		-110896	23725	Bearish	Bearish		0.8	47,071.45	
10:00:19	1055846	211565		1112139	219788		56293	8223	Bullish	Bullish		1.05	21,060.90	10:00:19	599098	43988		488739	44525		-110359	537	Bearish	Bearish		0.82	47,056.85	
10:10:19	1166947	111101		1308675	196536		141728	85435	Bullish	Bullish		1.12	21,110.00	10:10:19	652234	53136		498697	9958		-153537	-43178	Bearish	Bullish		0.76	47,203.25	
10:20:19	1003034	-163913	Short C	1560043	251368		557009	415281	Bullish	Bullish		1.56	21,143.70	10:20:19	602103	-50131	Short C	518066	19369		-84037	69500	Bearish	Bullish		0.86	47,292.60	
10:30:20	1104890	101856		1759829	199786		654939	97930	Bullish	Bearish		1.59	21,118.40	10:30:20	591445	-10658	Short C	560613	42547		-30832	53205	Bearish	Bearish		0.95	47,256.40	
10:40:19	1213388	108498		1753294	-6535	Long UW	539906	-115033	Bullish	Bearish		1.44	21,084.40	10:40:19	596407	4962		572694	12081		-23713	7119	Bearish	Bearish		0.96	47,178.25	
10:50:19	890855	-322533	Short C	1905262	151968		1014407	474501	Bullish	Bullish		2.14	21,145.75	10:50:19	601501	5094		548479	-24215	Long UW	-53022	-29309	Bearish	Bullish		0.91	47,279.85	
11:00:20	962641	71786		2038143	132881		1075502	61095	Bullish	Bearish		2.12	21,142.45	11:00:20	597966	-3535	Short C	542974	-5505	Long UW	-54992	-1970	Bearish	Bullish		0.91	47,314.75	
11:10:19	973683	11042		2166003	127860		1192320	116818	Bullish	Bullish		2.22	21,145.85	11:10:19	533948	-64018	Short C	635740	92766		101792	156784	Bullish	Bullish		1.19	47,358.70	
11:20:19	1050477	76794		2192411	26408		1141934	-50386	Bullish	Bearish		2.09	21,133.85	11:20:19	541598	7650		628639	-7101	Long UW	87041	-14751	Bullish	Bearish		1.16	47,331.60	
11:30:19	1064880	14403		2303570	111159		1238690	96756	Bullish	Bullish		2.16	21,140.45	11:30:19	552825	11227		619435	-9204	Long UW	66610	-20431	Bullish	Bearish		1.12	47,320.25	
11:40:20	1083836	18956		2441160	137590		1357324	118634	Bullish	Bullish		2.25	21,152.35	11:40:20	567302	14477		616008	-3427	Long UW	48706	-17904	Bullish	Bullish		1.09	47,347.65	
11:50:19	1045113	-38723	Short C	2489472	48312		1444359	87035	Bullish	Bullish		2.38	21,154.65	11:50:19	566992	-310		631678	15670		64686	15980	Bullish	Bearish		1.11	47,324.55	
12:00:19	1081804	36691		2577631	88159		1495827	51468	Bullish	Bullish		2.38	21,165.15	12:00:19	563866	-3126	Short C	637497	5819		73631	8945	Bullish	Bullish		1.13	47,350.45	
12:10:20	970907	-110897	Short C	2641935	64304		1671028	175201	Bullish	Bullish		2.72	21,182.60	12:10:20	559816	-4050	Short C	651136	13639		91320	17689	Bullish	Bullish		1.16	47,368.00	
12:20:19	966091	-4816	Short C	2740329	98394		1774238	103210	Bullish	Bearish		2.84	21,182.60	12:20:19	577436	17620		657567	6431		80131	-11189	Bullish	Bullish		1.14	47,369.95	
12:30:19	893821	-72270	Short C	2785730	45401		1891909	117671	Bullish	Bullish		3.12	21,205.50	12:30:19	585404	7968		665483	7916		80079	-52	Bullish	Bullish		1.14	47,425.90	
12:40:20	690184	-203637	Short C	2785386	-344		2095202	203293	Bullish	Bullish		4.04	21,237.75	12:40:20	570904	-14500	Short C	700496	35013		129592	49513	Bullish	Bullish		1.23	47,538.95	
12:50:18	569317	-120867	Short C	2806892	21506		2237575	142373	Bullish	Bullish		4.93	21,241.25	12:50:18	515618	-55286	Short C	762972	62476		247354	117762	Bullish	Bullish		1.48	47,588.15	
13:00:20	551884	-17433	Short C	2821572	14680		2269688	32113	Bullish	Bullish		5.11	21,241.35	13:00:20	519702	4084		784437	21465		264735	17381	Bullish	Bearish		1.51	47,533.05	
13:10:21	561259	9375		2860844	39272		2299585	29897	Bullish	Bearish		5.1	21,230.40	13:10:21	534692	14990		798430	13993		263738	-997	Bullish	Bearish		1.49	47,507.90	
13:20:19	577215	15956		2898179	37335		2320964	21379	Bullish	Bullish		5.02	21,236.40	13:20:19	545294	10602		790696	-7734	Long UW	245402	-18336	Bullish	Bullish		1.45	47,523.65	
13:30:19	602353	25138		2959740	61561		2357387	36423	Bullish	Bullish		4.91	21,240.35	13:30:19	558886	13592		788613	-2083	Long UW	229727	-15675	Bullish	Bullish		1.41	47,525.15	
13:40:20	585411	-16942	Short C	2812718	-147022	Long UW	2227307	-130080	Bullish	Bearish		4.8	21,200.60	13:40:20	557592	-1294	Short C	794499	5886		236907	7180	Bullish	Bearish		1.42	47,424.10	
13:50:16	642983	57572		2754287	-58431	Long UW	2111304	-116003	Bullish	Bullish		4.28	21,205.60	13:50:16	554786	-2806	Short C	797742	3243		242956	6049	Bullish	Bullish		1.44	47,439.70	
14:00:36	595458	-47525	Short C	2750055	-4232	Long UW	2154597	-43293	Bullish	Bullish		4.62	21,222.65	14:00:36	563526	8740		791792	-5950	Long UW	228266	-14690	Bullish	Bullish		1.41	47,446.65	
14:10:19	663581	68123		2826385	76330		2162804	8207	Bullish	Bearish		4.26	21,197.95	14:10:19	563730	204		752585	-39207	Long UW	188855	-39411	Bullish	Bearish		1.34	47,388.70	
14:20:18	660965	-2616	Short C	2816445	-9940	Long UW	2155480	-7324	Bullish	Bullish		4.26	21,224.15	14:20:18	570973	7243		747559	-5026	Long UW	176586	-12269	Bullish	Bullish		1.31	47,443.60	
14:30:20	591617	-69348	Short C	2755101	-61344	Long UW	2163484	8004	Bullish	Bullish		4.66	21,238.35	14:30:20	562214	-8759	Short C	754083	6524		191869	15283	Bullish	Bullish		1.34	47,533.95	
14:40:18	580586	-11031	Short C	2588567	-166534	Long UW	2007981	-155503	Bullish	Bullish		4.46	21,257.60	14:40:18	498234	-63980	Short C	787062	32979		288828	96959	Bullish	Bullish		1.58	47,704.95	
14:50:19	468003	-112583	Short C	2425592	-162975	Long UW	1957589	-50392	Bullish	Bullish		5.18	21,264.35	14:50:19	442540	-56694	Short C	842430	55368		399890	11062	Bullish	Bullish		1.9	47,906.35	
15:00:20	506297	38294		2289661	-135931	Long UW	1783364	-174225	Bullish	Bearish		4.52	21,247.55	15:00:20	437239	-5301	Short C	882495	40065		445256	45366	Bullish	Bearish		2.02	47,821.55	
15:10:19	596746	90449		2033920	-255741	Long UW	1437174	-346190	Bullish	Bearish		3.41	21,233.95	15:10:19	442026	4787		889155	6660		447129	1873	Bullish	Bearish		2.01	47,787.40	
15:20:18	470646	-126100	Short C	1449619	-584301	Long UW	978973	-458201	Bullish	Bullish		3.08	21,257.40	15:20:18	390488	-51538	Short C	874636	-14519	Long UW	484148	37019	Bullish	Bullish		2.24	47,861.10	
15:30:19	239615	-231031	Short C	1009724	-439895	Long UW	770109	-208864	Bullish	Bullish		4.21	21,272.65	15:30:19	352406	-38082	Short C	775403	-99233	Long UW	422997	-61151	Bullish	Bearish		2.2	47,821.85	

Nifty ATM	Nifty Spot	Nifty Pre Cl	Nifty Open	Nifty High	Nifty Low	India VIX	Current Expiry	Exp High	21,185.40	-102.95	Breakout	Resistanc	21500	BN ATM	BN Spot	BN Pre CL	BN Open	BN High	BN Low	India VIX	Thursday	Exp High	47,512.10	-420.30	Breakout	Resistanc	48000
21250	21,255.05	21150.15	21,033.95	21,288.35	20,976.80	13.76	2023-12-21	Exp Low	20,882.50	94.30	Not Break	Support	21250	47800	47,840.15	47,445.30	47,172.45	47,932.40	46,919.70	13.76		Exp Low	46,832.80	86.90	Not Break	Support	47000
Time	Call COI (Bearish ▼)	Call COI (+▲▼)	Short Covering	Put COI (Bullish ▲)	Put COI (+▲▼)	Long UW	NET Oi	+▲▼	Net Oi Signal	Price Action Signal		Nifty PCR	Nifty LTP	Time	Call COI (Bearish ▼)	Call COI (+▲▼)	Short Covering	Put COI (Bullish ▲)	Put COI (+▲▼)	Long Unwinding	NET Oi	+▲▼	Net Oi Signal	Price Action Signal		BN PCR	BN LTP
09:21:10	399791	0		309292	0		-90499	0	Bearish	Wait		0.77	21,050.80	09:21:10	346831	0		356450	0		9619	0	Bullish	Wait		1.03	47,131.55
09:36:16	785485	385694		631131	321839		-154354	-63855	Bearish	Bearish		0.8	21,007.95	09:36:16	478116	131285		404580	48130		-73536	-83155	Bearish	Bearish		0.85	46,952.95
09:51:09	856392	70907		892351	261220		35959	190313	Bullish	Bullish		1.04	21,061.60	09:51:09	555110	76994		454988	50408		-100122	-26586	Bearish	Bullish		0.82	47,097.10
10:06:10	1154563	298171		1200160	307809		45597	9638	Bullish	Bullish		1.04	21,077.75	10:06:10	629580	74470		496459	41471		-133121	-32999	Bearish	Bullish		0.79	47,127.20
10:21:09	1012103	-142460	Short C	1560043	359883		547940	502343	Bullish	Bullish		1.54	21,136.65	10:21:09	603646	-25934	Short C	518392	21933		-85254	47867	Bearish	Bullish		0.86	47,288.50
10:36:09	1163081	150978		1667928	107885		504847	-43093	Bullish	Bearish		1.43	21,081.00	10:36:09	588036	-15610	Short C	566411	48019		-21625	63629	Bearish	Bearish		0.96	47,157.55
10:51:09	890855	-272226	Short C	1905262	237334		1014407	509560	Bullish	Bullish		2.14	21,132.65	10:51:09	601501	13465		548479	-17932	Long UW	-53022	-31397	Bearish	Bullish		0.91	47,263.40
11:06:10	953237	62382		2095816	190554		1142579	128172	Bullish	Bullish		2.2	21,169.30	11:06:10	530181	-71320	Short C	573942	25463		43761	96783	Bullish	Bullish		1.08	47,438.00
11:21:10	1050477	97240		2192411	96595		1141934	-645	Bullish	Bearish		2.09	21,144.40	11:21:10	541598	11417		628639	54697		87041	43280	Bullish	Bearish		1.16	47,350.00
11:36:09	1093906	43429		2392426	200015		1298520	156586	Bullish	Bullish		2.19	21,154.45	11:36:09	564395	22797		618850	-9789	Long UW	54455	-32586	Bullish	Bearish		1.1	47,349.80
11:51:06	1045113	-48793	Short C	2489472	97046		1444359	145839	Bullish	Bearish		2.38	21,152.50	11:51:06	566992	2597		631678	12828		64686	10231	Bullish	Bearish		1.11	47,318.55
12:06:09	1095002	49889		2622395	132923		1527393	83034	Bullish	Bullish		2.39	21,187.60	12:06:09	568611	1619		648773	17095		80162	15476	Bullish	Bullish		1.14	47,407.75
12:21:09	966091	-128911	Short C	2740329	117934		1774238	246845	Bullish	Bearish		2.84	21,184.25	12:21:09	577436	8825		657567	8794		80131	-31	Bullish	Bearish		1.14	47,375.25
12:36:06	765652	-200439	Short C	2751125	10796		1985473	211235	Bullish	Bullish		3.59	21,209.15	12:36:06	571758	-5678	Short C	684571	27004		112813	32682	Bullish	Bullish		1.2	47,445.45
12:51:09	569317	-196335	Short C	2806892	55767		2237575	252102	Bullish	Bullish		4.93	21,246.60	12:51:09	515618	-56140	Short C	762972	78401		247354	134541	Bullish	Bullish		1.48	47,585.40
13:06:11	564555	-4762	Short C	2875642	68750		2311087	73512	Bullish	Bearish		5.09	21,243.85	13:06:11	528976	13358		794191	31219		265215	17861	Bullish	Bearish		1.5	47,522.15
13:21:09	577215	12660		2898179	22537		2320964	9877	Bullish	Bearish		5.02	21,239.55	13:21:09	545289	16313		790696	-3495	Long UW	245407	-19808	Bullish	Bearish		1.45	47,513.05
13:36:10	552340	-24875	Short C	2942468	44289		2390128	69164	Bullish	Bullish		5.33	21,263.70	13:36:10	556730	11441		797261	6565		240531	-4876	Bullish	Bullish		1.43	47,539.95
13:51:10	642983	90643		2754287	-188181	Long UW	2111304	-278824	Bullish	Bearish		4.28	21,238.65	13:51:10	554786	-1944	Short C	797742	481		242956	2425	Bullish	Bearish		1.44	47,517.55
14:06:09	634482	-8501	Short C	2817923	63636		2183441	72137	Bullish	Bearish		4.44	21,191.90	14:06:09	568787	14001		784356	-13386	Long UW	215569	-27387	Bullish	Bearish		1.38	47,363.80
14:21:11	660965	26483		2816445	-1478	Long UW	2155480	-27961	Bullish	Bullish		4.26	21,221.70	14:21:11	570973	2186		747559	-36797	Long UW	176586	-38983	Bullish	Bullish		1.31	47,447.05
14:36:06	584767	-76198	Short C	2657817	-158628	Long UW	2079050	-82430	Bullish	Bullish		4.55	21,252.60	14:36:06	518895	-52078	Short C	765046	17487		246151	69565	Bullish	Bullish		1.47	47,667.30
14:51:08	468003	-116764	Short C	2425592	-232225	Long UW	1957589	-115461	Bullish	Bullish		5.18	21,261.80	14:51:08	442542	-76353	Short C	842430	77384		399888	153737	Bullish	Bullish		1.9	47,886.65
15:06:09	572534	104531		2230728	-194864	Long UW	1658194	-299395	Bullish	Bearish		3.9	21,247.00	15:06:09	442571	29		887708	45278		445137	45249	Bullish	Bearish		2.01	47,818.20
15:21:09	360107	-212427	Short C	1449619	-781109	Long UW	1089512	-568682	Bullish	Bullish		4.03	21,253.00	15:21:09	390489	-52082	Short C	874636	-13072	Long UW	484147	39010	Bullish	Bearish		2.24	47,811.55

Bank Nifty Component						Nifty Component					
Sr No	Name	LTP	Prev Cl	Change	Gainer	Sr No	Name	LTP	Prev Cl	Change	Gainer
1	HDFC Bank	1,686.70	1,657.00	29.70	9	1	RELIANCE	2563.35	2527.15	36.20	35
2	ICICI Bank	1,004.40	1,006.65	-2.25	Looser	2	HDFCBANK	1689.40	1657.00	32.40	Looser
3	SBI	643.75	636.45	7.30	3	3	INFY	1535.35	1536.40	-1.05	16
4	Kotak Mahindra Bank	1,854.90	1,826.50	28.40		4	ICICIBANK	1004.85	1006.65	-1.80	
5	Axis Bank	1,097.50	1,110.25	-12.75		5	TCS	3789.15	3780.05	9.10	
6	IndusInd Bank	1,570.00	1,556.15	13.85		6	KOTAKBANK	1853.10	1826.50	26.60	
7	Bank of Baroda Ltd	224.85	219.30	5.55		7	HINDUNILVR	2552.55	2557.50	-4.95	
8	AU Small Finance Bank	771.30	760.05	11.25		8	AXISBANK	1099.25	1110.25	-11.00	
9	Federal Bank	153.95	153.20	0.75		9	LT	3434.60	3418.50	16.10	
10	IDFC First Bank	88.45	87.35	1.10		10	ITC	452.15	451.00	1.15	
11	Bandhan Bank	238.25	239.30	-1.05		11	SBIN	644.30	636.45	7.85	
12	Punjab National Bank	89.80	86.85	2.95		12	BAJFINANCE	7371.10	7493.95	-122.85	
						13	ASIANPAINT	3304.25	3297.15	7.10	
						14	BHARTIARTL	980.60	971.55	9.05	
						15	HCLTECH	1421.00	1439.95	-18.95	
						16	MARUTI	10016.85	10081.25	-64.40	
						17	TATASTEEL	131.10	129.75	1.35	
						18	WIPRO	433.85	431.95	1.90	
						19	ULTRACEMCO	9956.25	9887.45	68.80	
						20	M&M	1635.00	1646.95	-11.95	
						21	BAJAJFINSV	1667.65	1680.90	-13.25	
						22	SUNPHARMA	1234.95	1232.15	2.80	
						23	TITAN	3581.65	3554.10	27.55	
						24	TECHM	1250.25	1248.60	1.65	
						25	DRREDDY	5549.40	5579.15	-29.75	
						26	JSWSTEEL	842.00	842.25	-0.25	
						27	NESTLEIND	25132.15	25097.75	34.40	
						28	INDUSINDBK	1572.55	1556.15	16.40	
						29	TATAMOTORS	709.50	705.25	4.25	
						30	POWERGRID	232.25	227.15	5.10	
						31	GRASIM	2087.00	2063.55	23.45	
						32	HDFCLIFE	642.00	644.10	-2.10	
						33	DIVISLAB	3631.15	3620.00	11.15	
<b>Common Stocks &amp; its Weightage in Nifty50 &amp; Bank Nifty</b>											
	<b>Sr no</b>	<b>Common Stocks</b>	<b>Nifty50</b>	<b>Bank Nifty</b>							
	1	HDFCBANK	8.87	26.30							
	2	ICICIBANK	8.00	24.67							
	3	AXISBANK	2.29	12.18							
	4	SBIN	2.66	11.03							
	5	KOTAKBANK	3.91	10.63							
	6	INDUSINDBK	0.80	5.44							
			<b>26.53</b>	<b>90.25</b>							
<b>Fin Nifty Component</b>											
Sr No	Name	LTP	Prev Cl	Change	Gainer						
1	IEX	147.50	143.95	3.55	12						
2	SBICARD	765.70	759.80	5.90	Looser						
3	ICICIGI	1,404.40	1,413.20	-8.80	8						
4	LICHSGFIN	518.00	513.55	4.45							
5	BAJFINANCE	7,371.10	7,493.95	-122.85							
6	SBILIFE	1,405.75	1,409.25	-3.50							
7	AXISBANK	1,099.25	1,110.25	-11.00							

8	BAJAJFINSV	1,667.65	1,680.90	-13.25			34	NTPC	301.85	297.65	4.20
9	SBIN	644.30	636.45	7.85			35	HINDALCO	555.00	548.20	6.80
10	ICICIBANK	1,004.85	1,006.65	-1.80			36	BAJAJ-AUTO	6247.75	6364.45	-116.70
11	MUTHOOTFIN	1,454.30	1,443.30	11.00			37	ADANI PORTS	1019.65	1012.15	7.50
12	KOTAKBANK	1,853.10	1,826.50	26.60			38	CIPLA	1221.25	1236.20	-14.95
13	CHOLAFIN	1,231.00	1,239.15	-8.15			39	TATA CONSUM	978.55	976.30	2.25
14	HDFCBANK	1,689.40	1,657.00	32.40			40	SBILIFE	1405.75	1409.25	-3.50
15	RECLTD	414.05	404.45	9.60			41	BPCL	449.70	439.45	10.25
16	HDFCLIFE	642.00	644.10	-2.10			42	UPL	577.85	572.15	5.70
17	ICICIPRULI	518.75	509.30	9.45			43	BRITANNIA	5049.90	4954.95	94.95
18	SHRIRAMFIN	2,017.80	1,998.75	19.05			44	ONGC	202.60	203.20	-0.60
19	PFC	390.40	381.85	8.55			45	EICHERMOT	3958.15	3912.40	45.75
20	HDFCAMC	3,148.05	3,116.60	31.45			46	HEROMOTOCO	3848.70	3815.50	33.20
							47	ADANI ENT	2802.75	2783.85	18.90
							48	COALINDIA	355.80	352.15	3.65
							49	APOLLOHOSP	5471.00	5402.20	68.80
							50	LTIM	6098.40	6032.50	65.90

Sectors	Per % Change	Ranking			1 - Metal		2 - Oil & Gas		3 - Media		4 - Pharma	
Metal	36.31%	1	Rank	Stock Name	LTP	Stock Name	LTP	Stock Name	LTP	Stock Name	LTP	
Oil & Gas	34.13%	2	1	HINDCOPPER	218.8 (22.2)	OIL	378.15 (17.55)	TV18BRDCST	51.55 (2.7)	AUROPHARMA	1094.05 (61.25)	
Media	29.46%	3	2	NATIONALUM	110.5 (6.2)	CASTROLIND	151.95 (6.45)	DISHTV	19.7 (0.9)	GLENMARK	824.9 (35.05)	
Pharma	26.54%	4	3	SAIL	109.1 (5.4)	IOC	124.2 (4.15)	ZEEL	262.2 (10.25)	GLAXO	1735 (47.6)	
Banking	13.93%	5	4	MOIL	300.7 (13.25)	HINDPETRO	375 (10.15)	NAZARA	876.65 (33.25)	LUPIN	1255.85 (28.25)	
Realty	10.64%	6	5	JSL	540.05 (18.6)	MGL	1186.8 (31.4)	NETWORK18	85.8 (2.65)	LAURUSLABS	397.1 (8.8)	
Automobile	10.19%	7	6	VEDL	256.05 (4.6)	ATGL	984.5 (23.8)	HATHWAY	21.85 (0.65)	TORNTPHARM	2194.7 (47.65)	
IT	6.85%	8	7	JINDALSTEL	706.55 (9)	BPCL	449.7 (10.25)	SUNTV	694.85 (16.9)	GRANULES	383.7 (7.5)	
FMCG	6.25%	9	8	HINDALCO	555 (6.8)	GAIL	140.8 (3.05)	NAVNETEDUL	145.65 (3.4)	NATCOPHARM	776.45 (11.65)	
Consumer Durables	5.65%	10	9	TATASTEEL	131.1 (1.35)	AEGISCHEM	364.25 (7.7)	INOXLEISUR	0 (0)	ZYDUSLIFE	673.45 (9.7)	
Company Name	Sector	Symbol	O=H (Bearish)	O=L (Bullish)	LTP	Change	Per % Change	Prev Cl	Open	High	Low	
AU Small Finance Bank Ltd.	Banking	AUBANK			772.05	12	1.58%	760.05	750	773	743.5	
Axis Bank Ltd.	Banking	AXISBANK	O=H		1099.25	-11	-0.99%	1110.25	1103.9	1103.9	1077.2	
Bandhan Bank Ltd.	Banking	BANDHANBNK			238.75	-0.55	-0.23%	239.3	237.45	241	232.95	
Bank of Baroda	Banking	BANKBARODA			225.5	6.2	2.83%	219.3	217	225.9	215.1	
Federal Bank Ltd.	Banking	FEDERALBNK			154.25	1.05	0.69%	153.2	151.3	154.35	149.35	
HDFC Bank Ltd.	Banking	HDFCBANK			1689.4	32.4	1.96%	1657	1657	1689.75	1650.25	
ICICI Bank Ltd.	Banking	ICICIBANK			1004.85	-1.8	-0.18%	1006.65	996.55	1010.9	989.2	
IDFC First Bank Ltd.	Banking	IDFCFIRSTB			88.3	0.95	1.09%	87.35	86.1	88.55	85.95	
IndusInd Bank Ltd.	Banking	INDUSINDBK			1572.55	16.4	1.05%	1556.15	1542.1	1574	1527.55	
Kotak Mahindra Bank Ltd.	Banking	KOTAKBANK			1853.1	26.6	1.46%	1826.5	1821	1857.45	1805	
Punjab National Bank	Banking	PNB			89.85	3	3.45%	86.85	86.05	90.15	84.75	
State Bank of India	Banking	SBIN			644.3	7.85	1.23%	636.45	632.15	648.95	627.5	
Ashok Leyland Ltd.	Automobile	ASHOKLEY			169.3	-0.7	-0.41%	170	168.2	171.25	165.25	
Bajaj Auto Ltd.	Automobile	BAJAJ-AUTO			6247.75	-116.7	-1.83%	6364.45	6333.2	6345	6232	
Balkrishna Industries Ltd.	Automobile	BALKRISIND			2474.3	38.65	1.59%	2435.65	2417	2486.3	2407.5	
Bharat Forge Ltd.	Automobile	BHARATFORG			1182.55	6.4	0.54%	1176.15	1164.95	1187.5	1153.05	
Bosch Ltd.	Automobile	BOSCHLTD			21607.9	113.75	0.53%	21494.15	21494.15	21666	21331	
Eicher Motors Ltd.	Automobile	EICHERMOT			3958.15	45.75	1.17%	3912.4	3900	4007.9	3847.55	
Hero MotoCorp Ltd.	Automobile	HEROMOTOCO			3848.7	33.2	0.87%	3815.5	3775.05	3867.9	3752.05	
MRF Ltd.	Automobile	MRF			117630.05	311.1	0.27%	117318.95	117000.95	117727.95	115500.05	
Mahindra & Mahindra Ltd.	Automobile	M&M			1635	-11.95	-0.73%	1646.95	1635	1653.15	1620.4	
Maruti Suzuki India Ltd.	Automobile	MARUTI			10016.85	-64.4	-0.64%	10081.25	10000	10099.25	9900	
Samvardhana Motherson International Ltd.	Automobile	MOTHERSON			93.95	1.75	1.90%	92.2	91	94.6	90.2	
Sona BLW Precision Forgings Ltd.	Automobile	SONACOMS			571.75	33.75	6.27%	538	538	573.75	531.6	
TVS Motor Company Ltd.	Automobile	TVSMOTOR			1947.35	-1.85	-0.09%	1949.2	1936	1971.95	1924.7	
Tata Motors Ltd.	Automobile	TATAMOTORS			709.5	4.25	0.60%	705.25	703	711.9	696.25	
Tube Investments of India Ltd.	Automobile	TIINDIA			3565.35	5.6	0.16%	3559.75	3500	3625	3399.75	
Britannia Industries Ltd.	FMCG	BRITANNIA			5049.9	94.95	1.92%	4954.95	4930	5113.3	4877.55	
Colgate Palmolive (India) Ltd.	FMCG	COLPAL			2395	25.4	1.07%	2369.6	2354.7	2405.45	2354	
Dabur India Ltd.	FMCG	DABUR			529.85	-5.1	-0.95%	534.95	533.25	534	527.05	
Emami Ltd.	FMCG	EMAMILTD			493.4	-4.45	-0.89%	497.85	492.15	499.9	490	
Godrej Consumer Products Ltd.	FMCG	GODREJCP			1072.6	22.25	2.12%	1050.35	1045	1074.85	1025.8	
Hindustan Unilever Ltd.	FMCG	HINDUNILVR			2552.55	-4.95	-0.19%	2557.5	2542.25	2580	2536	
ITC Ltd.	FMCG	ITC			452.15	1.15	0.25%	451	449	453.75	444.45	

Marico Ltd.	FMCG	MARICO		526.7	-4.55	-0.86%	531.25	529.5	530.5	522
Nestle India Ltd.	FMCG	NESTLEIND		25132.15	34.4	0.14%	25097.75	25097.75	25248	24907.7
Procter & Gamble Hygiene & Health Care Lt	FMCG	PGHH		16943.9	-108.95	-0.64%	17052.85	17000	17129	16675
Radico Khaitan Ltd	FMCG	RADICO		1583	-3.35	-0.21%	1586.35	1580	1595	1552.25
Tata Consumer Products Ltd.	FMCG	TATACONSUM		978.55	2.25	0.23%	976.3	976	983.9	963.05
United Breweries Ltd.	FMCG	UBL		1703.3	19.75	1.17%	1683.55	1674	1716	1663
United Spirits Ltd.	FMCG	MCDOWELL-N		1058.5	-1.45	-0.14%	1059.95	1050	1067.8	1047.55
Varun Beverages Ltd.	FMCG	VBL		1293.95	40.55	3.24%	1253.4	1245.05	1296	1181.95
Coforge Ltd.	IT	COFORGE		6126.9	87.85	1.45%	6039.05	5959.95	6175	5922.05
HCL Technologies Ltd.	IT	HCLTECH		1421	-18.95	-1.32%	1439.95	1421.15	1447.05	1420.1
Infosys Ltd.	IT	INFY	O=L	1535.35	-1.05	-0.07%	1536.4	1521.25	1546.65	1521.25
L&T Technology Services Ltd.	IT	LTTS		5138.95	91.05	1.80%	5047.9	4980	5159.75	4951
LTIMindtree Ltd.	IT	LTIM		6098.4	65.9	1.09%	6032.5	5982.45	6147.85	5950.05
Mphasis Ltd.	IT	MPHASIS		2642.3	18.5	0.71%	2623.8	2575	2651.9	2567.95
Persistent Systems Ltd.	IT	PERSISTENT		7162.05	165.45	2.36%	6996.6	6940	7169.8	6918.95
Tata Consultancy Services Ltd.	IT	TCS		3789.15	9.1	0.24%	3780.05	3756.25	3806.7	3743.35
Tech Mahindra Ltd.	IT	TECHM		1250.25	1.65	0.13%	1248.6	1232	1258.55	1226
Wipro Ltd.	IT	WIPRO		433.85	1.9	0.44%	431.95	428.9	436.5	427.2
Dish TV India Ltd.	Media	DISHTV		19.7	0.9	4.79%	18.8	18.5	19.8	18.3
Hathway Cable & Datacom Ltd.	Media	HATHWAY		21.85	0.65	3.07%	21.2	20.75	21.9	20.2
Inox Leisure Ltd.	Media	INOXLEISUR	O=H	0	0	0.00%	0	0	0	0
Navneet Education Ltd.	Media	NAVNETEDUL		145.65	3.4	2.39%	142.25	138	146.15	138
Nazara Technologies Ltd.	Media	NAZARA		876.65	33.25	3.94%	843.4	843.75	894	840.2
Network18 Media & Investments Ltd.	Media	NETWORK18		85.8	2.65	3.19%	83.15	82.8	86.2	81.6
PVR Ltd.	Media	PVR	O=H	0	0	0.00%	0	0	0	0
Sun TV Network Ltd.	Media	SUNTV		694.85	16.9	2.49%	677.95	670	695	665.4
TV18 Broadcast Ltd.	Media	TV18BRDCST		51.55	2.7	5.53%	48.85	48.7	51.65	48.1
Zee Entertainment Enterprises Ltd.	Media	ZEEL		262.2	10.25	4.07%	251.95	258	266.8	256.05
APL Apollo Tubes Ltd.	Metal	APLAPOLLO		1584.2	3.5	0.22%	1580.7	1565	1595.7	1540.4
Adani Enterprises Ltd.	Metal	ADANIEN		2802.75	18.9	0.68%	2783.85	2750	2817.9	2725
Hindalco Industries Ltd.	Metal	HINDALCO		555	6.8	1.24%	548.2	544	561.65	541.65
Hindustan Copper Ltd.	Metal	HINDCOPPER		218.8	22.2	11.29%	196.6	195.85	220.3	193.25
Hindustan Zinc Ltd.	Metal	HINDZINC		306.7	-0.2	-0.07%	306.9	304	307	302.7
JSW Steel Ltd.	Metal	JSWSTEEL		842	-0.25	-0.03%	842.25	830	847.65	820.1
Jindal Stainless Ltd.	Metal	JSL		540.05	18.6	3.57%	521.45	517.4	540.9	511.55
Jindal Steel & Power Ltd.	Metal	JINDALSTEL		706.55	9	1.29%	697.55	692	710	685.05
MOIL Ltd.	Metal	MOIL		300.7	13.25	4.61%	287.45	287.3	302	281.95
National Aluminium Co. Ltd.	Metal	NATIONALUM		110.5	6.2	5.94%	104.3	104.3	110.6	102.3
Ratnamani Metals & Tubes Ltd.	Metal	RATNAMANI		3347.9	-27.7	-0.82%	3375.6	3335.95	3548	3323
Steel Authority of India Ltd.	Metal	SAIL		109.1	5.4	5.21%	103.7	103.85	109.3	102.15
Tata Steel Ltd.	Metal	TATASTEEL		131.1	1.35	1.04%	129.75	128.7	131.25	127.85
Vedanta Ltd.	Metal	VEDL		256.05	4.6	1.83%	251.45	251	256.5	249.1
Welspun Corp Ltd.	Metal	WELCORP		516.6	1.55	0.30%	515.05	510	518.9	498.05
Abbott India Ltd.	Pharma	ABBOTINDIA		22350	214.85	0.97%	22135.15	22143.9	22435	22000
Alkem Laboratories Ltd.	Pharma	ALKEM		4909.85	32.5	0.67%	4877.35	4858	4971.6	4818.65
Aurobindo Pharma Ltd.	Pharma	AUROPHARMA		1094.05	61.25	5.93%	1032.8	1033	1097.8	998.55
Biocon Ltd.	Pharma	BIOCON		245.5	2.9	1.20%	242.6	242.35	247	239.3

Cipla Ltd.	Pharma	CIPLA	O=H	1221.25	-14.95	-1.21%	1236.2	1236.2	1236.2	1205.85
Divi's Laboratories Ltd.	Pharma	DIVISLAB		3631.15	11.15	0.31%	3620	3615	3649.8	3565.55
Dr. Reddy's Laboratories Ltd.	Pharma	DRREDDY		5549.4	-29.75	-0.53%	5579.15	5540	5594	5471.2
Gland Pharma Ltd.	Pharma	GLAND		1806	-6.35	-0.35%	1812.35	1810	1832.3	1782.25
Glaxosmithkline Pharmaceuticals Ltd.	Pharma	GLAXO		1735	47.6	2.82%	1687.4	1670	1740.9	1667.85
Glenmark Pharmaceuticals Ltd.	Pharma	GLENMARK		824.9	35.05	4.44%	789.85	781	827.7	773.2
Granules India Ltd.	Pharma	GRANULES		383.7	7.5	1.99%	376.2	374	385.55	365.45
Ipca Laboratories Ltd.	Pharma	IPCALAB		1064.15	2.65	0.25%	1061.5	1055	1074	1041
Laurus Labs Ltd.	Pharma	LAURUSLABS		397.1	8.8	2.27%	388.3	387.3	399.15	380
Lupin Ltd.	Pharma	LUPIN		1255.85	28.25	2.30%	1227.6	1217.1	1259.9	1200.15
NATCO Pharma Ltd.	Pharma	NATCOPHARM		776.45	11.65	1.52%	764.8	764.8	780	755
Pfizer Ltd.	Pharma	PFIZER	O=H	4220.05	-19.95	-0.47%	4240	4240	4240	4160
Sanofi India Ltd.	Pharma	SANOFI		7989.9	42.15	0.53%	7947.75	7900	7993.15	7866.5
Sun Pharmaceutical Industries Ltd.	Pharma	SUNPHARMA		1234.95	2.8	0.23%	1232.15	1224.1	1235.5	1208.55
Torrent Pharmaceuticals Ltd.	Pharma	TORNTPHARM		2194.7	47.65	2.22%	2147.05	2135.5	2206.7	2113.8
Zydus Lifesciences Ltd.	Pharma	ZYDUSLIFE		673.45	9.7	1.46%	663.75	657.55	673.75	648.15
Brigade Enterprises Ltd.	Realty	BRIGADE		870	8.45	0.98%	861.55	852	889.55	840.4
DLF Ltd.	Realty	DLF		694.3	18.95	2.81%	675.35	680	694.9	670.2
Godrej Properties Ltd.	Realty	GODREJPROP		1963.35	72.65	3.84%	1890.7	1883.35	1964.8	1864.2
Indiabulls Real Estate Ltd.	Realty	IBREALEST		89.35	3.05	3.53%	86.3	85.7	90.35	84.25
Macrotech Developers Ltd.	Realty	LODHA		924.9	6.2	0.67%	918.7	903	928	877.25
Oberoi Realty Ltd.	Realty	OBEROIRLTY		1393.55	12.4	0.90%	1381.15	1361.2	1395.7	1355
Phoenix Mills Ltd.	Realty	PHOENIXLTD		2195.05	-12.7	-0.58%	2207.75	2200	2241	2142
Prestige Estates Projects Ltd.	Realty	PRESTIGE		1060.65	-47.75	-4.31%	1108.4	1065.4	1095	1041.05
Sobha Ltd.	Realty	SOBHA		991.9	23.35	2.41%	968.55	955	993.95	942.8
Sunteck Realty Ltd.	Realty	SUNTECK		437.95	1.65	0.38%	436.3	436.25	439.7	430.85
Amber Enterprises India Ltd.	Consumer Durat	AMBER		3067	-1.7	-0.06%	3068.7	3050.05	3111	3013.3
Bata India Ltd.	Consumer Durat	BATAINDIA		1619.1	-14.15	-0.87%	1633.25	1625	1633.45	1602.7
Blue Star Ltd.	Consumer Durat	BLUESTARCO		929.55	5.45	0.59%	924.1	916.95	952.15	901.55
Crompton Greaves Consumer Electricals Ltd.	Consumer Durat	CROMPTON		299.8	2.65	0.89%	297.15	296.5	300.25	290
Dixon Technologies (India) Ltd.	Consumer Durat	DIXON		6540	271.05	4.32%	6268.95	6250	6544	6235
Havells India Ltd.	Consumer Durat	HAVELLS		1342.15	6.55	0.49%	1335.6	1331.3	1351.75	1312.55
Kajaria Ceramics Ltd.	Consumer Durat	KAJARIACER		1366.9	18.3	1.36%	1348.6	1345.1	1382.95	1340.85
Orient Electric Ltd.	Consumer Durat	ORIENTELEC		227.95	0.85	0.37%	227.1	226.85	231.85	223.05
Rajesh Exports Ltd.	Consumer Durat	RAJESHXPO		347.9	-7.7	-2.17%	355.6	358.95	361.1	346.5
Relaxo Footwears Ltd.	Consumer Durat	RELAXO		898.5	-0.3	-0.03%	898.8	895	907.5	890.6
TTK Prestige Ltd.	Consumer Durat	TTKPRESTIG		747.5	-5.3	-0.70%	752.8	745	751.35	738
Titan Company Ltd.	Consumer Durat	TITAN		3581.65	27.55	0.78%	3554.1	3524.1	3598.95	3518.8
V-Guard Industries Ltd.	Consumer Durat	VGUARD		286.9	-3.7	-1.27%	290.6	290	291.25	284
Voltas Ltd.	Consumer Durat	VOLTAS		941.95	13.9	1.50%	928.05	927.55	945.5	917.55
Whirlpool of India Ltd.	Consumer Durat	WHIRLPOOL		1355.55	6	0.44%	1349.55	1337.5	1361.95	1330.4
Adani Total Gas Ltd.	Oil & Gas	ATGL		984.5	23.8	2.48%	960.7	924	991	923
Aegis Logistics Ltd.	Oil & Gas	AEGISCHEM		364.25	7.7	2.16%	356.55	356.55	365.6	352.05
Bharat Petroleum Corporation Ltd.	Oil & Gas	BPCL		449.7	10.25	2.33%	439.45	434.9	450.45	432.45
Castrol India Ltd.	Oil & Gas	CASTROLIND		151.95	6.45	4.43%	145.5	145	152.15	143.5
GAIL (India) Ltd.	Oil & Gas	GAIL		140.8	3.05	2.21%	137.75	135.15	140.9	134.85
Gujarat Gas Ltd.	Oil & Gas	GUJGASLTD		443.6	5.2	1.19%	438.4	437.8	447	431.25

Gujarat State Petronet Ltd.	Oil & Gas	GSPL			289.05	5.65	1.99%	283.4	282	291.45	279
Hindustan Petroleum Corporation Ltd.	Oil & Gas	HINDPETRO			375	10.15	2.78%	364.85	360.3	378	358.7
Indian Oil Corporation Ltd.	Oil & Gas	IOC			124.2	4.15	3.46%	120.05	118	124.45	117.35
Indraprastha Gas Ltd.	Oil & Gas	IGL			402.35	4	1.00%	398.35	395.45	404.2	393.15
Mahanagar Gas Ltd.	Oil & Gas	MGL			1186.8	31.4	2.72%	1155.4	1140	1195.85	1136
Oil & Natural Gas Corporation Ltd.	Oil & Gas	ONGC			202.6	-0.6	-0.30%	203.2	203.95	206.75	201.2
Oil India Ltd.	Oil & Gas	OIL		O=L	378.15	17.55	4.87%	360.6	363	389.6	363
Petronet LNG Ltd.	Oil & Gas	PETRONET			211.7	2.85	1.36%	208.85	206.85	212	206.4
Reliance Industries Ltd.	Oil & Gas	RELIANCE			2563.35	36.2	1.43%	2527.15	2527	2573.5	2518.25

Top 15 Bearish Stocks | Sell !!! Sell !! Sell!!

Symbol	Sector	O=H	Per %	LTP	OPEN	HIGH	LOW	for STBT sell after 3 pm					
PRESTIGE	Realty		-4.30%	1060.7 (-47.7)	1065.4	1095	1041.05						
VIJAYA	Healthcare	O=H	-3.93%	648.05 (-26.5)	672.15	672.15	643						
INDIANB	Financial Services		-3.66%	414 (-15.75)	391	418.2	391						
IIFL	Financial Services		-3.27%	599 (-20.25)	583.3	604.2	575.25						
RAJESHEXPO	Consumer Durables		-2.26%	347.55 (-8.05)	358.95	361.1	347.1						
STARHEALTH	Financial Services		-2.00%	512.55 (-10.45)	522	528.45	510						
FUSION	Financial Services		-1.80%	566 (-10.4)	565	581.6	560						
KPIL	Construction		-1.79%	630 (-11.5)	635	647.95	626.95						
VRLLG	Services		-1.78%	732.5 (-13.25)	745.75	753.95	715.4						
DCMSHRIRAM	Diversified		-1.76%	1062.2 (-19.05)	1049.95	1091.2	1038.1						
KEC	Capital Goods		-1.57%	596.8 (-9.55)	600	605.9	593						
CREDITACC	Financial Services		-1.55%	1630 (-25.7)	1655.95	1664	1597						
TECHNOE	Construction		-1.51%	718 (-11)	719.25	751	699						
SBCL	Capital Goods		-1.41%	527.8 (-7.55)	535.05	535.35	520						
PNBHOUSING	Financial Services		-1.40%	771.05 (-10.95)	775	789.7	766.35						

Top 15 Bullish Stocks | Buy !!! Buy !!! Buy !!!

Symbol	Sector	O=L	Per %	LTP	OPEN	HIGH	LOW	for BTST buy after 3 pm					
TARSONS	Healthcare		13.95%	555.3 (68)	493.45	574.4	493						
HINDCOPPER (F&O)	Metals & Mining		10.48%	217.2 (20.6)	195.85	220.3	193.25						
SHYAMMETL	Metals & Mining		10.00%	573.2 (52.1)	515	573.2	507.25						
ZENSARTECH	Information Technology		9.29%	627 (53.3)	564	630	556						
INOXWIND	Capital Goods		9.15%	461 (38.65)	420	464	407.45						
BEML	Capital Goods		8.86%	2733.6 (222.45)	2511	2749	2486.4						
HBLPOWER	Automobile		7.98%	442.7 (32.7)	408	455.95	396.55						
MSTCLTD	Services		7.80%	547 (39.6)	507	557.75	501						
HERITGFOOD	FMCG		7.43%	266.75 (18.45)	249.6	270	245.75						
THYROCARE	Healthcare		7.42%	659.55 (45.55)	608	675	605.15						
METROPOLIS (F&O)	Healthcare		7.21%	1709 (115)	1597	1727	1596.75						
GAEL	FMCG		7.01%	380.05 (24.9)	346.55	384	341						
CYIENT	Information Technology		6.74%	2350 (148.45)	2157.5	2355	2122.25						
CHEMPLASTS	Chemicals		6.73%	512.25 (32.3)	478.7	512.4	476.25						
GUFICBIO	Healthcare		6.69%	325.5 (20.4)	299.95	330.5	298.8						

[www.oideer.com](http://www.oideer.com)

Tool Subscription Link:

<https://www.oideer.com/subscription-plan/>

1 Day Expiry Spacial Tool Link free to all (Activated only on Expiry Day):

<https://www.oideer.com/oidata-sheet/>

Daily Oi Report (PDF):

<https://www.oideer.com/pdf/>

Learning Videos:

<https://www.oideer.com/training-videos/>

FII-DII Data (Participant wise data):

<https://www.oideer.com/fii-dii-data/>