

14-Dec-2023   Participant Wise OI		15-Dec-2023   Participant Wise OI	
Contracts		Contracts	Change
FII Net Index Future OI	35363	FII Net Index Future OI	50211 14848
DII Net Index Future OI	26632	DII Net Index Future OI	30044 3412
Pro Net Index Future OI	-19007	Pro Net Index Future OI	-28045 -9038
Retail Net Index Future OI	-42988	Retail Net Index Future OI	-52210 -9222

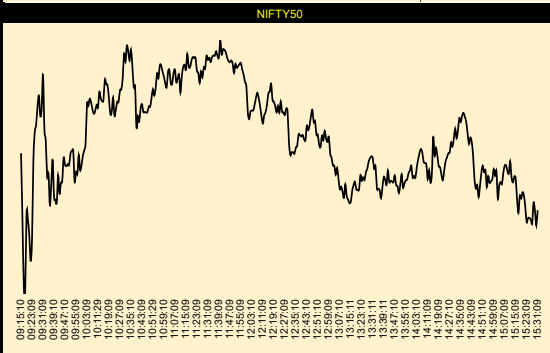
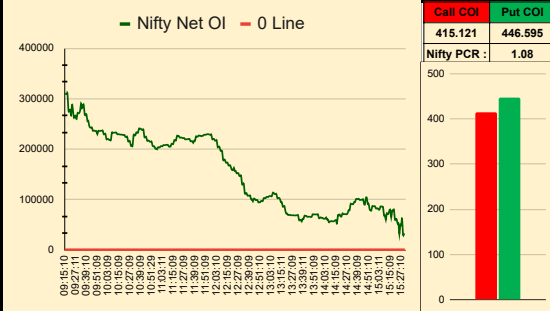


NIFTY50		India VIX   13.90		BANK NIFTY	
Current Expiry	2023-12-21	Current Expiry	2023-12-20		
Nifty Prev. Cl	21,456.65	BN Prev. Cl	48,143.55		
Nifty50 Open	21,434.80	BN Open	48,068.50	-75.05	
Nifty50 High	21,482.80	BN High	48,076.60		
Nifty50 Low	21,365.35	BN Low	47,806.70		
Nifty50 Spot LTP	21,418.65	BN Spot LTP	47,867.70	-200.80	
Nifty50 VWAP Diff	-40.62	BN VWAP Diff	-115.00		Bearish
Nifty Expected Day High	21,590.80	BN Expected Day High	48,418.20	341.60	
Nifty Expected Day Low	21,278.80	BN Expected Day Low	47,718.80	87.90	
Max Call OI (Resistance)	21500	187,481	Max Call OI (Resistance)	48000	298,810
Max Put OI (Support)	21300	153,720	Max Put OI (Support)	47500	145,755
Nifty50 SRR is	Bearish	0.82	Bank Nifty SRR is	Bearish	0.49
SRR Says 21500 Strike is Strong Resistance			SRR Says 48000 Strike is Strong Resistance		

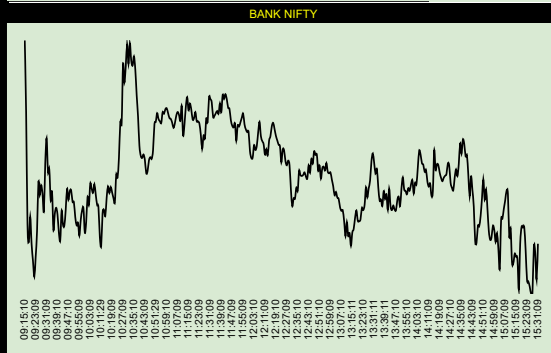
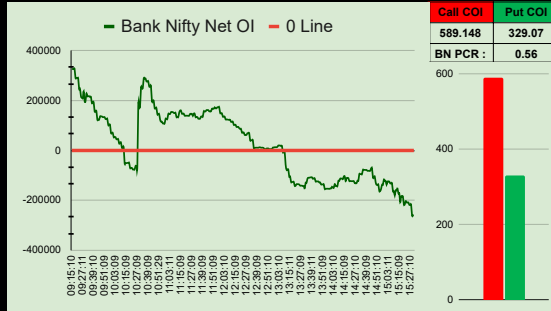
CALL COI	PCR	PUT COI	CALL COI	PCR	PUT COI
415121	1.08	446595	589148	0.56	329070
0		0	0		0
Price Action	NET OI	VWAP Diff	Price Action	NET OI	VWAP Diff
Bearish	Bullish	-40.62	Bearish	Bearish	-115

Global Markets					
US	US	Canada	LONDON	JAPAN	CHINA
Dow Jones	Nasdaq	S&P/TSX	FTSE 100	Nikkei 225	Hang Seng
37,305.16	14,813.92	20,529.15	7,608.33	32,758.98	16,635.00
(0%)	(0%)	-249.65(-1.2%)	(0%)	-212.05(-0.64%)	-155(-0.92%)


18-Dec-2023 15:33:56   OIDeer.com					
Strike	Open Interest	Strike	Open Interest	Strike	Open Interest
Call Writer (OTM)	21550	52041	Call Writer (OTM)	48200	137647
Call Writer (OTM)	21500	187481	Call Writer (OTM)	48100	123695
Call Writer (OTM)	21450	101896	Call Writer (OTM)	48000	298810
Call Writer (ATM)	21400	106619	Call Writer (ATM)	47900	158934
Call Writer (ATM)	21400	448037	Call Writer (ATM)	47900	719086
Put Writer (ATM)	21400	118751	Put Writer (ATM)	47900	105118
Put Writer (OTM)	21350	53998	Put Writer (OTM)	47800	137665
Put Writer (OTM)	21300	153720	Put Writer (OTM)	47700	100943
Put Writer (OTM)	21250	46416	Put Writer (OTM)	47600	77200
Total	372885		Total	420926	





Top 15 Bearish Stocks   Sell !!! Sell !!! Sell !!!						for STBT sell after 3 pm			
#	Symbol	Sector	O=H	LTP	OPEN	HIGH	LOW		
1	KIRINDUS	Chemicals	O=H	338.05 (-13.65)	359.4	359.4	338.05		
2	SWANENERGY	Realty		494.95 (-19.15)	509.75	512.75	491.45		
3	AGI	Capital Goods		833.9 (-27.25)	861.15	869.3	830.05		
4	ACI	Chemicals		610.85 (-19.55)	634	639.9	600		
5	DDREIPROP (F&E)	Realty		1989 (-43.1)	2052	2052.05	1985		
6	SOTL	Oil Gas & Fuels		342 (-10.65)	353.45	354.5	341.4		
7	POLYMED	Healthcare	O=H	1513 (-45)	1558	1558	1512.2		
8	FUSION	Financial Services		591.4 (-17.45)	607	612	582.7		
9	SARDAEN	Metals & Mining		252.5 (-7.35)	256.2	260.95	249.55		
10	MAHSEAMLES	Capital Goods		913 (-26.25)	933.05	954	912.6		
11	CMSINFO	Financial Services		381.3 (-10.85)	393.3	393.95	380.2		
12	INDIANB	Financial Services	O=H	441.7 (-12.2)	453.85	453.85	439.2		
13	HBLPOWER	Automobile	O=H	455 (-12.45)	469.25	469.25	450.95		
14	CHOLAHLDNG	Financial Services		1036.15 (-27.6)	1063.75	1076.2	1033.05		
15	RADICO	FMCG		1569.75 (-41.65)	1622	1629.95	1554		





Top 15 Bullish Stocks   Buy !!! Buy !!! Buy !!!						for BTST buy after 3 pm			
#	Symbol	Sector	O=L	LTP	OPEN	HIGH	LOW		
1	IRCTC (F&O)	Consumer Service		874.15 (93.3)	784.85	889.35	779.1		
2	JKTYRE	Automobile		390.2 (38.2)	355	393	350.7		
3	BDL	Capital Goods		1522 (130.25)	1397.1	1598	1396		
4	LANDMARK	Automobile		864.7 (70.3)	830	887.95	819.2		
5	TEAMLEASE	Services		2935 (226.45)	2708.55	3209	2642		
6	SURYAROSNI	Capital Goods	O=L	558.45 (42.35)	517	562.4	517		
7	MIMFL	Capital Goods		998.05 (75.5)	944	1047.85	940		
8	RAJRATAN	Automobile		785.05 (52.35)	734.95	794.95	725.95		
9	PRINCEPIPE	Capital Goods		750.45 (45.3)	707.95	770	707.9		
10	UTIAMC	Financial Services	O=L	877 (51.05)	835.25	884.5	835.25		
11	DEEPAKERT	Chemicals		698.5 (40.3)	660	704.95	653.55		
12	RAJESHXPO	Consumer Durable		388 (21.9)	377.2	402	372.65		
13	YDUSLIFE (F&C)	Healthcare		680.95 (35.05)	655	682.35	651.1		
14	SWSOLAR	Construction		432.4 (20.55)	432	432.4	427.3		
15	JAICORPLTD	Capital Goods		352.55 (16.75)	334.05	352.55	332.55		


Nifty ATM		Current Expiry	Exp High : 21,590.80	108.00	Not Break	Resistanc	21500	BN ATM	Monday		Exp High : 48,418.20	341.60	Not Break	Resistanc	48000		
21400		2023-12-21	Exp Low : 21,278.80	86.55	Not Break	Support	21300	47900			Exp Low : 47,718.80	87.90	Not Break	Support	47500		
Time	NET Oi	+▲-▼	Net Oi Signal	Price Action Signal	VWAP Diff	Strike	Nifty PCR	Nifty LTP	Time	NET Oi	+▲-▼	Net Oi Signal	Price Action Signal	VWAP Diff	Strike	BN PCR	BN LTP
09:15:10	309633	0	Bullish	Wait	103.13		4.85	21,434.80	09:15:10	326492	0	Bullish	Wait	165.56		100	48,068.50
09:16:09	309633	0	Bullish	Wait	7.21		4.85	21,408.60	09:16:09	326492	0	Bullish	Wait	14.97		100	47,995.65
09:17:09	309633	0	Bullish	Wait	-2.34		4.85	21,380.65	09:17:09	326492	0	Bullish	Wait	-27.17	Buy 48200 PE	100	47,882.50
09:18:10	309633	0	Bullish	Wait	0.61		4.85	21,377.15	09:18:10	326492	0	Bullish	Wait	-24.93		100	47,864.85
09:19:09	277361	-32272	Bullish	Wait	16.13	Buy 21200 CE	2.96	21,409.85	09:19:09	290899	-35593	Bullish	Wait	-12.16		8.6	47,890.05
09:20:11	277361	0	Bullish	Wait	15.58		2.96	21,407.55	09:20:11	290899	0	Bullish	Wait	-15.56		8.6	47,862.65
09:21:09	277361	0	Bullish	Wait	2.68		2.96	21,400.95	09:21:09	290899	0	Bullish	Wait	-26.04		8.6	47,845.75
09:22:09	266712	-10649	Bullish	Wait	-10.24	Buy 21600 PE	2.64	21,390.70	09:22:09	287660	-3239	Bullish	Wait	-39.52		3.37	47,829.75
09:23:09	288135	21423	Bullish	Wait	-10.39		2.77	21,399.60	09:23:09	246524	-41136	Bullish	Wait	-50.61		2.59	47,849.70
09:24:10	277591	-10544	Bullish	Wait	7.79		2.6	21,432.15	09:24:10	246524	0	Bullish	Wait	-12.95		2.59	47,875.75
09:25:09	262569	-15022	Bullish	Wait	27.05	Buy 21200 CE	2.34	21,443.45	09:25:09	217233	-29291	Bullish	Wait	32.58	Buy 47600 CE	1.95	47,924.95
09:26:12	265762	3193	Bullish	Wait	29.32		2.28	21,446.55	09:26:12	210913	-6320	Bullish	Wait	45.10		1.86	47,912.00
09:27:11	266139	377	Bullish	Wait	36.72		2.28	21,454.15	09:27:11	210913	0	Bullish	Wait	48.89		1.86	47,922.15
09:28:09	259901	-6238	Bullish	Bullish	46.48		2.17	21,458.45	09:28:09	236499	25586	Bullish	Bearish	65.54		1.88	47,913.25
09:29:10	271110	11209	Bullish	Bullish	27.37		2.18	21,450.15	09:29:10	198140	-38359	Bullish	Bearish	22.41		1.65	47,895.45
09:30:09	271110	0	Bullish	Bullish	27.90		2.18	21,453.10	09:30:09	197049	-1091	Bullish	Bullish	33.61		1.64	47,943.55
09:31:09	271965	855	Bullish	Bullish	41.85		2.13	21,466.95	09:31:09	227820	30771	Bullish	Bullish	78.47		1.7	47,969.40
09:32:09	277300	5335	Bullish	Bullish	35.83		2.15	21,444.75	09:32:09	217271	-10549	Bullish	Bullish	67.14		1.65	47,935.90
09:33:10	290506	13206	Bullish	Bullish	11.11		2.2	21,439.95	09:33:10	217276	5	Bullish	Bullish	21.80		1.65	47,937.65
09:34:09	281192	-9314	Bullish	Bullish	9.83		2.1	21,425.55	09:34:09	217543	267	Bullish	Bullish	0.24		1.6	47,906.70
09:35:09	287164	5972	Bullish	Bullish	-0.21		2.13	21,426.25	09:35:09	214315	-3228	Bullish	Bullish	-18.48	Buy 48200 PE	1.58	47,915.15
09:36:09	287164	0	Bullish	Bullish	-12.67	Buy 21600 PE	2.13	21,413.40	09:36:09	214315	0	Bullish	Bullish	-17.30		1.58	47,876.80
09:37:09	268732	-18432	Bullish	Bearish	-7.77		2.03	21,422.15	09:37:09	189708	-24607	Bullish	Bullish	-18.89		1.48	47,893.00
09:38:09	268732	0	Bullish	Bearish	-0.85		2.03	21,432.05	09:38:09	192458	2750	Bullish	Bearish	-3.79		1.49	47,899.15
09:39:10	268732	0	Bullish	Bearish	-1.34		2.03	21,417.15	09:39:10	192458	0	Bullish	Bearish	-14.45		1.49	47,892.20
09:40:09	255996	-12736	Bullish	Bearish	-15.24		1.93	21,415.60	09:40:09	157354	-35104	Bullish	Bearish	-33.28		1.36	47,873.95
09:41:10	255996	0	Bullish	Bearish	-8.25		1.93	21,414.60	09:41:10	157266	-88	Bullish	Bearish	-42.95		1.36	47,866.30
09:42:09	246463	-9533	Bullish	Bearish	-12.55		1.86	21,425.75	09:42:09	157266	0	Bullish	Bullish	-42.79		1.36	47,896.15
09:43:09	242968	-3495	Bullish	Bearish	-2.57		1.85	21,418.25	09:43:09	123639	-33627	Bullish	Bearish	-13.08		1.26	47,882.10
09:44:09	242968	0	Bullish	Bearish	-9.59		1.85	21,422.50	09:44:09	123639	0	Bullish	Bearish	-23.68		1.26	47,881.15
09:45:09	242968	0	Bullish	Bearish	-4.02		1.85	21,423.65	09:45:09	123639	0	Bullish	Bearish	-7.74		1.26	47,897.00
09:46:10	236734	-6234	Bullish	Bearish	10.94	Buy 21200 CE	1.8	21,432.95	09:46:10	136455	12816	Bullish	Bearish	11.67		1.28	47,918.30
09:47:10	236734	0	Bullish	Bullish	6.79		1.8	21,430.05	09:47:10	136455	0	Bullish	Bullish	1.75		1.28	47,907.25
09:48:09	236734	0	Bullish	Bullish	10.66		1.8	21,429.50	09:48:09	136455	0	Bullish	Bullish	14.18		1.28	47,916.00
09:49:10	235639	-1095	Bullish	Bullish	0.21		1.78	21,430.35	09:49:10	133586	-2869	Bullish	Bullish	2.57		1.27	47,916.75
09:50:10	235639	0	Bullish	Bullish	2.35		1.78	21,429.95	09:50:10	133598	12	Bullish	Bullish	-6.96		1.27	47,905.35


Nifty ATM		Current Expiry	Exp High	21,590.80	108.00	Not Break	Resistanc	21500	BN ATM	Monday		Exp High	48,418.20	341.60	Not Break	Resistanc	48000
21400		2023-12-21	Exp Low	21,278.80	86.55	Not Break	Support	21300	47900			Exp Low	47,718.80	87.90	Not Break	Support	47500
Time	NET Oi	+▲-▼	Net Oi Signal	Price Action Signal	VWAP Diff	Strike	Nifty PCR	Nifty LTP	Time	NET Oi	+▲-▼	Net Oi Signal	Price Action Signal	VWAP Diff	Strike	BN PCR	BN LTP
09:51:09	229890	-5749	Bullish	Bullish	2.74		1.75	21,434.75	09:51:09	133598	0	Bullish	Bullish	-21.28		1.27	47,904.70
09:52:10	236151	6261	Bullish	Bullish	5.26		1.77	21,435.65	09:52:10	126143	-7455	Bullish	Bearish	-29.12		1.24	47,889.70
09:53:10	236151	0	Bullish	Bullish	5.15		1.77	21,435.45	09:53:10	126143	0	Bullish	Bullish	-16.36		1.24	47,881.45
09:54:10	236151	0	Bullish	Bullish	-7.22		1.77	21,423.00	09:54:10	126143	0	Bullish	Bullish	-30.11		1.24	47,884.10
09:55:09	236705	554	Bullish	Bullish	-8.52		1.75	21,427.25	09:55:09	102252	-23891	Bullish	Bearish	-48.73		1.19	47,871.05
09:56:10	236705	0	Bullish	Bullish	0.43		1.75	21,426.35	09:56:10	102252	0	Bullish	Bullish	-24.45		1.19	47,886.65
09:57:09	236705	0	Bullish	Bullish	1.38		1.75	21,434.10	09:57:09	102252	0	Bullish	Bullish	-16.80		1.19	47,896.45
09:58:09	229939	-6766	Bullish	Bullish	-0.93		1.71	21,427.85	09:58:09	70182	-32070	Bullish	Bullish	-32.45		1.12	47,898.70
09:59:10	229939	0	Bullish	Bearish	-5.88		1.71	21,429.80	09:59:10	70159	-23	Bullish	Bearish	-35.08		1.12	47,874.05
10:00:09	229939	0	Bullish	Bullish	-1.80		1.71	21,433.80	10:00:09	70159	0	Bullish	Bearish	-32.51		1.12	47,884.80
10:01:09	220247	-9692	Bullish	Bullish	2.55		1.66	21,436.00	10:01:09	53294	-16865	Bullish	Bearish	-8.04		1.09	47,910.00
10:02:10	220247	0	Bullish	Bullish	8.44		1.66	21,439.00	10:02:10	53305	11	Bullish	Bearish	-14.57		1.09	47,901.95
10:03:09	220247	0	Bullish	Bullish	12.90		1.66	21,454.95	10:03:09	53305	0	Bullish	Bullish	3.30		1.09	47,923.50
10:04:09	218408	-1839	Bullish	Bullish	20.80		1.64	21,454.30	10:04:09	44977	-8328	Bullish	Bullish	4.17		1.07	47,918.55
10:05:09	218408	0	Bullish	Bullish	22.64		1.64	21,457.20	10:05:09	44997	20	Bullish	Bullish	11.91		1.07	47,914.25
10:06:10	218408	0	Bullish	Bullish	24.23		1.64	21,455.65	10:06:10	44997	0	Bullish	Bullish	13.20		1.07	47,922.90
10:07:09	232491	14083	Bullish	Bullish	14.16		1.68	21,452.80	10:07:09	27624	-17373	Bullish	Bullish	1.19		1.04	47,912.65
10:08:09	232491	0	Bullish	Bullish	6.35		1.68	21,451.00	10:08:09	31607	3983	Bullish	Bullish	-13.63		1.05	47,902.20
10:09:09	232491	0	Bullish	Bullish	16.68		1.68	21,452.20	10:09:09	31607	0	Bullish	Bullish	-6.95		1.05	47,899.40
10:10:10	232986	495	Bullish	Bullish	14.99		1.67	21,454.65	10:10:10	11217	-20390	Bullish	Bearish	-29.78		1.02	47,869.85
10:11:29	232986	0	Bullish	Bullish	11.81		1.67	21,453.65	10:11:29	11221	4	Bullish	Bearish	-60.63		1.02	47,860.65
10:12:10	232986	0	Bullish	Bullish	19.05		1.67	21,460.05	10:12:10	11221	0	Bullish	Bullish	-30.80		1.02	47,893.45
10:13:09	229694	-3292	Bullish	Bullish	22.69		1.64	21,457.40	10:13:09	-50625	-61846	Bearish	Bullish	-19.15		0.93	47,897.15
10:14:09	229694	0	Bullish	Bullish	13.66		1.64	21,456.20	10:14:09	-50623	2	Bearish	Bearish	-24.89		0.93	47,890.75
10:15:09	229694	0	Bullish	Bullish	16.16		1.64	21,456.80	10:15:09	-50623	0	Bearish	Bullish	-9.01		0.93	47,909.30
10:16:09	228981	-713	Bullish	Bullish	17.33		1.63	21,465.00	10:16:09	-49843	780	Bearish	Bearish	-6.68		0.93	47,920.85
10:17:09	228981	0	Bullish	Bullish	22.26		1.63	21,463.25	10:17:09	-49846	-3	Bearish	Bearish	-2.73		0.93	47,914.10
10:18:07	228981	0	Bullish	Bullish	25.11		1.63	21,462.55	10:18:07	-49846	0	Bearish	Bullish	10.88		0.93	47,920.05
10:19:09	228247	-734	Bullish	Bullish	16.93		1.61	21,457.00	10:19:09	-69993	-20147	Bearish	Bearish	-11.67		0.9	47,914.70
10:20:09	228247	0	Bullish	Bearish	11.81		1.61	21,450.90	10:20:09	-69982	11	Bearish	Bearish	-19.63		0.9	47,908.90
10:21:09	228247	0	Bullish	Bullish	7.61		1.61	21,451.90	10:21:09	-69982	0	Bearish	Bullish	-26.60		0.9	47,904.70
10:22:09	224535	-3712	Bullish	Bullish	11.91		1.59	21,457.65	10:22:09	-76195	-6213	Bearish	Bullish	-7.40		0.9	47,932.05
10:23:08	224535	0	Bullish	Bearish	7.46		1.59	21,450.15	10:23:08	-76169	26	Bearish	Bullish	9.17		0.9	47,929.90
10:24:09	224535	0	Bullish	Bearish	4.31		1.59	21,452.65	10:24:09	-76169	0	Bearish	Bullish	-0.38		0.9	47,949.70
10:25:10	215814	-8721	Bullish	Bearish	12.68		1.55	21,455.90	10:25:10	-62351	13818	Bearish	Bullish	55.19	Buy 47700 CE	0.91	47,985.30
10:26:10	215814	0	Bullish	Bearish	19.19		1.55	21,455.90	10:26:10	-62342	9	Bearish	Bullish	74.59		0.91	47,985.30


Nifty ATM		Current Expiry	Exp High : 21,590.80	108.00	Not Break	Resistanc	21500	BN ATM	Monday		Exp High : 48,418.20	341.60	Not Break	Resistanc	48000		
21400		2023-12-21	Exp Low : 21,278.80	86.55	Not Break	Support	21300	47900			Exp Low : 47,718.80	87.90	Not Break	Support	47500		
Time	NET Oi	+▲-▼	Net Oi Signal	Price Action Signal	VWAP Diff	Strike	Nifty PCR	Nifty LTP	Time	NET Oi	+▲-▼	Net Oi Signal	Price Action Signal	VWAP Diff	Strike	BN PCR	BN LTP
10:27:09	215814	0	Bullish	Bullish	17.15		1.55	21,460.65	10:27:09	-62342	0	Bearish	Bullish	100.56		0.91	48,044.35
10:28:09	207301	-8513	Bullish	Bullish	19.85		1.52	21,461.15	10:28:09	177072	239414	Bullish	Bullish	93.77		1.35	48,025.85
10:29:09	207301	0	Bullish	Bullish	19.76		1.52	21,465.75	10:29:09	177132	60	Bullish	Bullish	107.35		1.35	48,042.30
10:30:10	207301	0	Bullish	Bullish	28.95		1.52	21,475.65	10:30:10	177132	0	Bullish	Bullish	127.88		1.35	48,064.45
10:31:10	227508	20207	Bullish	Bullish	30.83		1.6	21,472.35	10:31:10	250592	73460	Bullish	Bullish	134.24		1.51	48,044.90
10:32:09	227508	0	Bullish	Bullish	32.02		1.6	21,479.00	10:32:09	250592	0	Bullish	Bullish	103.19		1.51	48,065.65
10:33:09	227508	0	Bullish	Bullish	30.66		1.6	21,476.65	10:33:09	250592	0	Bullish	Bullish	109.78		1.51	48,048.10
10:34:09	233012	5504	Bullish	Bullish	28.93		1.61	21,472.90	10:34:09	288438	37846	Bullish	Bullish	108.64		1.59	48,043.00
10:35:10	233012	0	Bullish	Bullish	31.38		1.61	21,477.35	10:35:10	288459	21	Bullish	Bullish	106.37		1.59	48,052.35
10:36:09	233012	0	Bullish	Bullish	31.31		1.61	21,470.90	10:36:09	288459	0	Bullish	Bullish	97.96		1.59	48,038.85
10:37:09	240624	7612	Bullish	Bullish	19.07		1.63	21,462.00	10:37:09	276910	-11549	Bullish	Bullish	73.85		1.54	48,013.00
10:38:09	240624	0	Bullish	Bullish	16.07		1.63	21,461.95	10:38:09	276910	0	Bullish	Bullish	38.48		1.54	47,991.40
10:39:09	240624	0	Bullish	Bearish	5.39		1.63	21,445.45	10:39:09	276910	0	Bullish	Bearish	35.15		1.54	47,961.95
10:40:09	238528	-2096	Bullish	Bearish	-0.24		1.63	21,450.15	10:40:09	256875	-20035	Bullish	Bearish	21.09		1.51	47,951.70
10:41:09	238528	0	Bullish	Bearish	-2.44		1.63	21,447.75	10:41:09	256875	0	Bullish	Bearish	-7.91		1.51	47,949.55
10:42:10	238528	0	Bullish	Bearish	-1.77		1.63	21,453.20	10:42:10	256875	0	Bullish	Bearish	-13.63		1.51	47,953.05
10:43:09	224370	-14158	Bullish	Bearish	4.31		1.57	21,454.95	10:43:09	198791	-58084	Bullish	Bearish	-4.32		1.38	47,947.55
10:44:09	224370	0	Bullish	Bearish	5.39		1.57	21,451.75	10:44:09	198791	0	Bullish	Bearish	5.52		1.38	47,934.20
10:45:10	224370	0	Bullish	Bearish	2.73		1.57	21,451.75	10:45:10	198791	0	Bullish	Bearish	-18.50	Buy 48200 PE	1.38	47,936.35
10:46:09	217024	-7346	Bullish	Bearish	7.56		1.54	21,451.55	10:46:09	169744	-29047	Bullish	Bearish	-11.01		1.31	47,947.10
10:47:09	217024	0	Bullish	Bearish	3.35		1.54	21,451.65	10:47:09	169739	-5	Bullish	Bearish	-13.35		1.31	47,950.30
10:48:08	217024	0	Bullish	Bearish	2.10		1.54	21,454.00	10:48:08	169739	0	Bullish	Bearish	-5.59		1.31	47,948.70
10:49:12	214893	-2131	Bullish	Bearish	2.74		1.53	21,453.95	10:49:12	145294	-24445	Bullish	Bearish	-10.21		1.25	47,957.40
10:50:09	214893	0	Bullish	Bearish	6.52		1.53	21,457.65	10:50:09	145378	84	Bullish	Bearish	6.70		1.25	47,983.25
10:51:29	214893	0	Bullish	Bearish	5.69		1.53	21,461.10	10:51:29	145378	0	Bullish	Bearish	21.65	Buy 47700 CE	1.25	47,986.30
10:52:10	207127	-7766	Bullish	Bullish	5.81		1.5	21,458.50	10:52:10	123884	-21494	Bullish	Bullish	20.96		1.21	47,994.85
10:53:10	205673	-1454	Bullish	Bullish	7.40		1.5	21,461.70	10:53:10	115383	-8501	Bullish	Bullish	36.48		1.19	47,988.95
10:54:10	205673	0	Bullish	Bullish	14.63		1.5	21,467.65	10:54:10	115383	0	Bullish	Bullish	26.51		1.19	47,986.70
10:55:12	201295	-4378	Bullish	Bullish	14.11		1.48	21,465.55	10:55:12	108328	-7055	Bullish	Bullish	24.09		1.18	47,984.90
10:56:09	201295	0	Bullish	Bullish	19.14		1.48	21,470.85	10:56:09	108333	5	Bullish	Bullish	46.32		1.18	47,995.75
10:57:10	199785	-1510	Bullish	Bullish	19.20		1.47	21,470.85	10:57:10	108333	0	Bullish	Bullish	36.24		1.18	47,994.25
10:58:10	203665	3880	Bullish	Bullish	13.03		1.48	21,468.25	10:58:10	126523	18190	Bullish	Bullish	26.04		1.21	47,998.80
10:59:10	203665	0	Bullish	Bullish	15.39		1.48	21,466.25	10:59:10	126521	-2	Bullish	Bullish	50.63		1.21	47,999.80
11:00:09	203665	0	Bullish	Bullish	12.99		1.48	21,463.35	11:00:09	126521	0	Bullish	Bullish	45.42		1.21	47,994.95
11:01:10	205913	2248	Bullish	Bullish	9.86		1.48	21,461.95	11:01:10	146162	19641	Bullish	Bullish	28.73		1.24	47,989.95
11:02:09	205913	0	Bullish	Bullish	13.19		1.48	21,468.30	11:02:09	146162	0	Bullish	Bullish	40.40		1.24	47,989.00


Nifty ATM		Current Expiry	Exp High : 21,590.80	108.00	Not Break	Resistanc	21500	BN ATM	Monday		Exp High : 48,418.20	341.60	Not Break	Resistanc	48000		
21400		2023-12-21	Exp Low : 21,278.80	86.55	Not Break	Support	21300	47900			Exp Low : 47,718.80	87.90	Not Break	Support	47500		
Time	NET Oi	+▲-▼	Net Oi Signal	Price Action Signal	VWAP Diff	Strike	Nifty PCR	Nifty LTP	Time	NET Oi	+▲-▼	Net Oi Signal	Price Action Signal	VWAP Diff	Strike	BN PCR	BN LTP
11:03:11	205913	0	Bullish	Bullish	15.72		1.48	21,468.80	11:03:11	146162	0	Bullish	Bullish	35.71		1.24	47,985.25
11:04:10	208077	2164	Bullish	Bullish	11.88		1.48	21,463.55	11:04:10	153861	7699	Bullish	Bearish	33.92		1.25	47,980.05
11:05:11	208077	0	Bullish	Bullish	13.76		1.48	21,463.35	11:05:11	153891	30	Bullish	Bearish	35.49		1.25	47,984.70
11:06:09	208077	0	Bullish	Bullish	15.55		1.48	21,467.75	11:06:09	153891	0	Bullish	Bullish	41.43		1.25	47,992.25
11:07:09	208614	537	Bullish	Bullish	17.81		1.48	21,469.10	11:07:09	150419	-3472	Bullish	Bullish	46.95		1.25	47,996.00
11:08:10	208614	0	Bullish	Bearish	16.94		1.48	21,463.90	11:08:10	150415	-4	Bullish	Bullish	45.53		1.25	47,993.15
11:09:09	208614	0	Bullish	Bearish	13.76		1.48	21,465.60	11:09:09	150415	0	Bullish	Bearish	36.34		1.25	47,987.05
11:10:09	205418	-3196	Bullish	Bearish	24.81		1.47	21,467.05	11:10:09	134064	-16351	Bullish	Bullish	65.59		1.21	48,002.10
11:11:10	205418	0	Bullish	Bearish	5.60		1.47	21,459.70	11:11:10	134064	0	Bullish	Bearish	9.31		1.21	47,972.55
11:12:09	205418	0	Bullish	Bullish	16.96		1.47	21,466.40	11:12:09	134064	0	Bullish	Bearish	12.89		1.21	47,983.05
11:13:10	210575	5157	Bullish	Bullish	22.65		1.49	21,470.15	11:13:10	151350	17286	Bullish	Bullish	28.10		1.24	48,001.10
11:14:09	210575	0	Bullish	Bullish	21.11		1.49	21,471.15	11:14:09	159772	8422	Bullish	Bullish	50.15		1.26	48,011.10
11:15:09	210575	0	Bullish	Bullish	23.47		1.49	21,469.05	11:15:09	159772	0	Bullish	Bullish	39.68		1.26	47,997.70
11:16:16	217604	7029	Bullish	Bullish	22.49		1.51	21,475.55	11:16:16	147485	-12287	Bullish	Bullish	42.62		1.23	48,004.60
11:17:10	217604	0	Bullish	Bullish	23.66		1.51	21,470.50	11:17:10	147485	0	Bullish	Bullish	42.42		1.23	47,998.65
11:18:12	217604	0	Bullish	Bullish	21.13		1.51	21,470.10	11:18:12	147485	0	Bullish	Bullish	35.43		1.23	47,988.50
11:19:09	226182	8578	Bullish	Bullish	20.41		1.54	21,472.75	11:19:09	139334	-8151	Bullish	Bearish	45.96		1.22	47,989.70
11:20:11	226279	97	Bullish	Bullish	23.63		1.54	21,474.30	11:20:11	139357	23	Bullish	Bearish	47.00		1.22	47,995.90
11:21:10	226279	0	Bullish	Bullish	28.20		1.54	21,473.95	11:21:10	139357	0	Bullish	Bearish	46.95		1.22	47,986.60
11:22:09	223140	-3139	Bullish	Bullish	23.13		1.52	21,473.95	11:22:09	139175	-182	Bullish	Bearish	35.88		1.22	47,986.60
11:23:09	223140	0	Bullish	Bullish	21.14		1.52	21,468.70	11:23:09	139175	0	Bullish	Bearish	31.33		1.22	47,983.95
11:24:10	223140	0	Bullish	Bullish	18.27		1.52	21,467.80	11:24:10	139172	-3	Bullish	Bullish	19.14		1.22	47,972.85
11:25:10	222129	-1011	Bullish	Bearish	16.79		1.51	21,463.70	11:25:10	146497	7325	Bullish	Bearish	-0.03		1.23	47,958.85
11:26:09	222129	0	Bullish	Bearish	14.86		1.51	21,468.50	11:26:09	146497	0	Bullish	Bearish	3.73		1.23	47,972.20
11:27:09	222129	0	Bullish	Bearish	19.05		1.51	21,465.90	11:27:09	146497	0	Bullish	Bearish	10.47		1.23	47,969.35
11:28:10	219655	-2474	Bullish	Bullish	21.87		1.5	21,470.05	11:28:10	138729	-7768	Bullish	Bearish	22.67		1.22	47,989.40
11:29:09	219655	0	Bullish	Bearish	19.73		1.5	21,469.65	11:29:09	147400	8671	Bullish	Bearish	23.69		1.23	47,986.10
11:30:09	219655	0	Bullish	Bullish	22.76		1.5	21,474.90	11:30:09	147400	0	Bullish	Bullish	37.74		1.23	48,010.75
11:31:09	220124	469	Bullish	Bullish	23.92		1.5	21,473.15	11:31:09	133751	-13649	Bullish	Bullish	45.60		1.21	48,009.15
11:32:10	220154	30	Bullish	Bullish	24.74		1.5	21,474.05	11:32:10	133712	-39	Bullish	Bullish	43.99		1.21	48,005.80
11:33:09	220154	0	Bullish	Bearish	25.99		1.5	21,472.30	11:33:09	133712	0	Bullish	Bearish	33.83		1.21	47,991.05
11:34:09	215841	-4313	Bullish	Bullish	25.21		1.48	21,474.30	11:34:09	127361	-6351	Bullish	Bullish	29.90		1.19	47,992.15
11:35:10	215841	0	Bullish	Bullish	25.87		1.48	21,475.00	11:35:10	127374	13	Bullish	Bullish	38.74		1.19	47,994.85
11:36:09	215841	0	Bullish	Bullish	28.28		1.48	21,474.85	11:36:09	127374	0	Bullish	Bullish	30.44		1.19	47,997.00
11:37:10	212647	-3194	Bullish	Bullish	25.17		1.47	21,476.70	11:37:10	135860	8486	Bullish	Bullish	34.00		1.21	47,994.35
11:38:09	216777	4130	Bullish	Bullish	25.87		1.48	21,474.75	11:38:09	135869	9	Bullish	Bullish	28.68		1.21	48,004.60


Nifty ATM		Current Expiry	Exp High : 21,590.80	108.00	Not Break	Resistanc	21500	BN ATM	Monday		Exp High : 48,418.20	341.60	Not Break	Resistanc	48000		
21400		2023-12-21	Exp Low : 21,278.80	86.55	Not Break	Support	21300	47900			Exp Low : 47,718.80	87.90	Not Break	Support	47500		
Time	NET Oi	+▲-▼	Net Oi Signal	Price Action Signal	VWAP Diff	Strike	Nifty PCR	Nifty LTP	Time	NET Oi	+▲-▼	Net Oi Signal	Price Action Signal	VWAP Diff	Strike	BN PCR	BN LTP
11:39:09	216777	0	Bullish	Bullish	29.09		1.48	21,474.15	11:39:09	135869	0	Bullish	Bullish	42.42		1.21	47,995.70
11:40:09	224989	8212	Bullish	Bullish	30.94		1.5	21,481.15	11:40:09	156530	20661	Bullish	Bullish	50.48		1.24	48,013.30
11:41:09	224989	0	Bullish	Bullish	32.83		1.5	21,475.35	11:41:09	156530	0	Bullish	Bullish	52.32		1.24	48,009.25
11:42:08	224989	0	Bullish	Bullish	26.15		1.5	21,477.55	11:42:08	156530	0	Bullish	Bullish	50.02		1.24	48,014.05
11:43:09	227135	2146	Bullish	Bullish	27.57		1.51	21,477.25	11:43:09	161696	5166	Bullish	Bearish	57.38		1.25	48,009.20
11:44:10	226691	-444	Bullish	Bullish	25.57		1.51	21,476.30	11:44:10	161694	-2	Bullish	Bearish	48.75		1.25	48,000.45
11:45:09	226691	0	Bullish	Bullish	26.51		1.51	21,474.10	11:45:09	161694	0	Bullish	Bearish	47.14		1.25	47,999.10
11:46:09	225620	-1071	Bullish	Bullish	25.98		1.51	21,472.65	11:46:09	156871	-4823	Bullish	Bearish	41.66		1.24	47,987.75
11:47:09	226760	1140	Bullish	Bearish	20.33		1.51	21,472.20	11:47:09	156872	1	Bullish	Bearish	34.29		1.24	47,982.20
11:48:09	226760	0	Bullish	Bearish	23.57		1.51	21,472.95	11:48:09	156872	0	Bullish	Bearish	22.91		1.24	47,980.45
11:49:09	228606	1846	Bullish	Bearish	19.04		1.51	21,471.55	11:49:09	167324	10452	Bullish	Bearish	23.63		1.26	47,984.50
11:50:12	228606	0	Bullish	Bearish	14.23		1.51	21,467.80	11:50:12	167239	-85	Bullish	Bearish	21.50		1.26	47,967.00
11:51:09	228606	0	Bullish	Bearish	18.44		1.51	21,471.55	11:51:09	167239	0	Bullish	Bearish	18.51		1.26	47,982.25
11:52:10	229701	1095	Bullish	Bearish	14.13		1.51	21,469.90	11:52:10	172783	5544	Bullish	Bearish	24.93		1.27	47,981.30
11:53:09	229701	0	Bullish	Bearish	15.91		1.51	21,470.60	11:53:09	169056	-3727	Bullish	Bearish	29.06		1.26	47,985.45
11:54:10	229701	0	Bullish	Bearish	16.35		1.51	21,471.40	11:54:10	169056	0	Bullish	Bearish	31.20		1.26	47,990.20
11:55:09	228874	-827	Bullish	Bearish	20.33		1.51	21,471.90	11:55:09	173224	4168	Bullish	Bearish	41.37		1.27	47,994.40
11:56:11	228874	0	Bullish	Bearish	17.36		1.51	21,469.10	11:56:11	173235	11	Bullish	Bearish	25.96		1.27	47,983.55
11:57:09	228874	0	Bullish	Bearish	13.43		1.51	21,467.10	11:57:09	173235	0	Bullish	Bearish	15.15		1.27	47,978.45
11:58:10	220288	-8586	Bullish	Bearish	6.39		1.48	21,464.05	11:58:10	150819	-22416	Bullish	Bearish	3.59		1.23	47,975.65
11:59:11	220288	0	Bullish	Bearish	9.02		1.48	21,462.30	11:59:11	148585	-2234	Bullish	Bearish	18.13		1.22	47,975.75
12:00:10	220288	0	Bullish	Bearish	-0.13		1.48	21,451.90	12:00:10	148585	0	Bullish	Bearish	6.30		1.22	47,956.55
12:01:10	217100	-3188	Bullish	Bearish	-4.98		1.47	21,448.80	12:01:10	135635	-12950	Bullish	Bearish	-9.62		1.2	47,949.55
12:02:10	217100	0	Bullish	Bearish	-0.76		1.47	21,451.85	12:02:10	135630	-5	Bullish	Bearish	-5.64		1.2	47,950.00
12:03:10	217100	0	Bullish	Bearish	0.09		1.47	21,452.35	12:03:10	135630	0	Bullish	Bearish	13.20		1.2	47,962.50
12:04:10	204729	-12371	Bullish	Bearish	-1.60		1.44	21,452.40	12:04:10	124563	-11067	Bullish	Bearish	3.40		1.18	47,957.60
12:05:10	204729	0	Bullish	Bearish	-1.20		1.44	21,454.70	12:05:10	124115	-448	Bullish	Bearish	9.15		1.18	47,961.65
12:06:09	204729	0	Bullish	Bearish	-0.10		1.44	21,457.65	12:06:09	124116	1	Bullish	Bearish	10.39		1.18	47,975.25
12:07:10	198131	-6598	Bullish	Bearish	6.60		1.42	21,459.65	12:07:10	122963	-1153	Bullish	Bearish	13.52		1.18	47,986.00
12:08:09	196118	-2013	Bullish	Bearish	6.79		1.41	21,457.40	12:08:09	122960	-3	Bullish	Bearish	20.55		1.18	47,971.65
12:09:29	196118	0	Bullish	Bearish	-1.06		1.41	21,454.10	12:09:29	122960	0	Bullish	Bearish	4.52		1.18	47,966.70
12:10:09	179266	-16852	Bullish	Bearish	-1.11		1.37	21,450.00	12:10:09	114619	-8341	Bullish	Bearish	7.06		1.17	47,963.50
12:11:09	179266	0	Bullish	Bearish	-10.07	Buy 21600 PE	1.37	21,447.05	12:11:09	115178	559	Bullish	Bearish	-0.49		1.17	47,952.90
12:12:09	179266	0	Bullish	Bearish	-5.04		1.37	21,450.40	12:12:09	115178	0	Bullish	Bearish	2.07		1.17	47,958.40
12:13:09	173862	-5404	Bullish	Bearish	-7.63		1.35	21,451.75	12:13:09	102838	-12340	Bullish	Bearish	-15.53		1.15	47,952.15
12:14:10	173334	-528	Bullish	Bullish	-1.07		1.35	21,454.70	12:14:10	102810	-28	Bullish	Bullish	1.33		1.15	47,966.95

Nifty ATM		Current Expiry	Exp High : 21,590.80	108.00	Not Break	Resistanc	21500	BN ATM	Monday		Exp High : 48,418.20	341.60	Not Break	Resistanc	48000		
21400		2023-12-21	Exp Low : 21,278.80	86.55	Not Break	Support	21300	47900			Exp Low : 47,718.80	87.90	Not Break	Support	47500		
Time	NET Oi	+▲-▼	Net Oi Signal	Price Action Signal	VWAP Diff	Strike	Nifty PCR	Nifty LTP	Time	NET Oi	+▲-▼	Net Oi Signal	Price Action Signal	VWAP Diff	Strike	BN PCR	BN LTP
12:15:09	173334	0	Bullish	Bullish	-0.02		1.35	21,459.30	12:15:09	102813	3	Bullish	Bullish	1.43		1.15	47,971.55
12:16:10	167933	-5401	Bullish	Bullish	3.03		1.34	21,460.20	12:16:10	94471	-8342	Bullish	Bullish	13.38		1.13	47,981.50
12:17:09	167933	0	Bullish	Bullish	7.30		1.34	21,463.35	12:17:09	94443	-28	Bullish	Bullish	24.61		1.13	47,985.05
12:18:08	167933	0	Bullish	Bullish	6.03		1.34	21,456.85	12:18:08	94443	0	Bullish	Bullish	16.73		1.13	47,978.90
12:19:10	162242	-5691	Bullish	Bearish	-0.03		1.32	21,455.95	12:19:10	89088	-5355	Bullish	Bearish	5.06		1.12	47,972.00
12:20:10	158717	-3525	Bullish	Bearish	-1.18		1.31	21,454.05	12:20:10	86309	-2779	Bullish	Bearish	-2.69		1.12	47,967.35
12:21:09	158717	0	Bullish	Bearish	-5.07		1.31	21,451.60	12:21:09	86310	1	Bullish	Bearish	-2.04		1.12	47,963.00
12:22:09	162990	4273	Bullish	Bullish	-6.97		1.32	21,454.30	12:22:09	71881	-14429	Bullish	Bearish	-13.02		1.1	47,961.05
12:23:10	156828	-6162	Bullish	Bullish	-4.76		1.31	21,451.40	12:23:10	71862	-19	Bullish	Bearish	-31.94	Buy 48200 PE	1.1	47,945.10
12:24:09	156828	0	Bullish	Bullish	-2.55		1.31	21,456.10	12:24:09	71862	0	Bullish	Bullish	-10.98		1.1	47,957.95
12:25:10	152401	-4427	Bullish	Bullish	-1.24		1.3	21,451.85	12:25:10	62294	-9568	Bullish	Bearish	6.57		1.09	47,957.25
12:26:10	152401	0	Bullish	Bearish	-9.91		1.3	21,451.60	12:26:10	62348	54	Bullish	Bearish	-11.42		1.09	47,946.40
12:27:09	152401	0	Bullish	Bearish	-7.45		1.3	21,450.50	12:27:09	62348	0	Bullish	Bearish	-7.65		1.09	47,942.10
12:28:10	147151	-5250	Bullish	Bearish	-4.49		1.28	21,453.10	12:28:10	68978	6630	Bullish	Bearish	-13.62		1.09	47,946.80
12:29:11	147151	0	Bullish	Bearish	-5.13		1.28	21,451.75	12:29:11	68978	0	Bullish	Bearish	-4.77		1.09	47,942.10
12:30:09	147151	0	Bullish	Bearish	-22.17		1.28	21,439.15	12:30:09	68978	0	Bullish	Bearish	-23.26		1.09	47,917.80
12:31:09	131002	-16149	Bullish	Bearish	-30.41		1.25	21,434.05	12:31:09	40821	-28157	Bullish	Bearish	-42.60		1.06	47,900.80
12:32:11	131002	0	Bullish	Bearish	-20.30		1.25	21,435.20	12:32:11	40821	0	Bullish	Bearish	-28.17		1.06	47,908.60
12:33:09	131002	0	Bullish	Bearish	-21.24		1.25	21,435.20	12:33:09	40821	0	Bullish	Bearish	-27.12		1.06	47,908.60
12:34:10	112897	-18105	Bullish	Bearish	-21.18		1.21	21,434.60	12:34:10	40821	0	Bullish	Bearish	-23.18		1.06	47,919.55
12:35:10	112897	0	Bullish	Bearish	-23.04		1.21	21,437.15	12:35:10	9747	-31074	Bullish	Bearish	-32.03		1.01	47,916.75
12:36:10	112897	0	Bullish	Bearish	-19.31		1.21	21,437.95	12:36:10	9745	-2	Bullish	Bearish	-13.60		1.01	47,936.40
12:37:10	108146	-4751	Bullish	Bearish	-13.12		1.2	21,442.55	12:37:10	11101	1356	Bullish	Bearish	-13.78		1.01	47,932.20
12:38:09	108146	0	Bullish	Bearish	-15.04		1.2	21,442.25	12:38:09	11100	-1	Bullish	Bearish	-16.17		1.01	47,931.35
12:39:09	108146	0	Bullish	Bearish	-17.98		1.2	21,441.65	12:39:09	11100	0	Bullish	Bearish	-16.90		1.01	47,932.40
12:40:10	107934	-212	Bullish	Bearish	-18.96		1.2	21,442.30	12:40:10	11100	0	Bullish	Bearish	-20.52		1.01	47,934.95
12:41:10	100984	-6950	Bullish	Bearish	-20.32		1.18	21,440.55	12:41:10	12510	1410	Bullish	Bearish	-20.66		1.02	47,930.70
12:42:09	100984	0	Bullish	Bearish	-21.69		1.18	21,440.15	12:42:09	12519	9	Bullish	Bearish	-25.81		1.02	47,928.80
12:43:10	96732	-4252	Bullish	Bullish	-17.07		1.18	21,446.15	12:43:10	11162	-1357	Bullish	Bullish	-9.66		1.01	47,942.10
12:44:11	101803	5071	Bullish	Bullish	-18.10		1.18	21,444.30	12:44:11	11140	-22	Bullish	Bullish	-11.00		1.01	47,934.55
12:45:11	101803	0	Bullish	Bullish	-14.84		1.18	21,446.20	12:45:11	11140	0	Bullish	Bullish	-1.90		1.01	47,948.55
12:46:09	99297	-2506	Bullish	Bullish	-10.84		1.18	21,450.10	12:46:09	9184	-1956	Bullish	Bullish	-2.15		1.01	47,943.70
12:47:09	99297	0	Bullish	Bullish	-8.82		1.18	21,452.65	12:47:09	5154	-4030	Bullish	Bullish	-2.85		1.01	47,956.15
12:48:10	99297	0	Bullish	Bullish	-7.80		1.18	21,447.65	12:48:10	5155	1	Bullish	Bullish	9.94		1.01	47,952.60
12:49:09	94899	-4398	Bullish	Bullish	-14.74		1.17	21,447.95	12:49:09	7720	2565	Bullish	Bullish	3.23		1.01	47,952.85
12:50:09	94899	0	Bullish	Bearish	-17.87		1.17	21,442.40	12:50:09	8045	325	Bullish	Bullish	6.23		1.01	47,936.50

Nifty ATM		Current Expiry	Exp High : 21,590.80	108.00	Not Break	Resistanc	21500	BN ATM	Monday		Exp High : 48,418.20	341.60	Not Break	Resistanc	48000		
21400		2023-12-21	Exp Low : 21,278.80	86.55	Not Break	Support	21300	47900			Exp Low : 47,718.80	87.90	Not Break	Support	47500		
Time	NET Oi	+▲-▼	Net Oi Signal	Price Action Signal	VWAP Diff	Strike	Nifty PCR	Nifty LTP	Time	NET Oi	+▲-▼	Net Oi Signal	Price Action Signal	VWAP Diff	Strike	BN PCR	BN LTP
12:51:10	94899	0	Bullish	Bullish	-14.75		1.17	21,442.35	12:51:10	8045	0	Bullish	Bullish	-5.77		1.01	47,941.85
12:52:10	97389	2490	Bullish	Bearish	-20.73		1.18	21,438.10	12:52:10	5402	-2643	Bullish	Bearish	-14.89		1.01	47,928.70
12:53:09	97389	0	Bullish	Bearish	-21.27		1.18	21,437.40	12:53:09	5393	-9	Bullish	Bullish	-16.95		1.01	47,939.20
12:54:09	97389	0	Bullish	Bullish	-12.14		1.18	21,442.00	12:54:09	5393	0	Bullish	Bullish	2.63		1.01	47,940.60
12:55:09	103021	5632	Bullish	Bearish	-12.89		1.19	21,440.05	12:55:09	5393	0	Bullish	Bullish	-1.87		1.01	47,936.85
12:56:10	103014	-7	Bullish	Bearish	-13.68		1.19	21,444.00	12:56:10	11712	6319	Bullish	Bullish	-1.87		1.01	47,944.35
12:57:09	103014	0	Bullish	Bearish	-15.02		1.19	21,440.95	12:57:09	11712	0	Bullish	Bullish	3.33		1.01	47,935.70
12:58:10	105415	2401	Bullish	Bearish	-16.62		1.19	21,439.45	12:58:10	13055	1343	Bullish	Bearish	-6.66		1.02	47,934.00
12:59:09	105415	0	Bullish	Bearish	-14.63		1.19	21,441.55	12:59:09	13055	0	Bullish	Bearish	0.11		1.02	47,934.85
13:00:09	105415	0	Bullish	Bearish	-14.92		1.19	21,434.65	13:00:09	13055	0	Bullish	Bearish	6.01		1.02	47,927.65
13:01:10	107088	1673	Bullish	Bearish	-22.00		1.2	21,433.00	13:01:10	14717	1662	Bullish	Bearish	-16.94		1.02	47,920.95
13:02:10	107088	0	Bullish	Bearish	-15.61		1.2	21,429.80	13:02:10	19838	5121	Bullish	Bearish	-11.56		1.03	47,911.90
13:03:10	107088	0	Bullish	Bearish	-23.44		1.2	21,429.65	13:03:10	19838	0	Bullish	Bearish	-21.90		1.03	47,915.20
13:04:10	107088	0	Bullish	Bearish	-22.40		1.2	21,426.05	13:04:10	19838	0	Bullish	Bearish	-21.52		1.03	47,909.60
13:05:09	113565	6477	Bullish	Bearish	-23.97		1.21	21,428.80	13:05:09	17625	-2213	Bullish	Bearish	-17.50		1.02	47,908.05
13:06:10	113565	0	Bullish	Bearish	-25.30		1.21	21,424.55	13:06:10	17625	0	Bullish	Bearish	-31.31		1.02	47,899.70
13:07:10	111126	-2439	Bullish	Bearish	-28.29		1.2	21,420.00	13:07:10	-6654	-24279	Bearish	Bearish	-34.09		0.99	47,896.05
13:08:09	111126	0	Bullish	Bearish	-29.71		1.2	21,421.10	13:08:09	-6654	0	Bearish	Bearish	-50.07		0.99	47,896.50
13:09:11	111126	0	Bullish	Bearish	-26.40		1.2	21,419.00	13:09:11	-6654	0	Bearish	Bearish	-41.93		0.99	47,885.65
13:10:09	103364	-7762	Bullish	Bearish	-30.19		1.19	21,416.50	13:10:09	-56322	-49668	Bearish	Bearish	-67.15		0.93	47,870.65
13:11:10	103364	0	Bullish	Bearish	-26.71		1.19	21,422.00	13:11:10	-76916	-20594	Bearish	Bearish	-63.70		0.91	47,884.70
13:12:10	103364	0	Bullish	Bearish	-28.97		1.19	21,417.30	13:12:10	-76952	-36	Bearish	Bearish	-58.20		0.91	47,870.60
13:13:10	100836	-2528	Bullish	Bearish	-29.99		1.18	21,415.85	13:13:10	-76952	0	Bearish	Bearish	-61.99		0.91	47,873.50
13:14:09	94989	-5847	Bullish	Bearish	-32.71		1.17	21,414.35	13:14:09	-104931	-27979	Bearish	Bearish	-72.05		0.88	47,860.85
13:15:11	94989	0	Bullish	Bearish	-35.18		1.17	21,414.95	13:15:11	-104931	0	Bearish	Bearish	-60.27		0.88	47,874.20
13:16:11	86629	-8360	Bullish	Bearish	-28.67		1.15	21,419.30	13:16:11	-126312	-21381	Bearish	Bearish	-59.39		0.85	47,877.80
13:17:10	86629	0	Bullish	Bearish	-26.18		1.15	21,421.70	13:17:10	-126312	0	Bearish	Bearish	-38.82		0.85	47,888.95
13:18:09	86629	0	Bullish	Bearish	-20.63		1.15	21,423.15	13:18:09	-126312	0	Bearish	Bearish	-36.46		0.85	47,896.45
13:19:09	77048	-9581	Bullish	Bearish	-22.49		1.14	21,420.05	13:19:09	-126312	0	Bearish	Bearish	-43.99		0.85	47,886.20
13:20:10	72398	-4650	Bullish	Bearish	-27.21		1.13	21,419.75	13:20:10	-141508	-15196	Bearish	Bearish	-47.49		0.84	47,885.55
13:21:10	72398	0	Bullish	Bearish	-26.18		1.13	21,420.00	13:21:10	-141508	0	Bearish	Bearish	-38.75		0.84	47,887.50
13:22:37	69453	-2945	Bullish	Bullish	-24.16		1.12	21,425.80	13:22:37	-135182	6326	Bearish	Bullish	-38.27		0.84	47,898.95
13:23:10	69979	526	Bullish	Bullish	-21.37		1.12	21,423.45	13:23:10	-135182	0	Bearish	Bullish	-30.40		0.84	47,896.85
13:24:09	69979	0	Bullish	Bullish	-22.10		1.12	21,424.95	13:24:09	-135170	12	Bearish	Bullish	-32.43		0.84	47,902.15
13:25:12	69107	-872	Bullish	Bullish	-19.59		1.12	21,423.85	13:25:12	-136534	-1364	Bearish	Bullish	-16.53		0.84	47,919.95
13:26:10	69107	0	Bullish	Bullish	-22.04		1.12	21,427.05	13:26:10	-141041	-4507	Bearish	Bullish	-23.77		0.84	47,909.65

Nifty ATM		Current Expiry	Exp High : 21,590.80	108.00	Not Break	Resistanc	21500	BN ATM	Monday		Exp High : 48,418.20	341.60	Not Break	Resistanc	48000		
21400		2023-12-21	Exp Low : 21,278.80	86.55	Not Break	Support	21300	47900			Exp Low : 47,718.80	87.90	Not Break	Support	47500		
Time	NET Oi	+▲-▼	Net Oi Signal	Price Action Signal	VWAP Diff	Strike	Nifty PCR	Nifty LTP	Time	NET Oi	+▲-▼	Net Oi Signal	Price Action Signal	VWAP Diff	Strike	BN PCR	BN LTP
13:27:09	69107	0	Bullish	Bullish	-17.03		1.12	21,428.45	13:27:09	-141041	0	Bearish	Bullish	-18.40		0.84	47,918.90
13:28:11	69107	0	Bullish	Bullish	-18.51		1.12	21,431.40	13:28:11	-141041	0	Bearish	Bullish	-20.77		0.84	47,926.60
13:29:10	68823	-284	Bullish	Bullish	-9.69		1.12	21,432.75	13:29:10	-142833	-1792	Bearish	Bullish	3.19		0.84	47,945.90
13:30:10	68823	0	Bullish	Bullish	-11.97		1.12	21,433.55	13:30:10	-142833	0	Bearish	Bullish	13.17		0.84	47,954.10
13:31:11	69083	260	Bullish	Bullish	-1.41		1.12	21,432.80	13:31:11	-151622	-8789	Bearish	Bullish	26.73	Buy 47600 CE	0.83	47,944.60
13:32:11	69083	0	Bullish	Bullish	-12.94		1.12	21,428.40	13:32:11	-129615	22007	Bearish	Bullish	7.25		0.85	47,933.70
13:33:09	69083	0	Bullish	Bullish	-16.91		1.12	21,429.35	13:33:09	-129615	0	Bearish	Bullish	-6.95		0.85	47,938.50
13:34:09	59819	-9264	Bullish	Bullish	-25.88		1.11	21,420.50	13:34:09	-113476	16139	Bearish	Bullish	-20.13	Buy 48200 PE	0.86	47,920.25
13:35:10	59819	0	Bullish	Bearish	-28.74		1.11	21,420.25	13:35:10	-109342	4134	Bearish	Bullish	-34.94		0.87	47,906.55
13:36:09	59819	0	Bullish	Bearish	-29.28		1.11	21,419.65	13:36:09	-109342	0	Bearish	Bullish	-39.76		0.87	47,907.40
13:37:09	56804	-3015	Bullish	Bearish	-26.75		1.1	21,416.40	13:37:09	-107991	1351	Bearish	Bearish	-48.23		0.87	47,900.90
13:38:09	61968	5164	Bullish	Bearish	-25.18		1.11	21,420.80	13:38:09	-107669	322	Bearish	Bearish	-44.48		0.87	47,916.05
13:39:11	61968	0	Bullish	Bearish	-23.71		1.11	21,425.05	13:39:11	-107669	0	Bearish	Bearish	-32.72		0.87	47,908.00
13:40:13	67935	5967	Bullish	Bearish	-24.20		1.12	21,423.95	13:40:13	-113548	-5879	Bearish	Bearish	-39.24		0.87	47,912.75
13:41:09	67935	0	Bullish	Bearish	-24.19		1.12	21,421.75	13:41:09	-111822	1726	Bearish	Bearish	-45.25		0.87	47,897.15
13:42:09	67935	0	Bullish	Bearish	-18.02		1.12	21,427.70	13:42:09	-111822	0	Bearish	Bearish	-36.49		0.87	47,918.40
13:43:09	66207	-1728	Bullish	Bearish	-21.66		1.12	21,422.95	13:43:09	-124105	-12283	Bearish	Bearish	-49.74		0.85	47,900.70
13:44:09	66170	-37	Bullish	Bearish	-21.63		1.12	21,423.50	13:44:09	-124108	-3	Bearish	Bearish	-51.77		0.85	47,896.85
13:45:10	66170	0	Bullish	Bearish	-21.72		1.12	21,423.20	13:45:10	-124108	0	Bearish	Bearish	-59.58		0.85	47,901.40
13:46:09	66170	0	Bullish	Bearish	-25.55		1.12	21,422.90	13:46:09	-124108	0	Bearish	Bearish	-65.90		0.85	47,897.30
13:47:10	65964	-206	Bullish	Bullish	-25.58		1.12	21,425.70	13:47:10	-128233	-4125	Bearish	Bearish	-55.13		0.85	47,896.70
13:48:09	65964	0	Bullish	Bullish	-20.35		1.12	21,421.80	13:48:09	-128235	-2	Bearish	Bullish	-40.72		0.85	47,907.25
13:49:09	70834	4870	Bullish	Bullish	-21.54		1.13	21,421.30	13:49:09	-136167	-7932	Bearish	Bullish	-50.68		0.84	47,910.25
13:50:09	70834	0	Bullish	Bullish	-25.99		1.13	21,418.50	13:50:09	-136167	0	Bearish	Bearish	-56.64		0.84	47,900.80
13:51:09	70834	0	Bullish	Bullish	-24.86		1.13	21,421.95	13:51:09	-136167	0	Bearish	Bullish	-48.52		0.84	47,918.55
13:52:10	70785	-49	Bullish	Bullish	-23.35		1.13	21,426.15	13:52:10	-136167	0	Bearish	Bullish	-35.15		0.84	47,929.90
13:53:10	70769	-16	Bullish	Bearish	-19.85		1.13	21,420.75	13:53:10	-153956	-17789	Bearish	Bullish	-29.83		0.82	47,917.75
13:54:11	70769	0	Bullish	Bullish	-23.20		1.13	21,422.30	13:54:11	-153956	0	Bearish	Bullish	-49.59		0.82	47,916.15
13:55:10	70769	0	Bullish	Bearish	-23.34		1.13	21,423.65	13:55:10	-153286	670	Bearish	Bearish	-40.60		0.82	47,912.75
13:56:10	63664	-7105	Bullish	Bullish	-20.37		1.11	21,424.05	13:56:10	-153270	16	Bearish	Bullish	-45.69		0.82	47,918.95
13:57:10	63664	0	Bullish	Bullish	-19.55		1.11	21,426.60	13:57:10	-153262	8	Bearish	Bullish	-50.17		0.82	47,916.45
13:58:09	64987	1323	Bullish	Bullish	-16.98		1.12	21,427.65	13:58:09	-154046	-784	Bearish	Bullish	-32.25		0.82	47,922.80
13:59:10	63986	-1001	Bullish	Bullish	-17.32		1.11	21,429.75	13:59:10	-152182	1864	Bearish	Bullish	-31.14		0.83	47,927.10
14:00:10	63986	0	Bullish	Bearish	-16.51		1.11	21,424.85	14:00:10	-152182	0	Bearish	Bullish	-27.81		0.83	47,913.65
14:01:09	62312	-1674	Bullish	Bullish	-24.30		1.11	21,425.45	14:01:09	-145480	6702	Bearish	Bullish	-48.63		0.83	47,924.55
14:02:12	62312	0	Bullish	Bullish	-23.28		1.11	21,424.75	14:02:12	-149213	-3733	Bearish	Bullish	-40.04		0.83	47,923.05

Nifty ATM		Current Expiry	Exp High : 21,590.80	108.00	Not Break	Resistanc	21500	BN ATM	Monday		Exp High : 48,418.20	341.60	Not Break	Resistanc	48000		
21400		2023-12-21	Exp Low : 21,278.80	86.55	Not Break	Support	21300	47900			Exp Low : 47,718.80	87.90	Not Break	Support	47500		
Time	NET Oi	+▲-▼	Net Oi Signal	Price Action Signal	VWAP Diff	Strike	Nifty PCR	Nifty LTP	Time	NET Oi	+▲-▼	Net Oi Signal	Price Action Signal	VWAP Diff	Strike	BN PCR	BN LTP
14:03:10	62312	0	Bullish	Bullish	-20.27		1.11	21,429.00	14:03:10	-149213	0	Bearish	Bullish	-30.03		0.83	47,940.15
14:04:10	64663	2351	Bullish	Bullish	-10.80		1.12	21,432.20	14:04:10	-134864	14349	Bearish	Bullish	-0.02		0.84	47,956.80
14:05:10	60677	-3986	Bullish	Bullish	-6.24		1.11	21,434.90	14:05:10	-142412	-7548	Bearish	Bullish	13.27		0.84	47,953.10
14:06:09	60677	0	Bullish	Bullish	-7.23		1.11	21,436.55	14:06:09	-142414	-2	Bearish	Bullish	4.06		0.84	47,944.30
14:07:09	55232	-5445	Bullish	Bullish	-2.82		1.1	21,435.20	14:07:09	-142414	0	Bearish	Bullish	9.96		0.84	47,942.70
14:08:09	56850	1618	Bullish	Bullish	-14.21		1.1	21,431.35	14:08:09	-121881	20533	Bearish	Bullish	9.96		0.86	47,935.60
14:09:10	56850	0	Bullish	Bullish	-11.25		1.1	21,430.75	14:09:10	-121881	0	Bearish	Bullish	-1.03		0.86	47,937.40
14:10:09	57758	908	Bullish	Bullish	-16.19		1.1	21,430.10	14:10:09	-112830	9051	Bearish	Bullish	-14.03		0.87	47,925.80
14:11:09	57062	-696	Bullish	Bearish	-20.38		1.1	21,424.20	14:11:09	-112721	109	Bearish	Bearish	-13.71		0.87	47,920.60
14:12:09	57062	0	Bullish	Bearish	-16.17		1.1	21,427.95	14:12:09	-112721	0	Bearish	Bearish	-17.01		0.87	47,923.80
14:13:09	57658	596	Bullish	Bearish	-18.42		1.1	21,422.70	14:13:09	-114834	-2113	Bearish	Bearish	-18.01		0.86	47,911.35
14:14:09	59173	1515	Bullish	Bullish	-16.16		1.11	21,426.50	14:14:09	-104218	10616	Bearish	Bearish	-21.94		0.88	47,915.80
14:15:09	59173	0	Bullish	Bullish	-3.13		1.11	21,441.45	14:15:09	-104220	-2	Bearish	Bullish	20.01	Buy 47700 CE	0.88	47,957.10
14:16:09	52740	-6433	Bullish	Bullish	-6.13		1.09	21,433.75	14:16:09	-122732	-18512	Bearish	Bearish	6.91		0.85	47,937.30
14:17:09	68894	16154	Bullish	Bullish	-4.12		1.13	21,437.05	14:17:09	-110846	11886	Bearish	Bearish	6.46		0.87	47,943.15
14:18:10	68894	0	Bullish	Bearish	-4.97		1.13	21,433.75	14:18:10	-110854	-8	Bearish	Bearish	6.66		0.87	47,942.40
14:19:09	70568	1674	Bullish	Bearish	-7.26		1.13	21,429.55	14:19:09	-110854	0	Bearish	Bearish	-4.14		0.87	47,934.80
14:20:09	66927	-3641	Bullish	Bearish	-13.11		1.12	21,429.00	14:20:09	-122348	-11494	Bearish	Bearish	-14.01		0.85	47,929.50
14:21:09	66927	0	Bullish	Bearish	-13.05		1.12	21,425.85	14:21:09	-122347	1	Bearish	Bearish	-22.07	Buy 48200 PE	0.85	47,926.05
14:22:05	72720	5793	Bullish	Bearish	-16.08		1.14	21,423.75	14:22:05	-123019	-672	Bearish	Bearish	-29.93		0.85	47,929.55
14:23:10	71351	-1369	Bullish	Bearish	-15.11		1.13	21,427.80	14:23:10	-123019	0	Bearish	Bullish	-19.92		0.85	47,931.55
14:24:10	71351	0	Bullish	Bullish	-11.35		1.13	21,431.50	14:24:10	-123018	1	Bearish	Bullish	-11.07		0.85	47,933.45
14:25:10	71483	132	Bullish	Bullish	-7.49		1.13	21,433.05	14:25:10	-123018	0	Bearish	Bullish	-6.46		0.85	47,944.00
14:26:10	71221	-262	Bullish	Bullish	-8.13		1.13	21,434.80	14:26:10	-131002	-7984	Bearish	Bullish	-6.36		0.84	47,941.60
14:27:10	71221	0	Bullish	Bullish	-6.18		1.13	21,435.25	14:27:10	-131003	-1	Bearish	Bullish	-5.21		0.84	47,924.55
14:28:10	74319	3098	Bullish	Bearish	-4.97		1.14	21,439.30	14:28:10	-131003	0	Bearish	Bearish	-0.16		0.84	47,919.35
14:29:11	79446	5127	Bullish	Bullish	-1.02		1.15	21,437.55	14:29:11	-121289	9714	Bearish	Bearish	-9.89		0.85	47,916.95
14:30:09	79446	0	Bullish	Bullish	-1.02		1.15	21,440.90	14:30:09	-121289	0	Bearish	Bearish	-9.89		0.85	47,929.70
14:31:06	91073	11627	Bullish	Bullish	7.89		1.18	21,444.85	14:31:06	-94898	26391	Bearish	Bearish	5.35		0.88	47,937.95
14:32:09	91235	162	Bullish	Bullish	5.97		1.18	21,440.95	14:32:09	-94886	12	Bearish	Bearish	9.84		0.88	47,931.15
14:33:10	91235	0	Bullish	Bullish	7.46		1.18	21,444.25	14:33:10	-94852	34	Bearish	Bullish	15.03		0.88	47,943.30
14:34:09	91235	0	Bullish	Bullish	16.00	Buy 21200 CE	1.18	21,449.30	14:34:09	-94841	11	Bearish	Bullish	39.45	Buy 47700 CE	0.88	47,964.20
14:35:09	95452	4217	Bullish	Bullish	10.28		1.18	21,447.65	14:35:09	-77778	17063	Bearish	Bullish	15.04		0.9	47,953.90
14:36:09	95452	0	Bullish	Bullish	14.50		1.18	21,450.20	14:36:09	-77778	0	Bearish	Bullish	34.80		0.9	47,968.15
14:37:10	101150	5698	Bullish	Bullish	9.47		1.2	21,451.40	14:37:10	-77778	0	Bearish	Bullish	24.31		0.9	47,963.80
14:38:10	101150	0	Bullish	Bullish	13.61		1.2	21,449.75	14:38:10	-78217	-439	Bearish	Bullish	26.52		0.9	47,951.25

Nifty ATM		Current Expiry	Exp High :	21,590.80	108.00	Not Break	Resistanc	21500	BN ATM	Monday		Exp High :	48,418.20	341.60	Not Break	Resistanc	48000
21400		2023-12-21	Exp Low :	21,278.80	86.55	Not Break	Support	21300	47900			Exp Low :	47,718.80	87.90	Not Break	Support	47500
Time	NET Oi	+▲-▼	Net Oi Signal	Price Action Signal	VWAP Diff	Strike	Nifty PCR	Nifty LTP	Time	NET Oi	+▲-▼	Net Oi Signal	Price Action Signal	VWAP Diff	Strike	BN PCR	BN LTP
14:39:09	101150	0	Bullish	Bullish	12.10		1.2	21,447.70	14:39:09	-78216	1	Bearish	Bullish	16.95		0.9	47,952.10
14:40:13	101842	692	Bullish	Bullish	7.59		1.2	21,443.00	14:40:13	-81548	-3332	Bearish	Bullish	9.89		0.9	47,932.15
14:41:11	99661	-2181	Bullish	Bearish	-1.01		1.19	21,438.55	14:41:11	-81548	0	Bearish	Bearish	-20.30	Buy 48200 PE	0.9	47,910.95
14:42:10	99661	0	Bullish	Bullish	3.79		1.19	21,441.30	14:42:10	-81548	0	Bearish	Bullish	-4.67		0.9	47,930.95
14:43:09	99661	0	Bullish	Bearish	-0.21		1.19	21,439.45	14:43:09	-81548	0	Bearish	Bearish	-19.50		0.9	47,916.95
14:44:09	100288	627	Bullish	Bearish	-3.86		1.2	21,433.95	14:44:09	-71779	9769	Bearish	Bearish	-18.03		0.91	47,900.10
14:45:10	100288	0	Bullish	Bearish	-18.02	Buy 21600 PE	1.2	21,424.40	14:45:10	-71772	7	Bearish	Bearish	-64.90		0.91	47,865.95
14:46:09	91270	-9018	Bullish	Bearish	-21.13		1.18	21,420.30	14:46:09	-107913	-36141	Bearish	Bearish	-91.62		0.86	47,863.85
14:47:10	91270	0	Bullish	Bearish	-21.13		1.18	21,421.85	14:47:10	-107913	0	Bearish	Bearish	-91.62		0.86	47,880.75
14:48:09	103376	12106	Bullish	Bearish	-21.09		1.21	21,416.85	14:48:09	-104155	3758	Bearish	Bearish	-59.17		0.87	47,880.80
14:49:10	103376	0	Bullish	Bearish	-21.58		1.21	21,421.25	14:49:10	-127507	-23352	Bearish	Bearish	-54.72		0.84	47,890.90
14:50:09	91824	-11552	Bullish	Bearish	-16.71		1.18	21,426.60	14:50:09	-137480	-9973	Bearish	Bearish	-37.24		0.83	47,908.70
14:51:10	91824	0	Bullish	Bearish	-23.45		1.18	21,429.70	14:51:10	-137480	0	Bearish	Bearish	-40.53		0.83	47,927.60
14:52:10	81531	-10293	Bullish	Bearish	-17.98		1.16	21,427.05	14:52:10	-137480	0	Bearish	Bearish	-44.92		0.83	47,907.20
14:53:11	78731	-2800	Bullish	Bearish	-15.78		1.15	21,427.70	14:53:11	-162449	-24969	Bearish	Bearish	-43.98		0.8	47,917.75
14:54:10	78731	0	Bullish	Bearish	-19.77		1.15	21,420.95	14:54:10	-162449	0	Bearish	Bearish	-43.43		0.8	47,898.35
14:55:11	86949	8218	Bullish	Bearish	-13.09		1.17	21,425.45	14:55:11	-153663	8786	Bearish	Bearish	-51.26		0.81	47,875.95
14:56:09	86956	7	Bullish	Bearish	-14.98		1.17	21,422.65	14:56:09	-137559	16104	Bearish	Bearish	-40.38		0.83	47,866.95
14:57:11	86956	0	Bullish	Bearish	-17.12		1.17	21,423.30	14:57:11	-137559	0	Bearish	Bearish	-51.22		0.83	47,869.25
14:58:09	86956	0	Bullish	Bearish	-14.86		1.17	21,424.20	14:58:09	-116731	20828	Bearish	Bullish	-42.13		0.85	47,880.95
14:59:09	82737	-4219	Bullish	Bullish	-5.79		1.16	21,428.35	14:59:09	-122264	-5533	Bearish	Bullish	-42.65		0.84	47,876.80
15:00:11	82737	0	Bullish	Bullish	-5.87		1.16	21,425.65	15:00:11	-122263	1	Bearish	Bearish	-36.17		0.84	47,864.65
15:01:11	82737	0	Bullish	Bullish	-20.80		1.16	21,427.40	15:01:11	-136605	-14342	Bearish	Bearish	-53.51		0.82	47,873.60
15:02:09	80585	-2152	Bullish	Bearish	-15.82		1.16	21,416.10	15:02:09	-124648	11957	Bearish	Bearish	-38.15		0.84	47,857.90
15:03:11	80585	0	Bullish	Bearish	-19.34		1.16	21,421.50	15:03:11	-124656	-8	Bearish	Bearish	-62.63		0.84	47,837.45
15:04:10	86344	5759	Bullish	Bearish	-19.66		1.17	21,422.95	15:04:10	-124656	0	Bearish	Bearish	-56.53		0.84	47,885.95
15:05:09	86344	0	Bullish	Bearish	-25.57		1.17	21,422.20	15:05:09	-131875	-7219	Bearish	Bearish	-52.63		0.82	47,888.30
15:06:10	86344	0	Bullish	Bearish	-25.32		1.17	21,426.75	15:06:10	-131875	0	Bearish	Bearish	-46.33		0.82	47,898.10
15:07:09	84404	-1940	Bullish	Bullish	-21.65		1.17	21,429.70	15:07:09	-131890	-15	Bearish	Bullish	-46.98		0.82	47,906.55
15:08:10	68978	-15426	Bullish	Bullish	-20.50		1.14	21,429.85	15:08:10	-163386	-31496	Bearish	Bullish	-29.73		0.78	47,916.25
15:09:10	68978	0	Bullish	Bullish	-14.22		1.14	21,427.50	15:09:10	-163386	0	Bearish	Bullish	-30.21		0.78	47,913.10
15:10:09	60271	-8707	Bullish	Bullish	-13.41		1.12	21,426.45	15:10:09	-179662	-16276	Bearish	Bullish	-50.58		0.76	47,870.00
15:11:10	72283	12012	Bullish	Bullish	-9.64		1.15	21,431.50	15:11:10	-160039	19623	Bearish	Bearish	-39.11		0.78	47,878.35
15:12:11	72283	0	Bullish	Bearish	-7.73		1.15	21,424.80	15:12:11	-160039	0	Bearish	Bearish	-36.99		0.78	47,844.25
15:13:09	72283	0	Bullish	Bearish	-12.21		1.15	21,422.85	15:13:09	-152534	7505	Bearish	Bearish	-40.45		0.79	47,843.45
15:14:10	79206	6923	Bullish	Bearish	-11.73		1.17	21,425.20	15:14:10	-171757	-19223	Bearish	Bearish	-35.65		0.76	47,852.75









Nifty ATM	Nifty Spot	Nifty Pre CL	Nifty Open	Nifty High	Nifty Low	India VIX	Current Expiry	Exp High	21_590.80	108.00	Not Break	Resistanc	21500	BN ATM	BN Spot	BN Pre CL	BN Open	BN High	BN Low	India VIX	Monday	Exp High	48,418.20	341.60	Not Break	Resistanc	48000		
21400	21,418.65	21456.65	21,434.80	21,482.80	21,365.35	13.90	2023-12-21	Exp Low	21,278.80	86.55	Not Break	Support	21300	47900	47,887.70	48,143.55	48,068.50	48,076.60	47,806.70	13.90	47900	Exp Low	47,718.80	87.90	Not Break	Support	47500		
Time	Call COI (Bearish ▼)	Call COI (+▲-▼)	Short Covering	Put COI (Bullish ▲)	Put COI (+▲-▼)	Long UW	NET Oi	+▲-▼	Net Oi Signal	Price Action Signal	VWAP Diff	Strike	Nifty PCR	Nifty LTP	Time	Call COI (Bearish ▼)	Call COI (+▲-▼)	Short Covering	Put COI (Bullish ▲)	Put COI (+▲-▼)	Long Unwinding	NET Oi	+▲-▼	Net Oi Signal	Price Action Signal	VWAP Diff	Strike	BN PCR	BN LTP
09:15:10	80338	0	0	389971	0		309633	0	Bullish	Wait	103.13		4.85	21,434.80	09:15:10	-767870	0	0	249622	0		326492	0	Bullish	Wait	165.56		100	48,068.50
09:16:09	80338	0	0	389971	0		309633	0	Bullish	Wait	7.21		4.85	21,408.60	09:16:09	-76870	0	0	249622	0		326492	0	Bullish	Wait	14.97		100	47,995.65
09:17:09	80338	0	0	389971	0		309633	0	Bullish	Wait	-2.34		4.85	21,380.65	09:17:09	-76870	0	0	249622	0		326492	0	Bullish	Wait	-27.17	Buy 48200 PE	100	47,882.50
09:18:10	80338	0	0	389971	0		309633	0	Bullish	Wait	0.61		4.85	21,377.15	09:18:10	-76870	0	0	249622	0		326492	0	Bullish	Wait	-24.93		100	47,864.85
09:19:09	141326	60988	0	418687	28716		277361	-32272	Bullish	Wait	16.13	Buy 21200 CE	2.96	21,409.85	09:19:09	38279	115149	0	329178	79556		290899	-35593	Bullish	Wait	-12.16		8.6	47,890.05
09:20:11	141326	0	0	418687	0		277361	0	Bullish	Wait	15.58		2.96	21,407.55	09:20:11	38279	0	0	329178	0		290899	0	Bullish	Wait	-15.56		8.6	47,862.65
09:21:09	141326	0	0	418687	0		277361	0	Bullish	Wait	2.68		2.96	21,400.95	09:21:09	38279	0	0	329178	0		290899	0	Bullish	Wait	-26.04		8.6	47,845.75
09:22:09	162464	21138	0	429176	10489		266712	-10649	Bullish	Wait	-10.24	Buy 21600 PE	2.64	21,390.70	09:22:09	121284	83005	0	408944	79766		287660	-3239	Bullish	Wait	-39.52		3.37	47,829.75
09:23:09	162464	0	0	450599	21423		288135	21423	Bullish	Wait	-10.39		2.77	21,399.60	09:23:09	155094	33810	0	401618	-7326	Long UW	246524	-41136	Bullish	Wait	-50.61		2.59	47,849.70
09:24:10	173008	10544	0	450599	0		277591	-10544	Bullish	Wait	7.79		2.6	21,432.15	09:24:10	155094	0	0	401618	0		246524	0	Bullish	Wait	-12.95		2.59	47,875.75
09:25:09	195885	22877	0	458454	7855		262569	-15022	Bullish	Wait	27.05	Buy 21200 CE	2.34	21,443.45	09:25:09	228553	73459	0	445786	44168		217233	-29291	Bullish	Wait	32.58	Buy 47600 CE	1.95	47,924.95
09:26:12	207368	11483	0	473130	14676		265762	3193	Bullish	Wait	29.32		2.28	21,446.55	09:26:12	245506	16953	0	456419	10633		210913	-6320	Bullish	Wait	45.10		1.86	47,912.00
09:27:11	207368	0	0	473507	377		266139	377	Bullish	Wait	36.72		2.28	21,454.15	09:27:11	245506	0	0	456419	0		210913	0	Bullish	Wait	48.89		1.86	47,922.15
09:28:09	222912	15544	0	482813	9306		259901	-6238	Bullish	Bullish	46.48		2.17	21,458.45	09:28:09	268342	22836	0	504841	48422		236499	25586	Bullish	Bearish	65.54		1.88	47,913.25
09:29:10	228985	6073	0	500095	17282		271110	11209	Bullish	Bullish	27.37		2.18	21,450.15	09:29:10	306660	38318	0	504800	-41		198140	-38359	Bullish	Bearish	22.41		1.65	47,895.45
09:30:09	228985	0	0	500095	0		271110	0	Bullish	Bullish	27.90		2.18	21,453.10	09:30:09	307751	1091	0	504800	0		197049	-1091	Bullish	Bullish	33.61		1.64	47,943.55
09:31:09	241537	12552	0	513502	13407		271965	855	Bullish	Bullish	41.85		2.13	21,466.95	09:31:09	325007	17256	0	552827	48027		227820	30771	Bullish	Bullish	78.47		1.7	47,969.40
09:32:09	241957	420	0	519257	5755		277300	5335	Bullish	Bullish	35.83		2.15	21,444.75	09:32:09	332696	7689	0	549967	-2860	Long UW	217271	-10549	Bullish	Bullish	67.14		1.65	47,935.90
09:33:10	242904	947	0	533410	14153		290506	13206	Bullish	Bullish	11.11		2.2	21,439.95	09:33:10	332696	0	0	549972	5		217276	5	Bullish	Bullish	21.80		1.65	47,937.65
09:34:09	255486	12582	0	536678	3268		281192	-9314	Bullish	Bullish	9.83		2.1	21,425.55	09:34:09	364331	31635	0	581874	31902		217543	267	Bullish	Bullish	0.24		1.6	47,906.70
09:35:09	254870	-616	0	542034	5356		287164	5972	Bullish	Bullish	-0.21		2.13	21,426.25	09:35:09	366947	2616	0	581262	-612		214315	-3228	Bullish	Bullish	-18.48	Buy 48200 PE	1.58	47,915.15
09:36:09	254870	0	0	542034	0		287164	0	Bullish	Bullish	-12.67	Buy 21600 PE	2.13	21,413.40	09:36:09	366947	0	0	581262	0		214315	0	Bullish	Bullish	-17.30		1.58	47,876.80
09:37:09	260477	5607	0	529209	-12825	Long UW	268732	-18432	Bullish	Bearish	-7.77		2.03	21,422.15	09:37:09	394892	27945	0	584600	3338		189708	-24607	Bullish	Bullish	-18.89		1.48	47,893.00
09:38:09	260477	0	0	529209	0		268732	0	Bullish	Bearish	-0.85		2.03	21,432.05	09:38:09	391875	-3017	Short C	584333	-267		192458	2750	Bullish	Bearish	-3.79		1.49	47,899.15
09:39:10	260477	0	0	529209	0		268732	0	Bullish	Bearish	-1.34		2.03	21,417.15	09:39:10	391875	0	0	584333	0		192458	0	Bullish	Bearish	-14.45		1.49	47,892.20
09:40:09	276071	15594	0	532067	2858		255996	-12736	Bullish	Bearish	-15.24		1.93	21,415.60	09:40:09	435965	44090	0	593319	8986		157354	-35104	Bullish	Bearish	-33.28		1.36	47,873.95
09:41:10	276071	0	0	532067	0		255996	0	Bullish	Bearish	-8.25		1.93	21,414.60	09:41:10	435965	0	0	593231	-88		157266	-88	Bullish	Bearish	-42.95		1.36	47,866.30
09:42:09	285604	9533	0	532067	0		246463	-9533	Bullish	Bearish	-12.55		1.86	21,425.75	09:42:09	435965	0	0	593231	0		157266	0	Bullish	Bullish	-42.79		1.36	47,896.15
09:43:09	285604	0	0	528572	-3495	Long UW	242968	-3495	Bullish	Bearish	-2.57		1.85	21,418.25	09:43:09	472760	36795	0	596399	3168		123639	-33627	Bullish	Bearish	-13.08		1.26	47,882.10
09:44:09	285604	0	0	528572	0		242968	0	Bullish	Bearish	-9.59		1.85	21,422.50	09:44:09	472760	0	0	596399	0		123639	0	Bullish	Bearish	-23.68		1.26	47,881.15
09:45:09	285604	0	0	528572	0		242968	0	Bullish	Bearish	-4.02		1.85	21,423.65	09:45:09	472760	0	0	596399	0		123639	0	Bullish	Bearish	-7.74		1.26	47,897.00
09:46:10	294591	8987	0	531325	2753		236734	-6234	Bullish	Bearish	10.94	Buy 21200 CE	1.8	21,432.95	09:46:10	482304	9544	0	618759	22360		136455	12816	Bullish	Bearish	11.67		1.28	47,918.30
09:47:10	294591	0	0	531325	0		236734	0	Bullish	Bullish	6.79		1.8	21,430.05	09:47:10	482304	0	0	618759	0		136455	0	Bullish	Bullish	1.75		1.28	47,907.25
09:48:09	294591	0	0	531325	0		236734	0	Bullish	Bullish	10.66		1.8	21,429.50	09:48:09	482304	0	0	618759	0		136455	0	Bullish	Bullish	14.18		1.28	47,916.00
09:49:10	301541	6950	0	537180	5855		235639	-1095	Bullish	Bullish	0.21		1.78	21,430.35	09:49:10	500707	18403	0	634293	15534		133586	-2869	Bullish	Bullish	2.57		1.27	47,916.75
09:50:10	301541	0	0	537180	0		235639	0	Bullish	Bullish	2.35		1.78	21,429.95	09:50:10	500707	0	0	634305	12		133598	12	Bullish	Bullish	-6.96		1.27	47,905.35
09:51:09	307290	5749	0	537180	0		229890	-5749	Bullish	Bullish	2.74		1.75	21,434.75	09:51:09	500707	0	0	634305	0		133598	0	Bullish	Bullish	-21.28		1.27	47,904.70
09:52:10	307246	-44	0	543397	6217		236151	6261	Bullish	Bullish	5.26		1.77	21,435.65	09:52:10	519808	19101	0	645951	11646		126143	-7455	Bullish	Bearish	-29.12		1.24	47,889.70
09:53:10	307246	0	0	543397	0		236151	0	Bullish	Bullish	5.15																		


Nifty ATM	Nifty Spot	Nifty Pre C	Nifty Open	Nifty High	Nifty Low	India VIX	Current Expiry	Exp High	21,590.80	108.00	Not Break	Resistanc	21500	BN ATM	BN Spot	BN Pre CL	BN Open	BN High	BN Low	India VIX	Monday	Exp High	48,418.20	341.60	Not Break	Resistanc	48000		
21400	21,418.65	21456.65	21,434.80	21,482.80	21,365.35	13.90	2023-12-21	Exp Low	21,278.80	86.55	Not Break	Support	21300	47900	47,867.70	48,143.55	48,068.50	48,076.60	47,806.70	13.90	47900	Exp Low	47,718.80	87.90	Not Break	Support	47500		
Time	Call COI (Bearish ▼)	Call COI (+▲-▼)	Short Covering	Put COI (Bullish ▲)	Put COI (+▲-▼)	Long UW	NET Oi	+▲-▼	Net Oi Signal	Price Action Signal	VPW Diff	Strike	Nifty PCR	Nifty LTP	Time	Call COI (Bearish ▼)	Call COI (+▲-▼)	Short Covering	Put COI (Bullish ▲)	Put COI (+▲-▼)	Long Unwinding	NET Oi	+▲-▼	Net Oi Signal	Price Action Signal	VPW Diff	Strike	BN PCR	BN LTP
10:17:09	365302	0		594283	0		228981	0	Bullish	Bullish	22.26	1.63	21,463.25	10:17:09	705353	0		655507	-3		-49846	-3	Bearish	Bearish	-2.73		0.93	47,914.10	
10:18:07	365302	0		594283	0		228981	0	Bullish	Bullish	25.11	1.63	21,462.55	10:18:07	705353	0		655507	0		-49846	0	Bearish	Bullish	10.88		0.93	47,920.05	
10:19:09	374509	9207		602756	8473		228247	-734	Bullish	Bullish	16.93	1.61	21,457.00	10:19:09	731052	25699		661059	5552		-69993	-20147	Bearish	Bearish	-11.67		0.9	47,914.70	
10:20:09	374509	0		602756	0		228247	0	Bullish	Bearish	11.81	1.61	21,450.90	10:20:09	731052	0		661070	11		-69982	11	Bearish	Bearish	-19.63		0.9	47,908.90	
10:21:09	374509	0		602756	0		228247	0	Bullish	Bullish	7.61	1.61	21,451.90	10:21:09	731052	0		661070	0		-69982	0	Bearish	Bullish	-26.60		0.9	47,904.70	
10:22:09	382046	7537		606581	3825		224535	-3712	Bullish	Bullish	11.91	1.59	21,457.65	10:22:09	745869	14817		669674	8604		-76195	-6213	Bearish	Bullish	-7.40		0.9	47,932.05	
10:23:08	382046	0		606581	0		224535	0	Bullish	Bearish	7.46	1.59	21,450.15	10:23:08	745869	0		669700	26		-76169	26	Bearish	Bullish	9.17		0.9	47,929.90	
10:24:09	382046	0		606581	0		224535	0	Bullish	Bearish	4.31	1.59	21,452.65	10:24:09	745869	0		669700	0		-76169	0	Bearish	Bullish	-0.38		0.9	47,949.70	
10:25:10	392413	10367		608227	1646		215814	-8721	Bullish	Bearish	12.68	1.55	21,455.90	10:25:10	724245	-21624	Short C	661894	-7806	Long UW	-62351	13818	Bearish	Bullish	55.19	Buy 47700 CE	0.91	47,985.30	
10:26:10	392413	0		608227	0		215814	0	Bullish	Bearish	19.19	1.55	21,455.90	10:26:10	724245	0		661903	9		-62342	9	Bearish	Bullish	74.59		0.91	47,985.30	
10:27:09	392413	0		608227	0		215814	0	Bullish	Bullish	17.15	1.55	21,460.65	10:27:09	724245	0		661903	0		-62342	0	Bearish	Bullish	100.56		0.91	48,044.35	
10:28:09	398411	5998		605712	-2515	Long UW	207301	-8513	Bullish	Bullish	19.85	1.52	21,461.15	10:28:09	507599	-216646	Short C	684671	22768		177072	239414	Bullish	Bullish	93.77		1.35	48,025.85	
10:29:09	398411	0		605712	0		207301	0	Bullish	Bullish	19.76	1.52	21,465.75	10:29:09	507599	0		684731	60		177132	60	Bullish	Bullish	107.35		1.35	48,042.30	
10:30:10	398411	0		605712	0		207301	0	Bullish	Bullish	28.95	1.52	21,475.65	10:30:10	507599	0		684731	0		177132	0	Bullish	Bullish	122.88		1.35	48,064.45	
10:31:10	377702	-20709	Short C	605210	-502		227508	20207	Bullish	Bullish	30.83	1.6	21,472.35	10:31:10	494606	-12993	Short C	745198	60467		250592	73460	Bullish	Bullish	134.24		1.51	48,044.90	
10:32:09	377702	0		605210	0		227508	0	Bullish	Bullish	32.02	1.6	21,479.00	10:32:09	494606	0		745198	0		250592	0	Bullish	Bullish	103.19		1.51	48,065.65	
10:33:09	377702	0		605210	0		227508	0	Bullish	Bullish	30.66	1.6	21,476.65	10:33:09	494606	0		745198	0		250592	0	Bullish	Bullish	109.78		1.51	48,048.10	
10:34:09	382848	5146		615860	10650		233012	5504	Bullish	Bullish	28.93	1.61	21,472.90	10:34:09	491508	-3098	Short C	779946	34748		288438	37846	Bullish	Bullish	108.64		1.59	48,043.00	
10:35:10	382848	0		615860	0		233012	0	Bullish	Bullish	31.38	1.61	21,477.35	10:35:10	491508	0		779967	21		288459	21	Bullish	Bullish	106.37		1.59	48,052.35	
10:36:09	382848	0		615860	0		233012	0	Bullish	Bullish	31.31	1.61	21,470.90	10:36:09	491508	0		779967	0		288459	0	Bullish	Bullish	97.96		1.59	48,038.85	
10:37:09	381713	-1135	Short C	622337	6477		240624	7612	Bullish	Bullish	19.07	1.63	21,462.00	10:37:09	514188	22680		791098	11131		276910	-11549	Bullish	Bullish	73.85		1.54	48,013.00	
10:38:09	381713	0		622337	0		240624	0	Bullish	Bullish	16.07	1.63	21,461.95	10:38:09	514188	0		791098	0		276910	0	Bullish	Bullish	38.48		1.54	47,991.40	
10:39:09	381713	0		622337	0		240624	0	Bullish	Bearish	5.39	1.63	21,445.45	10:39:09	514188	0		791098	0		276910	0	Bullish	Bearish	35.15		1.54	47,961.95	
10:40:09	377620	-4093	Short C	616148	-6189	Long UW	238528	-2096	Bullish	Bearish	-0.24	1.63	21,450.15	10:40:09	506772	-7416	Short C	763647	-27451	Long UW	256875	-20035	Bullish	Bearish	21.09		1.51	47,951.70	
10:41:09	377620	0		616148	0		238528	0	Bullish	Bearish	-2.44	1.63	21,447.75	10:41:09	506772	0		763647	0		256875	0	Bullish	Bearish	-7.91		1.51	47,949.55	
10:42:10	377620	0		616148	0		238528	0	Bullish	Bearish	-1.77	1.63	21,453.20	10:42:10	506772	0		763647	0		256875	0	Bullish	Bearish	-13.63		1.51	47,953.05	
10:43:09	390626	13006		614996	-1152	Long UW	224370	-14158	Bullish	Bearish	4.31	1.57	21,454.95	10:43:09	527485	20713		726276	-37371	Long UW	198791	-58084	Bullish	Bearish	-4.32		1.38	47,947.55	
10:44:09	390626	0		614996	0		224370	0	Bullish	Bearish	5.39	1.57	21,451.75	10:44:09	527485	0		726276	0		198791	0	Bullish	Bearish	5.52		1.38	47,934.20	
10:45:10	390626	0		614996	0		224370	0	Bullish	Bearish	2.73	1.57	21,451.75	10:45:10	527485	0		726276	0		198791	0	Bullish	Bearish	-18.50	Buy 48200 PE	1.38	47,936.35	
10:46:09	400056	9430		617080	2084		217024	-7346	Bullish	Bearish	7.56	1.54	21,451.55	10:46:09	552615	25130		722359	-3917	Long UW	169744	-29047	Bullish	Bearish	-11.01		1.31	47,947.10	
10:47:09	400056	0		617080	0		217024	0	Bullish	Bearish	3.35	1.54	21,451.65	10:47:09	552615	0		722354	-5		169739	-5	Bullish	Bearish	-13.35		1.31	47,950.30	
10:48:08	400056	0		617080	0		217024	0	Bullish	Bearish	2.10	1.54	21,454.00	10:48:08	552615	0		722354	0		169739	0	Bullish	Bearish	-5.59		1.31	47,948.70	
10:49:12	405916	5860		620809	3729		214893	-2131	Bullish	Bearish	2.74	1.53	21,453.95	10:49:12	577208	24593		722502	148		145294	-24445	Bullish	Bearish	-10.21		1.25	47,957.40	
10:50:09	405916	0		620809	0		214893	0	Bullish	Bearish	6.52	1.53	21,457.65	10:50:09	577178	-30		722556	54		145378	84	Bullish	Bearish	6.70		1.25	47,983.25	
10:51:29	405916	0		620809	0		214893	0	Bullish	Bearish	5.69	1.53	21,461.10	10:51:29	577178	0		722556	0		145378	0	Bullish	Bearish	21.65	Buy 47700 CE	1.25	47,986.30	
10:52:10	413682	7766		620809	0		207127	-7766	Bullish	Bullish	5.81	1.5	21,458.50	10:52:10	598672	21494		722556	0		123884	-21494	Bullish	Bullish	20.96		1.21	47,994.85	
10:53:10	413682	0		619355	-1454	Long UW	205673	-1454	Bullish	Bullish	7.40	1.5	21,461.70	10:53:10	598672	0		714055	-8501	Long UW	115383	-8501	Bullish	Bullish	36.48		1.19	47,988.95	
10:54:10	413682	0		619355	0		205673	0	Bullish	Bullish	14.63	1.5	21,467.65	10:54:10	598672	0		714055	0		115383	0	Bullish	Bullish	26.51		1.19	47,986.70	
10:55:12	422829	9147		624124	4769		201295	-4378	Bullish	Bullish	14.11	1.48	21,465.55	10:55:12	614764	16092		723092	9037		108328	-7055	Bullish	Bullish	24.09		1.18	47,984.90	
10:56:09	422829	0		624124	0		201295	0	Bullish	Bullish	19.14	1.48	21,470.85	10:56:09	614764	0		723097	5		108333	5	Bullish	Bullish	46.32		1.18	47,99	

Nifty ATM	Nifty Spot	Nifty Pre Cl	Nifty Open	Nifty High	Nifty Low	India VIX	Current Expiry	Exp High	21_590.80	108.00	Not Break	Resistanc	21500	BN ATM	BN Spot	BN Pre CL	BN Open	BN High	BN Low	India VIX	Monday	Exp High	48,418.20	341.60	Not Break	Resistanc	48000				
21400	21,418.65	21456.65	21,434.80	21,482.80	21,365.35	13.90	2023-12-21	Exp Low	21,278.80	86.55	Not Break	Support	21300	47900	47,867.70	48,143.55	48,068.50	48,076.60	47,806.70	13.90	47900	Exp Low	47,718.80	87.90	Not Break	Support	47500				
Time	Call COI (Bearish ▼)	Call COI (+▲▼)	Short Covering	Put COI (Bullish ▲)	Put COI (+▲▼)	Long UW	NET Oi	+▲▼	Net Oi Signal	Price Action Signal	VWAP	Diff	Strike	Nifty PCR	Nifty LTP	Time	Call COI (Bearish ▼)	Call COI (+▲▼)	Short Covering	Put COI (Bullish ▲)	Put COI (+▲▼)	Long Unwinding	NET Oi	+▲▼	Net Oi Signal	Price Action Signal	VWAP	Diff	Strike	BN PCR	BN LTP
11:19:09	421599	-6112	Short C	647781	2466		226182	8578	Bullish	Bullish	20.41		1.54	21,472.75	11:19:09	639068	10897		778402	2746		139334	-8151	Bullish	Bearish	45.96		1.22	47,989.70		
11:20:11	421599	0		647878	97		226279	97	Bullish	Bullish	23.63		1.54	21,474.30	11:20:11	639068	0		778425	23		139357	23	Bullish	Bearish	47.00		1.22	47,995.90		
11:21:10	421599	0		647878	0		226279	0	Bullish	Bullish	28.20		1.54	21,473.95	11:21:10	639068	0		778425	0		139357	0	Bullish	Bearish	46.95		1.22	47,986.60		
11:22:09	427107	5508		650247	2369		223140	-3139	Bullish	Bullish	23.13		1.52	21,473.95	11:22:09	643081	4013		782256	3831		139175	-182	Bullish	Bearish	35.88		1.22	47,986.60		
11:23:09	427107	0		650247	0		223140	0	Bullish	Bullish	21.14		1.52	21,468.70	11:23:09	643081	0		782256	0		139175	0	Bullish	Bearish	31.33		1.22	47,983.95		
11:24:10	427107	0		650247	0		223140	0	Bullish	Bullish	18.27		1.52	21,467.80	11:24:10	643081	0		782253	-3		139172	-3	Bullish	Bullish	19.14		1.22	47,972.85		
11:25:10	431555	4448		653684	3437		222129	-1011	Bullish	Bearish	16.79		1.51	21,463.70	11:25:10	629602	-13479	Short C	776099	-6154	Long UW	146497	7325	Bullish	Bearish	-0.03		1.23	47,958.85		
11:26:09	431555	0		653684	0		222129	0	Bullish	Bearish	14.86		1.51	21,468.50	11:26:09	629602	0		776099	0		146497	0	Bullish	Bearish	3.73		1.23	47,972.20		
11:27:09	431555	0		653684	0		222129	0	Bullish	Bearish	19.05		1.51	21,465.90	11:27:09	629602	0		776099	0		146497	0	Bullish	Bearish	10.47		1.23	47,969.35		
11:28:10	436825	5270		656480	2796		219655	-2474	Bullish	Bullish	21.87		1.5	21,470.05	11:28:10	636718	7116		775447	-652		138729	-7768	Bullish	Bearish	22.67		1.22	47,989.40		
11:29:09	436825	0		656480	0		219655	0	Bullish	Bearish	19.73		1.5	21,469.65	11:29:09	636718	0		784118	8671		147400	8671	Bullish	Bearish	23.69		1.23	47,986.10		
11:30:09	436825	0		656480	0		219655	0	Bullish	Bullish	22.76		1.5	21,474.90	11:30:09	636718	0		784118	0		147400	0	Bullish	Bullish	37.74		1.23	48,010.75		
11:31:09	438464	1639		658588	2108		220124	469	Bullish	Bullish	23.92		1.5	21,473.15	11:31:09	643930	7212		777681	-6437	Long UW	133751	-13649	Bullish	Bullish	45.60		1.21	48,009.15		
11:32:10	438464	0		658618	30		220154	30	Bullish	Bullish	24.74		1.5	21,474.05	11:32:10	643930	0		777642	-39		133712	-39	Bullish	Bullish	43.99		1.21	48,005.80		
11:33:09	438464	0		658618	0		220154	0	Bullish	Bearish	25.99		1.5	21,472.30	11:33:09	643930	0		777642	0		133712	0	Bullish	Bearish	33.83		1.21	47,991.05		
11:34:09	446098	7634		661939	3321		215841	-4313	Bullish	Bullish	25.21		1.48	21,474.30	11:34:09	655691	11761		783052	5410		127361	-6351	Bullish	Bullish	29.90		1.19	47,992.15		
11:35:10	446098	0		661939	0		215841	0	Bullish	Bullish	25.87		1.48	21,475.00	11:35:10	655691	0		783065	13		127374	13	Bullish	Bullish	38.74		1.19	47,994.85		
11:36:09	446098	0		661939	0		215841	0	Bullish	Bullish	28.28		1.48	21,474.85	11:36:09	655691	0		783065	0		127374	0	Bullish	Bullish	30.44		1.19	47,997.00		
11:37:10	449292	3194		661939	0		212647	-3194	Bullish	Bullish	25.17		1.47	21,476.70	11:37:10	652580	-3111	Short C	788440	5375		135860	8486	Bullish	Bullish	34.00		1.21	47,994.35		
11:38:09	449292	0		666069	4130		216777	4130	Bullish	Bullish	25.87		1.48	21,474.75	11:38:09	652580	0		788449	9		135869	9	Bullish	Bullish	28.68		1.21	48,004.60		
11:39:09	449292	0		666069	0		216777	0	Bullish	Bullish	29.09		1.48	21,474.15	11:39:09	652580	0		788449	0		135869	0	Bullish	Bullish	42.42		1.21	47,995.70		
11:40:09	446330	-2962	Short C	671319	5250		224989	8212	Bullish	Bullish	30.94		1.5	21,481.15	11:40:09	643274	-9306	Short C	799804	11355		156530	20661	Bullish	Bullish	50.48		1.24	48,013.30		
11:41:09	446330	0		671319	0		224989	0	Bullish	Bullish	32.83		1.5	21,475.35	11:41:09	643274	0		799804	0		156530	0	Bullish	Bullish	52.32		1.24	48,009.25		
11:42:08	446330	0		671319	0		224989	0	Bullish	Bullish	26.15		1.5	21,477.55	11:42:08	643274	0		799804	0		156530	0	Bullish	Bullish	50.02		1.24	48,014.05		
11:43:09	444184	-2146	Short C	671319	0		227135	2146	Bullish	Bullish	27.57		1.51	21,477.25	11:43:09	641732	-1542	Short C	803428	3624		161696	5166	Bullish	Bearish	57.38		1.25	48,009.20		
11:44:10	444184	0		670875	-444		226691	-444	Bullish	Bullish	25.57		1.51	21,476.30	11:44:10	641738	6		803432	4		161694	-2	Bullish	Bearish	48.75		1.25	48,000.45		
11:45:09	444184	0		670875	0		226691	0	Bullish	Bullish	26.51		1.51	21,474.10	11:45:09	641738	0		803432	0		161694	0	Bullish	Bearish	47.14		1.25	47,999.10		
11:46:09	444184	0		669804	-1071	Long UW	225620	-1071	Bullish	Bullish	25.98		1.51	21,472.65	11:46:09	647862	6124		804733	1301		156871	-4823	Bullish	Bearish	41.66		1.24	47,987.75		
11:47:09	443044	-1140	Short C	669804	0		226760	1140	Bullish	Bearish	20.33		1.51	21,472.20	11:47:09	647862	0		804734	1		156872	1	Bullish	Bearish	34.29		1.24	47,982.20		
11:48:09	443044	0		669804	0		226760	0	Bullish	Bearish	23.57		1.51	21,472.95	11:48:09	647862	0		804734	0		156872	0	Bullish	Bearish	22.91		1.24	47,980.45		
11:49:09	443334	1290		672940	3136		228606	1846	Bullish	Bearish	19.04		1.51	21,471.55	11:49:09	637410	-10452	Short C	804734	0		167324	10452	Bullish	Bearish	23.63		1.26	47,984.50		
11:50:12	444334	0		672940	0		228606	0	Bullish	Bearish	14.23		1.51	21,467.80	11:50:12	637372	-38		804611	-123		167239	-85	Bullish	Bearish	21.50		1.26	47,967.00		
11:51:09	444334	0		672940	0		228606	0	Bullish	Bearish	18.44		1.51	21,471.55	11:51:09	637372	0		804611	0		167239	0	Bullish	Bearish	18.51		1.26	47,982.25		
11:52:10	446434	2100		676135	3195		229701	1095	Bullish	Bearish	14.13		1.51	21,469.90	11:52:10	637372	0		810155	5544		172783	5544	Bullish	Bearish	24.93		1.27	47,981.30		
11:53:09	446434	0		676135	0		229701	0	Bullish	Bearish	15.91		1.51	21,470.60	11:53:09	641111	3739		810167	12		169056	-3727	Bullish	Bearish	29.06		1.26	47,985.45		
11:54:10	446434	0		676135	0		229701	0	Bullish	Bearish	16.35		1.51	21,471.40	11:54:10	641111	0		810167	0		169056	0	Bullish	Bearish	31.20		1.26	47,990.20		
11:55:09	448133	1699		677007	872		228874	-827	Bullish	Bearish	20.33		1.51	21,471.90	11:55:09	640776	-335		814000	3833		173224	4168	Bullish	Bearish	41.37		1.27	47,994.40		
11:56:11	448133	0		677007	0		228874	0	Bullish	Bearish	17.36		1.51	21,469.10	11:56:11	640771	-5		814006	6		173235	11	Bullish	Bearish	25.96		1.27	47,983.55		
11:57:09	448133	0		677007	0		228874	0	Bullish	Bearish	13.43		1.51	21,467.10	11:57:09	640771	0		814006	0		173235	0	Bullish	Bearish	15.15		1.27	47,978.45		
11:58:10	454285	6152		674573	-2434	Long UW	220288	-8586																							

Nifty ATM	Nifty Spot	Nifty Pre CL	Nifty Open	Nifty High	Nifty Low	India VIX	Current Expiry	Exp High	21_590.80	108.00	Not Break	Resistanc	21500	BN ATM	BN Spot	BN Pre CL	BN Open	BN High	BN Low	India VIX	Monday		Exp High	48,418.20	341.60	Not Break	Resistanc	48000	
21400	21,418.65	21456.65	21,434.80	21,482.80	21,365.35	13.90	2023-12-21	Exp Low	21,278.80	86.55	Not Break	Support	21300	47900	47,867.70	48,143.55	48,068.50	48,076.60	47,806.70	13.90			Exp Low	47,718.80	87.90	Not Break	Support	47500	
Time	Call COI (Bearish ▼)	Call COI (+▲-▼)	Short Covering	Put COI (Bullish ▲)	Put COI (+▲-▼)	Long UW	NET Oi	+▲-▼	Net Oi Signal	Price Action Signal	VWAP Diff	Strike	Nifty PCR	Nifty LTP	Time	Call COI (Bearish ▼)	Call COI (+▲-▼)	Short Covering	Put COI (Bullish ▲)	Put COI (+▲-▼)	Long Unwinding	NET Oi	+▲-▼	Net Oi Signal	Price Action Signal	VWAP Diff	Strike	BN PCR	BN LTP
12:21:09	506296	0	0	665013	0		158717	0	Bullish	Bearish	-5.07		1.31	21,451.60	12:21:09	713823	0	0	800133	1		86310	1	Bullish	Bearish	-2.04		1.12	47,963.00
12:22:09	506296	0	0	669286	4273		162990	4273	Bullish	Bearish	-6.97		1.32	21,454.30	12:22:09	727099	13276		798980	-1153	Long UW	71881	-14429	Bullish	Bearish	-13.02		1.1	47,961.05
12:23:10	512458	6162	0	669286	0		156828	-6162	Bullish	Bullish	-4.76		1.31	21,451.40	12:23:10	727099	0		798961	-19		71862	-19	Bullish	Bearish	-31.94	Buy 48200 PE	1.1	47,945.10
12:24:09	512458	0	0	669286	0		156828	0	Bullish	Bullish	-2.55		1.31	21,456.10	12:24:09	727099	0		798961	0		71862	0	Bullish	Bullish	-10.98		1.1	47,957.95
12:25:10	516230	3772	0	668631	-655		152401	-4427	Bullish	Bullish	-1.24		1.3	21,451.85	12:25:10	728724	1625		791018	-7943	Long UW	62294	-9568	Bullish	Bearish	6.57		1.09	47,957.25
12:26:10	516230	0	0	668631	0		152401	0	Bullish	Bearish	-9.91		1.3	21,451.60	12:26:10	728724	0		791072	54		62348	54	Bullish	Bearish	-11.42		1.09	47,946.40
12:27:09	516230	0	0	668631	0		152401	0	Bullish	Bearish	-7.45		1.3	21,450.50	12:27:09	728724	0		791072	0		62348	0	Bullish	Bearish	-7.65		1.09	47,942.10
12:28:10	522288	6058	0	669439	808		147151	-5250	Bullish	Bearish	-4.49		1.28	21,453.10	12:28:10	731996	3272		800974	9902		68978	6630	Bullish	Bearish	-13.62		1.09	47,946.80
12:29:11	522288	0	0	669439	0		147151	0	Bullish	Bearish	-5.13		1.28	21,451.75	12:29:11	731996	0		800974	0		68978	0	Bullish	Bearish	-4.77		1.09	47,942.10
12:30:09	522288	0	0	669439	0		147151	0	Bullish	Bearish	-22.17		1.28	21,439.15	12:30:09	731996	0		800974	0		68978	0	Bullish	Bearish	-23.26		1.09	47,917.80
12:31:09	519359	-2929	Short C	650361	-19078	Long UW	131002	-16149	Bullish	Bearish	-30.41		1.25	21,434.05	12:31:09	737398	5402		778219	-22755	Long UW	40821	-28157	Bullish	Bearish	-42.60		1.06	47,900.80
12:32:11	519359	0	0	650361	0		131002	0	Bullish	Bearish	-20.30		1.25	21,435.20	12:32:11	737398	0		778219	0		40821	0	Bullish	Bearish	-28.17		1.06	47,908.60
12:33:09	519359	0	0	650361	0		131002	0	Bullish	Bearish	-21.24		1.25	21,435.20	12:33:09	737398	0		778219	0		40821	0	Bullish	Bearish	-27.12		1.06	47,908.60
12:34:10	535097	15738	0	647994	-2367	Long UW	112897	-18105	Bullish	Bearish	-21.18		1.21	21,434.60	12:34:10	737398	0		778219	0		40821	0	Bullish	Bearish	-23.18		1.06	47,919.55
12:35:10	535097	0	0	647994	0		112897	0	Bullish	Bearish	-23.04		1.21	21,437.15	12:35:10	763986	26588		773733	-4486	Long UW	9747	-31074	Bullish	Bearish	-32.03		1.01	47,916.75
12:36:10	535097	0	0	647994	0		112897	0	Bullish	Bearish	-19.31		1.21	21,437.95	12:36:10	763986	0		773731	-2		9745	-2	Bullish	Bearish	-13.60		1.01	47,936.40
12:37:10	540015	4918	0	648161	167		108146	-4751	Bullish	Bearish	-13.12		1.2	21,442.55	12:37:10	767705	3719		778806	5075		11101	1356	Bullish	Bearish	-13.78		1.01	47,932.20
12:38:09	540015	0	0	648161	0		108146	0	Bullish	Bearish	-15.04		1.2	21,442.25	12:38:09	767705	0		778805	-1		11100	-1	Bullish	Bearish	-16.17		1.01	47,931.35
12:39:09	540015	0	0	648161	0		108146	0	Bullish	Bearish	-17.98		1.2	21,441.65	12:39:09	767705	0		778805	0		11100	0	Bullish	Bearish	-16.90		1.01	47,932.40
12:40:10	540015	0	0	647949	-212		107934	-212	Bullish	Bearish	-18.96		1.2	21,442.30	12:40:10	767705	0		778805	0		11100	0	Bullish	Bearish	-20.52		1.01	47,934.95
12:41:10	546965	6950	0	647949	0		100984	-6950	Bullish	Bearish	-20.32		1.18	21,440.55	12:41:10	772221	4516		784731	5926		12510	1410	Bullish	Bearish	-20.66		1.02	47,930.70
12:42:09	546965	0	0	647949	0		100984	0	Bullish	Bearish	-21.69		1.18	21,440.15	12:42:09	772221	0		784740	9		12519	9	Bullish	Bearish	-25.81		1.02	47,928.80
12:43:10	551217	4252	0	647949	0		96732	-4252	Bullish	Bullish	-17.07		1.18	21,446.15	12:43:10	776433	4212		787595	2855		11162	-1357	Bullish	Bullish	-9.66		1.01	47,942.10
12:44:11	551217	0	0	653020	5071		101803	5071	Bullish	Bullish	-18.10		1.18	21,444.30	12:44:11	776433	0		787573	-22		11140	-22	Bullish	Bullish	-11.00		1.01	47,934.55
12:45:11	551217	0	0	653020	0		101803	0	Bullish	Bullish	-14.84		1.18	21,446.20	12:45:11	776433	0		787573	0		11140	0	Bullish	Bullish	-1.90		1.01	47,948.55
12:46:09	550221	-996	0	649518	-3502	Long UW	99297	-2506	Bullish	Bullish	-10.84		1.18	21,450.10	12:46:09	776433	0		785617	-1956	Long UW	9184	-1956	Bullish	Bullish	-2.15		1.01	47,943.70
12:47:09	550221	0	0	649518	0		99297	0	Bullish	Bullish	-8.82		1.18	21,452.65	12:47:09	780468	4035		785622	5		5154	-4030	Bullish	Bullish	-2.85		1.01	47,956.15
12:48:10	550221	0	0	649518	0		99297	0	Bullish	Bullish	-7.80		1.18	21,447.65	12:48:10	780468	0		785623	1		5155	1	Bullish	Bullish	9.94		1.01	47,952.60
12:49:09	550472	251	0	645371	-4147	Long UW	94899	-4398	Bullish	Bullish	-14.74		1.17	21,447.95	12:49:09	777903	-2565	Short C	785623	0		7720	2565	Bullish	Bullish	3.23		1.01	47,952.85
12:50:09	550472	0	0	645371	0		94899	0	Bullish	Bearish	-17.87		1.17	21,442.40	12:50:09	777903	0		785948	325		8045	325	Bullish	Bullish	6.23		1.01	47,936.50
12:51:10	550472	0	0	645371	0		94899	0	Bullish	Bullish	-14.75		1.17	21,442.35	12:51:10	777903	0		785948	0		8045	0	Bullish	Bullish	-5.77		1.01	47,941.85
12:52:10	549878	-594	0	647267	1896		97389	2490	Bullish	Bearish	-20.73		1.18	21,438.10	12:52:10	782831	4928		788233	2285		5402	-2643	Bullish	Bearish	-14.89		1.01	47,928.70
12:53:09	549878	0	0	647267	0		97389	0	Bullish	Bearish	-21.27		1.18	21,437.40	12:53:09	782831	0		788224	-9		5393	-9	Bullish	Bullish	-16.95		1.01	47,939.20
12:54:09	549878	0	0	647267	0		97389	0	Bullish	Bullish	-12.14		1.18	21,442.00	12:54:09	782831	0		788224	0		5393	0	Bullish	Bullish	2.63		1.01	47,940.60
12:55:09	548528	-1350	Short C	651549	4282		103021	5632	Bullish	Bearish	-12.89		1.19	21,440.05	12:55:09	782831	0		788224	0		5393	0	Bullish	Bullish	-1.87		1.01	47,936.85
12:56:10	548535	7	0	651549	0		103014	-7	Bullish	Bearish	-13.68		1.19	21,444.00	12:56:10	782784	-47		794496	6272		11712	6319	Bullish	Bullish	-1.87		1.01	47,944.35
12:57:09	548535	0	0	651549	0		103014	0	Bullish	Bearish	-15.02		1.19	21,440.95	12:57:09	782784	0		794496	0		11712	0	Bullish	Bullish	3.33		1.01	47,935.70
12:58:10	547775	-760	0	653190	1641		105415	2401	Bullish	Bearish	-16.62		1.19	21,439.45	12:58:10	785282	2498		798337	3841		13055	1343	Bullish	Bearish	-6.66		1.02	47,934.00
12:59:09	547775	0	0	653190	0		105415	0	Bullish	Bearish	-14.63		1.19	21,441.55	12:59:09	785282	0		798337	0		13055	0	Bullish	Bearish	0.11		1.02	47,934.85
13:00:09	547775	0	0	653190	0																								

Nifty ATM	Nifty Spot	Nifty Pre CL	Nifty Open	Nifty High	Nifty Low	India VIX	Current Expiry	Exp High	21,590.80	108.00	Not Break	Resistanc	21500	BN ATM	BN Spot	BN Pre CL	BN Open	BN High	BN Low	India VIX	Monday	Exp High	48,418.20	941.60	Not Break	Resistanc	48000		
21400	21,418.65	21456.65	21,434.80	21,482.80	21,365.35	13.90	2023-12-21	Exp Low	21,278.80	86.55	Not Break	Support	21300	47900	47,867.70	48,143.55	48,068.50	48,076.60	47,806.70	13.90	Observer	Exp Low	47,718.80	87.90	Not Break	Support	47500		
Time	Call COI (Bearish ▼)	Call COI (+▲-▼)	Short Covering	Put COI (Bullish ▲)	Put COI (+▲-▼)	Long UW	NET Oi	+▲-▼	Net Oi Signal	Price Action Signal	VWAP Diff	Strike	Nifty PCR	Nifty LTP	Time	Call COI (Bearish ▼)	Call COI (+▲-▼)	Short Covering	Put COI (Bullish ▲)	Put COI (+▲-▼)	Long Unwinding	NET Oi	+▲-▼	Net Oi Signal	Price Action Signal	VWAP Diff	Strike	BN PCR	BN LTP
13:23:10	568644	0		638623	526		69979	526	Bullish	Bullish	-21.37	1.12	21,423.45	13:23:10	871574	0		736392	0			-135182	0	Bearish	Bullish	-30.40		0.84	47,896.85
13:24:09	568644	0		638623	526		69979	0	Bullish	Bullish	-22.10	1.12	21,424.95	13:24:09	871574	0		736404	12			-135170	12	Bearish	Bullish	-32.43		0.84	47,902.15
13:25:12	565007	-3637	Short C	634114	-4509	Long UW	69107	-872	Bullish	Bullish	-19.59	1.12	21,423.85	13:25:12	869399	-2175	Short C	732865	-3539	Long UW		-136534	-1364	Bearish	Bullish	-16.53		0.84	47,919.95
13:26:10	565007	0		634114	0		69107	0	Bullish	Bullish	-22.04	1.12	21,427.05	13:26:10	869399	0		728358	-4507	Long UW		-141041	-4507	Bearish	Bullish	-23.77		0.84	47,909.65
13:27:09	565007	0		634114	0		69107	0	Bullish	Bullish	-17.03	1.12	21,428.45	13:27:09	869399	0		728358	0			-141041	0	Bearish	Bullish	-18.40		0.84	47,918.90
13:28:11	565007	0		634114	0		69107	0	Bullish	Bullish	-18.51	1.12	21,431.40	13:28:11	869399	0		728358	0			-141041	0	Bearish	Bullish	-20.77		0.84	47,926.60
13:29:10	565531	524		634354	240		68823	-284	Bullish	Bullish	-9.69	1.12	21,432.75	13:29:10	876238	6839		733405	5047			-142833	-1792	Bearish	Bullish	3.19		0.84	47,945.90
13:30:10	565531	0		634354	0		68823	0	Bullish	Bullish	-11.97	1.12	21,433.55	13:30:10	876238	0		733405	0			-142833	0	Bearish	Bullish	13.17		0.84	47,954.10
13:31:11	565302	-9229	Short C	625385	-8969	Long UW	69083	260	Bullish	Bullish	-1.41	1.12	21,432.80	13:31:11	876238	0		724616	-8789	Long UW		-151622	-8789	Bearish	Bullish	26.73	Buy 47600 CE	0.83	47,944.60
13:32:11	565302	0		625385	0		69083	0	Bullish	Bullish	-12.94	1.12	21,428.40	13:32:11	854313	-21925	Short C	724698	82			-129615	22007	Bearish	Bullish	7.25		0.85	47,933.70
13:33:09	565302	0		625385	0		69083	0	Bullish	Bullish	-16.91	1.12	21,429.35	13:33:09	854313	0		724698	0			-129615	0	Bearish	Bullish	-6.95		0.85	47,938.50
13:34:09	557559	1257		617378	-8007	Long UW	59819	-9264	Bullish	Bullish	-25.88	1.11	21,420.50	13:34:09	838174	-16139	Short C	724698	0			-113476	16139	Bearish	Bullish	-20.13	Buy 48200 PE	0.86	47,920.25
13:35:10	557559	0		617378	0		59819	0	Bullish	Bearish	-28.74	1.11	21,420.25	13:35:10	838174	0		728832	4134			-109342	4134	Bearish	Bullish	-34.94		0.87	47,906.55
13:36:09	557559	0		617378	0		59819	0	Bullish	Bearish	-29.28	1.11	21,419.65	13:36:09	838174	0		728832	0			-109342	0	Bearish	Bullish	-39.76		0.87	47,907.40
13:37:09	560574	3015		617378	0		59819	-3015	Bullish	Bearish	-26.75	1.11	21,416.40	13:37:09	838174	0		730183	1351			-107991	1351	Bearish	Bearish	-48.23		0.87	47,900.90
13:38:09	560574	0		622542	5164		61968	5164	Bullish	Bearish	-25.18	1.11	21,420.80	13:38:09	837809	-365		730140	-43			-107669	322	Bearish	Bearish	-44.48		0.87	47,916.05
13:39:11	560574	0		622542	0		61968	0	Bullish	Bearish	-23.71	1.11	21,425.05	13:39:11	837809	0		730140	0			-107669	0	Bearish	Bearish	-32.72		0.87	47,908.00
13:40:13	560345	-229		628280	5738		67935	5967	Bullish	Bearish	-24.20	1.12	21,423.95	13:40:13	843688	5879		730140	0			-113548	-5879	Bearish	Bearish	-39.24		0.87	47,912.75
13:41:09	560345	0		628280	0		67935	0	Bullish	Bearish	-24.19	1.12	21,421.75	13:41:09	843688	0		731866	1726			-111822	1726	Bearish	Bearish	-45.25		0.87	47,897.15
13:42:09	560345	0		628280	0		67935	0	Bullish	Bearish	-18.02	1.12	21,427.70	13:42:09	843688	0		731866	0			-111822	0	Bearish	Bearish	-36.49		0.87	47,918.40
13:43:09	563390	3045		629597	1317		66207	-1728	Bullish	Bearish	-21.66	1.12	21,422.95	13:43:09	851743	8055		727638	-4228	Long UW		-124105	-12283	Bearish	Bearish	-49.74		0.85	47,900.70
13:44:09	563390	0		629560	-37		66170	-37	Bullish	Bearish	-21.63	1.12	21,423.50	13:44:09	851743	0		727635	-3			-124108	-3	Bearish	Bearish	-51.77		0.85	47,896.85
13:45:10	563390	0		629560	0		66170	0	Bullish	Bearish	-21.72	1.12	21,423.20	13:45:10	851743	0		727635	0			-124108	0	Bearish	Bearish	-59.58		0.85	47,901.40
13:46:09	563390	0		629560	0		66170	0	Bullish	Bearish	-25.55	1.12	21,422.90	13:46:09	851743	0		727635	0			-124108	0	Bearish	Bearish	-65.90		0.85	47,897.30
13:47:10	561252	-2138	Short C	627216	-2344	Long UW	65964	-206	Bullish	Bullish	-25.58	1.12	21,425.70	13:47:10	858469	6726		730236	2601			-128233	-4125	Bearish	Bearish	-55.13		0.85	47,896.70
13:48:09	561252	0		627216	0		65964	0	Bullish	Bullish	-20.35	1.12	21,421.80	13:48:09	858469	0		730234	-2			-128235	-2	Bearish	Bullish	-40.72		0.85	47,907.25
13:49:09	561118	-5134	Short C	626952	-264		70834	4870	Bullish	Bullish	-21.54	1.13	21,421.30	13:49:09	862221	3752		726054	-4180	Long UW		-136167	-7932	Bearish	Bullish	-50.68		0.84	47,910.25
13:50:09	561118	0		626952	0		70834	0	Bullish	Bullish	-25.99	1.13	21,418.50	13:50:09	862221	0		726054	0			-136167	0	Bearish	Bearish	-56.64		0.84	47,900.80
13:51:09	561118	0		626952	0		70834	0	Bullish	Bullish	-24.86	1.13	21,421.95	13:51:09	862221	0		726054	0			-136167	0	Bearish	Bullish	-48.52		0.84	47,918.55
13:52:10	556879	761		627664	712		70785	-49	Bullish	Bullish	-23.35	1.13	21,426.15	13:52:10	862221	0		726054	0			-136167	0	Bearish	Bullish	-35.15		0.84	47,929.90
13:53:10	556895	16		627664	0		70769	-16	Bullish	Bearish	-19.85	1.13	21,420.75	13:53:10	871419	9198		717463	-8591	Long UW		-153956	-17789	Bearish	Bullish	-29.83		0.82	47,917.75
13:54:11	556895	0		627664	0		70769	0	Bullish	Bullish	-23.20	1.13	21,422.30	13:54:11	871419	0		717463	0			-153956	0	Bearish	Bullish	-49.59		0.82	47,916.15
13:55:10	556895	0		627664	0		70769	0	Bullish	Bearish	-23.34	1.13	21,423.65	13:55:10	873123	1704		719837	2374			-153286	670	Bearish	Bearish	-40.60		0.82	47,912.75
13:56:10	559884	2989		623548	-4116	Long UW	63664	-7105	Bullish	Bullish	-20.37	1.11	21,424.05	13:56:10	873123	0		719853	16			-153270	16	Bearish	Bullish	-45.69		0.82	47,918.95
13:57:10	559884	0		623548	0		63664	0	Bullish	Bullish	-19.55	1.11	21,426.60	13:57:10	873123	0		719861	8			-153262	8	Bearish	Bullish	-50.17		0.82	47,916.45
13:58:09	559884	0		624871	1323		64987	1323	Bullish	Bullish	-16.98	1.12	21,427.65	13:58:09	873907	784		719861	0			-154046	-784	Bearish	Bullish	-32.25		0.82	47,922.80
13:59:10	560885	1001		624871	0		63986	-1001	Bullish	Bullish	-17.32	1.11	21,429.75	13:59:10	873915	8		721733	1872			-152182	1864	Bearish	Bullish	-31.14		0.83	47,927.10
14:00:10	560885	0		624871	0		63986	0	Bullish	Bearish	-16.51	1.11	21,424.85	14:00:10	873915	0		721733	0			-152182	0	Bearish	Bullish	-27.81		0.83	47,913.65
14:01:09	562116	1231		624428	-443		62312	-1674	Bullish	Bullish	-24.30	1.11	21,425.45	14:01:09	873915	0		728435	6702			-145480	6702	Bearish	Bullish	-48.63		0.83	47,924.55
14:02:12	562116	0		624428	0		62312	0	Bullish	Bullish	-23.2																		



Nifty ATM	Nifty Spot	Nifty Pre CL	Nifty Open	Nifty High	Nifty Low	India VIX	Current Expiry	Exp High	21_590.80	108.00	Not Break	Resistanc	21500	BN ATM	BN Spot	BN Pre CL	BN Open	BN High	BN Low	India VIX	Monday		Exp High	48,418.20	341.60	Not Break	Resistanc	48000	
21400	21,418.65	21456.65	21,434.80	21,482.80	21,365.35	13.90	2023-12-21	Exp Low	21,278.80	86.55	Not Break	Support	21300	47900	47,867.70	48,143.55	48,068.50	48,076.60	47,806.70	13.90		Exp Low	47,718.80	87.90	Not Break	Support	47500		
Time	Call COI (Bearish ▼)	Call COI (+▲-▼)	Short Covering	Put COI (Bullish ▲)	Put COI (+▲-▼)	Long UW	NET Oi	+▲-▼	Net Oi Signal	Price Action Signal	VWAP Diff	Strike	Nifty PCR	Nifty LTP	Time	Call COI (Bearish ▼)	Call COI (+▲-▼)	Short Covering	Put COI (Bullish ▲)	Put COI (+▲-▼)	Long Unwinding	NET Oi	+▲-▼	Net Oi Signal	Price Action Signal	VWAP Diff	Strike	BN PCR	BN LTP
14:25:10	534638	0		606121	132		71483	132	Bullish	Bullish	-7.49		1.13	21,433.05	14:25:10	823626	0		700608	0		-123018	0	Bearish	Bullish	-6.46		0.85	47,944.00
14:26:10	534856	218		606077	-44		71221	-262	Bullish	Bullish	-8.13		1.13	21,434.80	14:26:10	832944	9318		701942	1334		-131002	-7984	Bearish	Bullish	-6.36		0.84	47,941.60
14:27:10	534856	0		606077	0		71221	0	Bullish	Bullish	-6.18		1.13	21,435.25	14:27:10	832944	0		701941	-1		-131003	-1	Bearish	Bullish	-5.21		0.84	47,924.55
14:28:10	531758	-3098	Short C	606077	0		74319	3098	Bullish	Bearish	-4.97		1.14	21,439.30	14:28:10	832944	0		701941	0		-131003	0	Bearish	Bearish	-0.16		0.84	47,919.35
14:29:11	531758	0		611204	5127		79446	5127	Bullish	Bullish	-1.02		1.15	21,437.55	14:29:11	827778	-5166	Short C	706489	4548		-121289	9714	Bearish	Bearish	-9.89		0.85	47,916.95
14:30:09	531758	0		611204	0		79446	0	Bullish	Bullish	-1.02		1.15	21,440.90	14:30:09	827778	0		706489	0		-121289	0	Bearish	Bearish	-9.89		0.85	47,929.70
14:31:06	520131	-11627	Short C	611204	0		91073	11627	Bullish	Bullish	7.89		1.18	21,444.85	14:31:06	806478	-21300	Short C	711580	5091		-94898	26391	Bearish	Bearish	5.35		0.88	47,937.95
14:32:09	520131	0		611366	162		91235	162	Bullish	Bullish	5.97		1.18	21,440.95	14:32:09	806487	9		711601	21		-94886	12	Bearish	Bearish	9.84		0.88	47,931.15
14:33:10	520131	0		611366	0		91235	0	Bullish	Bullish	7.46		1.18	21,444.25	14:33:10	806487	0		711635	34		-94852	34	Bearish	Bullish	15.03		0.88	47,943.30
14:34:09	520131	0		611366	0		91235	0	Bullish	Bullish	16.00	Buy 21200 CE	1.18	21,449.30	14:34:09	806487	0		711646	11		-94841	11	Bearish	Bullish	39.45	Buy 47700 CE	0.88	47,964.20
14:35:09	516697	-3434	Short C	612149	783		95452	4217	Bullish	Bullish	10.28		1.18	21,447.65	14:35:09	789957	-16530	Short C	712179	533		-77778	17063	Bearish	Bullish	15.04		0.9	47,953.90
14:36:09	516697	0		612149	0		95452	0	Bullish	Bullish	14.50		1.18	21,450.20	14:36:09	789957	0		712179	0		-77778	0	Bearish	Bullish	34.80		0.9	47,968.15
14:37:10	512001	-4696	Short C	613151	1002		101150	5698	Bullish	Bullish	9.47		1.2	21,451.40	14:37:10	789957	0		712179	0		-77778	0	Bearish	Bullish	24.31		0.9	47,963.80
14:38:10	512001	0		613151	0		101150	0	Bullish	Bullish	13.61		1.2	21,449.75	14:38:10	793323	3366		715106	2927		-78217	-439	Bearish	Bullish	26.52		0.9	47,951.25
14:39:09	512001	0		613151	0		101150	0	Bullish	Bullish	12.10		1.2	21,447.70	14:39:09	793323	0		715107	1		-78216	1	Bearish	Bullish	16.95		0.9	47,952.10
14:40:13	511309	-692		613151	0		101842	692	Bullish	Bullish	7.59		1.2	21,443.00	14:40:13	793852	529		712304	-2803	Long UW	-81548	-3332	Bearish	Bullish	9.89		0.9	47,932.15
14:41:11	511309	0		610970	-2181	Long UW	99661	-2181	Bullish	Bearish	-1.01		1.19	21,438.55	14:41:11	793852	0		712304	0		-81548	0	Bearish	Bearish	-20.30	Buy 48200 PE	0.9	47,910.95
14:42:10	511309	0		610970	0		99661	0	Bullish	Bullish	3.79		1.19	21,441.30	14:42:10	793852	0		712304	0		-81548	0	Bearish	Bullish	-4.67		0.9	47,930.95
14:43:09	511309	0		610970	0		99661	0	Bullish	Bearish	-0.21		1.19	21,439.45	14:43:09	793852	0		712304	0		-81548	0	Bearish	Bearish	-19.50		0.9	47,916.95
14:44:09	508820	-2489	Short C	609108	-1862	Long UW	100288	627	Bullish	Bearish	-3.86		1.2	21,433.95	14:44:09	782486	-11366	Short C	710707	-1597	Long UW	-71779	9769	Bearish	Bearish	-18.03		0.91	47,900.10
14:45:10	508820	0		609108	0		100288	0	Bullish	Bearish	-18.02	Buy 21600 PE	1.2	21,424.40	14:45:10	782486	0		710714	7		-71772	7	Bearish	Bearish	-64.90		0.91	47,865.95
14:46:09	508820	0		600090	-9018	Long UW	91270	-9018	Bullish	Bearish	-21.13		1.18	21,420.30	14:46:09	782486	0		674573	-36141	Long UW	-107913	-36141	Bearish	Bearish	-91.62		0.86	47,863.85
14:47:10	508820	0		600090	0		91270	0	Bullish	Bearish	-21.13		1.18	21,421.85	14:47:10	782486	0		674573	0		-107913	0	Bearish	Bearish	-91.62		0.86	47,880.75
14:48:09	496714	-12106	Short C	600090	0		103376	12106	Bullish	Bearish	-21.09		1.21	21,416.85	14:48:09	778728	-3758	Short C	674573	0		-104155	3758	Bearish	Bearish	-59.17		0.87	47,880.80
14:49:10	496714	0		600090	0		103376	0	Bullish	Bearish	-21.58		1.21	21,421.25	14:49:10	802080	23352		674573	0		-127507	-23352	Bearish	Bearish	-54.72		0.84	47,890.90
14:50:09	504277	7563		596101	-3989	Long UW	91824	-11552	Bullish	Bearish	-16.71		1.18	21,426.60	14:50:09	802080	0		664600	-9973	Long UW	-137480	-9973	Bearish	Bearish	-37.24		0.83	47,908.70
14:51:10	504277	0		596101	0		91824	0	Bullish	Bearish	-23.45		1.18	21,429.70	14:51:10	802080	0		664600	0		-137480	0	Bearish	Bearish	-40.53		0.83	47,927.60
14:52:10	514570	10293		596101	0		81531	-10293	Bullish	Bearish	-17.98		1.16	21,427.05	14:52:10	802080	0		664600	0		-137480	0	Bearish	Bearish	-44.92		0.83	47,907.20
14:53:11	514570	0		593301	-2800	Long UW	78731	-2800	Bullish	Bearish	-15.78		1.15	21,427.70	14:53:11	805259	3179		642810	-21790	Long UW	-162449	-24969	Bearish	Bearish	-43.98		0.8	47,917.75
14:54:10	514570	0		593301	0		78731	0	Bullish	Bearish	-19.77		1.15	21,420.95	14:54:10	805259	0		642810	0		-162449	0	Bearish	Bearish	-43.43		0.8	47,898.35
14:55:11	509223	-5347	Short C	596172	2871		86949	8218	Bullish	Bearish	-13.09		1.17	21,425.45	14:55:11	805259	0		651596	8786		-153663	8786	Bearish	Bearish	-51.26		0.81	47,875.95
14:56:09	509216	-7		596172	0		86956	7	Bullish	Bearish	-14.98		1.17	21,422.65	14:56:09	789147	-16112	Short C	651588	-8		-137559	16104	Bearish	Bearish	-40.38		0.83	47,866.95
14:57:11	509216	0		596172	0		86956	0	Bullish	Bearish	-17.12		1.17	21,423.30	14:57:11	789147	0		651588	0		-137559	0	Bearish	Bearish	-51.22		0.83	47,869.25
14:58:09	509216	0		596172	0		86956	0	Bullish	Bearish	-14.86		1.17	21,424.20	14:58:09	768319	-20828	Short C	651588	0		-116731	20828	Bearish	Bullish	-42.13		0.85	47,880.95
14:59:09	507931	-1285	Short C	590668	-5504	Long UW	82737	-4219	Bullish	Bullish	-5.79		1.16	21,428.35	14:59:09	768319	0		646055	-5533	Long UW	-122264	-5533	Bearish	Bullish	-42.65		0.84	47,876.80
15:00:11	507931	0		590668	0		82737	0	Bullish	Bullish	-5.87		1.16	21,425.65	15:00:11	768319	0		646056	1		-122263	1	Bearish	Bearish	-36.17		0.84	47,864.65
15:01:11	507931	0		590668	0		82737	0	Bullish	Bullish	-20.80		1.16	21,427.40	15:01:11	768319	0		631714	-14342	Long UW	-136605	-14342	Bearish	Bearish	-53.51		0.82	47,873.60
15:02:09	504139	-3792	Short C	584724	-5944	Long UW	80585	-2152	Bullish	Bearish	-15.82		1.16	21,416.10	15:02:09	756360	-11959	Short C	631712	-2		-124648	11957	Bearish	Bearish	-38.15		0.84	47,857.90
15:03:11	504139	0		584724	0		80585	0	Bullish	Bearish	-19.34		1.16	21,421.50	15:03:11	756360	0		631704	-8		-124656	-8	Bearish	Bearish	-62.63		0.84	47,837.45
15:04:10																													



Nifty ATM	Nifty Spot	Nifty Pre C	Nifty Open	Nifty High	Nifty Low	India VIX	Current Expiry	Exp High	21,590.80	108.00	Not Break	Resistanc	21500	BN ATM	BN Spot	BN Pre CL	BN Open	BN High	BN Low	India VIX	Monday		Exp High	48,418.20	341.60	Not Break	Resistanc	48000	
21400	21,418.65	21456.65	21,434.80	21,482.80	21,365.35	13.90	2023-12-21	Exp Low	21,278.80	86.55	Not Break	Support	21300	47900	47,867.70	48,143.55	48,068.50	48,076.60	47,806.70	13.90		Exp Low	47,718.80	87.90	Not Break	Support	47500		
Time	Call COI (Bearish ▼)	Call COI (+▲-▼)	Short Covering	Put COI (Bullish ▲)	Put COI (+▲-▼)	Long UW	NET Oi	+▲-▼	Net Oi Signal	Price Action Signal	VWAP Diff	Strike	Nifty PCR	Nifty LTP	Time	Call COI (Bearish ▼)	Call COI (+▲-▼)	Short Covering	Put COI (Bullish ▲)	Put COI (+▲-▼)	Long Unwinding	NET Oi	+▲-▼	Net Oi Signal	Price Action Signal	VWAP Diff	Strike	BN PCR	BN LTP
15:27:10	427940	0		477874	0		49934	0	Bullish	Bearish	-43.31		1.12	21,406.05	15:27:10	622790	0		404918	0		-217872	0	Bearish	Bearish	-129.78		0.65	47,813.70
15:28:10	415121	-12819	Short C	477874	0		62753	12819	Bullish	Bearish	-38.36		1.15	21,414.55	15:28:10	622790	0		404918	0		-217872	0	Bearish	Bullish	-124.27		0.65	47,859.60
15:29:09	415121	0		446595	-31279	Long UW	31474	-31279	Bullish	Bearish	-33.89		1.08	21,411.35	15:29:09	589148	-33642	Short C	329070	-75848	Long UW	-260078	-42206	Bearish	Bullish	-130.97		0.56	47,853.85
15:30:10	415121	0		446595	0		31474	0	Bullish	Bearish	-37.88		1.08	21,405.25	15:30:10	589148	0		329070	0		-260078	0	Bearish	Bullish	-121.99		0.56	47,826.80
15:31:09	415121	0		446595	0		31474	0	Bullish	Bearish	-40.62		1.08	21,411.45	15:31:09	589148	0		329070	0		-260078	0	Bearish	Bearish	-115.00		0.56	47,862.85

Nifty ATM	Nifty Spot	Nifty Pre CL	Nifty Open	Nifty High	Nifty Low	India VIX	Current Expiry	Exp High	21,590.80	108.00	Not Break	Resistanc	21500	BN ATM	BN Spot	BN Pre CL	BN Open	BN High	BN Low	India VIX	Monday	Exp High	48,418.20	341.60	Not Break	Resistanc	48000		
21400	21,418.65	21456.65	21,434.80	21,482.80	21,365.35	13.90	2023-12-21	Exp Low	21,278.80	86.55	Not Break	Support	21300	47900	47,867.70	48,143.55	48,068.50	48,076.60	47,806.70	13.90		Exp Low	47,718.80	87.90	Not Break	Support	47500		
Time	Call COI (Bearish ▼)	Call COI (+▲-▼)	Short Covering	Put COI (Bullish ▲)	Put COI (+▲-▼)	Long UW	NET Oi	+▲-▼	Net Oi Signal	Price Action Signal	VWAP Diff	Strike	Nifty PCR	Nifty LTP	Time	Call COI (Bearish ▼)	Call COI (+▲-▼)	Short Covering	Put COI (Bullish ▲)	Put COI (+▲-▼)	Long Unwinding	NET Oi	+▲-▼	Net Oi Signal	Price Action Signal	VWAP Diff	Strike	BN PCR	BN LTP
09:15:10	80338	0	0	389971	0		309633	0	Bullish	Wait	103.13	21450	4.85	21,434.80	09:15:10	-767870	0	0	249622	0		326492	0	Bullish	Wait	165.56	48100	100	48,068.50
09:16:09	80338	0	0	389971	0		309633	0	Bullish	Wait	7.21	21400	4.85	21,408.60	09:16:09	-76870	0	0	249622	0		326492	0	Bullish	Wait	14.97	48000	100	47,995.65
09:17:09	80338	0	0	389971	0		309633	0	Bullish	Wait	-2.34	21400	4.85	21,380.65	09:17:09	-76870	0	0	249622	0		326492	0	Bullish	Wait	-27.17	47900	100	47,882.50
09:18:10	80338	0	0	389971	0		309633	0	Bullish	Wait	0.61	21400	4.85	21,377.15	09:18:10	-76870	0	0	249622	0		326492	0	Bullish	Wait	-24.93	47900	100	47,864.85
09:19:09	141326	60988	0	418687	28716		277361	-32272	Bullish	Wait	16.13	21400	2.96	21,409.85	09:19:09	38279	115149	0	329178	79556		290899	-35593	Bullish	Wait	-12.16	47900	8.6	47,890.05
09:20:11	141326	0	0	418687	0		277361	0	Bullish	Wait	15.58	21400	2.96	21,407.55	09:20:11	38279	0	0	329178	0		290899	0	Bullish	Wait	-15.56	47900	8.6	47,862.65
09:21:09	141326	0	0	418687	0		277361	0	Bullish	Wait	2.68	21400	2.96	21,400.95	09:21:09	38279	0	0	329178	0		290899	0	Bullish	Wait	-26.04	47800	8.6	47,845.75
09:22:09	162464	21138	0	429176	10489		266712	-10649	Bullish	Wait	-10.24	21400	2.64	21,390.70	09:22:09	121284	83005	0	408944	79766		287660	-3239	Bullish	Wait	-39.52	47800	3.37	47,829.75
09:23:09	162464	0	0	450599	21423		288135	21423	Bullish	Wait	-10.39	21400	2.77	21,399.60	09:23:09	155094	33810	0	401618	-7326	Long UW	246524	-41136	Bullish	Wait	-50.61	47800	2.59	47,849.70
09:24:10	173008	10544	0	450599	0		277591	-10544	Bullish	Wait	7.79	21450	2.6	21,432.15	09:24:10	155094	0	0	401618	0		246524	0	Bullish	Wait	-12.95	47900	2.59	47,875.75
09:25:09	195885	22877	0	458454	7855		262569	-15022	Bullish	Wait	27.05	21450	2.34	21,443.45	09:25:09	228553	73459	0	454786	44168		217233	-29291	Bullish	Wait	32.58	47900	1.95	47,924.95
09:26:12	207368	11483	0	473130	14676		265762	3193	Bullish	Wait	29.32	21450	2.28	21,446.55	09:26:12	245506	16953	0	456419	10633		210913	-6320	Bullish	Wait	45.10	47900	1.86	47,912.00
09:27:11	207368	0	0	473507	377		266139	377	Bullish	Wait	36.72	21450	2.28	21,454.15	09:27:11	245506	0	0	456419	0		210913	0	Bullish	Wait	48.89	47900	1.86	47,922.15
09:28:09	222912	15544	0	482813	9306		259901	-6238	Bullish	Bullish	46.48	21450	2.17	21,458.45	09:28:09	268342	22836	0	504841	48422		236499	25586	Bullish	Bearish	65.54	47900	1.88	47,913.25
09:29:10	228985	6073	0	500095	17282		271110	11209	Bullish	Bullish	27.37	21450	2.18	21,450.15	09:29:10	306660	38318	0	504800	-41		198140	-38359	Bullish	Bearish	22.41	47900	1.65	47,895.45
09:30:09	228985	0	0	500095	0		271110	0	Bullish	Bullish	27.90	21450	2.18	21,453.10	09:30:09	307511	1091	0	504800	0		197049	-1091	Bullish	Bullish	33.61	47900	1.64	47,943.55
09:31:09	241537	12552	0	513502	13407		271965	855	Bullish	Bullish	41.85	21450	2.13	21,466.95	09:31:09	325007	17256	0	552827	48027		227820	30771	Bullish	Bullish	78.47	48000	1.7	47,969.40
09:32:09	241957	420	0	519257	5755		277300	5335	Bullish	Bullish	35.83	21450	2.15	21,444.75	09:32:09	332696	7689	0	549967	-2860	Long UW	217271	-10549	Bullish	Bullish	67.14	47900	1.65	47,935.90
09:33:10	242904	947	0	533410	14153		290506	13206	Bullish	Bullish	11.11	21450	2.2	21,439.95	09:33:10	332696	0	0	549972	5		217276	5	Bullish	Bullish	21.80	47900	1.65	47,937.65
09:34:09	255486	12582	0	536678	3268		281192	-9314	Bullish	Bullish	9.83	21450	2.1	21,425.55	09:34:09	364331	31635	0	581874	31902		217543	267	Bullish	Bullish	0.24	47900	1.6	47,906.70
09:35:09	254870	-616	0	542034	5356		287164	5972	Bullish	Bullish	-0.21	21450	2.13	21,426.25	09:35:09	366947	2616	0	581262	-612		214315	-3228	Bullish	Bullish	-18.48	47900	1.58	47,915.15
09:36:09	254870	0	0	542034	0		287164	0	Bullish	Bullish	-12.67	21400	2.13	21,413.40	09:36:09	366947	0	0	581262	0		214315	0	Bullish	Bullish	-17.30	47900	1.58	47,876.80
09:37:09	260477	5607	0	529209	-12825	Long UW	268732	-18432	Bullish	Bearish	-7.77	21400	2.03	21,422.15	09:37:09	394892	27945	0	584600	3338		189708	-24607	Bullish	Bullish	-18.89	47900	1.48	47,893.00
09:38:09	260477	0	0	529209	0		268732	0	Bullish	Bearish	-0.85	21450	2.03	21,432.05	09:38:09	391875	-3017	Short C	584333	-267		192458	2750	Bullish	Bearish	-3.79	47900	1.49	47,899.15
09:39:10	260477	0	0	529209	0		268732	0	Bullish	Bearish	-1.34	21400	2.03	21,417.15	09:39:10	391875	0	0	584333	0		192458	0	Bullish	Bearish	-14.45	47900	1.49	47,892.20
09:40:09	276071	15594	0	532067	2858		255996	-12736	Bullish	Bearish	-15.24	21400	1.93	21,415.60	09:40:09	435965	44090	0	593319	8986		157354	-35104	Bullish	Bearish	-33.28	47900	1.36	47,873.95
09:41:10	276071	0	0	532067	0		255996	0	Bullish	Bearish	-8.25	21400	1.93	21,414.60	09:41:10	435965	0	0	593231	-88		157266	-88	Bullish	Bearish	-42.95	47900	1.36	47,866.30
09:42:09	285604	9533	0	532067	0		246463	-9533	Bullish	Bearish	-12.55	21450	1.86	21,425.75	09:42:09	435965	0	0	593231	0		157266	0	Bullish	Bullish	-42.79	47900	1.36	47,896.15
09:43:09	285604	0	0	528572	-3495	Long UW	242968	-3495	Bullish	Bearish	-2.57	21400	1.85	21,418.25	09:43:09	472760	36795	0	596399	3168		123639	-33627	Bullish	Bearish	-13.08	47900	1.26	47,882.10
09:44:09	285604	0	0	528572	0		242968	0	Bullish	Bearish	-9.59	21400	1.85	21,422.50	09:44:09	472760	0	0	596399	0		123639	0	Bullish	Bearish	-23.68	47900	1.26	47,881.15
09:45:09	285604	0	0	528572	0		242968	0	Bullish	Bearish	-4.02	21400	1.85	21,423.65	09:45:09	472760	0	0	596399	0		123639	0	Bullish	Bearish	-7.74	47900	1.26	47,897.00
09:46:10	294591	8987	0	531325	2753		236734	-6234	Bullish	Bearish	10.94	21450	1.8	21,432.95	09:46:10	482304	9544	0	618759	22360		136455	12816	Bullish	Bearish	11.67	47900	1.28	47,918.30
09:47:10	294591	0	0	531325	0		236734	0	Bullish	Bullish	6.79	21450	1.8	21,430.05	09:47:10	482304	0	0	618759	0		136455	0	Bullish	Bullish	1.75	47900	1.28	47,907.25
09:48:09	294591	0	0	531325	0		236734	0	Bullish	Bullish	10.66	21450	1.8	21,429.50	09:48:09	482304	0	0	618759	0		136455	0	Bullish	Bullish	14.18	47900	1.28	47,916.00
09:49:10	301541	6950	0	537180	5855		235639	-1095	Bullish	Bullish	0.21	21450	1.78	21,430.35	09:49:10	500707	18403	0	634293	15534		133586	-2869	Bullish	Bullish	2.57	47900	1.27	47,916.75
09:50:10	301541	0	0	537180	0		235639	0	Bullish	Bullish	2.35	21450	1.78	21,429.95	09:50:10	500707	0	0	634305	12		133598	12	Bullish	Bullish	-6.96	47900	1.27	47,905.35
09:51:09	307290	5749	0	537180	0		229890	-5749	Bullish	Bullish	2.74	21450	1.75	21,434.75	09:51:09	500707	0	0	634305	0		133598	0	Bullish	Bullish	-21.28	47900	1.27	47,904.70
09:52:10	307246	-44	0																										

Nifty ATM	Nifty Spot	Nifty Pre C	Nifty Open	Nifty High	Nifty Low	India VIX	Current Expiry	Exp High	21,590.80	108.00	Not Break	Resistanc	21500	BN ATM	BN Spot	BN Pre CL	BN Open	BN High	BN Low	India VIX	Monday	Exp High	48,418.20	341.60	Not Break	Resistanc	48000		
21400	21,418.65	21456.65	21,434.80	21,482.80	21,365.35	13.90	2023-12-21	Exp Low	21,278.80	86.55	Not Break	Support	21300	47900	47,867.70	48,143.55	48,068.50	48,076.60	47,806.70	13.90		Exp Low	47,718.80	87.90	Not Break	Support	47500		
Time	Call COI (Bearish ▼)	Call COI (+▲-▼)	Short Covering	Put COI (Bullish ▲)	Put COI (+▲-▼)	Long UW	NET Oi	+▲-▼	Net Oi Signal	Price Action Signal	VWAP Diff	Strike	Nifty PCR	Nifty LTP	Time	Call COI (Bearish ▼)	Call COI (+▲-▼)	Short Covering	Put COI (Bullish ▲)	Put COI (+▲-▼)	Long Unwinding	NET Oi	+▲-▼	Net Oi Signal	Price Action Signal	VWAP Diff	Strike	BN PCR	BN LTP
10:17:09	365302	0	0	594283	0		228981	0	Bullish	Bullish	22.26	21450	1.63	21,463.25	10:17:09	705353	0	0	655507	-3		-49846	-3	Bearish	Bearish	-2.73	47900	0.93	47,914.10
10:18:07	365302	0	0	594283	0		228981	0	Bullish	Bullish	25.11	21450	1.63	21,462.55	10:18:07	705353	0	0	655507	0		-49846	0	Bearish	Bullish	10.88	47900	0.93	47,920.05
10:19:09	374509	9207	0	602756	8473		228247	-734	Bullish	Bullish	16.93	21450	1.61	21,457.00	10:19:09	731052	25699	0	661059	5552		-69993	-20147	Bearish	Bearish	-11.67	47900	0.9	47,914.70
10:20:09	374509	0	0	602756	0		228247	0	Bullish	Bearish	11.81	21450	1.61	21,450.90	10:20:09	731052	0	0	661070	11		-69982	11	Bearish	Bearish	-19.63	47900	0.9	47,908.90
10:21:09	374509	0	0	602756	0		228247	0	Bullish	Bullish	7.61	21450	1.61	21,451.90	10:21:09	731052	0	0	661070	0		-69982	0	Bearish	Bullish	-26.60	47900	0.9	47,904.70
10:22:09	382046	7537	0	606581	3825		224535	-3712	Bullish	Bullish	11.91	21450	1.59	21,457.65	10:22:09	745869	14817	0	669674	8604		-76195	-6213	Bearish	Bullish	-7.40	47900	0.9	47,932.05
10:23:08	382046	0	0	606581	0		224535	0	Bullish	Bearish	7.46	21450	1.59	21,450.15	10:23:08	745869	0	0	669700	26		-76169	26	Bearish	Bullish	9.17	47900	0.9	47,929.90
10:24:09	382046	0	0	606581	0		224535	0	Bullish	Bearish	4.31	21450	1.59	21,452.65	10:24:09	745869	0	0	669700	0		-76169	0	Bearish	Bullish	-0.38	47900	0.9	47,949.70
10:25:10	392413	10367	0	608227	1646		215814	-8721	Bullish	Bearish	12.68	21450	1.55	21,455.90	10:25:10	724245	-21624	Short C	661894	-7806	Long UW	-62351	13818	Bearish	Bullish	55.19	48000	0.91	47,985.30
10:26:10	392413	0	0	608227	0		215814	0	Bullish	Bearish	19.19	21450	1.55	21,455.90	10:26:10	724245	0	0	661903	9		-62342	9	Bearish	Bullish	74.59	48000	0.91	47,985.30
10:27:09	392413	0	0	608227	0		215814	0	Bullish	Bullish	17.15	21450	1.55	21,460.65	10:27:09	724245	0	0	661903	0		-62342	0	Bearish	Bullish	100.56	48000	0.91	48,044.35
10:28:09	398411	5998	0	605712	-2515	Long UW	207301	-8513	Bullish	Bullish	19.85	21450	1.52	21,461.15	10:28:09	507599	-216646	Short C	684711	22768		177072	239414	Bullish	Bullish	93.77	48000	1.35	48,025.85
10:29:09	398411	0	0	605712	0		207301	0	Bullish	Bullish	19.76	21450	1.52	21,465.75	10:29:09	507599	0	0	684731	60		177132	60	Bullish	Bullish	107.35	48000	1.35	48,042.30
10:30:10	398411	0	0	605712	0		207301	0	Bullish	Bullish	28.95	21500	1.52	21,475.65	10:30:10	507599	0	0	684731	0		177132	0	Bullish	Bullish	127.88	48100	1.35	48,064.45
10:31:10	377702	-20709	Short C	605210	-502		227508	20207	Bullish	Bullish	30.83	21450	1.6	21,472.35	10:31:10	494606	-12993	Short C	745198	60467		250592	73460	Bullish	Bullish	134.24	48000	1.51	48,044.90
10:32:09	377702	0	0	605210	0		227508	0	Bullish	Bullish	32.02	21500	1.6	21,479.00	10:32:09	494606	0	0	745198	0		250592	0	Bullish	Bullish	103.19	48100	1.51	48,065.65
10:33:09	377702	0	0	605210	0		227508	0	Bullish	Bullish	30.66	21500	1.6	21,476.65	10:33:09	494606	0	0	745198	0		250592	0	Bullish	Bullish	105.78	48000	1.51	48,048.10
10:34:09	382848	5146	0	615860	10650		233012	5504	Bullish	Bullish	28.93	21450	1.61	21,472.90	10:34:09	491508	-3098	Short C	779946	34748		288438	37846	Bullish	Bullish	108.64	48000	1.59	48,043.00
10:35:10	382848	0	0	615860	0		233012	0	Bullish	Bullish	31.38	21500	1.61	21,477.35	10:35:10	491508	0	0	779967	21		288459	21	Bullish	Bullish	106.37	48100	1.59	48,052.35
10:36:09	382848	0	0	615860	0		233012	0	Bullish	Bullish	31.31	21450	1.61	21,470.90	10:36:09	491508	0	0	779967	0		288459	0	Bullish	Bullish	97.96	48000	1.59	48,038.85
10:37:09	381713	-1135	Short C	622337	6477		240624	7612	Bullish	Bullish	19.07	21450	1.63	21,462.00	10:37:09	514188	22680	0	791908	11131		276910	-11549	Bullish	Bullish	73.85	48000	1.54	48,013.00
10:38:09	381713	0	0	622337	0		240624	0	Bullish	Bullish	16.07	21450	1.63	21,461.95	10:38:09	514188	0	0	791098	0		276910	0	Bullish	Bullish	38.48	48000	1.54	47,991.40
10:39:09	381713	0	0	622337	0		240624	0	Bullish	Bearish	5.39	21450	1.63	21,445.45	10:39:09	514188	0	0	791098	0		276910	0	Bullish	Bearish	35.15	48000	1.54	47,961.95
10:40:09	377620	-4093	Short C	616148	-6189	Long UW	238528	-2096	Bullish	Bearish	-0.24	21450	1.63	21,450.15	10:40:09	506772	-7416	Short C	763647	-27451	Long UW	256875	-20035	Bullish	Bearish	21.09	48000	1.51	47,951.70
10:41:09	377620	0	0	616148	0		238528	0	Bullish	Bearish	-2.44	21450	1.63	21,447.75	10:41:09	506772	0	0	763647	0		256875	0	Bullish	Bearish	-7.91	47900	1.51	47,949.55
10:42:10	377620	0	0	616148	0		238528	0	Bullish	Bearish	-1.77	21450	1.63	21,453.20	10:42:10	506772	0	0	763647	0		256875	0	Bullish	Bearish	-13.63	48000	1.51	47,953.05
10:43:09	390626	13006	0	614996	-1152	Long UW	224370	-14158	Bullish	Bearish	4.31	21450	1.57	21,454.95	10:43:09	527485	20713	0	762676	-37371	Long UW	198791	-58084	Bullish	Bearish	-4.32	47900	1.38	47,947.55
10:44:09	390626	0	0	614996	0		224370	0	Bullish	Bearish	5.39	21450	1.57	21,451.75	10:44:09	527485	0	0	762676	0		198791	0	Bullish	Bearish	5.52	47900	1.38	47,934.20
10:45:10	390626	0	0	614996	0		224370	0	Bullish	Bearish	2.73	21450	1.57	21,451.75	10:45:10	527485	0	0	762676	0		198791	0	Bullish	Bearish	-18.50	47900	1.38	47,936.35
10:46:09	400056	9430	0	617080	2084		217024	-7346	Bullish	Bearish	7.56	21450	1.54	21,451.55	10:46:09	552615	25130	0	722359	-3917	Long UW	169744	-29047	Bullish	Bearish	-11.01	47900	1.31	47,947.10
10:47:09	400056	0	0	617080	0		217024	0	Bullish	Bearish	3.35	21450	1.54	21,451.65	10:47:09	552615	0	0	722354	-5		169739	-5	Bullish	Bearish	-13.35	48000	1.31	47,950.30
10:48:08	400056	0	0	617080	0		217024	0	Bullish	Bearish	2.10	21450	1.54	21,454.00	10:48:08	552615	0	0	722354	0		169739	0	Bullish	Bearish	-5.59	47900	1.31	47,948.70
10:49:12	405916	5860	0	620809	3729		214893	-2131	Bullish	Bearish	2.74	21450	1.53	21,453.95	10:49:12	577208	24593	0	722502	148		145294	-24445	Bullish	Bearish	-10.21	48000	1.25	47,957.40
10:50:09	405916	0	0	620809	0		214893	0	Bullish	Bearish	6.52	21450	1.53	21,457.65	10:50:09	577178	-30	0	722556	54		145378	84	Bullish	Bearish	6.70	48000	1.25	47,983.25
10:51:29	405916	0	0	620809	0		214893	0	Bullish	Bearish	5.69	21450	1.53	21,461.10	10:51:29	577178	0	0	722556	0		145378	0	Bullish	Bearish	21.65	48000	1.25	47,986.30
10:52:10	413682	7766	0	620809	0		207127	-7766	Bullish	Bullish	5.81	21450	1.5	21,458.50	10:52:10	598672	21494	0	722556	0		123884	-21494	Bullish	Bullish	20.96	48000	1.21	47,994.85
10:53:10	413682	0	0	619355	-1454	Long UW	205673	-1454	Bullish	Bullish	7.40	21450	1.5	21,461.70	10:53:10	598672	0	0	714055	-8501	Long UW	115383	-8501	Bullish	Bullish	36.48	48000	1.19	47,988.95
10:54:10	413682	0	0	619355	0		205673	0	Bullish	Bullish	14.63	21450	1.5	21,467.65	10:54:10	598672	0	0	714055	0		115383	0	Bullish	Bullish	26.51	48000	1.19	47,986.70
10:55:12	422829	9147	0	624124	4769		201295	-4378	Bullish	Bullish	14.11	21450	1.48	21,465.55	10:55:12	614764	16092	0	723092	9037		108328	-7055	Bullish	Bullish	24.09	48000	1.18	47,984.90
10:56:09	422829	0	0	624124	0		201295	0	Bullish	Bullish	19.14	21450	1.48	21,470.85	10:56:09	614764	0	0	723097	5		108333	5	Bullish	Bullish	46.32	48000	1.18	47,995.75
10:57:10	424339	1510	0	624124	0		199785	-1510	Bullish	Bullish	19.20	21450	1.47	21,470.85	10:57:10	614764	0	0	723097	0		108333	0	Bullish	Bullish	36.24	48000	1.18	47,994.25
10:58:10	424293	-46	0	627958	3834		203665	3880	Bullish	Bullish	13.03	21450	1.48	21,468.25	10:58:10	613162	-1602	Short C	739685	16588									

Nifty ATM	Nifty Spot	Nifty Pre C	Nifty Open	Nifty High	Nifty Low	India VIX	Current Expiry	Exp High	21_590.80	108.00	Not Break	Resistanc	21500	BN ATM	BN Spot	BN Pre CL	BN Open	BN High	BN Low	India VIX	Monday	Exp High	48,418.20	341.60	Not Break	Resistanc	48000		
21400	21,418.65	21456.65	21,434.80	21,482.80	21,365.35	13.90	2023-12-21	Exp Low	21,278.80	86.55	Not Break	Support	21300	47900	47,867.70	48,143.55	48,068.50	48,076.60	47,806.70	13.90		Exp Low	47,718.80	87.90	Not Break	Support	47500		
Time	Call COI (Bearish ▼)	Call COI (+▲-▼)	Short Covering	Put COI (Bullish ▲)	Put COI (+▲-▼)	Long UW	NET Oi	+▲-▼	Net Oi Signal	Price Action Signal	VWAP	Strike	Nifty PCR	Nifty LTP	Time	Call COI (Bearish ▼)	Call COI (+▲-▼)	Short Covering	Put COI (Bullish ▲)	Put COI (+▲-▼)	Long Unwinding	NET Oi	+▲-▼	Net Oi Signal	Price Action Signal	VWAP Diff	Strike	BN PCR	BN LTP
11:19:09	421599	-6112	Short C	647781	2466		226182	8578	Bullish	Bullish	20.41	21450	1.54	21,472.75	11:19:09	639068	10897		778402	2746		139334	-8151	Bullish	Bearish	45.96	48000	1.22	47,989.70
11:20:11	421599	0		647878	97		226279	97	Bullish	Bullish	23.63	21450	1.54	21,474.30	11:20:11	639068	0		778425	23		139357	23	Bullish	Bearish	47.00	48000	1.22	47,995.90
11:21:10	421599	0		647878	0		226279	0	Bullish	Bullish	28.20	21450	1.54	21,473.95	11:21:10	639068	0		778425	0		139357	0	Bullish	Bearish	46.95	48000	1.22	47,986.60
11:22:09	427107	5508		650247	2369		223140	-3139	Bullish	Bullish	23.13	21450	1.52	21,473.95	11:22:09	643081	4013		782256	3831		139175	-182	Bullish	Bearish	35.88	48000	1.22	47,986.60
11:23:09	427107	0		650247	0		223140	0	Bullish	Bullish	21.14	21450	1.52	21,468.70	11:23:09	643081	0		782256	0		139175	0	Bullish	Bearish	31.33	48000	1.22	47,983.95
11:24:10	427107	0		650247	0		223140	0	Bullish	Bullish	18.27	21450	1.52	21,467.80	11:24:10	643081	0		782253	-3		139172	-3	Bullish	Bullish	19.14	48000	1.22	47,972.85
11:25:10	431555	4448		653684	3437		222129	-1011	Bullish	Bearish	16.79	21450	1.51	21,463.70	11:25:10	629602	-13479	Short C	776099	-6154	Long UW	146497	7325	Bullish	Bearish	-0.03	48000	1.23	47,958.85
11:26:09	431555	0		653684	0		222129	0	Bullish	Bearish	14.86	21450	1.51	21,468.50	11:26:09	629602	0		776099	0		146497	0	Bullish	Bearish	3.73	48000	1.23	47,972.20
11:27:09	431555	0		653684	0		222129	0	Bullish	Bearish	19.05	21450	1.51	21,465.90	11:27:09	629602	0		776099	0		146497	0	Bullish	Bearish	10.47	48000	1.23	47,969.35
11:28:10	436825	5270		656480	2796		219655	-2474	Bullish	Bullish	21.87	21450	1.5	21,470.05	11:28:10	636718	7116		775447	-652		138729	-7768	Bullish	Bearish	22.67	48000	1.22	47,989.40
11:29:09	436825	0		656480	0		219655	0	Bullish	Bearish	19.73	21450	1.5	21,469.65	11:29:09	636718	0		784118	8671		147400	8671	Bullish	Bearish	23.69	48000	1.23	47,986.10
11:30:09	436825	0		656480	0		219655	0	Bullish	Bullish	22.76	21450	1.5	21,474.90	11:30:09	636718	0		784118	0		147400	0	Bullish	Bullish	37.74	48000	1.23	48,010.75
11:31:09	438464	1639		658588	2108		220124	469	Bullish	Bullish	23.92	21450	1.5	21,473.15	11:31:09	643930	7212		777681	-6437	Long UW	133751	-13649	Bullish	Bullish	45.60	48000	1.21	48,009.15
11:32:10	438464	0		658618	30		220154	30	Bullish	Bullish	24.74	21450	1.5	21,474.05	11:32:10	643930	0		777642	-39		133712	-39	Bullish	Bullish	43.99	48000	1.21	48,005.80
11:33:09	438464	0		658618	0		220154	0	Bullish	Bearish	25.99	21450	1.5	21,472.30	11:33:09	643930	0		777642	0		133712	0	Bullish	Bearish	33.83	48000	1.21	47,991.05
11:34:09	446098	7634		661939	3321		215841	-4313	Bullish	Bullish	25.21	21450	1.48	21,474.30	11:34:09	655691	11761		783052	5410		127361	-6351	Bullish	Bullish	29.90	48000	1.19	47,992.15
11:35:10	446098	0		661939	0		215841	0	Bullish	Bullish	25.87	21500	1.48	21,475.00	11:35:10	655691	0		783065	13		127374	13	Bullish	Bullish	38.74	48000	1.19	47,994.85
11:36:09	446098	0		661939	0		215841	0	Bullish	Bullish	28.28	21450	1.48	21,474.85	11:36:09	655691	0		783065	0		127374	0	Bullish	Bullish	30.44	48000	1.19	47,997.00
11:37:10	449292	3194		661939	0		212647	-3194	Bullish	Bullish	25.17	21500	1.47	21,476.70	11:37:10	652580	-3111	Short C	788440	5375		135860	8486	Bullish	Bullish	34.00	48000	1.21	47,994.35
11:38:09	449292	0		666069	4130		216777	4130	Bullish	Bullish	25.87	21450	1.48	21,474.75	11:38:09	652580	0		788449	9		135869	9	Bullish	Bullish	28.68	48000	1.21	48,004.60
11:39:09	449292	0		666069	0		216777	0	Bullish	Bullish	29.09	21450	1.48	21,474.15	11:39:09	652580	0		788449	0		135869	0	Bullish	Bullish	42.42	48000	1.21	47,995.70
11:40:09	446330	-2962	Short C	671319	5250		224989	8212	Bullish	Bullish	30.94	21500	1.5	21,481.15	11:40:09	643274	-9306	Short C	799804	11355		156530	20661	Bullish	Bullish	50.48	48000	1.24	48,013.30
11:41:09	446330	0		671319	0		224989	0	Bullish	Bullish	32.83	21500	1.5	21,475.35	11:41:09	643274	0		799804	0		156530	0	Bullish	Bullish	52.32	48000	1.24	48,009.25
11:42:08	446330	0		671319	0		224989	0	Bullish	Bullish	26.15	21500	1.5	21,477.55	11:42:08	643274	0		799804	0		156530	0	Bullish	Bullish	50.02	48000	1.24	48,014.05
11:43:09	444184	-2146	Short C	671319	0		227135	2146	Bullish	Bullish	27.57	21500	1.51	21,477.25	11:43:09	641732	-1542	Short C	803428	3624		161696	5166	Bullish	Bearish	57.38	48000	1.25	48,009.20
11:44:10	444184	0		670875	-444		226691	-444	Bullish	Bullish	25.57	21500	1.51	21,476.30	11:44:10	641738	6		803432	4		161694	-2	Bullish	Bearish	48.75	48000	1.25	48,000.45
11:45:09	444184	0		670875	0		226691	0	Bullish	Bullish	26.51	21450	1.51	21,474.10	11:45:09	641738	0		803432	0		161694	0	Bullish	Bearish	47.14	48000	1.25	47,999.10
11:46:09	444184	0		669804	-1071	Long UW	225620	-1071	Bullish	Bullish	25.98	21450	1.51	21,472.65	11:46:09	647862	6124		804733	1301		156871	-4823	Bullish	Bearish	41.66	48000	1.24	47,987.75
11:47:09	443044	-1140	Short C	669804	0		226760	1140	Bullish	Bearish	20.33	21450	1.51	21,472.20	11:47:09	647862	0		804734	1		156872	1	Bullish	Bearish	34.29	48000	1.24	47,982.20
11:48:09	443044	0		669804	0		226760	0	Bullish	Bearish	23.57	21450	1.51	21,472.95	11:48:09	647862	0		804734	0		156872	0	Bullish	Bearish	22.91	48000	1.24	47,980.45
11:49:09	444334	1290		672940	3136		228606	1846	Bullish	Bearish	19.04	21450	1.51	21,471.55	11:49:09	637410	-10452	Short C	804734	0		167324	10452	Bullish	Bearish	23.63	48000	1.26	47,984.50
11:50:12	444334	0		672940	0		228606	0	Bullish	Bearish	14.23	21450	1.51	21,467.80	11:50:12	637372	-38		804611	-123		167239	-85	Bullish	Bearish	21.50	48000	1.26	47,967.00
11:51:09	444334	0		672940	0		228606	0	Bullish	Bearish	18.44	21450	1.51	21,471.55	11:51:09	637372	0		804611	0		167239	0	Bullish	Bearish	18.51	48000	1.26	47,982.25
11:52:10	446434	2100		676135	3195		229701	1095	Bullish	Bearish	14.13	21450	1.51	21,469.90	11:52:10	637372	0		810155	5544		172783	5544	Bullish	Bearish	24.93	48000	1.27	47,981.30
11:53:09	446434	0		676135	0		229701	0	Bullish	Bearish	15.91	21450	1.51	21,470.60	11:53:09	641111	3739		810167	12		169056	-3727	Bullish	Bearish	29.06	48000	1.26	47,985.45
11:54:10	446434	0		676135	0		229701	0	Bullish	Bearish	16.35	21450	1.51	21,471.40	11:54:10	641111	0		810167	0		169056	0	Bullish	Bearish	31.20	48000	1.26	47,990.20
11:55:09	448133	1699		677007	872		228874	-827	Bullish	Bearish	20.33	21450	1.51	21,471.90	11:55:09	640776	-335		814000	3833		173224	4168	Bullish	Bearish	41.37	48000	1.27	47,994.40
11:56:11	448133	0		677007	0		228874	0	Bullish	Bearish	17.36	21450	1.51	21,469.10	11:56:11	640771	-5		814006	6		173235	11						

Nifty ATM	Nifty Spot	Nifty Pre O	Nifty Open	Nifty High	Nifty Low	India VIX	Current Expiry	Exp High	21_590.80	108.00	Not Break	Resistanc	21500	BN ATM	BN Spot	BN Pre CL	BN Open	BN High	BN Low	India VIX	Monday		Exp High	48,418.20	341.60	Not Break	Resistanc	48000	
21400	21,418.65	21456.65	21,434.80	21,482.80	21,365.35	13.90	2023-12-21	Exp Low	21,278.80	86.55	Not Break	Support	21300	47900	47,867.70	48,143.55	48,068.50	48,076.60	47,806.70	13.90			Exp Low	47,718.80	87.90	Not Break	Support	47500	
Time	Call COI (Bearish ▼)	Call COI (+▲-▼)	Short Covering	Put COI (Bullish ▲)	Put COI (+▲-▼)	Long UW	NET Oi	+▲-▼	Net Oi Signal	Price Action Signal	VWAP Diff	Strike	Nifty PCR	Nifty LTP	Time	Call COI (Bearish ▼)	Call COI (+▲-▼)	Short Covering	Put COI (Bullish ▲)	Put COI (+▲-▼)	Long Unwinding	NET Oi	+▲-▼	Net Oi Signal	Price Action Signal	VWAP Diff	Strike	BN PCR	BN LTP
12:21:09	506296	0	0	665013	0		158717	0	Bullish	Bearish	-5.07	21450	1.31	21,451.60	12:21:09	713823	0	0	800133	1		86310	1	Bullish	Bearish	-2.04	48000	1.12	47,963.00
12:22:09	506296	0	0	669286	4273		162990	4273	Bullish	Bearish	-6.97	21450	1.32	21,454.30	12:22:09	727099	13276		798980	-1153	Long UW	71881	-14429	Bullish	Bearish	-13.02	48000	1.1	47,961.05
12:23:10	512458	6162	0	669286	0		156828	-6162	Bullish	Bullish	-4.76	21450	1.31	21,451.40	12:23:10	727099	0		798961	-19		71862	-19	Bullish	Bearish	-31.94	47900	1.1	47,945.10
12:24:09	512458	0	0	669286	0		156828	0	Bullish	Bullish	-2.55	21450	1.31	21,456.10	12:24:09	727099	0		798961	0		71862	0	Bullish	Bullish	-10.98	48000	1.1	47,957.95
12:25:10	516230	3772	0	668631	-655		152401	-4427	Bullish	Bullish	-1.24	21450	1.3	21,451.85	12:25:10	728724	1625		791018	-7943	Long UW	62294	-9568	Bullish	Bearish	6.57	48000	1.09	47,957.25
12:26:10	516230	0	0	668631	0		152401	0	Bullish	Bearish	-9.91	21450	1.3	21,451.60	12:26:10	728724	0		791072	54		62348	54	Bullish	Bearish	-11.42	47900	1.09	47,946.40
12:27:09	516230	0	0	668631	0		152401	0	Bullish	Bearish	-7.45	21450	1.3	21,450.50	12:27:09	728724	0		791072	0		62348	0	Bullish	Bearish	-7.65	47900	1.09	47,942.10
12:28:10	522288	6058	0	669439	808		147151	-5250	Bullish	Bearish	-4.49	21450	1.28	21,453.10	12:28:10	731996	3272		800974	9902		68978	6630	Bullish	Bearish	-13.62	47900	1.09	47,946.80
12:29:11	522288	0	0	669439	0		147151	0	Bullish	Bearish	-5.13	21450	1.28	21,451.75	12:29:11	731996	0		800974	0		68978	0	Bullish	Bearish	-4.77	47900	1.09	47,942.10
12:30:09	522288	0	0	669439	0		147151	0	Bullish	Bearish	-22.17	21450	1.28	21,439.15	12:30:09	731996	0		800974	0		68978	0	Bullish	Bearish	-23.26	47900	1.09	47,917.80
12:31:09	519359	-2929	Short C	650361	-19078	Long UW	131002	-16149	Bullish	Bearish	-30.41	21450	1.25	21,434.05	12:31:09	737398	5402		778219	-22755	Long UW	40821	-28157	Bullish	Bearish	-42.60	47900	1.06	47,900.80
12:32:11	519359	0	0	650361	0		131002	0	Bullish	Bearish	-20.30	21450	1.25	21,435.20	12:32:11	737398	0		778219	0		40821	0	Bullish	Bearish	-28.17	47900	1.06	47,908.60
12:33:09	519359	0	0	650361	0		131002	0	Bullish	Bearish	-21.24	21450	1.25	21,435.20	12:33:09	737398	0		778219	0		40821	0	Bullish	Bearish	-27.12	47900	1.06	47,908.60
12:34:10	535097	15738	0	647994	-2367	Long UW	112897	-18105	Bullish	Bearish	-21.18	21450	1.21	21,434.60	12:34:10	737398	0		778219	0		40821	0	Bullish	Bearish	-23.18	47900	1.06	47,919.55
12:35:10	535097	0	0	647994	0		112897	0	Bullish	Bearish	-23.04	21450	1.21	21,437.15	12:35:10	763986	26588		773733	-4486	Long UW	9747	-31074	Bullish	Bearish	-32.03	47900	1.01	47,916.75
12:36:10	535097	0	0	647994	0		112897	0	Bullish	Bearish	-19.31	21450	1.21	21,437.95	12:36:10	763986	0		773731	-2		9745	-2	Bullish	Bearish	-13.60	47900	1.01	47,936.40
12:37:10	540015	4918	0	648161	167		108146	-4751	Bullish	Bearish	-13.12	21450	1.2	21,442.55	12:37:10	767705	3719		778806	5075		11101	1356	Bullish	Bearish	-13.78	47900	1.01	47,932.20
12:38:09	540015	0	0	648161	0		108146	0	Bullish	Bearish	-15.04	21450	1.2	21,442.25	12:38:09	767705	0		778805	-1		11100	-1	Bullish	Bearish	-16.17	47900	1.01	47,931.35
12:39:09	540015	0	0	648161	0		108146	0	Bullish	Bearish	-17.98	21450	1.2	21,441.65	12:39:09	767705	0		778805	0		11100	0	Bullish	Bearish	-16.90	47900	1.01	47,932.40
12:40:10	540015	0	0	647949	-212		107934	-212	Bullish	Bearish	-18.96	21450	1.2	21,442.30	12:40:10	767705	0		778805	0		11100	0	Bullish	Bearish	-20.52	47900	1.01	47,934.95
12:41:10	546965	6950	0	647949	0		100984	-6950	Bullish	Bearish	-20.32	21450	1.18	21,440.55	12:41:10	772221	4516		784731	5926		12510	1410	Bullish	Bearish	-20.66	47900	1.02	47,930.70
12:42:09	546965	0	0	647949	0		100984	0	Bullish	Bearish	-21.69	21450	1.18	21,440.15	12:42:09	772221	0		784740	9		12519	9	Bullish	Bearish	-25.81	47900	1.02	47,928.80
12:43:10	551217	4252	0	647949	0		96732	-4252	Bullish	Bullish	-17.07	21450	1.18	21,446.15	12:43:10	776433	4212		787595	2855		11162	-1357	Bullish	Bullish	-9.66	47900	1.01	47,942.10
12:44:11	551217	0	0	653020	5071		101803	5071	Bullish	Bullish	-18.10	21450	1.18	21,444.30	12:44:11	776433	0		787573	-22		11140	-22	Bullish	Bullish	-11.00	47900	1.01	47,934.55
12:45:11	551217	0	0	653020	0		101803	0	Bullish	Bullish	-14.84	21450	1.18	21,446.20	12:45:11	776433	0		787573	0		11140	0	Bullish	Bullish	-1.90	47900	1.01	47,948.55
12:46:09	550221	-996	0	649518	-3502	Long UW	99297	-2506	Bullish	Bullish	-10.84	21450	1.18	21,450.10	12:46:09	776433	0		785617	-1956	Long UW	9184	-1956	Bullish	Bullish	-2.15	47900	1.01	47,943.70
12:47:09	550221	0	0	649518	0		99297	0	Bullish	Bullish	-8.82	21450	1.18	21,452.65	12:47:09	780468	4035		785622	5		5154	-4030	Bullish	Bullish	-2.85	48000	1.01	47,956.15
12:48:10	550221	0	0	649518	0		99297	0	Bullish	Bullish	-7.80	21450	1.18	21,447.65	12:48:10	780468	0		785623	1		5155	1	Bullish	Bullish	9.94	48000	1.01	47,952.60
12:49:09	550472	251	0	645371	-4147	Long UW	94899	-4398	Bullish	Bullish	-14.74	21450	1.17	21,447.95	12:49:09	777903	-2565	Short C	785623	0		7720	2565	Bullish	Bullish	3.23	48000	1.01	47,952.85
12:50:09	550472	0	0	645371	0		94899	0	Bullish	Bearish	-17.87	21450	1.17	21,442.40	12:50:09	777903	0		785948	325		8045	325	Bullish	Bullish	6.23	47900	1.01	47,936.50
12:51:10	550472	0	0	645371	0		94899	0	Bullish	Bullish	-14.75	21450	1.17	21,442.35	12:51:10	777903	0		785948	0		8045	0	Bullish	Bullish	-5.77	47900	1.01	47,941.85
12:52:10	549878	-594	0	647267	1896		97389	2490	Bullish	Bearish	-20.73	21450	1.18	21,438.10	12:52:10	782831	4928		788233	2285		5402	-2643	Bullish	Bearish	-14.89	47900	1.01	47,928.70
12:53:09	549878	0	0	647267	0		97389	0	Bullish	Bearish	-21.27	21450	1.18	21,437.40	12:53:09	782831	0		788224	-9		5393	-9	Bullish	Bullish	-16.95	47900	1.01	47,939.20
12:54:09	549878	0	0	647267	0		97389	0	Bullish	Bullish	-12.14	21450	1.18	21,442.00	12:54:09	782831	0		788224	0		5393	0	Bullish	Bullish	2.63	47900	1.01	47,940.60
12:55:09	548528	-1350	Short C	651549	4282		103021	5632	Bullish	Bearish	-12.89	21450	1.19	21,440.05	12:55:09	782831	0		788224	0		5393	0	Bullish	Bullish	-1.87	47900	1.01	47,936.85
12:56:10	548535	7	0	651549	0		103014	-7	Bullish	Bearish	-13.68	21450	1.19	21,444.00	12:56:10	782784	-47		794496	6272		11712	6319	Bullish	Bullish	-1.87	47900	1.01	47,944.35
12:57:09	548535	0	0	651549	0		103014	0	Bullish	Bearish	-15.02	21450	1.19	21,440.95	12:57:09	782784	0		794496	0		11712	0	Bullish	Bullish	3.33	47900	1.01	47,935.70
12:58:10	547775	-760	0	653190	1641		105415	2401	Bullish	Bearish	-16.62	21450	1.19	21,439.45	12:58:10	785282	2498		798337										

Nifty ATM	Nifty Spot	Nifty Pre CL	Nifty Open	Nifty High	Nifty Low	India VIX	Current Expiry	Exp High	21,590.80	108.00	Not Break	Resistanc	21500	BN ATM	BN Spot	BN Pre CL	BN Open	BN High	BN Low	India VIX	Monday		Exp High	48,418.20	941.60	Not Break	Resistanc	48000	
21400	21,418.65	21456.65	21,434.80	21,482.80	21,365.35	13.90	2023-12-21	Exp Low	21,278.80	86.55	Not Break	Support	21300	47900	47,867.70	48,143.55	48,068.50	48,076.60	47,806.70	13.90			Exp Low	47,718.80	87.90	Not Break	Support	47500	
Time	Call COI (Bearish ▼)	Call COI (+▲-▼)	Short Covering	Put COI (Bullish ▲)	Put COI (+▲-▼)	Long UW	NET Oi	+▲-▼	Net Oi Signal	Price Action Signal	VWAP Diff	Strike	Nifty PCR	Nifty LTP	Time	Call COI (Bearish ▼)	Call COI (+▲-▼)	Short Covering	Put COI (Bullish ▲)	Put COI (+▲-▼)	Long Unwinding	NET Oi	+▲-▼	Net Oi Signal	Price Action Signal	VWAP Diff	Strike	BN PCR	BN LTP
13:23:10	568644	0	0	638623	526		69979	526	Bullish	Bullish	-21.37	21400	1.12	21,423.45	13:23:10	871574	0	0	736392	0		-135182	0	Bearish	Bullish	-30.40	47900	0.84	47,896.85
13:24:09	568644	0	0	638623	526		69979	0	Bullish	Bullish	-22.10	21400	1.12	21,424.95	13:24:09	871574	0	0	736404	12		-135170	12	Bearish	Bullish	-32.43	47900	0.84	47,902.15
13:25:12	565007	-3637	Short C	634114	-4509	Long UW	69107	-872	Bullish	Bullish	-19.59	21400	1.12	21,423.85	13:25:12	869399	-2175	Short C	732865	-3539	Long UW	-136534	-1364	Bearish	Bullish	-16.53	47900	0.84	47,919.95
13:26:10	565007	0	0	634114	0		69107	0	Bullish	Bullish	-22.04	21450	1.12	21,427.05	13:26:10	869399	0	0	728358	-4507	Long UW	-141041	-4507	Bearish	Bullish	-23.77	47900	0.84	47,909.65
13:27:09	565007	0	0	634114	0		69107	0	Bullish	Bullish	-17.03	21450	1.12	21,428.45	13:27:09	869399	0	0	728358	0		-141041	0	Bearish	Bullish	-18.40	47900	0.84	47,918.90
13:28:11	565007	0	0	634114	0		69107	0	Bullish	Bullish	-18.51	21450	1.12	21,431.40	13:28:11	869399	0	0	728358	0		-141041	0	Bearish	Bullish	-20.77	47900	0.84	47,926.60
13:29:10	565531	524	0	634354	240		68823	-284	Bullish	Bullish	-9.69	21450	1.12	21,432.75	13:29:10	876238	6839	0	733405	5047		-142833	-1792	Bearish	Bullish	3.19	47900	0.84	47,945.90
13:30:10	565531	0	0	634354	0		68823	0	Bullish	Bullish	-11.97	21450	1.12	21,433.55	13:30:10	876238	0	0	733405	0		-142833	0	Bearish	Bullish	13.17	48000	0.84	47,954.10
13:31:11	556302	-9229	Short C	625385	-8969	Long UW	69083	260	Bullish	Bullish	-1.41	21450	1.12	21,432.80	13:31:11	876238	0	0	724616	-8789	Long UW	-151622	-8789	Bearish	Bullish	26.73	47900	0.83	47,944.60
13:32:11	556302	0	0	625385	0		69083	0	Bullish	Bullish	-12.94	21450	1.12	21,428.40	13:32:11	854313	-21925	Short C	724698	82		-129615	22007	Bearish	Bullish	7.25	47900	0.85	47,933.70
13:33:09	556302	0	0	625385	0		69083	0	Bullish	Bullish	-16.91	21450	1.12	21,429.35	13:33:09	854313	0	0	724698	0		-129615	0	Bearish	Bullish	-6.95	47900	0.85	47,938.50
13:34:09	557559	1257	0	617378	-8007	Long UW	59819	-9264	Bullish	Bullish	-25.88	21400	1.11	21,420.50	13:34:09	838174	-16139	Short C	724698	0		-113476	16139	Bearish	Bullish	-20.13	47900	0.86	47,920.25
13:35:10	557559	0	0	617378	0		59819	0	Bullish	Bearish	-28.74	21400	1.11	21,420.25	13:35:10	838174	0	0	728832	4134		-109342	4134	Bearish	Bullish	-34.94	47900	0.87	47,906.55
13:36:09	557559	0	0	617378	0		59819	0	Bullish	Bearish	-29.28	21400	1.11	21,419.65	13:36:09	838174	0	0	728832	0		-109342	0	Bearish	Bullish	-39.76	47900	0.87	47,907.40
13:37:09	560574	3015	0	617378	0		59819	-3015	Bullish	Bearish	-26.75	21400	1.1	21,416.40	13:37:09	838174	0	0	730183	1351		-107991	1351	Bearish	Bearish	-48.23	47900	0.87	47,900.90
13:38:09	560574	0	0	622542	5164		61968	5164	Bullish	Bearish	-25.18	21400	1.11	21,420.80	13:38:09	837809	-365	0	730140	-43		-107669	322	Bearish	Bearish	-44.48	47900	0.87	47,916.05
13:39:11	560574	0	0	622542	0		61968	0	Bullish	Bearish	-23.71	21450	1.11	21,425.05	13:39:11	837809	0	0	730140	0		-107669	0	Bearish	Bearish	-32.72	47900	0.87	47,908.00
13:40:13	560345	-229	0	628280	5738		67935	5967	Bullish	Bearish	-24.20	21400	1.12	21,423.95	13:40:13	843688	5879	0	730140	0		-113548	-5879	Bearish	Bearish	-39.24	47900	0.87	47,912.75
13:41:09	560345	0	0	628280	0		67935	0	Bullish	Bearish	-24.19	21400	1.12	21,421.75	13:41:09	843688	0	0	731866	1726		-111822	1726	Bearish	Bearish	-45.25	47900	0.87	47,897.15
13:42:09	560345	0	0	628280	0		67935	0	Bullish	Bearish	-18.02	21450	1.12	21,427.70	13:42:09	843688	0	0	731866	0		-111822	0	Bearish	Bearish	-36.49	47900	0.87	47,918.40
13:43:09	563390	3045	0	629597	1317		66207	-1728	Bullish	Bearish	-21.66	21400	1.12	21,422.95	13:43:09	851743	8055	0	727638	-4228	Long UW	-124105	-12283	Bearish	Bearish	-49.74	47900	0.85	47,900.70
13:44:09	563390	0	0	629560	-37		66170	-37	Bullish	Bearish	-21.63	21400	1.12	21,423.50	13:44:09	851743	0	0	727635	-3		-124108	-3	Bearish	Bearish	-51.77	47900	0.85	47,896.85
13:45:10	563390	0	0	629560	0		66170	0	Bullish	Bearish	-21.72	21400	1.12	21,423.20	13:45:10	851743	0	0	727635	0		-124108	0	Bearish	Bearish	-59.58	47900	0.85	47,901.40
13:46:09	563390	0	0	629560	0		66170	0	Bullish	Bearish	-25.55	21400	1.12	21,422.90	13:46:09	851743	0	0	727635	0		-124108	0	Bearish	Bearish	-65.90	47900	0.85	47,897.30
13:47:10	561252	-2138	Short C	627216	-2344	Long UW	65964	-206	Bullish	Bullish	-25.58	21450	1.12	21,425.70	13:47:10	858469	6726	0	730236	2601		-128233	-4125	Bearish	Bearish	-55.13	47900	0.85	47,896.70
13:48:09	561252	0	0	627216	0		65964	0	Bullish	Bullish	-20.35	21400	1.12	21,421.80	13:48:09	858469	0	0	730234	-2		-128235	-2	Bearish	Bullish	-40.72	47900	0.85	47,907.25
13:49:09	556118	-5134	Short C	626952	-264		70834	4870	Bullish	Bullish	-21.54	21400	1.13	21,421.30	13:49:09	862221	3752	0	726054	-4180	Long UW	-136167	-7932	Bearish	Bullish	-50.68	47900	0.84	47,910.25
13:50:09	556118	0	0	626952	0		70834	0	Bullish	Bullish	-25.99	21400	1.13	21,418.50	13:50:09	862221	0	0	726054	0		-136167	0	Bearish	Bearish	-56.64	47900	0.84	47,900.80
13:51:09	556118	0	0	626952	0		70834	0	Bullish	Bullish	-24.86	21400	1.13	21,421.95	13:51:09	862221	0	0	726054	0		-136167	0	Bearish	Bullish	-48.52	47900	0.84	47,918.55
13:52:10	556879	761	0	627664	712		70785	-49	Bullish	Bullish	-23.35	21450	1.13	21,426.15	13:52:10	862221	0	0	726054	0		-136167	0	Bearish	Bullish	-35.15	47900	0.84	47,929.90
13:53:10	556895	16	0	627664	0		70769	-16	Bullish	Bearish	-19.85	21400	1.13	21,420.75	13:53:10	871419	9198	0	717463	-8591	Long UW	-153956	-17789	Bearish	Bullish	-29.83	47900	0.82	47,917.75
13:54:11	556895	0	0	627664	0		70769	0	Bullish	Bullish	-23.20	21400	1.13	21,422.30	13:54:11	871419	0	0	717463	0		-153956	0	Bearish	Bullish	-49.59	47900	0.82	47,916.15
13:55:10	556895	0	0	627664	0		70769	0	Bullish	Bearish	-23.34	21400	1.13	21,423.65	13:55:10	873123	1704	0	719837	2374		-153286	670	Bearish	Bearish	-40.60	47900	0.82	47,912.75
13:56:10	559884	2989	0	623548	-4116	Long UW	63664	-7105	Bullish	Bullish	-20.37	21400	1.11	21,424.05	13:56:10	873123	0	0	719853	16		-153270	16	Bearish	Bullish	-45.69	47900	0.82	47,918.95
13:57:10	559884	0	0	623548	0		63664	0	Bullish	Bullish	-19.55	21450	1.11	21,426.60	13:57:10	873123	0	0	719861	8		-153262	8	Bearish	Bullish	-50.17	47900	0.82	47,916.45
13:58:09	559884	0	0	624871	1323		64987	1323	Bullish	Bullish	-16.98	21450	1.12	21,427.65	13:58:09	873907	784	0	719861	0		-154046	-784	Bearish	Bullish	-32.25	47900	0.82	47,922.80
13:59:10	560885	1001	0	624871	0		63986	-1001	Bullish	Bullish	-17.32	21450	1.11	21,429.75	13:59:10	873915	8	0	721733	1872		-152182	1864	Bearish	Bullish	-31.14	47900	0.83	47,927.10
14:00:10	560885	0	0	624871	0																								

Nifty ATM	Nifty Spot	Nifty Pre CL	Nifty Open	Nifty High	Nifty Low	India VIX	Current Expiry	Exp High	21_590.80	108.00	Not Break	Resistanc	21500	BN ATM	BN Spot	BN Pre CL	BN Open	BN High	BN Low	India VIX	Monday	Exp High	48,418.20	341.60	Not Break	Resistanc	48000		
21400	21,418.65	21456.65	21,434.80	21,482.80	21,365.35	13.90	2023-12-21	Exp Low	21,278.80	86.55	Not Break	Support	21300	47900	47,867.70	48,143.55	48,068.50	48,076.60	47,806.70	13.90		Exp Low	47,718.80	87.90	Not Break	Support	47500		
Time	Call COI (Bearish ▼)	Call COI (+▲-▼)	Short Covering	Put COI (Bullish ▲)	Put COI (+▲-▼)	Long UW	NET Oi	+▲-▼	Net Oi Signal	Price Action Signal	VWAP Diff	Strike	Nifty PCR	Nifty LTP	Time	Call COI (Bearish ▼)	Call COI (+▲-▼)	Short Covering	Put COI (Bullish ▲)	Put COI (+▲-▼)	Long Unwinding	NET Oi	+▲-▼	Net Oi Signal	Price Action Signal	VWAP Diff	Strike	BN PCR	BN LTP
14:25:10	534638	0		606121	132		71483	132	Bullish	Bullish	-7.49	21450	1.13	21,433.05	14:25:10	823626	0		700608	0		-123018	0	Bearish	Bullish	-6.46	47900	0.85	47,944.00
14:26:10	534856	218		606077	-44		71221	-262	Bullish	Bullish	-8.13	21450	1.13	21,434.80	14:26:10	832944	9318		701942	1334		-131002	-7984	Bearish	Bullish	-6.36	47900	0.84	47,941.60
14:27:10	534856	0		606077	0		71221	0	Bullish	Bullish	-6.18	21450	1.13	21,435.25	14:27:10	832944	0		701941	-1		-131003	-1	Bearish	Bullish	-5.21	47900	0.84	47,924.55
14:28:10	531758	-3098	Short C	606077	0		74319	3098	Bullish	Bearish	-4.97	21450	1.14	21,439.30	14:28:10	832944	0		701941	0		-131003	0	Bearish	Bearish	-0.16	47900	0.84	47,919.35
14:29:11	531758	0		611204	5127		79446	5127	Bullish	Bullish	-1.02	21450	1.15	21,437.55	14:29:11	827778	-5166	Short C	706489	4548		-121289	9714	Bearish	Bearish	-9.89	47900	0.85	47,916.95
14:30:09	531758	0		611204	0		79446	0	Bullish	Bullish	-1.02	21450	1.15	21,440.90	14:30:09	827778	0		706489	0		-121289	0	Bearish	Bearish	-9.89	47900	0.85	47,929.70
14:31:06	520131	-11627	Short C	611204	0		91073	11627	Bullish	Bullish	7.89	21450	1.18	21,444.85	14:31:06	806478	-21300	Short C	711580	5091		-94898	26391	Bearish	Bearish	5.35	47900	0.88	47,937.95
14:32:09	520131	0		611366	162		91235	162	Bullish	Bullish	5.97	21450	1.18	21,440.95	14:32:09	806487	9		711601	21		-94886	12	Bearish	Bearish	9.84	47900	0.88	47,931.15
14:33:10	520131	0		611366	0		91235	0	Bullish	Bullish	7.46	21450	1.18	21,444.25	14:33:10	806487	0		711635	34		-94852	34	Bearish	Bullish	15.03	47900	0.88	47,943.30
14:34:09	520131	0		611366	0		91235	0	Bullish	Bullish	16.00	21450	1.18	21,449.30	14:34:09	806487	0		711646	11		-94841	11	Bearish	Bullish	39.45	48000	0.88	47,964.20
14:35:09	516697	-3434	Short C	612149	783		95452	4217	Bullish	Bullish	10.28	21450	1.18	21,447.65	14:35:09	789957	-16530	Short C	712179	533		-77778	17063	Bearish	Bullish	15.04	48000	0.9	47,953.90
14:36:09	516697	0		612149	0		95452	0	Bullish	Bullish	14.50	21450	1.18	21,450.20	14:36:09	789957	0		712179	0		-77778	0	Bearish	Bullish	34.80	48000	0.9	47,968.15
14:37:10	512001	-4696	Short C	613151	1002		101150	5698	Bullish	Bullish	9.47	21450	1.2	21,451.40	14:37:10	789957	0		712179	0		-77778	0	Bearish	Bullish	24.31	48000	0.9	47,963.80
14:38:10	512001	0		613151	0		101150	0	Bullish	Bullish	13.61	21450	1.2	21,449.75	14:38:10	793323	3366		715106	2927		-78217	-439	Bearish	Bullish	26.52	48000	0.9	47,951.25
14:39:09	512001	0		613151	0		101150	0	Bullish	Bullish	12.10	21450	1.2	21,447.70	14:39:09	793323	0		715107	1		-78216	1	Bearish	Bullish	16.95	48000	0.9	47,952.10
14:40:13	511309	-692		613151	0		101842	692	Bullish	Bullish	7.59	21450	1.2	21,443.00	14:40:13	793852	529		712304	-2803	Long UW	-81548	-3332	Bearish	Bullish	9.89	47900	0.9	47,932.15
14:41:11	511309	0		610970	-2181	Long UW	99661	-2181	Bullish	Bearish	-1.01	21450	1.19	21,438.55	14:41:11	793852	0		712304	0		-81548	0	Bearish	Bearish	-20.30	47900	0.9	47,910.95
14:42:10	511309	0		610970	0		99661	0	Bullish	Bullish	3.79	21450	1.19	21,441.30	14:42:10	793852	0		712304	0		-81548	0	Bearish	Bullish	-4.67	47900	0.9	47,930.95
14:43:09	511309	0		610970	0		99661	0	Bullish	Bearish	-0.21	21450	1.19	21,439.45	14:43:09	793852	0		712304	0		-81548	0	Bearish	Bearish	-19.50	47900	0.9	47,916.95
14:44:09	508820	-2489	Short C	609108	-1862	Long UW	100288	627	Bullish	Bearish	-3.86	21450	1.2	21,433.95	14:44:09	782486	-11366	Short C	710707	-1597	Long UW	-71779	9769	Bearish	Bearish	-18.03	47900	0.91	47,900.10
14:45:10	508820	0		609108	0		100288	0	Bullish	Bearish	-18.02	21400	1.2	21,424.40	14:45:10	782486	0		710714	7		-71772	7	Bearish	Bearish	-64.90	47900	0.91	47,865.95
14:46:09	508820	0		600900	-9018	Long UW	91270	-9018	Bullish	Bearish	-21.13	21400	1.18	21,420.30	14:46:09	782486	0		674573	-36141	Long UW	-107913	-36141	Bearish	Bearish	-91.62	47900	0.86	47,863.85
14:47:10	508820	0		600900	0		91270	0	Bullish	Bearish	-21.13	21400	1.18	21,421.85	14:47:10	782486	0		674573	0		-107913	0	Bearish	Bearish	-91.62	47900	0.86	47,880.75
14:48:09	496714	-12106	Short C	600900	0		103376	12106	Bullish	Bearish	-21.09	21400	1.21	21,416.85	14:48:09	778728	-3758	Short C	674573	0		-104155	3758	Bearish	Bearish	-59.17	47900	0.87	47,880.80
14:49:10	496714	0		600900	0		103376	0	Bullish	Bearish	-21.58	21400	1.21	21,421.25	14:49:10	802080	23352		674573	0		-127507	-23352	Bearish	Bearish	-54.72	47900	0.84	47,890.90
14:50:09	504277	7563		596101	-3989	Long UW	91824	-11552	Bullish	Bearish	-16.71	21450	1.18	21,426.60	14:50:09	802080	0		664600	-9973	Long UW	-137480	-9973	Bearish	Bearish	-37.24	47900	0.83	47,908.70
14:51:10	504277	0		596101	0		91824	0	Bullish	Bearish	-23.45	21450	1.18	21,429.70	14:51:10	802080	0		664600	0		-137480	0	Bearish	Bearish	-40.53	47900	0.83	47,927.60
14:52:10	514570	10293		596101	0		81531	-10293	Bullish	Bearish	-17.98	21450	1.16	21,427.05	14:52:10	802080	0		664600	0		-137480	0	Bearish	Bearish	-44.92	47900	0.83	47,907.20
14:53:11	514570	0		593301	-2800	Long UW	78731	-2800	Bullish	Bearish	-15.78	21450	1.15	21,427.70	14:53:11	805259	3179		642810	-21790	Long UW	-162449	-24969	Bearish	Bearish	-43.98	47900	0.8	47,917.75
14:54:10	514570	0		593301	0		78731	0	Bullish	Bearish	-19.77	21400	1.15	21,420.95	14:54:10	805259	0		642810	0		-162449	0	Bearish	Bearish	-43.43	47900	0.8	47,898.35
14:55:11	509223	-5347	Short C	596172	2871		86949	8218	Bullish	Bearish	-13.09	21450	1.17	21,425.45	14:55:11	805259	0		651596	8786		-153663	8786	Bearish	Bearish	-51.26	47900	0.81	47,875.95
14:56:09	509216	-7		596172	0		86956	7	Bullish	Bearish	-14.98	21400	1.17	21,422.65	14:56:09	789147	-16112	Short C	651588	-8		-137559	16104	Bearish	Bearish	-40.38	47900	0.83	47,866.95
14:57:11	509216	0		596172	0		86956	0	Bullish	Bearish	-17.12	21400	1.17	21,423.30	14:57:11	789147	0		651588	0		-137559	0	Bearish	Bearish	-51.22	47900	0.83	47,869.25
14:58:09	509216	0		596172	0		86956	0	Bullish	Bearish	-14.86	21400	1.17	21,424.20	14:58:09	768319	-20828	Short C	651588	0		-116731	20828	Bearish	Bullish	-42.13	47900	0.85	47,880.95
14:59:09	507931	-1285	Short C	590668	-5504	Long UW	82737	-4219	Bullish	Bullish	-5.79	21450	1.16	21,428.35	14:59:09	768319	0		646055	-5533	Long UW	-122264	-5533	Bearish	Bullish	-42.65	47900	0.84	47,876.80
15:00:11	507931	0		590668	0		82737	0	Bullish	Bullish	-5.87	21450	1.16	21,425.65	15:00:11	768319	0		646056	1		-122263	1	Bearish	Bearish	-36.17	47900	0.84	47,864.65
15:01:11	507931	0		590668	0		82737	0	Bullish	Bullish	-20.80	21450	1.16	21,427.40	15:01:11	768319	0		631714	-14342	Long UW	-136605	-14342	Bearish	Bearish	-53.51	47900	0.82	47,873.60
15:02:09	504139	-3792	Short C	584724	-5944	Long UW	80585	-2152	Bullish	Bearish	-15.82	21400	1.16	21,416.10	15:02:09	756360	-11959	Short C	631712	-2		-124648	119						

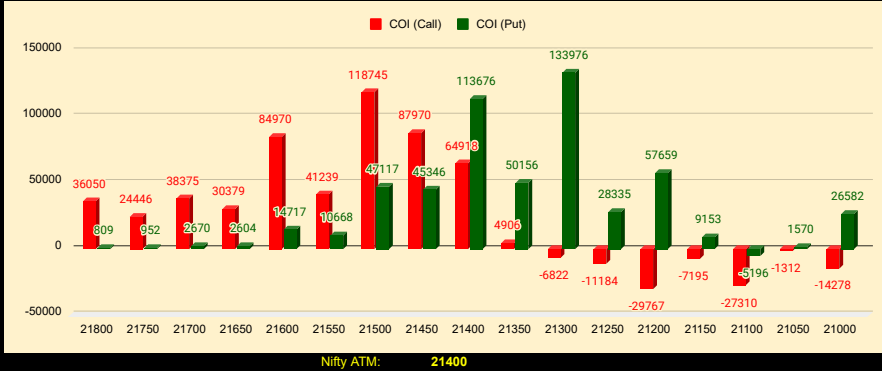


Nifty ATM	Nifty LTP	Nifty Pre Cl	Nifty Open	Nifty High	Nifty Low	India VIX	Select Expiry	Exp High	21,590.80	108.00	Not Break	BN ATM	BN LTP	BN Pre CL	BN Open	BN High	BN Low	India VIX	Monday	Exp High	48,418.20	341.60	Not Break		
21400	21,418.65	21456.65	21,434.80	21,482.80	21,365.35	13.90	2023-12-21	Exp Low	21,278.80	86.55	Not Break	47900	47,867.70	48143.55	48,068.50	48,076.60	47,806.70	13.90		Exp Low	47,718.80	87.90	Not Break		
Call Time Value	Call OI	COI (Call)	Call Volume	OI Change	Call LTP	STRIKE	Put LTP	OI Change	Put Volume	COI (Put)	Put OI	Put Time Value	Call Time Value	Call OI	COI (Call)	Call Volume	OI Change	Call LTP	STRIKE	Put LTP	OI Change	Put Volume	COI (Put)	Put OI	Put Time Value
6.90	44870	22720	661238	-1204	OTM 6.9	21850	ITM 457.2	-30	2205	186	187	25.90	10.35	43337	5360	1063658	-1795	OTM 10.35	48900	ITM 1105.5	18	2708	227	772	73.20
9.00	81417	36050	1046599	-1629	OTM 9	21800	ITM 408.3	-22	9998	809	1123	27.00	13.35	68336	13087	1232872	-1936	OTM 13.35	48800	ITM 1019.6	-67	5737	726	1038	87.35
12.00	35657	24446	654816	-983	OTM 12	21750	ITM 361	-59	6222	952	952	29.65	16.30	97309	61362	1332303	397	OTM 16.3	48700	ITM 910.4	-91	11921	761	1372	78.10
15.85	90302	38375	1329510	-1380	OTM 15.85	21700	ITM 317	21	52183	2670	3677	35.65	21.40	75014	37135	1521722	-829	OTM 21.4	48600	ITM 817.5	-12	19531	471	1560	85.20
20.75	41665	30379	887085	1210	OTM 20.75	21650	ITM 270	-292	50585	2604	2634	38.65	28.90	146614	54368	2737643	-3771	OTM 28.9	48500	ITM 721.6	-1191	287364	9813	19495	89.30
29.00	132035	84970	1874183	-3903	OTM 29	21600	ITM 229.7	-450	330820	14717	15382	48.40	36.25	73632	35133	2058258	-1992	OTM 36.25	48400	ITM 626.05	-817	193295	3898	7353	93.75
39.95	52041	41239	1226569	-1865	OTM 39.95	21550	ITM 187.9	-920	343841	10668	11002	56.55	51.05	85577	45178	2405629	-7844	OTM 51.05	48300	ITM 552.3	-1347	620113	6032	11503	120.00
54.45	187481	118745	3398743	-3233	OTM 54.45	21500	ITM 154.9	-2865	1755633	47117	59503	73.55	65.00	137647	64590	3127891	-2196	OTM 65	48200	ITM 458.95	-2360	1426336	7623	15860	126.65
71.75	101896	87970	2428381	-2365	OTM 71.75	21450	ITM 123	-5056	1988833	45346	46303	91.65	87.45	123695	48504	3332844	-5378	OTM 87.45	48100	ITM 382.45	-6557	2480259	15750	29889	150.15
77.20	106619	64918	2377552	-353	ATM 95.85	21400	ATM 95.6	-9730	3295117	113676	118751	95.60	115.05	298810	104840	8250971	-3336	OTM 115.05	48000	ITM 322.3	-11610	7226240	70091	141817	190.00
55.50	21209	4906	516011	-578	ITM 124.15	21350	OTM 73.5	-4436	1280974	50156	53998	73.50	158.55	158934	88848	5387434	-5198	ATM 158.55	47900	ATM 250.4	-8469	6069908	42406	105118	218.10
37.35	53655	-6822	563476	-1299	ITM 156	21300	OTM 55.5	-5328	1813169	133976	153720	55.50	137.45	126568	52509	3899848	4179	ITM 205.1	47800	OTM 197.75	-11836	4986245	63061	137665	197.75
21.95	11035	-11184	74572	-433	ITM 190.6	21250	OTM 41.9	-2202	779684	28335	46416	41.90	83.35	51741	-7843	1398084	-1429	ITM 251.0	47700	OTM 155	-9376	2754683	18775	100943	155.00
9.45	30366	-29767	134114	133	ITM 228.1	21200	OTM 31.35	-3588	1015653	57659	130241	31.35	58.65	28953	7112	495170	-2322	ITM 326.3	47600	OTM 118	-10006	2265877	14661	77200	118.00
5.05	6165	-7195	10896	-65	ITM 273.7	21150	OTM 23.25	1356	465807	9153	48683	23.25	17.30	38783	-13334	520269	-17	ITM 385	47500	OTM 89.1	-6659	3190955	26114	145755	89.10
0.70	11704	-27310	32911	-109	ITM 319.35	21100	OTM 18.15	-4040	626513	-5196	98165	18.15	0.00	8193	-5723	110749	-188	ITM 462.9	47400	OTM 65	-4743	1579254	26384	70947	65.00
0.00	2803	-1312	2900	-24	ITM 362	21050	OTM 13.65	-1452	294967	1570	23361	13.65	0.00	5763	-1978	39874	13	ITM 540.7	47300	OTM 46.8	-725	1390873	22277	70231	46.80
	1010920	415121								446595	814098			1568906	589148								329070	938518	
15:33						18-Dec-2023 15:33:56	NIFTY NET OI	31474		Nifty50 PCR :	1.08		15:33						18-Dec-2023 15:33:56	BN NET OI	-260078		Bank Nifty PCR :	0.56	

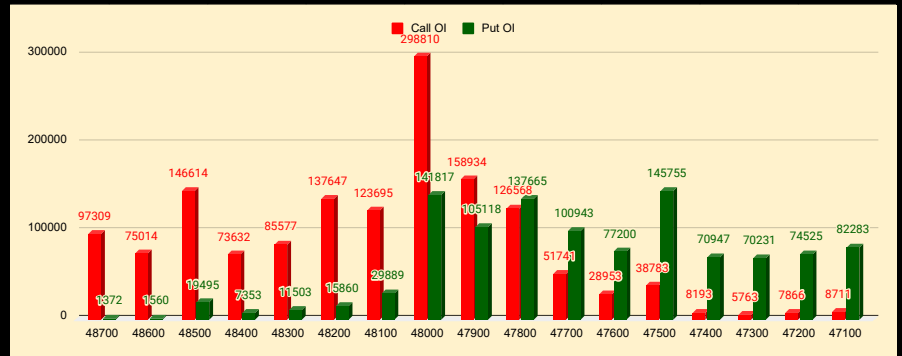
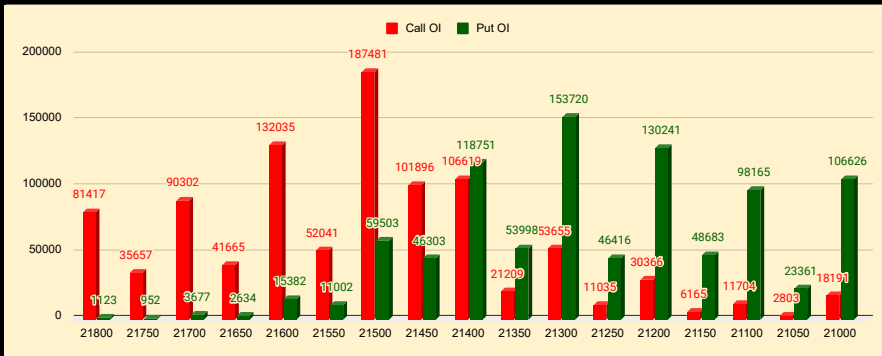
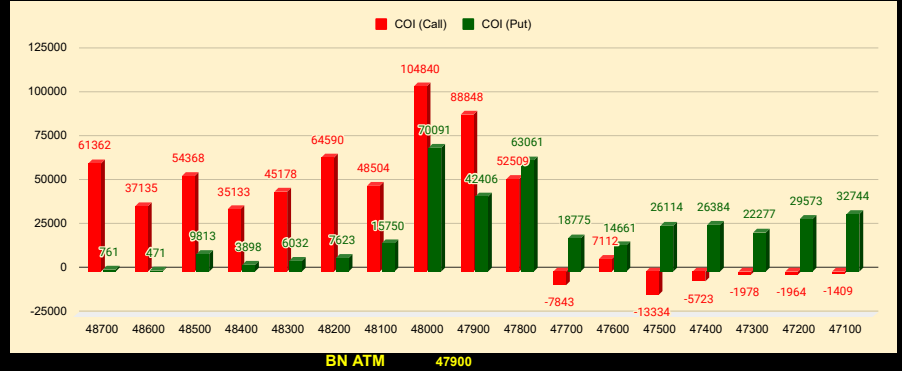
**NIFTY 50**

**BANK NIFTY**

18-Dec-2023 15:34:04 Monday



18-Dec-2023 15:34:04 Monday



## Golden Rules using OiDeer

### Avoid Signals of VWAP difference below 9-10 Points

9-10 प्वाइंट से नीचे VWAP अंतर के सिग्नल से बचें

**PCR above 2 Strong Bullish & PCR Below 0.50 is Strong Bearish. If Call COI is negative then it will show 100 PCR and If Put COI is negative then it will show 0 PCR**

PCR २ के ऊपर Strong बुलिश और PCR ०.५० के निचे स्ट्रॉंग बिअरिश। यदि कॉल COI नेगेटिव है तो यह 100 PCR दिखाएगा और यदि COI पुट नकारात्मक है तो यह 0 PCR दिखाएगा

**Rule 1) Both Nifty and Bank Nifty Oi data should be in same direction. If One is Negative and other is positive then Avoid Trade because कौन किसको अपनी तरफ खिंचेगा ये केह नहीं सकते. Let Both Nifty and BN Oi data in Same direction then look for any Opportunity.**

नियम 1) निफ्टी और बैंक निफ्टी दोनों डेटा एक ही दिशा में होने चाहिए। यदि एक नकारात्मक है और दूसरा सकारात्मक है तो व्यापार से बचें क्योंकि कौन किसको अपनी तरफ खिंचेगा ये केह नहीं सकते। निफ्टी और बीएन ओआई डेटा दोनों को एक ही दिशा में जाने दें और फिर किसी अवसर की तलाश करें।

**Rule 2) Safe traders can wait for All Three Singals become Same color. If all Three Signals are not Same then Please Avoide Trade.**

नियम 2) सुरक्षित ट्रेडर तीनों सिग्नल के एक ही रंग में आने का इंतजार कर सकते हैं। यदि तीनों संकेत समान नहीं हैं तो कृपया व्यापार से बचें।

**Rule 3) Any upside movement should be supported by short Covering and any downside movement should be supported by Long unwinding.**

नियम 3) किसी भी ऊपर की गतिविधि को शॉर्ट कवरींग द्वारा समर्थित किया जाना चाहिए और किसी भी नकारात्मक गतिविधि को लॉन्ग अनवाइंडिंग द्वारा समर्थित किया जाना चाहिए।

**Rule 4) if Oi data is Negative (Oi data below red line) and if market already given big downside movement, then please wait till market to Go Up near VWAP and Return then Buy Put PE with SL above VWAP. (VWAP Difference below 10 is best for taking Position)**

नियम 4) यदि Oi डेटा नकारात्मक है (लाल रेखा के नीचे Oi डेटा) और यदि बाजार में पहले से ही बड़ी गिरावट है, तो कृपया VWAP के पास बाजार के ऊपर जाने तक प्रतीक्षा करें और फिर VWAP के ऊपर SL के साथ PE खरीदें। (VWAP अंतर 10 से कम स्थिति लेने के लिए सबसे अच्छा है)

**Rule 5) if Oi is Positive (Oi data above red line) and if market already given big upside movement then wait for market to come down near VWAP and go up then Buy Call CE with SL below VWAP. (VWAP Difference below 10 is best for taking Position)**

नियम 5) यदि Oi धनात्मक है (लाल रेखा के ऊपर Oi डेटा) और यदि बाजार में पहले से ही बड़ी तेजी है तो बाजार के VWAP के पास नीचे आने और ऊपर जाने की प्रतीक्षा करें, फिर VWAP के नीचे SL के साथ कॉल CE खरीदें। (VWAP अंतर 10 से कम स्थिति लेने के लिए सबसे अच्छा है)

**Rule 6) In Reversal Case, Take Trade on the Basis of Price Action and VWAP Signal because Net Oi Signal Come Latter.**

नियम 6) रिवर्सल केस में, प्राइस एक्शन और VWAP सिग्नल के आधार पर Trade लें क्योंकि नेट Oi सिग्नल बाद में आते हैं।

**Rule 7) When your target is done of 40-50 points, Close your PC/laptop and don't look back to Market and Enjoy the day. (निफ्टी बुलाती है मगर जानेका नहीं)**

नियम 7) जब आपका लक्ष्य 40-50 अंक का हो जाए, तो अपना पीसी/लैपटॉप बंद कर दें और बाजार की ओर मुड़कर न देखें और दिन का आनंद लें। (निफ्टी बुलाती है मगर जानेका नहीं)

**Rule 8) Do not try to catch every movement. Do not Overtrade.**



नियम 8) हर Movement को पकड़ने की कोशिश न करें। ओवरट्रेड न करें।



**Wish you Happy Trading Day 👍**



**आपको ट्रेडिंग दिवस की शुभकामनाएं 👍**



**- Team OiDeer**



Nifty ATM	Nifty Spot	Nifty Pre Cl	Nifty Open	Nifty High	Nifty Low	India VIX	Current Expiry	Exp High	21,590.80	108.00	Not Break	Resistanc	21500	BN ATM	BN Spot	BN Pre CL	BN Open	BN High	BN Low	India VIX	Monday		Exp High	48,418.20	341.60	Not Break	Resistanc	48000
21400	21,418.65	21456.65	21,434.80	21,482.80	21,365.35	13.90	2023-12-21	Exp Low	21,278.80	86.55	Not Break	Support	21300	47900	47,867.70	48,143.55	48,068.50	48,076.60	47,806.70	13.90			Exp Low	47,718.80	87.90	Not Break	Support	47500
Time	Call COI (Bearish ▼)	Call COI (+▲▼)	Short Covering	Put COI (Bullish ▲)	Put COI (+▲▼)	Long UW	NET Oi	+▲▼	Net Oi Signal	Price Action Signal		Nifty PCR	Nifty LTP	Time	Call COI (Bearish ▼)	Call COI (+▲▼)	Short Covering	Put COI (Bullish ▲)	Put COI (+▲▼)	Long Unwinding	NET Oi	+▲▼	Net Oi Signal	Price Action Signal		BN PCR	BN LTP	
09:16:26	80338	0		389971	0		309633	0	Bullish	Wait		4.85	21,408.60	09:16:26	-76780	0		249622	0		326492	0	Bullish	Wait		100	47,995.65	
09:21:26	141326	60988		418687	28716		277361	-32272	Bullish	Wait		2.96	21,400.95	09:21:26	38279	115149		329178	79556		290899	-35593	Bullish	Wait		8.6	47,845.75	
09:26:28	207368	66042		473130	54443		265762	-11599	Bullish	Wait		2.28	21,446.55	09:26:28	245506	207227		456419	127241		210913	-79986	Bullish	Wait		1.86	47,912.00	
09:31:29	241537	34169		513502	40372		271965	6203	Bullish	Bullish		2.13	21,466.95	09:31:29	325007	79501		552827	96408		227820	16907	Bullish	Bearish		1.7	47,969.40	
09:36:27	254870	13333		542034	28532		287164	15199	Bullish	Bullish		2.13	21,413.40	09:36:27	366947	41940		581262	28435		214315	-13505	Bullish	Bullish		1.58	47,876.80	
09:41:26	276071	21201		532067	-9967	Long UW	255996	-31168	Bullish	Bearish		1.93	21,414.60	09:41:26	435965	69018		593231	11969		157266	-57049	Bullish	Bearish		1.36	47,866.30	
09:46:26	294591	18520		531325	-742		236734	-19262	Bullish	Bearish		1.18	21,432.95	09:46:26	482304	46339		618759	25528		136455	-20811	Bullish	Bearish		1.28	47,918.30	
09:51:26	307290	12699		537180	5855		229890	-6844	Bullish	Bullish		1.75	21,434.75	09:51:26	500707	18403		634305	15546		133598	-2857	Bullish	Bullish		1.27	47,904.70	
09:56:28	313755	6465		550460	13280		236705	6815	Bullish	Bullish		1.75	21,426.35	09:56:28	550948	50241		653200	18895		102252	-31346	Bullish	Bullish		1.19	47,886.65	
10:01:27	334122	20367		554369	3909		220247	-16458	Bullish	Bullish		1.66	21,436.00	10:01:27	599580	48632		652874	-326		53294	-48958	Bullish	Bearish		1.09	47,910.00	
10:06:26	343381	9259		561789	7420		218408	-1839	Bullish	Bullish		1.64	21,455.65	10:06:26	620569	20989		665566	12692		44997	-8297	Bullish	Bullish		1.07	47,922.90	
10:11:28	347115	3734		580101	18312		232986	14578	Bullish	Bullish		1.67	21,453.65	10:11:28	658512	37943		669733	4167		11221	-33776	Bullish	Bearish		1.02	47,860.65	
10:16:26	365302	18187		594283	14182		228981	-4005	Bullish	Bullish		1.63	21,465.00	10:16:26	705353	46841		655510	-14223	Long UW	-49843	-61064	Bearish	Bullish		0.93	47,920.85	
10:21:27	374509	9207		602756	8473		228247	-734	Bullish	Bearish		1.61	21,451.90	10:21:27	731052	25699		661070	5560		-69982	-20139	Bearish	Bearish		0.9	47,904.70	
10:26:27	392413	17904		608227	5471		215814	-12433	Bullish	Bullish		1.55	21,455.90	10:26:27	724245	-6807	Short C	661903	833		-62342	7640	Bearish	Bullish		0.91	47,985.30	
10:31:26	377702	-14711	Short C	605210	-3017	Long UW	227508	11694	Bullish	Bullish		1.6	21,472.35	10:31:26	494606	-229639	Short C	745198	83295		250592	312934	Bullish	Bullish		1.51	48,044.90	
10:36:26	382848	5146		615860	10650		233012	5504	Bullish	Bullish		1.61	21,470.90	10:36:26	491508	-3098	Short C	779967	34769		288459	37867	Bullish	Bullish		1.59	48,038.85	
10:41:26	377620	-5228	Short C	616148	288		238528	5516	Bullish	Bearish		1.63	21,447.75	10:41:26	506772	15264		763647	-16320	Long UW	256875	-31584	Bullish	Bearish		1.51	47,949.55	
10:46:26	400056	22436		617080	932		217024	-21504	Bullish	Bearish		1.54	21,451.55	10:46:26	552615	45843		722359	-41288	Long UW	169744	-87131	Bullish	Bearish		1.31	47,947.10	
10:51:29	405916	5860		620809	3729		214893	-2131	Bullish	Bearish		1.53	21,461.10	10:51:29	571778	24563		722556	197		145378	-24366	Bullish	Bearish		1.25	47,986.30	
10:56:27	422829	16913		624124	3315		201295	-13598	Bullish	Bullish		1.48	21,470.85	10:56:27	614764	37586		723097	541		108333	-37045	Bullish	Bullish		1.18	47,995.75	
11:01:25	426012	3183		631925	7801		205913	4618	Bullish	Bullish		1.48	21,461.95	11:01:25	604240	-10524	Short C	750402	27305		146162	37829	Bullish	Bullish		1.24	47,989.95	
11:06:26	429400	3388		637477	5552		208077	2164	Bullish	Bullish		1.47	21,467.75	11:06:26	608929	4689		762820	12418		153891	7729	Bullish	Bullish		1.25	47,992.25	
11:11:27	435316	5916		640734	3257		205418	-2659	Bullish	Bearish		1.48	21,459.70	11:11:27	630818	21889		764882	2062		134064	-19827	Bullish	Bearish		1.21	47,972.55	
11:16:26	427711	-7605	Short C	645315	4581		217604	12186	Bullish	Bullish		1.51	21,475.55	11:16:26	628171	-2647	Short C	775656	10774		147485	13421	Bullish	Bullish		1.23	48,004.60	
11:21:26	421599	-6112	Short C	647878	2563		226279	8675	Bullish	Bullish		1.54	21,473.95	11:21:26	639068	10897		778425	2769		139357	-8128	Bullish	Bearish		1.22	47,986.60	
11:26:27	431555	9956		653684	5806		222129	-4150	Bullish	Bullish		1.51	21,468.50	11:26:27	629602	-9466	Short C	776099	-2326	Long UW	146497	7140	Bullish	Bearish		1.23	47,972.20	
11:31:26	438464	6909		658588	4904		220124	-2005	Bullish	Bearish		1.5	21,473.15	11:31:26	643930	14328		777681	1582		133751	-12746	Bullish	Bullish		1.21	48,009.15	
11:36:26	446098	7634		661939	3351		215841	-4283	Bullish	Bullish		1.48	21,474.85	11:36:26	655691	11761		783065	5384		127374	-6377	Bullish	Bullish		1.19	47,997.00	
11:41:28	446330	232		671319	9380		224989	9148	Bullish	Bullish		1.5	21,475.35	11:41:28	643274	-12417	Short C	799804	16739		156530	29156	Bullish	Bullish		1.24	48,009.25	
11:46:26	444184	-2146	Short C	669804	-1515	Long UW	225620	631	Bullish	Bearish		1.51	21,472.65	11:46:26	647862	4588		804733	4929		156871	341	Bullish	Bearish		1.24	47,987.75	
11:51:27	444334	150		672940	3136		228606	2986	Bullish	Bearish		1.51	21,471.55	11:51:27	637372	-10490	Short C	804611	-122		167239	10368	Bullish	Bearish		1.26	47,982.25	
11:56:27	448133	3799		677007	4067		228874	268	Bullish	Bearish		1.51	21,469.10	11:56:27	640771	3399		814006	9395		173235	5996	Bullish	Bearish		1.27	47,983.55	
12:01:29	457425	9292		674525	-2482	Long UW	217100	-11774	Bullish	Bearish		1.47	21,448.80	12:01:29	669282	28511		804917	-9089	Long UW	135635	-37600	Bullish	Bearish		1.2	47,949.55	
12:06:27	469799	12374		674528	3		204729	-12371	Bullish	Bearish		1.44	21,457.65	12:06:27	685692	16410		809808	4891		124116	-11519	Bullish	Bearish		1.18	47,975.25	
12:11:26	489309	19510		668575	-5953	Long UW	179266	-25463	Bullish	Bearish		1.37	21,447.05	12:11:26	694130	8438		809308	-500		115178	-8938	Bullish	Bearish		1.17	47,952.90	
12:16:24	500605	11296		668538	-37		167933	-11333	Bullish	Bullish		1.34	21,460.20	12:16:24	708468	14338		802939	-6369	Long UW	94471	-20707	Bullish	Bullish		1.13	47,981.50	
12:21:26	506296	5691		665013	-3525	Long UW	158717	-9216	Bullish	Bearish		1.31	21,451.60	12:21:26	713823	5355		800133	-2806	Long UW	86310	-8161	Bullish	Bearish		1.12	47,963.00	
12:26:27	516230	9934		668631	3618		152401	-6316	Bullish	Bullish		1.3	21,451.60	12:26:27	728724	14901		791072	-9061	Long UW	62348	-23962	Bullish	Bearish		1.09	47,946.40	
12:31:28	519359	3129		650361	-18270	Long UW	131002	-21399	Bullish	Bearish		1.25	21,434.05	12:31:28	737398	8674		778219	-12853	Long UW	40821	-21527	Bullish	Bearish		1.06	47,900.80	
12:36:26	535097	15738		647994	-2367	Long UW	112897	-18105</																				

Nifty ATM	Nifty Spot	Nifty Pre Cl	Nifty Open	Nifty High	Nifty Low	India VIX	Current Expiry	Exp High	21,590.80	108.00	Not Break	Resistanc	21500	BN ATM	BN Spot	BN Pre CL	BN Open	BN High	BN Low	India VIX	Monday		Exp High	48,418.20	341.60	Not Break	Resistanc	48000	
21400	21,418.65	21456.65	21,434.80	21,482.80	21,365.35	13.90	2023-12-21	Exp Low	21,278.80	86.55	Not Break	Support	21300	47900	47,867.70	48,143.55	48,068.50	48,076.60	47,806.70	13.90			Exp Low	47,718.80	87.90	Not Break	Support	47500	
Time	Call COI (Bearish ▼)	Call COI (+▲▼)	Short Covering	Put COI (Bullish ▲)	Put COI (+▲▼)	Long UW	NET Oi	+▲▼	Net Oi Signal	Price Action Signal			Nifty PCR	Nifty LTP	Time	Call COI (Bearish ▼)	Call COI (+▲▼)	Short Covering	Put COI (Bullish ▲)	Put COI (+▲▼)	Long Unwinding	NET Oi	+▲▼	Net Oi Signal	Price Action Signal			BN PCR	BN LTP
14:16:27	558259	-596		610999	-4918	Long UW	52740	-4322	Bullish	Bullish			1.09	21,433.75	14:16:27	835940	-10616	Short C	713208	-20627	Long UW	-122732	-10011	Bearish	Bullish			0.85	47,937.30
14:21:27	540431	-17828	Short C	607358	-3641	Long UW	66927	14187	Bullish	Bearish			1.12	21,425.85	14:21:27	830607	-5333	Short C	708260	-4948	Long UW	-122347	385	Bearish	Bearish			0.85	47,926.05
14:26:28	534856	-5575	Short C	606077	-1281	Long UW	71221	4294	Bullish	Bullish			1.13	21,434.80	14:26:28	832944	2337		701942	-6318	Long UW	-131002	-8655	Bearish	Bullish			0.84	47,941.60
14:31:26	520131	-14725	Short C	611204	5127		91073	19852	Bullish	Bullish			1.18	21,444.85	14:31:26	806478	-26466	Short C	711580	9638		-94898	36104	Bearish	Bullish			0.88	47,937.95
14:36:27	516697	-3434	Short C	612149	945		95452	4379	Bullish	Bullish			1.18	21,450.20	14:36:27	789957	-16521	Short C	712179	599		-77778	17120	Bearish	Bullish			0.9	47,968.15
14:41:26	511309	-5388	Short C	610970	-1179	Long UW	99661	4209	Bullish	Bullish			1.19	21,438.55	14:41:26	793852	3895		712304	125		-81548	-3770	Bearish	Bearish			0.9	47,910.95
14:46:26	508820	-2489	Short C	600090	-10880	Long UW	91270	-8391	Bullish	Bearish			1.18	21,420.30	14:46:26	782486	-11366	Short C	674573	-37731	Long UW	-107913	-26365	Bearish	Bearish			0.86	47,863.85
14:51:28	504277	-4543	Short C	596101	-3989	Long UW	91824	554	Bullish	Bearish			1.18	21,429.70	14:51:28	802080	19594		664600	-9973	Long UW	-137480	-29567	Bearish	Bearish			0.83	47,927.60
14:56:28	509216	4939		596172	71		86956	-4868	Bullish	Bearish			1.17	21,422.65	14:56:28	789147	-12933	Short C	651588	-13012	Long UW	-137559	-79	Bearish	Bearish			0.83	47,866.95
15:01:27	507931	-1285	Short C	590668	-5504	Long UW	82737	-4219	Bullish	Bullish			1.16	21,427.40	15:01:27	768319	-20828	Short C	631714	-19874	Long UW	-136605	954	Bearish	Bullish			0.82	47,873.60
15:06:27	497253	-10678	Short C	583597	-7071	Long UW	86344	3607	Bullish	Bearish			1.17	21,426.75	15:06:27	745692	-22627	Short C	613817	-17897	Long UW	-131875	4730	Bearish	Bearish			0.82	47,898.10
15:11:27	487181	-10072	Short C	559464	-24133	Long UW	72283	-14061	Bullish	Bullish			1.15	21,431.50	15:11:27	732875	-12817	Short C	572836	-40981	Long UW	-160039	-28164	Bearish	Bullish			0.78	47,878.35
15:16:27	468607	-18574	Short C	533819	-25645	Long UW	65212	-7071	Bullish	Bearish			1.14	21,415.95	15:16:27	725367	-7508	Short C	517944	-54892	Long UW	-207423	-47384	Bearish	Bearish			0.71	47,847.05
15:21:27	453875	-14732	Short C	515052	-18767	Long UW	61177	-4035	Bullish	Bearish			1.13	21,417.45	15:21:27	662247	-63120	Short C	446039	-71905	Long UW	-216208	-8785	Bearish	Bearish			0.67	47,879.15
15:26:28	427940	-25935	Short C	477874	-37178	Long UW	49934	-11243	Bullish	Bearish			1.12	21,407.55	15:26:28	622790	-39457	Short C	404918	-41121	Long UW	-217872	-1664	Bearish	Bearish			0.65	47,812.25

Nifty ATM	Nifty Spot	Nifty Pre Cl	Nifty Open	Nifty High	Nifty Low	India VIX	Current Expiry	Exp High	21,590.80	108.00	Not Break	Resistanc	21500	BN ATM	BN Spot	BN Pre CL	BN Open	BN High	BN Low	India VIX	Monday		Exp High	48,418.20	341.60	Not Break	Resistanc	48000
21400	21,418.65	21456.65	21,434.80	21,482.80	21,365.35	13.90	2023-12-21	Exp Low	21,278.80	86.55	Not Break	Support	21300	47900	47,867.70	48,143.55	48,068.50	48,076.60	47,806.70	13.90			Exp Low	47,718.80	87.90	Not Break	Support	47500
Time	Call COI (Bearish ▼)	Call COI (+▲▼)	Short Covering	Put COI (Bullish ▲)	Put COI (+▲▼)	Long UW	NET Oi	+▲▼	Net Oi Signal	Price Action Signal		Nifty PCR	Nifty LTP	Time	Call COI (Bearish ▼)	Call COI (+▲▼)	Short Covering	Put COI (Bullish ▲)	Put COI (+▲▼)	Long Unwinding	NET Oi	+▲▼	Net Oi Signal	Price Action Signal		BN PCR	BN LTP	
09:22:56	162464	0		450599	0		288135	0	Bullish	Wait		2.77	21,399.60	09:22:56	155094	0		401618	0		246524	0	Bullish	Wait		2.59	47,849.70	
09:32:59	242904	80440		533410	82811		290506	2371	Bullish	Bullish		2.2	21,439.95	09:32:59	332696	177602		549972	148354		217276	-29248	Bullish	Bullish		1.65	47,937.65	
09:42:56	285604	42700		528572	-4838	Long UW	242968	-47538	Bullish	Bearish		1.85	21,418.25	09:42:56	472760	140064		596399	46427		123639	-93637	Bullish	Bearish		1.26	47,882.10	
09:52:56	307246	21625		543397	14825		236151	-6817	Bullish	Bullish		1.77	21,435.45	09:52:56	519808	47048		645951	49552		126143	2504	Bullish	Bearish		1.24	47,881.45	
10:02:56	334122	26876		554369	10972		220247	-15904	Bullish	Bullish		1.66	21,454.95	10:02:56	599580	79772		652885	6934		53305	-72838	Bullish	Bullish		1.09	47,923.50	
10:12:56	357516	23394		587210	32841		229694	9447	Bullish	Bullish		1.64	21,457.40	10:12:56	689069	89489		638444	-14441	Long UW	-50625	-103930	Bearish	Bearish		0.93	47,897.15	
10:22:56	382046	24530		606581	19371		224535	-5159	Bullish	Bearish		1.59	21,450.15	10:22:56	745869	56800		669700	31256		-76169	-25544	Bearish	Bullish		0.9	47,929.90	
10:32:57	377702	-4344	Short C	605210	-1371	Long UW	227508	2973	Bullish	Bullish		1.6	21,476.65	10:32:57	494606	-251263	Short C	745198	75498		250592	326761	Bullish	Bullish		1.51	48,048.10	
10:42:56	390626	12924		614996	9786		224370	-3138	Bullish	Bearish		1.57	21,454.95	10:42:56	527485	32879		726276	-18922	Long UW	198791	-51801	Bullish	Bearish		1.38	47,947.55	
10:52:56	413682	23056		619355	4359		205673	-18697	Bullish	Bullish		1.5	21,461.70	10:52:56	598672	71187		714055	-12221	Long UW	115383	-83408	Bullish	Bullish		1.19	47,988.95	
11:02:56	426012	12330		631925	12570		205913	240	Bullish	Bullish		1.48	21,468.80	11:02:56	604240	5568		750402	36347		146162	30779	Bullish	Bearish		1.24	47,985.25	
11:12:56	431314	5302		641889	9964		210575	4662	Bullish	Bullish		1.49	21,470.15	11:12:56	620387	16147		771737	21335		151350	5188	Bullish	Bullish		1.24	48,001.10	
11:22:56	427107	-4207	Short C	650247	8358		223140	12565	Bullish	Bearish		1.52	21,468.70	11:22:56	643081	22694		782256	10519		139175	-12175	Bullish	Bearish		1.22	47,983.95	
11:32:56	438464	11357		658618	8371		220154	-2986	Bullish	Bullish		1.5	21,472.30	11:32:56	643930	849		777642	-4614	Long UW	133712	-5463	Bullish	Bullish		1.21	47,991.05	
11:42:56	444184	5720		671319	12701		227135	6981	Bullish	Bullish		1.51	21,477.25	11:42:56	641732	-2198	Short C	803428	25786		161696	27984	Bullish	Bullish		1.25	48,009.20	
11:52:57	446434	2250		676135	4816		229701	2566	Bullish	Bearish		1.51	21,470.60	11:52:57	641111	-621		810167	6739		169056	7360	Bullish	Bearish		1.26	47,985.45	
12:02:56	457425	10991		674525	-1610	Long UW	217100	-12601	Bullish	Bearish		1.47	21,452.35	12:02:56	669282	28171		804912	-5255	Long UW	135630	-33426	Bullish	Bearish		1.2	47,962.50	
12:12:57	496096	38671		669958	-4567	Long UW	173862	-43238	Bullish	Bearish		1.35	21,451.75	12:12:57	705394	36112		808232	3320		102838	-32792	Bullish	Bearish		1.15	47,952.15	
12:22:57	512458	16362		669286	-672		156828	-17034	Bullish	Bearish		1.31	21,451.40	12:22:57	727099	21705		798961	-9271	Long UW	71862	-30976	Bullish	Bearish		1.1	47,945.10	
12:32:56	519359	6901		650361	-18925	Long UW	131002	-25826	Bullish	Bearish		1.25	21,435.20	12:32:56	737398	10299		778219	-20742	Long UW	40821	-31041	Bullish	Bearish		1.06	47,908.60	
12:42:56	551217	31858		647949	-2412	Long UW	96732	-34270	Bullish	Bullish		1.18	21,446.15	12:42:56	776433	39035		787595	9376		11162	-29659	Bullish	Bullish		1.01	47,942.10	
12:52:56	549878	-1339	Short C	647267	-682		97989	657	Bullish	Bearish		1.18	21,437.40	12:52:56	782831	6398		788224	629		5393	-5769	Bullish	Bearish		1.01	47,939.20	
13:02:56	546783	-3095	Short C	653871	6604		107088	9699	Bullish	Bearish		1.2	21,429.65	13:02:56	783620	789		803458	15234		19838	14445	Bullish	Bearish		1.03	47,915.20	
13:12:56	555975	9192		656811	2940		100836	-6252	Bullish	Bearish		1.18	21,415.85	13:12:56	819771	36151		742819	-60639	Long UW	-76952	-96790	Bearish	Bearish		0.91	47,873.50	
13:22:57	568644	12669		638623	-18188	Long UW	69979	-30857	Bullish	Bullish		1.12	21,423.45	13:22:57	871574	51803		736392	-6427	Long UW	-135182	-58230	Bearish	Bullish		0.84	47,896.85	
13:32:59	556302	-12342	Short C	625385	-13238	Long UW	69083	-896	Bullish	Bullish		1.12	21,429.35	13:32:59	854313	-17261	Short C	724698	-11694	Long UW	-129615	5567	Bearish	Bullish		0.85	47,938.50	
13:42:56	563390	7088		629597	4212		66207	-2876	Bullish	Bearish		1.12	21,422.95	13:42:56	851743	-2570	Short C	727638	2940		-124105	5510	Bearish	Bearish		0.85	47,900.70	
13:52:57	556895	-6495	Short C	627664	-1933	Long UW	70769	4562	Bullish	Bearish		1.13	21,420.75	13:52:57	871419	19676		717463	-10175	Long UW	-153956	-29851	Bearish	Bullish		0.82	47,917.75	
14:02:57	562116	5221		624428	-3236	Long UW	62312	-8457	Bullish	Bullish		1.11	21,429.00	14:02:57	877663	6244		728450	10987		-149213	4743	Bearish	Bullish		0.83	47,940.15	
14:12:56	558259	-3857	Short C	615917	-8511	Long UW	57658	-4654	Bullish	Bearish		1.1	21,422.70	14:12:56	846556	-31107	Short C	731722	3272		-114834	34379	Bearish	Bearish		0.86	47,911.35	
14:22:56	534638	-23621	Short C	605989	-9928	Long UW	71351	13693	Bullish	Bullish		1.13	21,427.80	14:22:56	823626	-22930	Short C	700607	-31115	Long UW	-123019	-8185	Bearish	Bullish		0.85	47,931.55	
14:32:58	520131	-14507	Short C	611366	5377		91235	19884	Bullish	Bullish		1.18	21,444.25	14:32:58	806487	-17139	Short C	711635	11028		-94852	28167	Bearish	Bullish		0.88	47,943.30	
14:42:57	511309	-8822	Short C	610970	-396		99661	8426	Bullish	Bearish		1.19	21,439.45	14:42:57	793852	-12635	Short C	712304	669		-81548	13304	Bearish	Bearish		0.9	47,916.95	
14:52:56	514570	3261		593301	-17669	Long UW	78731	-20930	Bullish	Bearish		1.15	21,427.70	14:52:56	805259	11407		642810	-69494	Long UW	-162449	-80901	Bearish	Bullish		0.8	47,917.75	
15:02:58	504139	-10431	Short C	584724	-8577	Long UW	80585	1854	Bullish	Bearish		1.16	21,421.50	15:02:58	756360	-48899	Short C	631704	-11106	Long UW	-124656	37793	Bearish	Bearish		0.84	47,837.45	
15:12:55	487181	-16958	Short C	559464	-25260	Long UW	72283	-8302	Bullish	Bullish		1.15	21,422.85	15:12:55	725367	-30993	Short C	572833	-58871	Long UW	-152534	-27878	Bearish	Bullish		0.79	47,843.45	
15:22:56	445599	-41582	Short C	498346	-61118	Long UW	52747	-19536	Bullish	Bearish		1.12	21,406.50	15:22:56	648942	-76425	Short C	440505	-132328	Long UW	-208437	-55903	Bearish	Bearish		0.68	47,826.50	

Nifty ATM	Nifty Spot	Nifty Pre Cl	Nifty Open	Nifty High	Nifty Low	India VIX	Current Expiry	Exp High	21,590.80	108.00	Not Break	Resistanc	21500	BN ATM	BN Spot	BN Pre CL	BN Open	BN High	BN Low	India VIX	Monday		Exp High	48,418.20	341.60	Not Break	Resistanc	48000
21400	21,418.65	21456.65	21,434.80	21,482.80	21,365.35	13.90	2023-12-21	Exp Low	21,278.80	86.55	Not Break	Support	21300	47900	47,867.70	48,143.55	48,068.50	48,076.60	47,806.70	13.90			Exp Low	47,718.80	87.90	Not Break	Support	47500
Time	Call COI (Bearish ▼)	Call COI (+▲▼)	Short Covering	Put COI (Bullish ▲)	Put COI (+▲-▼)	Long UW	NET Oi	+▲▼	Net Oi Signal	Price Action Signal		Nifty PCR	Nifty LTP	Time	Call COI (Bearish ▼)	Call COI (+▲▼)	Short Covering	Put COI (Bullish ▲)	Put COI (+▲-▼)	Long Unwinding	NET Oi	+▲▼	Net Oi Signal	Price Action Signal		BN PCR	BN LTP	
09:23:13	162464	0		450599	0		288135	0	Bullish	Wait		2.77	21,399.60	09:23:13	155094	0		401618	0		246524	0	Bullish	Wait		2.59	47,849.70	
09:38:15	260477	98013		529209	78610		268732	-19403	Bullish	Bullish		2.03	21,432.05	09:38:15	391875	236781		584333	182715		192458	-54066	Bullish	Bullish		1.49	47,899.15	
09:53:12	307246	46769		543397	14188		236151	-32581	Bullish	Bullish		1.77	21,435.45	09:53:12	519808	127933		645951	61618		126143	-66315	Bullish	Bearish		1.24	47,881.45	
10:08:14	342274	35028		574765	31368		232491	-3660	Bullish	Bullish		1.68	21,451.00	10:08:14	639072	119264		670679	24728		31607	-94536	Bullish	Bullish		1.05	47,902.20	
10:23:14	382046	39772		606581	31816		224535	-7956	Bullish	Bearish		1.59	21,450.15	10:23:14	745869	106797		669700	-979		-76169	-107776	Bearish	Bullish		0.9	47,929.90	
10:38:14	381713	-333		622337	15756		240624	16089	Bullish	Bullish		1.63	21,461.95	10:38:14	514188	-231681	Short C	791098	121398		276910	353079	Bullish	Bullish		1.54	47,991.40	
10:53:14	413682	31969		619355	-2982	Long UW	205673	-34951	Bullish	Bearish		1.5	21,461.70	10:53:14	598672	84484		714055	-77043	Long UW	115383	-161527	Bullish	Bearish		1.19	47,988.95	
11:08:13	432206	18524		640820	21465		208614	2941	Bullish	Bullish		1.48	21,463.90	11:08:13	612797	14125		763212	49157		150415	35032	Bullish	Bullish		1.25	47,993.15	
11:23:13	427107	-5099	Short C	650247	9427		223140	14526	Bullish	Bullish		1.52	21,468.70	11:23:13	643081	30284		782256	19044		139175	-11240	Bullish	Bearish		1.22	47,983.95	
11:38:12	449292	22185		666069	15822		216777	-6363	Bullish	Bullish		1.48	21,474.75	11:38:12	652580	9499		788449	6193		135869	-3306	Bullish	Bullish		1.21	48,004.60	
11:53:12	446434	-2858	Short C	676135	10066		229701	12924	Bullish	Bearish		1.51	21,470.60	11:53:12	641111	-11469	Short C	810167	21718		169056	33187	Bullish	Bearish		1.26	47,985.45	
12:08:12	476397	29963		672515	-3620	Long UW	196118	-33583	Bullish	Bearish		1.41	21,457.40	12:08:12	686278	45167		809238	-929		122960	-46096	Bullish	Bearish		1.18	47,971.65	
12:23:13	512458	36061		669286	-3229	Long UW	156828	-39290	Bullish	Bearish		1.31	21,451.40	12:23:13	727099	40821		798961	-10277	Long UW	71862	-51098	Bullish	Bearish		1.1	47,945.10	
12:38:13	540015	27557		648161	-21125	Long UW	108146	-48682	Bullish	Bearish		1.2	21,442.25	12:38:13	767705	40606		778805	-20156	Long UW	11100	-60762	Bullish	Bearish		1.01	47,931.35	
12:53:11	549878	9863		647267	-894		97389	-10757	Bullish	Bearish		1.18	21,437.40	12:53:11	782831	15126		788224	9419		5393	-5707	Bullish	Bullish		1.01	47,939.20	
13:08:13	549187	-691		660313	13046		111126	13737	Bullish	Bearish		1.2	21,421.10	13:08:13	796723	13892		790069	1845		-6654	-12047	Bearish	Bearish		0.99	47,896.50	
13:23:12	568644	19457		638623	-21690	Long UW	69979	-41147	Bullish	Bullish		1.12	21,423.45	13:23:12	871574	74851		736392	-53677	Long UW	-135182	-128528	Bearish	Bullish		0.84	47,896.85	
13:38:12	560574	-8070	Short C	622542	-16081	Long UW	61968	-8011	Bullish	Bearish		1.11	21,420.80	13:38:12	837809	-33765	Short C	730140	-6252	Long UW	-107669	27513	Bearish	Bullish		0.87	47,916.05	
13:53:12	556895	-3679	Short C	627664	5122		70769	8801	Bullish	Bearish		1.13	21,420.75	13:53:12	871419	33610		717463	-12677	Long UW	-153956	-46287	Bearish	Bullish		0.82	47,917.75	
14:08:12	558147	1252		614997	-12667	Long UW	56850	-13919	Bullish	Bullish		1.1	21,431.35	14:08:12	855631	-15788	Short C	733750	16287		-121881	32075	Bearish	Bullish		0.86	47,935.60	
14:23:15	534638	-23509	Short C	605989	-9008	Long UW	71351	14501	Bullish	Bearish		1.13	21,427.80	14:23:15	823626	-32005	Short C	700607	-33143	Long UW	-123019	-1138	Bearish	Bearish		0.85	47,931.55	
14:38:12	512001	-22637	Short C	613151	7162		101150	29799	Bullish	Bullish		1.2	21,449.75	14:38:12	793323	-30303	Short C	715106	14499		-78217	44802	Bearish	Bullish		0.9	47,951.25	
14:53:13	514570	2569		593301	-19850	Long UW	78731	-22419	Bullish	Bearish		1.15	21,427.70	14:53:13	805259	11936		642810	-72296	Long UW	-162449	-84232	Bearish	Bearish		0.8	47,917.75	
15:08:12	499193	-15377	Short C	568171	-25130	Long UW	68978	-9753	Bullish	Bullish		1.14	21,429.85	15:08:12	752917	-52342	Short C	589531	-53279	Long UW	-163386	-937	Bearish	Bearish		0.78	47,916.25	
15:23:14	445599	-53594	Short C	498346	-69825	Long UW	52747	-16231	Bullish	Bearish		1.12	21,406.50	15:23:14	648942	-103975	Short C	440505	-149026	Long UW	-208437	-45051	Bearish	Bearish		0.68	47,826.50	

Bank Nifty Component						Nifty Component					
Sr No	Name	LTP	Prev Cl	Change	Gainer	Sr No	Name	LTP	Prev Cl	Change	Gainer
1	HDFC Bank	1,655.70	1,656.55	-0.85	1	1	RELIANCE	2520.15	2495.60	24.55	20
2	ICICI Bank	1,021.45	1,037.40	-15.95	Looser	2	HDFCBANK	1655.95	1656.55	-0.60	Looser
3	SBI	648.50	648.25	0.25	11	3	INFY	1563.65	1578.40	-14.75	31
4	Kotak Mahindra Bank	1,846.95	1,850.60	-3.65		4	ICICIBANK	1020.55	1037.40	-16.85	
5	Axis Bank	1,111.35	1,120.35	-9.00		5	TCS	3858.25	3861.00	-2.75	
6	IndusInd Bank	1,556.35	1,570.80	-14.45		6	KOTAKBANK	1845.60	1850.60	-5.00	
7	Bank of Baroda Ltd	224.30	224.70	-0.40		7	HINDUNILVR	2533.05	2522.90	10.15	
8	AU Small Finance Bank	747.50	758.30	-10.80		8	AXISBANK	1111.35	1120.35	-9.00	
9	Federal Bank	156.45	157.05	-0.60		9	LT	3491.85	3488.00	3.85	
10	IDFC First Bank	89.75	90.00	-0.25		10	ITC	451.50	458.20	-6.70	
11	Bandhan Bank	253.45	253.80	-0.35		11	SBIN	649.05	648.25	0.80	
12	Punjab National Bank	91.20	91.25	-0.05		12	BAJFINANCE	7584.55	7515.05	69.50	
						13	ASIANPAINT	3332.00	3313.90	18.10	
						14	BHARTIARTL	990.00	992.55	-2.55	
						15	HCLTECH	1504.95	1491.30	13.65	
						16	MARUTI	10327.20	10286.40	40.80	
						17	TATASTEEL	136.80	136.45	0.35	
						18	WIPRO	445.25	446.55	-1.30	
						19	ULTRACEMCO	9970.00	10029.45	-59.45	
						20	M&M	1709.40	1724.95	-15.55	
						21	BAJAJFINSV	1726.30	1733.15	-6.85	
						22	SUNPHARMA	1253.55	1235.75	17.80	
						23	TITAN	3619.30	3600.55	18.75	
						24	TECHM	1291.55	1306.10	-14.55	
						25	DRREDDY	5591.00	5589.45	1.55	
						26	JSWSTEEL	854.55	867.20	-12.65	
						27	NESTLEIND	24356.90	24366.40	-9.50	
						28	INDUSINDBK	1556.65	1570.80	-14.15	
						29	TATAMOTORS	731.05	732.40	-1.35	
						30	POWERGRID	231.75	237.35	-5.60	
						31	GRASIM	2109.85	2127.70	-17.85	
						32	HDFCLIFE	672.35	673.10	-0.75	
						33	DIVISLAB	3711.25	3697.05	14.20	
<b>Common Stocks &amp; its Weightage in Nifty50 &amp; Bank Nifty</b>											
	<b>Sr no</b>	<b>Common Stocks</b>	<b>Nifty50</b>	<b>Bank Nifty</b>							
	1	HDFCBANK	8.87	26.30							
	2	ICICIBANK	8.00	24.67							
	3	AXISBANK	2.29	12.18							
	4	SBIN	2.66	11.03							
	5	KOTAKBANK	3.91	10.63							
	6	INDUSINDBK	0.80	5.44							
			<b>26.53</b>	<b>90.25</b>							
<b>Fin Nifty Component</b>											
Sr No	Name	LTP	Prev Cl	Change	Gainer						
1	IEX	153.00	151.00	2.00	8						
2	SBICARD	779.80	776.35	3.45	Looser						
3	ICICIGI	1,448.50	1,451.65	-3.15	12						
4	LICHSGFIN	531.05	540.45	-9.40							
5	BAJFINANCE	7,584.55	7,515.05	69.50							
6	SBILIFE	1,446.35	1,452.50	-6.15							
7	AXISBANK	1,111.35	1,120.35	-9.00							

8	BAJAJFINSV	1,726.30	1,733.15	-6.85			34	NTPC	303.25	305.10	-1.85
9	SBIN	649.05	648.25	0.80			35	HINDALCO	566.60	557.25	9.35
10	ICICIBANK	1,020.55	1,037.40	-16.85			36	BAJAJ-AUTO	6467.05	6275.20	191.85
11	MUTHOOTFIN	1,482.15	1,488.00	-5.85			37	ADANI PORTS	1096.20	1078.55	17.65
12	KOTAKBANK	1,845.60	1,850.60	-5.00			38	CIPLA	1216.55	1207.10	9.45
13	CHOLAFIN	1,247.05	1,243.80	3.25			39	TATA CONSUM	950.10	954.70	-4.60
14	HDFCBANK	1,655.95	1,656.55	-0.60			40	SBILIFE	1446.35	1452.50	-6.15
15	RECLTD	435.45	431.85	3.60			41	BPCL	447.40	449.00	-1.60
16	HDFCLIFE	672.35	673.10	-0.75			42	UPL	606.85	610.85	-4.00
17	ICICIPRULI	521.25	519.20	2.05			43	BRITANNIA	4878.25	4913.90	-35.65
18	SHRIRAMFIN	2,049.20	2,077.70	-28.50			44	ONGC	199.00	201.05	-2.05
19	PFC	412.50	412.30	0.20			45	EICHERMOT	4087.30	4059.90	27.40
20	HDFCAMC	3,024.20	3,024.70	-0.50			46	HEROMOTOCO	3887.90	3896.55	-8.65
							47	ADANI ENT	2981.10	2991.80	-10.70
							48	COALINDIA	347.70	350.00	-2.30
							49	APOLLOHOSP	5497.00	5551.20	-54.20
							50	LTIM	6130.20	6129.30	0.90

Sectors	Per % Change	Ranking			1 - Pharma		2 - Metal		3 - Media		4 - Consumer Durables	
Pharma	21.11%	1	Rank	Stock Name	LTP	Stock Name	LTP	Stock Name	LTP	Stock Name	LTP	
Metal	17.00%	2	1	ZYDUSLIFE	680.8 (34.9)	HINDCOPPER	197.15 (9.75)	HATHWAY	21.5 (1.15)	RAJESHEXPO	388.25 (22.15)	
Media	10.61%	3	2	LAURUSLABS	399.4 (13.7)	NATIONALUM	115.45 (4.75)	NAZARA	888.5 (22.85)	CROMPTON	293.9 (5.05)	
Consumer Durables	6.26%	4	3	GRANULES	402.05 (13.35)	SAIL	115.85 (4.4)	DISHTV	21.4 (0.55)	BATAINDIA	1668 (21.35)	
Automobile	3.68%	5	4	TORNTPHARM	2141.95 (48.6)	JSL	562.95 (19.05)	ZEEL	280.35 (2.75)	VOLTAS	869.7 (9.85)	
Oil & Gas	-0.32%	6	5	GLAND	1839.9 (28)	HINDALCO	566.6 (9.35)	TV18BRDCST	49.85 (0.2)	HAVELLS	1345.1 (12.7)	
IT	-0.58%	7	6	SUNPHARMA	1253.55 (17.8)	JINDALSTEL	735.05 (10.65)	NETWORK18	86.15 (0.25)	ORIENTELEC	218 (1.15)	
Realty	-0.93%	8	7	LUPIN	1260.45 (14.35)	VEDL	260.8 (3.6)	INOXLEISUR	0 (0)	TITAN	3619.3 (18.75)	
FMCG	-3.22%	9	8	BIOCON	254.4 (2.7)	MOIL	310.7 (1.35)	INOXLEISUR	0 (0)	TTKPRESTIG	749.5 (-1.5)	
Banking	-5.12%	10	9	PFIZER	4240 (40.35)	TATASTEEL	136.8 (0.35)	SUNTV	692.4 (-3.3)	RELAXO	909.2 (-1.95)	
Company Name	Sector	Symbol	O=H (Bearish)	O=L (Bullish)	LTP	Change	Per % Change	Prev Cl	Open	High	Low	
AU Small Finance Bank Ltd.	Banking	AUBANK	O=H		749.35	-8.95	-1.18%	758.3	758.25	758.25	743	
Axis Bank Ltd.	Banking	AXISBANK			1111.35	-9	-0.80%	1120.35	1119.7	1120	1107.2	
Bandhan Bank Ltd.	Banking	BANDHANBNK			253.55	-0.25	-0.10%	253.8	252.55	256.1	250	
Bank of Baroda	Banking	BANKBARODA			224.55	-0.15	-0.07%	224.7	224.45	227.55	222.9	
Federal Bank Ltd.	Banking	FEDERALBNK			156.65	-0.4	-0.25%	157.05	157.1	157.7	154.7	
HDFC Bank Ltd.	Banking	HDFCBANK			1655.95	-0.6	-0.04%	1656.55	1660.7	1664.7	1650.95	
ICICI Bank Ltd.	Banking	ICICIBANK	O=H		1020.55	-16.85	-1.62%	1037.4	1029.95	1029.95	1018	
IDFC First Bank Ltd.	Banking	IDFCFIRSTB			89.75	-0.25	-0.28%	90	90.45	90.7	89.55	
IndusInd Bank Ltd.	Banking	INDUSINDBK	O=H		1556.65	-14.15	-0.90%	1570.8	1570	1570	1552.9	
Kotak Mahindra Bank Ltd.	Banking	KOTAKBANK			1845.6	-5	-0.27%	1850.6	1845.2	1855.9	1840	
Punjab National Bank	Banking	PNB			91.5	0.25	0.27%	91.25	91.2	92.2	90.4	
State Bank of India	Banking	SBIN			649.05	0.8	0.12%	648.25	646.65	655.65	642.4	
Ashok Leyland Ltd.	Automobile	ASHOKLEY			175.25	0.95	0.55%	174.3	174.3	175.85	173.5	
Bajaj Auto Ltd.	Automobile	BAJAJ-AUTO			6467.05	191.85	3.06%	6275.2	6275.2	6486.75	6262.15	
Balkrishna Industries Ltd.	Automobile	BALKRISIND			2529.35	-41.85	-1.63%	2571.2	2574.8	2577.15	2523.7	
Bharat Forge Ltd.	Automobile	BHARATFORG			1206.35	9.65	0.81%	1196.7	1197.6	1213.35	1181	
Bosch Ltd.	Automobile	BOSCHLTD			21950.15	242	1.11%	21708.15	21752.15	22011.4	21715	
Eicher Motors Ltd.	Automobile	EICHERMOT			4087.3	27.4	0.67%	4059.9	4076	4165	4070.8	
Hero MotoCorp Ltd.	Automobile	HEROMOTOCO			3887.9	-8.65	-0.22%	3896.55	3900	3948.6	3885.2	
MRF Ltd.	Automobile	MRF			119489.95	-594.1	-0.49%	120084.05	120086	120277	119336.85	
Mahindra & Mahindra Ltd.	Automobile	M&M			1709.4	-15.55	-0.90%	1724.95	1720	1731.85	1698.75	
Maruti Suzuki India Ltd.	Automobile	MARUTI			10327.2	40.8	0.40%	10286.4	10295	10329.95	10226.2	
Samvardhana Motherson International Ltd.	Automobile	MOTHERSON			97.9	-0.35	-0.36%	98.25	98.6	99.35	97.5	
Sona BLW Precision Forgings Ltd.	Automobile	SONACOMS			561.55	8.75	1.58%	552.8	556.5	570.8	552.95	
TVS Motor Company Ltd.	Automobile	TVSMOTOR			1999.9	-18.65	-0.92%	2018.55	2024	2035.3	1996.55	
Tata Motors Ltd.	Automobile	TATAMOTORS			731.05	-1.35	-0.18%	732.4	732.9	734.75	728.1	
Tube Investments of India Ltd.	Automobile	TIINDIA			3664.15	7.6	0.21%	3656.55	3657	3711.7	3605.15	
Britannia Industries Ltd.	FMCG	BRITANNIA			4878.25	-35.65	-0.73%	4913.9	4913.85	4925.5	4837.05	
Colgate Palmolive (India) Ltd.	FMCG	COLPAL			2361.3	-24.4	-1.02%	2385.7	2381.7	2399.9	2358.6	
Dabur India Ltd.	FMCG	DABUR			540.05	0.35	0.06%	539.7	539.7	542.75	537.3	
Emami Ltd.	FMCG	EMAMILTD	O=H		495.05	-3.4	-0.68%	498.45	500.8	500.8	494.05	
Godrej Consumer Products Ltd.	FMCG	GODREJCP			1030.4	-11.75	-1.13%	1042.15	1042	1050.6	1029.95	
Hindustan Unilever Ltd.	FMCG	HINDUNILVR			2533.05	10.15	0.40%	2522.9	2520.15	2544.5	2515	
ITC Ltd.	FMCG	ITC			451.5	-6.7	-1.46%	458.2	455	456	450.35	

Marico Ltd.	FMCG	MARICO		540	4.8	0.90%	535.2	535	542.4	531.2
Nestle India Ltd.	FMCG	NESTLEIND		24356.9	-9.5	-0.04%	24366.4	24450	24580.6	24310
Procter & Gamble Hygiene & Health Care Lt	FMCG	PGHH		17333.15	-145.8	-0.83%	17478.95	17500	17532.1	17312.95
Radico Khaitan Ltd	FMCG	RADICO		1560	-51.4	-3.19%	1611.4	1622	1629.95	1554
Tata Consumer Products Ltd.	FMCG	TATACONSUM		950.1	-4.6	-0.48%	954.7	956	958.2	948.65
United Breweries Ltd.	FMCG	UBL		1705.35	-12.75	-0.74%	1718.1	1718.5	1724.1	1698.35
United Spirits Ltd.	FMCG	MCDOWELL-N		1103.95	20.7	1.91%	1083.25	1079.3	1115.75	1061.3
Varun Beverages Ltd.	FMCG	VBL		1140.9	41.9	3.81%	1099	1099	1141	1094.05
Coforge Ltd.	IT	COFORGE		6440.1	0.25	0.00%	6439.85	6430	6478.1	6331.05
HCL Technologies Ltd.	IT	HCLTECH		1504.95	13.65	0.92%	1491.3	1489.85	1509.9	1481
Infosys Ltd.	IT	INFY		1563.65	-14.75	-0.93%	1578.4	1567.95	1593	1560.3
L&T Technology Services Ltd.	IT	LTTS		5321.4	57.95	1.10%	5263.45	5280	5367	5223.25
LTIMindtree Ltd.	IT	LTIM		6130.2	0.9	0.01%	6129.3	6140	6204.9	6074.05
Mphasis Ltd.	IT	MPHASIS		2682.1	23.2	0.87%	2658.9	2658.9	2719.95	2605.75
Persistent Systems Ltd.	IT	PERSISTENT		7146.75	-78.1	-1.08%	7224.85	7224.85	7246.45	7075.7
Tata Consultancy Services Ltd.	IT	TCS		3858.25	-2.75	-0.07%	3861	3858.1	3929	3830.15
Tech Mahindra Ltd.	IT	TECHM		1291.55	-14.55	-1.11%	1306.1	1305	1333.05	1288.5
Wipro Ltd.	IT	WIPRO		445.25	-1.3	-0.29%	446.55	446	453.5	442
Dish TV India Ltd.	Media	DISHTV		21.4	0.55	2.64%	20.85	20.8	21.55	20.35
Hathway Cable & Datacom Ltd.	Media	HATHWAY		21.5	1.15	5.65%	20.35	20.5	21.6	20.2
Inox Leisure Ltd.	Media	INOXLEISUR	O=H	O=L	0	0	0	0	0	0
Navneet Education Ltd.	Media	NAVNETEDUL		144.85	-2.25	-1.53%	147.1	148	148.55	144.3
Nazara Technologies Ltd.	Media	NAZARA		888.5	22.85	2.64%	865.65	867.35	899	857.05
Network18 Media & Investments Ltd.	Media	NETWORK18		86.15	0.25	0.29%	85.9	86.2	87.7	85.8
PVR Ltd.	Media	PVR	O=H	O=L	0	0	0	0	0	0
Sun TV Network Ltd.	Media	SUNTV		692.4	-3.3	-0.47%	695.7	695.7	700	687.7
TV18 Broadcast Ltd.	Media	TV18BRDCST		49.85	0.2	0.40%	49.65	49.8	50.65	49.5
Zee Entertainment Enterprises Ltd.	Media	ZEEL		280.35	2.75	0.99%	277.6	270.85	282	266
APL Apollo Tubes Ltd.	Metal	APLAPOLLO		1610	-5.85	-0.36%	1615.85	1613	1626	1600.25
Adani Enterprises Ltd.	Metal	ADANIEN		2981.1	-10.7	-0.36%	2991.8	2993.95	3027.75	2961.1
Hindalco Industries Ltd.	Metal	HINDALCO		566.6	9.35	1.68%	557.25	557	567.4	551.5
Hindustan Copper Ltd.	Metal	HINDCOPPER		197.15	9.75	5.20%	187.4	187.5	198.5	185.3
Hindustan Zinc Ltd.	Metal	HINDZINC		315.35	-1	-0.32%	316.35	316	316.35	311.05
JSW Steel Ltd.	Metal	JSWSTEEL		854.55	-12.65	-1.46%	867.2	844	865.55	836.15
Jindal Stainless Ltd.	Metal	JSL		562.95	19.05	3.50%	543.9	540	564.8	533.9
Jindal Steel & Power Ltd.	Metal	JINDALSTEL		735.05	10.65	1.47%	724.4	721	739.85	708.25
MOIL Ltd.	Metal	MOIL		310.7	1.35	0.44%	309.35	309.4	314.4	309.25
National Aluminium Co. Ltd.	Metal	NATIONALUM		115.45	4.75	4.29%	110.7	110.85	120.15	108.7
Ratnamani Metals & Tubes Ltd.	Metal	RATNAMANI		3401	-86.95	-2.49%	3487.95	3488.5	3520	3385
Steel Authority of India Ltd.	Metal	SAIL		115.85	4.4	3.95%	111.45	112	117.15	110.75
Tata Steel Ltd.	Metal	TATASTEEL		136.8	0.35	0.26%	136.45	136.85	137.6	135.1
Vedanta Ltd.	Metal	VEDL		260.8	3.6	1.40%	257.2	260	263.5	256.9
Welspun Corp Ltd.	Metal	WELCORP		531.45	-1.05	-0.20%	532.5	534	536.2	523.2
Abbott India Ltd.	Pharma	ABBOTINDIA		22760	65.2	0.29%	22694.8	22750.05	22934.9	22620
Alkem Laboratories Ltd.	Pharma	ALKEM		4903	-16.35	-0.33%	4919.35	4899.1	4960.35	4852.55
Aurobindo Pharma Ltd.	Pharma	AUROPHARMA		1022.25	-4.15	-0.40%	1026.4	1026.4	1042	1018.75
Biocon Ltd.	Pharma	BIOCON		254.4	2.7	1.07%	251.7	251.9	256.8	249.05

Cipla Ltd.	Pharma	CIPLA		1216.55	9.45	0.78%	1207.1	1205.6	1218.95	1192.1
Divi's Laboratories Ltd.	Pharma	DIVISLAB		3711.25	14.2	0.38%	3697.05	3690	3773.95	3687.25
Dr. Reddy's Laboratories Ltd.	Pharma	DRREDDY		5591	1.55	0.03%	5589.45	5585	5689	5574.95
Gland Pharma Ltd.	Pharma	GLAND		1839.9	28	1.55%	1811.9	1800	1853.4	1775.05
Glaxosmithkline Pharmaceuticals Ltd.	Pharma	GLAXO	O=H	1743	-30.9	-1.74%	1773.9	1782	1782	1742
Glenmark Pharmaceuticals Ltd.	Pharma	GLENMARK		817.7	-6.3	-0.76%	824	825	842	815
Granules India Ltd.	Pharma	GRANULES		402.05	13.35	3.43%	388.7	389.9	405.5	382.7
Ipca Laboratories Ltd.	Pharma	IPCALAB		1125	10.65	0.96%	1114.35	1119	1131	1105.35
Laurus Labs Ltd.	Pharma	LAURUSLABS		399.4	13.7	3.55%	385.7	386	401.95	385.7
Lupin Ltd.	Pharma	LUPIN		1260.45	14.35	1.15%	1246.1	1265	1288.15	1250.8
NATCO Pharma Ltd.	Pharma	NATCOPHARM		777.9	2.55	0.33%	775.35	782.95	784	773.2
Pfizer Ltd.	Pharma	PFIZER		4240	40.35	0.96%	4199.65	4199.65	4265.95	4149.65
Sanofi India Ltd.	Pharma	SANOFI		8102.9	56.95	0.71%	8045.95	8049.9	8167.4	7934.75
Sun Pharmaceutical Industries Ltd.	Pharma	SUNPHARMA		1253.55	17.8	1.44%	1235.75	1235.75	1267.9	1234
Torrent Pharmaceuticals Ltd.	Pharma	TORNTPHARM		2141.95	48.6	2.32%	2093.35	2096.05	2152	2095.2
Zydus Lifesciences Ltd.	Pharma	ZYDUSLIFE		680.8	34.9	5.40%	645.9	655	682.35	651.1
Brigade Enterprises Ltd.	Realty	BRIGADE		856.9	3.85	0.45%	853.05	857	874.9	837.4
DLF Ltd.	Realty	DLF		697.7	-7.6	-1.08%	705.3	702.45	705.85	693.45
Godrej Properties Ltd.	Realty	GODREJPROP		1985.4	-66.7	-3.25%	2052.1	2052	2052.05	1985.2
Indiabulls Real Estate Ltd.	Realty	IBREALEST		92.1	4.6	5.26%	87.5	88.25	92.25	87.25
Macrotech Developers Ltd.	Realty	LODHA		930	-4.85	-0.52%	934.85	945	946.8	919
Oberoi Realty Ltd.	Realty	OBEROIRLTY		1446.15	-30.55	-2.07%	1476.7	1477.45	1482.5	1433.55
Phoenix Mills Ltd.	Realty	PHOENIXLTD	O=H	2280	-16.85	-0.73%	2296.85	2304.8	2304.8	2226.85
Prestige Estates Projects Ltd.	Realty	PRESTIGE		1140.4	26.5	2.38%	1113.9	1132.9	1153.9	1107.3
Sobha Ltd.	Realty	SOBHA	O=H	1022	2.15	0.21%	1019.85	1028.5	1028.5	1002.45
Sunteck Realty Ltd.	Realty	SUNTECK		468.15	-7.5	-1.58%	475.65	476.7	478.05	468
Amber Enterprises India Ltd.	Consumer Durat	AMBER	O=H	3225.9	-95.4	-2.87%	3321.3	3321.3	3321.3	3213.25
Bata India Ltd.	Consumer Durat	BATAINDIA		1668	21.35	1.30%	1646.65	1646.25	1684.5	1643.35
Blue Star Ltd.	Consumer Durat	BLUESTARCO		965	-3.55	-0.37%	968.55	968.55	990.1	962.05
Crompton Greaves Consumer Electricals Ltd.	Consumer Durat	CROMPTON		293.9	5.05	1.75%	288.85	288.85	294.95	287.15
Dixon Technologies (India) Ltd.	Consumer Durat	DIXON		6268.5	-48.4	-0.77%	6316.9	6315	6328.7	6220
Havells India Ltd.	Consumer Durat	HAVELLS		1345.1	12.7	0.95%	1332.4	1330.3	1355.85	1324.5
Kajaria Ceramics Ltd.	Consumer Durat	KAJARIACER		1364.45	-8.35	-0.61%	1372.8	1378	1385.95	1360
Orient Electric Ltd.	Consumer Durat	ORIENTELEC		218	1.15	0.53%	216.85	217.1	219.2	216.95
Rajesh Exports Ltd.	Consumer Durat	RAJESHXPO		388.25	22.15	6.05%	366.1	377.2	402	372.65
Relaxo Footwears Ltd.	Consumer Durat	RELAXO	O=L	909.2	-1.95	-0.21%	911.15	908.3	912.75	908.3
TTK Prestige Ltd.	Consumer Durat	TTKPRESTIG		749.5	-1.5	-0.20%	751	748.25	754.9	740
Titan Company Ltd.	Consumer Durat	TITAN		3619.3	18.75	0.52%	3600.55	3600.7	3667.2	3593.9
V-Guard Industries Ltd.	Consumer Durat	VGUARD		291	-1.9	-0.65%	292.9	292.4	293.15	290.5
Voltas Ltd.	Consumer Durat	VOLTAS		869.7	9.85	1.15%	859.85	860.9	872.5	857.7
Whirlpool of India Ltd.	Consumer Durat	WHIRLPOOL		1342.85	-4.2	-0.31%	1347.05	1347.1	1362.7	1340.05
Adani Total Gas Ltd.	Oil & Gas	ATGL		1031.1	-15.85	-1.51%	1046.95	1047	1049.25	1020
Aegis Logistics Ltd.	Oil & Gas	AEGISCHEM		367.7	-2.1	-0.57%	369.8	370.95	376.35	366.1
Bharat Petroleum Corporation Ltd.	Oil & Gas	BPCL		447.4	-1.6	-0.36%	449	449	450.25	444.1
Castrol India Ltd.	Oil & Gas	CASTROLIND		147.3	1.25	0.86%	146.05	146.5	150.95	145.2
GAIL (India) Ltd.	Oil & Gas	GAIL		145.3	-0.55	-0.38%	145.85	146	147.5	144.5
Gujarat Gas Ltd.	Oil & Gas	GUJGASLTD		450.95	2.55	0.57%	448.4	452.2	455.65	448.4

Gujarat State Petronet Ltd.	Oil & Gas	GSPL			285.3	-3.65	-1.26%	288.95	292	293.45	284.25
Hindustan Petroleum Corporation Ltd.	Oil & Gas	HINDPETRO			379.75	-4.15	-1.08%	383.9	386	386.75	377.85
Indian Oil Corporation Ltd.	Oil & Gas	IOC			124.3	0.5	0.40%	123.8	124.45	125.8	123.2
Indraprastha Gas Ltd.	Oil & Gas	IGL			407.9	7.85	1.96%	400.05	401.9	408.5	399.15
Mahanagar Gas Ltd.	Oil & Gas	MGL			1189.15	6.25	0.53%	1182.9	1185	1211.95	1175.3
Oil & Natural Gas Corporation Ltd.	Oil & Gas	ONGC			199	-2.05	-1.02%	201.05	201.05	201.65	197.35
Oil India Ltd.	Oil & Gas	OIL			321.75	-1.6	-0.49%	323.35	322.95	328	319.7
Petronet LNG Ltd.	Oil & Gas	PETRONET			216.3	2.25	1.05%	214.05	215.5	217.9	214.5
Reliance Industries Ltd.	Oil & Gas	RELIANCE			2520.15	24.55	0.98%	2495.6	2495.6	2534.9	2490.95

Top 15 Bearish Stocks | Sell !!! Sell !! Sell!!

Symbol	Sector	O=H	Per %	LTP	OPEN	HIGH	LOW	for STBT sell after 3 pm			
KIRIINDUS	Chemicals	O=H	-3.88%	338.05 (-13.65)	359.4	359.4	338.05				
SWANENERGY	Realty		-3.72%	494.95 (-19.15)	509.75	512.75	491.45				
AGI	Capital Goods		-3.16%	833.9 (-27.25)	861.15	869.3	830.05				
ACI	Chemicals		-3.10%	610.85 (-19.55)	634	639.9	600				
GODREJPROP (F&O)	Realty		-3.07%	1989 (-63.1)	2052	2052.05	1985				
SOTL	Oil Gas & Fuels		-3.02%	342 (-10.65)	353.45	354.5	341.4				
POLYMED	Healthcare	O=H	-2.89%	1513 (-45)	1558	1558	1512.2				
FUSION	Financial Services		-2.87%	591.4 (-17.45)	607	612	582.7				
SARDAEN	Metals & Mining		-2.83%	252.5 (-7.35)	256.2	260.95	249.55				
MAHSEAMLES	Capital Goods		-2.79%	913 (-26.25)	933.05	954	912.6				
CMSINFO	Services		-2.77%	381.3 (-10.85)	393.3	393.95	380.2				
INDIANB	Financial Service	O=H	-2.69%	441.7 (-12.2)	453.85	453.85	439.2				
HBLPOWER	Automobile	O=H	-2.66%	455 (-12.45)	469.25	469.25	450.95				
CHOLAHLDNG	Financial Services		-2.59%	1036.15 (-27.6)	1063.75	1076.2	1033.05				
RADICO	FMCG		-2.58%	1569.75 (-41.65)	1622	1629.95	1554				

Top 15 Bullish Stocks | Buy !!! Buy !!! Buy !!!

Symbol	Sector	O=L	Per %	LTP	OPEN	HIGH	LOW	for BTST buy after 3 pm			
IRCTC (F&O)	Consumer Services		11.95%	874.15 (93.3)	784.85	889.35	779.1				
JKTYRE	Automobile		10.85%	390.2 (38.2)	355	393	350.7				
BDL	Capital Goods		9.36%	1522 (130.25)	1397.1	1598	1396				
LANDMARK	Automobile		8.85%	864.7 (70.3)	830	887.95	819.2				
TEAMLEASE	Services		8.36%	2935 (226.45)	2708.55	3239	2642				
SURYAROSNI	Capital Goods	O=L	8.21%	558.45 (42.35)	517	562.4	517				
MMFL	Capital Goods		8.18%	998.05 (75.5)	944	1047.85	940				
RAJRATAN	Automobile		7.14%	785.05 (52.35)	734.95	794.95	725.95				
PRINCEPIPE	Capital Goods		6.42%	750.45 (45.3)	707.95	770	707.9				
UTIAMC	Financial Service	O=L	6.18%	877 (51.05)	835.25	884.5	835.25				
DEEPAKFERT	Chemicals		6.12%	698.5 (40.3)	660	704.95	653.55				
RAJESHXPO	Consumer Durables		5.98%	388 (21.9)	377.2	402	372.65				
ZYDUSLIFE (F&O)	Healthcare		5.43%	680.95 (35.05)	655	682.35	651.1				
SWSOLAR	Construction		4.99%	432.4 (20.55)	432	432.4	427.3				
JAICORPLTD	Capital Goods		4.99%	352.55 (16.75)	334.05	352.55	332.55				

[www.oideer.com](http://www.oideer.com)

Tool Subscription Link:

<https://www.oideer.com/subscription-plan/>

1 Day Expiry Spacial Tool Link free to all (Activated only on Expiry Day):

<https://www.oideer.com/oidata-sheet/>

Daily Oi Report (PDF):

<https://www.oideer.com/pdf/>

Learning Videos:

<https://www.oideer.com/training-videos/>

FII-DII Data (Participant wise data):

<https://www.oideer.com/fii-dii-data/>