

13-Dec-2023 Participant Wise OI		14-Dec-2023 Participant Wise OI	
Contracts		Contracts	Change
FII Net Index Future OI	38695	FII Net Index Future OI	35363 -3332
DII Net Index Future OI	17882	DII Net Index Future OI	26632 8750
Pro Net Index Future OI	-28461	Pro Net Index Future OI	-19007 9454
Retail Net Index Future OI	-28116	Retail Net Index Future OI	-42988 -14872

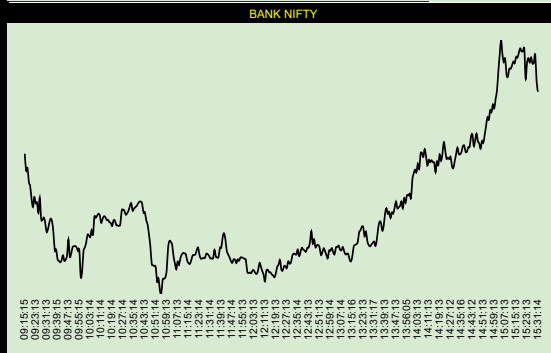
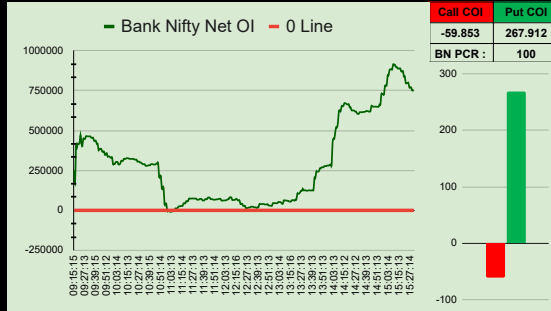
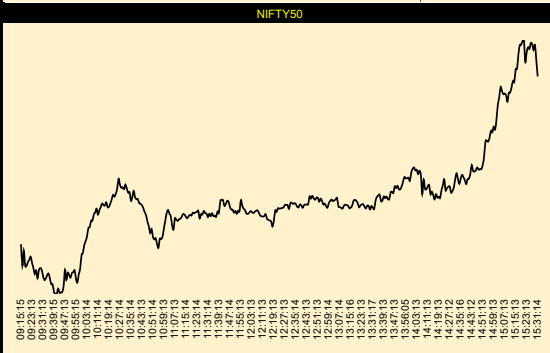
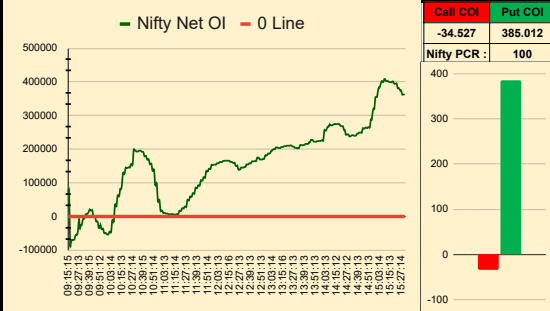


NIFTY50		India VIX 13.13	BANK NIFTY	
Current Expiry	2023-12-21		Current Expiry	2023-12-20
Nifty Prev. Cl	21,182.70		BN Prev. Cl	47,732.30
Nifty50 Open	21,287.45	104.75	BN Open	47,939.90
Nifty50 High	21,492.30		BN High	48,219.95
Nifty50 Low	21,235.30		BN Low	47,632.85
Nifty50 Spot LTP	21,456.65	169.20	BN Spot LTP	48,143.55
Nifty50 VWAP Diff	103.13	Bullish	BN VWAP Diff	165.56
				Bullish
Nifty Expected Day High	21,433.70	-58.60	BN Expected Day High	48,269.30
Nifty Expected Day Low	21,141.20	94.10	BN Expected Day Low	47,610.50
Max Call OI (Resistance)	21500	93,295	Max Call OI (Resistance)	48000
Max Put OI (Support)	21300	141,144	Max Put OI (Support)	47500
Nifty50 SRR is	Bullish	1.51	Bank Nifty SRR is	Bullish
				1.07
SRR Says 21300 Strike is Strong Support			SRR Says 47500 Strike is Strong Support	

CALL COI	PCR	PUT COI	CALL COI	PCR	PUT COI
-34527	100	385012	-59853	100	267912
0		0	0		0
Price Action	NET OI	VWAP Diff	Price Action	NET OI	VWAP Diff
Bearish	Bullish	103.13	Bearish	Bullish	165.56


Global Markets					
US	US	Canada	LONDON	JAPAN	CHINA
Dow Jones	Nasdaq	S&P/TSX	FTSE 100	Nikkei 225	Hang Seng
37,305.16	14,813.92	20,529.15	7,576.36	32,970.55	16,790.00
+56.81(0.15%)	+62.36(0.35%)	-249.65(-1.2%)	-72.62(-0.95%)	+303.75(0.93%)	+423.00(2.58%)


16-Dec-2023 15:35:16 OIDeer.com					
Strike	Open Interest	Strike	Open Interest	Strike	Open Interest
Call Writer (OTM)	21600 73160	Call Writer (OTM)	48400 48110	Call Writer (OTM)	21500 38469
Call Writer (ATM)	21500 93295	Call Writer (ATM)	48200 112636	Call Writer (ATM)	21450 22225
Call Writer (ITM)	21450 22225	Call Writer (ITM)	48100 67218	Call Writer (ITM)	21450 22225
Total	227149	Total	48,143.55	Total	285219
Put Writer (ATM)	21450 29051	Put Writer (ATM)	48100 58642	Put Writer (ATM)	21450 29051
Put Writer (ITM)	21400 86498	Put Writer (ITM)	48000 123742	Put Writer (ITM)	21400 86498
Put Writer (OTM)	21350 59505	Put Writer (OTM)	47900 69860	Put Writer (OTM)	21350 59505
Put Writer (OTM)	21300 141144	Put Writer (OTM)	47800 104246	Put Writer (OTM)	21300 141144
Total	316198	Total	356490	Total	316198





Top 15 Bearish Stocks Sell !!! Sell !!! Sell !!!							
Symbol	Sector	O=H	LTP	OPEN	HIGH	LOW	
36ONE	Financial Services	O=H	661.7 (-45.8)	714.45	714.45	660	
MOTILALFOS	Financial Services	O=H	1207.95 (-43.5)	1270	1272.2	1205.05	
PRESTIGE	Realty	O=H	1113 (-51.6)	1164.9	1169.6	1105	
KFINTECH	Financial Services	O=H	509 (-22.8)	518	524	482.85	
MFSL (F&O)	Financial Services	O=H	975 (-43.3)	1025	1029.2	968.75	
AEGISCHEM	Oil Gas & Fuels	O=H	369.7 (-16.25)	385.95	386.2	368.05	
WABAG	Utilities	O=H	633.95 (-25.95)	662	662.05	629.15	
JSWENERGY	Power	O=H	434 (-17)	453	454.85	432	
DELHIVERY	Services	O=H	356.6 (-12.75)	373.8	373.8	354.2	
AHLUCONT	Construction	O=H	836.4 (-29.3)	871.85	872.55	823.8	
SOMANYCERA	Consumer Durable	O=H	737 (-24.4)	740	744.65	715.6	
AGI	Capital Goods	O=H	861.75 (-27.75)	897.9	897.9	854.75	
CREDITACC	Financial Services	O=H	1700 (-54.45)	1765	1768.35	1693.05	
CDSL	Financial Services	O=H	1890 (-57.2)	1952	1957.5	1883.05	
SAFARI	Consumer Durable	O=H	2141 (-63.05)	2204.05	2211.55	2078.5	


Top 15 Bullish Stocks Buy !!! Buy !!! Buy !!!							
#	Symbol	Sector	O=L	LTP	OPEN	HIGH	LOW
1	KIRIINDUS	Chemicals	O=L	351.7 (58.6)	294.35	351.7	293
2	ZENSARTECH	Information Technol	O=L	596 (61.05)	538.1	606.1	537.95
3	JKIL	Construction	O=L	483.9 (44.1)	442.85	489.95	441.1
4	JUBLPHARMA	Healthcare	O=L	498.65 (38.2)	465	522.85	462.85
5	IRIS	Information Technol	O=L	910.3 (64.35)	853.9	922.8	850
6	MASTEK	Information Technol	O=L	2760 (184)	2598.45	2760	2563.55
7	ARVIND	Textiles	O=L	246.9 (16.35)	235.25	252.9	234.5
8	RAJESHXPO	Consumer Durable	O=L	373 (22.6)	353	374.2	351.15
9	SOTL	Oil Gas & Fuels	O=L	354 (18.8)	337.95	362.7	334.35
10	HCLTECH (F&O)	Information Technol	O=L	1493.65 (79.05)	1422	1497	1422
11	TITAGARH	Capital Goods	O=L	1062.2 (54.2)	1018	1074	1018
12	MMFL	Capital Goods	O=L	922 (45.9)	870.4	944.95	868.35
13	BALAMINES	Chemicals	O=L	2340.5 (116.2)	2224.95	2390	2224.95
14	GPIL	Capital Goods	O=L	720 (35.5)	687.05	725.8	687.05
15	TMB	Financial Services	O=L	532.4 (25.7)	509.2	535	505.1


Nifty ATM		Current Expiry	Exp High : 21,433.70	-58.60	Breakout	Resistanc	21500	BN ATM	Saturday		Exp High : 48,269.30	49.35	Not Break	Resistanc	48000		
21450		2023-12-21	Exp Low : 21,141.20	94.10	Not Break	Support	21300	48100			Exp Low : 47,610.50	22.35	Not Break	Support	47500		
Time	NET Oi	+▲-▼	Net Oi Signal	Price Action Signal	VWAP Diff	Strike	Nifty PCR	Nifty LTP	Time	NET Oi	+▲-▼	Net Oi Signal	Price Action Signal	VWAP Diff	Strike	BN PCR	BN LTP
09:15:15	71078	0	Bullish	Wait	73.17		1.37	21,287.45	09:15:15	248247	0	Bullish	Wait	81.44		1.76	47,939.90
09:16:13	71078	0	Bullish	Wait	4.17		1.37	21,266.75	09:16:13	168369	-79878	Bullish	Wait	-60.84		1.52	47,903.65
09:17:13	-78163	-149241	Bearish	Wait	-3.86		0.22	21,281.15	09:17:13	391692	223323	Bullish	Wait	-12.39		9.03	47,909.15
09:18:13	-78163	0	Bearish	Wait	1.44		0.22	21,267.15	09:18:13	391692	0	Bullish	Wait	-31.74	Buy 48200 PE	9.03	47,879.15
09:19:14	-69464	8699	Bearish	Wait	-10.39	Buy 21500 PE	0.52	21,266.55	09:19:14	416638	24946	Bullish	Wait	-50.66		3.74	47,869.80
09:20:14	-69464	0	Bearish	Wait	-0.10		0.52	21,270.25	09:20:14	416638	0	Bullish	Wait	-15.55		3.74	47,842.10
09:21:14	-69464	0	Bearish	Wait	-4.64		0.52	21,272.45	09:21:14	421891	5253	Bullish	Wait	-49.53		3.78	47,825.45
09:22:13	-67817	1647	Bearish	Wait	0.38		0.61	21,275.50	09:22:13	469333	47442	Bullish	Wait	-52.09		3.43	47,846.65
09:23:13	-57029	10788	Bearish	Wait	0.03		0.68	21,269.45	09:23:13	423819	-45514	Bullish	Wait	-45.89		2.78	47,833.50
09:24:13	-53526	3503	Bearish	Wait	-3.21		0.72	21,264.60	09:24:13	401600	-22219	Bullish	Wait	-40.08		2.54	47,834.70
09:25:15	-53756	-230	Bearish	Wait	-7.61		0.72	21,258.60	09:25:15	447015	45415	Bullish	Wait	-36.66		2.58	47,813.20
09:26:14	-38600	15156	Bearish	Wait	-9.54		0.8	21,262.30	09:26:14	447015	0	Bullish	Wait	-29.33		2.58	47,845.20
09:27:13	-8185	30415	Bearish	Wait	-12.75		0.96	21,254.70	09:27:13	447120	105	Bullish	Wait	-48.45		2.58	47,800.75
09:28:13	-34867	-26682	Bearish	Bearish	-7.86		0.84	21,262.35	09:28:13	463677	16557	Bullish	Bearish	-43.87		2.43	47,798.05
09:29:14	-25930	8937	Bearish	Bearish	-2.70		0.88	21,264.50	09:29:14	463685	8	Bullish	Bearish	-32.16		2.43	47,802.65
09:30:13	-25930	0	Bearish	Bearish	0.80		0.88	21,262.70	09:30:13	463685	0	Bullish	Bearish	-45.77		2.43	47,791.15
09:31:13	-12918	13012	Bearish	Bearish	-5.00		0.94	21,257.05	09:31:13	462943	-742	Bullish	Bearish	-45.98		2.25	47,771.65
09:32:14	-5584	7334	Bearish	Bearish	-5.15		0.98	21,252.95	09:32:14	462830	-113	Bullish	Bearish	-23.54		2.25	47,777.85
09:33:13	-5584	0	Bearish	Bearish	-5.38		0.98	21,254.40	09:33:13	462830	0	Bullish	Bearish	-31.00		2.25	47,791.75
09:34:15	3209	8793	Bullish	Bearish	-4.97		1.01	21,257.55	09:34:15	454507	-8323	Bullish	Bearish	-1.84		2.15	47,800.45
09:35:17	7581	4372	Bullish	Bearish	0.34		1.03	21,259.25	09:35:17	454058	-449	Bullish	Bearish	-11.18		2.15	47,794.25
09:36:13	7581	0	Bullish	Bearish	-3.74		1.03	21,254.55	09:36:13	454058	0	Bullish	Bearish	-37.45		2.15	47,770.65
09:37:13	9858	2277	Bullish	Bearish	-5.98		1.04	21,249.10	09:37:13	435679	-18379	Bullish	Bearish	-70.03		2.04	47,732.30
09:38:13	14718	4860	Bullish	Bearish	-11.05		1.06	21,248.65	09:38:13	435755	76	Bullish	Bearish	-75.10		2.04	47,734.15
09:39:15	21178	6460	Bullish	Bearish	-14.18		1.09	21,241.40	09:39:15	435755	0	Bullish	Bearish	-85.60		2.04	47,713.55
09:40:14	17985	-3193	Bullish	Bearish	-17.90		1.07	21,239.90	09:40:14	415946	-19809	Bullish	Bearish	-86.74		1.96	47,709.95
09:41:13	17985	0	Bullish	Bearish	-24.52		1.07	21,239.65	09:41:13	415946	0	Bullish	Bearish	-93.22		1.96	47,706.85
09:42:14	17985	0	Bullish	Bearish	-23.34		1.07	21,244.75	09:42:14	376687	-39259	Bullish	Bearish	-73.28		1.79	47,711.60
09:43:14	375	-17610	Bullish	Bearish	-13.25		1	21,240.80	09:43:14	385076	8389	Bullish	Bearish	-59.09		1.81	47,721.70
09:44:13	375	0	Bullish	Bearish	-23.82		1	21,241.10	09:44:13	385076	0	Bullish	Bearish	-81.98		1.81	47,709.95
09:45:13	375	0	Bullish	Bearish	-22.61		1	21,241.55	09:45:13	385076	0	Bullish	Bearish	-75.79		1.81	47,712.85
09:46:13	-13670	-14045	Bearish	Bearish	-16.49		0.95	21,247.40	09:46:13	368037	-17039	Bullish	Bearish	-59.75		1.72	47,722.10
09:47:13	-13670	0	Bearish	Bullish	-1.52		0.95	21,262.80	09:47:13	368036	-1	Bullish	Bearish	-31.45		1.72	47,755.50
09:48:14	-17714	-4044	Bearish	Bearish	-13.56		0.94	21,253.10	09:48:14	368036	0	Bullish	Bearish	-57.37		1.72	47,719.25
09:49:13	-33410	-15696	Bearish	Bullish	-17.37		0.88	21,259.95	09:49:13	348607	-19429	Bullish	Bearish	-66.65		1.66	47,725.30
09:50:14	-33410	0	Bearish	Bullish	-7.76		0.88	21,257.80	09:50:14	348604	-3	Bullish	Bullish	-50.48		1.66	47,738.95


Nifty ATM		Current Expiry	Exp High : 21,433.70	-58.60	Breakout	Resistanc	21500	BN ATM	Saturday		Exp High : 48,269.30	49.35	Not Break	Resistanc	48000		
21450		2023-12-21	Exp Low : 21,141.20	94.10	Not Break	Support	21300	48100			Exp Low : 47,610.50	22.35	Not Break	Support	47500		
Time	NET Oi	+▲-▼	Net Oi Signal	Price Action Signal	VWAP Diff	Strike	Nifty PCR	Nifty LTP	Time	NET Oi	+▲-▼	Net Oi Signal	Price Action Signal	VWAP Diff	Strike	BN PCR	BN LTP
09:51:12	-24629	8781	Bearish	Bullish	-13.97		0.92	21,255.20	09:51:12	358352	9748	Bullish	Bullish	-50.73		1.68	47,741.25
09:52:13	-36776	-12147	Bearish	Bullish	-15.73		0.88	21,259.60	09:52:13	337235	-21117	Bullish	Bullish	-48.92		1.62	47,741.70
09:53:13	-36776	0	Bearish	Bullish	-10.03		0.88	21,260.60	09:53:13	337235	0	Bullish	Bullish	-53.49		1.62	47,738.60
09:54:13	-36776	0	Bearish	Bullish	-9.89		0.88	21,262.25	09:54:13	337235	0	Bullish	Bullish	-49.31		1.62	47,731.20
09:55:15	-48521	-11745	Bearish	Bullish	-12.09		0.85	21,254.10	09:55:15	330540	-6695	Bullish	Bullish	-55.04		1.58	47,732.30
09:56:13	-48521	0	Bearish	Bullish	-23.21		0.85	21,250.50	09:56:13	330532	-8	Bullish	Bearish	-124.22		1.58	47,675.90
09:57:14	-49354	-833	Bearish	Bullish	-17.55		0.85	21,258.55	09:57:14	330532	0	Bullish	Bearish	-79.27		1.58	47,686.90
09:58:13	-53070	-3716	Bearish	Bullish	-11.78		0.83	21,263.60	09:58:13	289360	-41172	Bullish	Bullish	-63.14		1.51	47,729.65
09:59:13	-53070	0	Bearish	Bullish	-2.43		0.83	21,276.70	09:59:13	290423	1063	Bullish	Bullish	-30.00		1.52	47,738.70
10:00:13	-53070	0	Bearish	Bullish	0.17		0.83	21,279.10	10:00:13	290423	0	Bullish	Bearish	-37.53		1.52	47,748.80
10:01:13	-45171	7899	Bearish	Bullish	8.56		0.86	21,286.45	10:01:13	302652	12229	Bullish	Bullish	-7.17		1.53	47,765.90
10:02:13	-45171	0	Bearish	Bullish	11.43	Buy 21100 CE	0.86	21,290.45	10:02:13	302652	0	Bullish	Bullish	0.96		1.53	47,764.35
10:03:14	-45171	0	Bearish	Bullish	9.43		0.86	21,294.80	10:03:14	302652	0	Bullish	Bullish	-17.17		1.53	47,761.00
10:04:14	-12926	32245	Bearish	Bullish	15.02		0.96	21,302.95	10:04:14	287744	-14908	Bullish	Bullish	-10.81		1.49	47,776.00
10:05:14	-12926	0	Bearish	Bullish	21.38		0.96	21,304.00	10:05:14	287744	0	Bullish	Bullish	-3.72		1.49	47,766.10
10:06:14	-12926	0	Bearish	Bullish	28.13		0.96	21,310.10	10:06:14	292845	5101	Bullish	Bullish	19.09	Buy 47500 CE	1.5	47,804.05
10:07:14	32186	45112	Bullish	Bullish	24.76		1.11	21,310.20	10:07:14	309767	16922	Bullish	Bullish	4.46		1.55	47,802.25
10:08:13	32186	0	Bullish	Bullish	27.87		1.11	21,316.30	10:08:13	309767	0	Bullish	Bullish	12.24		1.55	47,806.70
10:09:14	32186	0	Bullish	Bullish	28.88		1.11	21,318.15	10:09:14	309767	0	Bullish	Bullish	13.14		1.55	47,810.95
10:10:12	60985	28799	Bullish	Bullish	30.38		1.22	21,321.70	10:10:12	322525	12758	Bullish	Bullish	15.76		1.57	47,807.00
10:11:14	60985	0	Bullish	Bullish	28.98		1.22	21,315.95	10:11:14	322525	0	Bullish	Bullish	3.83		1.57	47,791.50
10:12:13	60985	0	Bullish	Bullish	25.54		1.22	21,320.30	10:12:13	322525	0	Bullish	Bullish	-0.88		1.57	47,799.50
10:13:14	81467	20482	Bullish	Bullish	28.01		1.3	21,323.05	10:13:14	326665	4140	Bullish	Bullish	0.13		1.58	47,805.45
10:14:14	81467	0	Bullish	Bullish	35.26		1.3	21,326.65	10:14:14	326665	0	Bullish	Bullish	8.06		1.58	47,803.85
10:15:13	94318	12851	Bullish	Bullish	36.13		1.37	21,325.10	10:15:13	326388	-277	Bullish	Bullish	-5.75		1.58	47,797.75
10:16:13	127779	33461	Bullish	Bullish	34.98		1.5	21,324.70	10:16:13	322560	-3828	Bullish	Bullish	1.51		1.57	47,798.00
10:17:13	127779	0	Bullish	Bullish	32.13		1.5	21,327.80	10:17:13	322560	0	Bullish	Bullish	-18.62	Buy 48100 PE	1.57	47,793.05
10:18:13	127779	0	Bullish	Bullish	31.66		1.5	21,323.25	10:18:13	322560	0	Bullish	Bullish	-2.94		1.57	47,791.05
10:19:14	144170	16391	Bullish	Bullish	26.11		1.55	21,323.55	10:19:14	321826	-734	Bullish	Bearish	-14.64		1.56	47,784.65
10:20:13	144170	0	Bullish	Bullish	27.03		1.55	21,326.80	10:20:13	321826	0	Bullish	Bearish	-17.20		1.56	47,796.30
10:21:13	144170	0	Bullish	Bullish	32.37		1.55	21,330.70	10:21:13	321826	0	Bullish	Bearish	5.72		1.56	47,796.65
10:22:13	145823	1653	Bullish	Bullish	33.50		1.55	21,335.10	10:22:13	317546	-4280	Bullish	Bearish	-2.57		1.54	47,787.00
10:23:13	145823	0	Bullish	Bullish	33.56		1.55	21,333.25	10:23:13	317519	-27	Bullish	Bearish	-14.61		1.54	47,785.75
10:24:14	145823	0	Bullish	Bullish	32.13		1.55	21,336.30	10:24:14	317519	0	Bullish	Bearish	-14.27		1.54	47,785.10
10:25:13	155555	9732	Bullish	Bullish	35.23		1.59	21,341.35	10:25:13	305413	-12106	Bullish	Bearish	-19.22		1.51	47,788.65
10:26:13	155555	0	Bullish	Bullish	47.47		1.59	21,350.65	10:26:13	305413	0	Bullish	Bullish	11.90		1.51	47,817.10


Nifty ATM		Current Expiry	Exp High : 21,433.70	-58.60	Breakout	Resistanc	21500	BN ATM	Saturday		Exp High : 48,269.30	49.35	Not Break	Resistanc	48000		
21450		2023-12-21	Exp Low : 21,141.20	94.10	Not Break	Support	21300	48100			Exp Low : 47,610.50	22.35	Not Break	Support	47500		
Time	NET Oi	+▲-▼	Net Oi Signal	Price Action Signal	VWAP Diff	Strike	Nifty PCR	Nifty LTP	Time	NET Oi	+▲-▼	Net Oi Signal	Price Action Signal	VWAP Diff	Strike	BN PCR	BN LTP
10:27:14	155555	0	Bullish	Bullish	40.57		1.59	21,344.80	10:27:14	305413	0	Bullish	Bullish	16.41	Buy 47500 CE	1.51	47,819.95
10:28:13	196575	41020	Bullish	Bullish	30.70		1.83	21,341.85	10:28:13	299104	-6309	Bullish	Bullish	-2.00		1.5	47,817.40
10:29:14	196575	0	Bullish	Bullish	33.31		1.83	21,342.35	10:29:14	299108	4	Bullish	Bullish	-5.23		1.5	47,809.00
10:30:13	196575	0	Bullish	Bullish	31.27		1.83	21,340.55	10:30:13	293450	-5658	Bullish	Bullish	7.47		1.48	47,811.85
10:31:15	193175	-3400	Bullish	Bullish	33.96		1.81	21,344.85	10:31:15	289187	-4263	Bullish	Bullish	-5.53		1.47	47,817.60
10:32:14	193175	0	Bullish	Bullish	29.80		1.81	21,340.95	10:32:14	289187	0	Bullish	Bullish	-2.37		1.47	47,827.10
10:33:13	193175	0	Bullish	Bullish	27.41		1.81	21,337.05	10:33:13	289187	0	Bullish	Bullish	-1.93		1.47	47,833.55
10:34:14	195617	2442	Bullish	Bullish	26.07		1.81	21,337.45	10:34:14	279227	-9960	Bullish	Bullish	2.04		1.45	47,817.65
10:35:14	195617	0	Bullish	Bearish	23.30		1.81	21,329.30	10:35:14	279227	0	Bullish	Bullish	-4.36		1.45	47,821.65
10:36:13	195617	0	Bullish	Bearish	15.41		1.81	21,333.00	10:36:13	279221	-6	Bullish	Bullish	-12.75		1.45	47,824.95
10:37:14	192526	-3091	Bullish	Bullish	22.28		1.81	21,338.80	10:37:14	282127	2906	Bullish	Bullish	-3.13		1.45	47,827.85
10:38:13	192526	0	Bullish	Bearish	21.85		1.81	21,332.70	10:38:13	282127	0	Bullish	Bullish	10.95		1.45	47,832.75
10:39:15	190767	-1759	Bullish	Bearish	19.57		1.8	21,330.85	10:39:15	282127	0	Bullish	Bullish	9.64		1.45	47,836.95
10:40:13	179475	-11292	Bullish	Bearish	16.60		1.72	21,330.85	10:40:13	289150	7023	Bullish	Bullish	2.47		1.46	47,836.95
10:41:19	179475	0	Bullish	Bearish	14.62		1.72	21,327.00	10:41:19	289106	-44	Bullish	Bullish	-0.52		1.46	47,833.00
10:42:15	179475	0	Bullish	Bearish	12.37		1.72	21,326.40	10:42:15	289121	15	Bullish	Bullish	-8.95		1.46	47,813.45
10:43:13	169534	-9941	Bullish	Bearish	12.58		1.66	21,325.00	10:43:13	287093	-2028	Bullish	Bullish	-21.76	Buy 48100 PE	1.46	47,813.80
10:44:14	169534	0	Bullish	Bearish	7.67		1.66	21,322.15	10:44:14	287090	-3	Bullish	Bearish	-37.96		1.46	47,796.95
10:45:13	169534	0	Bullish	Bearish	4.04		1.66	21,318.15	10:45:13	287090	0	Bullish	Bearish	-61.62		1.46	47,787.80
10:46:14	156101	-13433	Bullish	Bearish	2.17		1.6	21,315.45	10:46:14	293501	6411	Bullish	Bearish	-78.86		1.48	47,766.35
10:47:15	156101	0	Bullish	Bearish	4.61		1.6	21,309.10	10:47:15	293501	0	Bullish	Bearish	-75.25		1.48	47,742.10
10:48:14	156101	0	Bullish	Bearish	-6.18		1.6	21,304.80	10:48:14	293501	0	Bullish	Bearish	-124.58		1.48	47,704.85
10:49:14	136829	-19272	Bullish	Bearish	-16.18	Buy 21500 PE	1.51	21,298.20	10:49:14	211762	-81739	Bullish	Bearish	-120.78		1.33	47,700.70
10:50:13	136829	0	Bullish	Bearish	-16.07		1.51	21,302.25	10:50:13	211762	0	Bullish	Bearish	-127.19		1.33	47,698.30
10:51:14	136829	0	Bullish	Bearish	-13.25		1.51	21,294.60	10:51:14	211762	0	Bullish	Bearish	-111.04		1.33	47,696.20
10:52:14	95591	-41238	Bullish	Bearish	-15.97		1.34	21,292.05	10:52:14	138897	-72865	Bullish	Bearish	-130.12		1.21	47,664.95
10:53:14	95591	0	Bullish	Bearish	-22.66		1.34	21,293.25	10:53:14	138897	0	Bullish	Bearish	-155.96		1.21	47,672.80
10:54:13	95591	0	Bullish	Bearish	-33.74		1.34	21,287.50	10:54:13	138897	0	Bullish	Bearish	-181.49		1.21	47,646.95
10:55:13	47596	-47995	Bullish	Bearish	-35.18		1.16	21,283.95	10:55:13	40782	-98115	Bullish	Bearish	-168.91		1.06	47,639.25
10:56:13	47596	0	Bullish	Bearish	-28.64		1.16	21,292.60	10:56:13	40748	-34	Bullish	Bearish	-146.05		1.06	47,668.75
10:57:14	47596	0	Bullish	Bearish	-28.64		1.16	21,292.40	10:57:14	40748	0	Bullish	Bearish	-146.05		1.06	47,671.60
10:58:13	17666	-29930	Bullish	Bearish	-26.21		1.06	21,294.90	10:58:13	-3966	-44714	Bearish	Bearish	-151.28		0.99	47,674.65
10:59:13	17666	0	Bullish	Bearish	-19.72		1.06	21,302.85	10:59:13	-3966	0	Bearish	Bearish	-130.23		0.99	47,690.30
11:00:13	17666	0	Bullish	Bullish	-7.68		1.06	21,310.15	11:00:13	-3966	0	Bearish	Bearish	-81.52		0.99	47,737.50
11:01:13	10524	-7142	Bullish	Bullish	-7.68		1.03	21,317.60	11:01:13	-8476	-4510	Bearish	Bullish	-81.52		0.99	47,752.30
11:02:13	10524	0	Bullish	Bullish	-7.68		1.03	21,320.40	11:02:13	-8475	1	Bearish	Bullish	-81.52		0.99	47,750.85


Nifty ATM		Current Expiry	Exp High : 21,433.70	-58.60	Breakout	Resistanc	21500	BN ATM	Saturday		Exp High : 48,269.30	49.35	Not Break	Resistanc	48000		
21450		2023-12-21	Exp Low : 21,141.20	94.10	Not Break	Support	21300	48100			Exp Low : 47,610.50	22.35	Not Break	Support	47500		
Time	NET Oi	+▲-▼	Net Oi Signal	Price Action Signal	VWAP Diff	Strike	Nifty PCR	Nifty LTP	Time	NET Oi	+▲-▼	Net Oi Signal	Price Action Signal	VWAP Diff	Strike	BN PCR	BN LTP
11:03:13	10524	0	Bullish	Bullish	-7.68		1.03	21,316.80	11:03:13	-8475	0	Bearish	Bullish	-81.52		0.99	47,744.25
11:04:15	8687	-1837	Bullish	Bullish	-7.68		1.03	21,314.30	11:04:15	843	9318	Bullish	Bullish	-81.52		1	47,719.50
11:05:14	8687	0	Bullish	Bullish	-7.68		1.03	21,305.35	11:05:14	843	0	Bullish	Bullish	-81.52		1	47,705.20
11:06:14	8687	0	Bullish	Bullish	-7.68		1.03	21,301.70	11:06:14	843	0	Bullish	Bullish	-81.52		1	47,691.80
11:07:13	6789	-1898	Bullish	Bullish	-7.68		1.02	21,312.30	11:07:13	12085	11242	Bullish	Bullish	-81.52		1.02	47,708.50
11:08:13	6789	0	Bullish	Bullish	-7.68		1.02	21,311.05	11:08:13	12156	71	Bullish	Bullish	-81.52		1.02	47,700.90
11:09:13	6789	0	Bullish	Bullish	-7.68		1.02	21,309.95	11:09:13	12156	0	Bullish	Bullish	-81.52		1.02	47,715.35
11:10:14	7122	333	Bullish	Bullish	-7.68		1.02	21,311.55	11:10:14	19832	7676	Bullish	Bullish	-81.52		1.03	47,722.95
11:11:13	7122	0	Bullish	Bullish	-7.68		1.02	21,312.00	11:11:13	25357	5525	Bullish	Bullish	-81.52		1.03	47,726.90
11:12:14	7122	0	Bullish	Bullish	-7.68		1.02	21,314.15	11:12:14	25357	0	Bullish	Bullish	-81.52		1.03	47,725.90
11:13:14	5839	-1283	Bullish	Bullish	-7.68		1.02	21,316.50	11:13:14	27793	2436	Bullish	Bearish	-81.52		1.04	47,723.95
11:14:13	5839	0	Bullish	Bearish	-7.68		1.02	21,315.95	11:14:13	27793	0	Bullish	Bearish	-81.52		1.04	47,710.60
11:15:14	5839	0	Bullish	Bearish	-7.68		1.02	21,313.80	11:15:14	27793	0	Bullish	Bearish	-81.52		1.04	47,705.20
11:16:13	6921	1082	Bullish	Bearish	-7.68		1.02	21,312.50	11:16:13	43728	15935	Bullish	Bearish	-81.52		1.06	47,703.60
11:17:14	6921	0	Bullish	Bullish	-7.68		1.02	21,314.60	11:17:14	43731	3	Bullish	Bearish	-81.52		1.06	47,711.35
11:18:14	6921	0	Bullish	Bullish	-7.68		1.02	21,315.75	11:18:14	43731	0	Bullish	Bullish	-81.52		1.06	47,721.35
11:19:18	16407	9486	Bullish	Bullish	-7.68		1.05	21,315.05	11:19:18	57155	13424	Bullish	Bullish	-81.52		1.08	47,722.65
11:20:15	16407	0	Bullish	Bullish	-7.68		1.05	21,317.75	11:20:15	57159	4	Bullish	Bullish	-81.52		1.08	47,723.85
11:21:14	16407	0	Bullish	Bullish	-7.68		1.05	21,317.25	11:21:14	57159	0	Bullish	Bullish	-81.52		1.08	47,732.95
11:22:13	24079	7672	Bullish	Bullish	-7.68		1.07	21,318.15	11:22:13	73552	16393	Bullish	Bullish	-81.52		1.1	47,738.50
11:23:14	24079	0	Bullish	Bullish	-7.68		1.07	21,318.55	11:23:14	73512	-40	Bullish	Bearish	-81.52		1.1	47,722.90
11:24:13	24079	0	Bullish	Bullish	-7.68		1.07	21,319.65	11:24:13	73512	0	Bullish	Bearish	-81.52		1.1	47,714.85
11:25:13	29399	5320	Bullish	Bearish	-7.68		1.09	21,312.20	11:25:13	74334	822	Bullish	Bearish	-81.52		1.1	47,715.00
11:26:13	29399	0	Bullish	Bearish	-7.68		1.09	21,316.45	11:26:13	74334	0	Bullish	Bearish	-81.52		1.1	47,716.60
11:27:13	29399	0	Bullish	Bullish	-7.68		1.09	21,316.00	11:27:13	74334	0	Bullish	Bullish	-81.52		1.1	47,716.25
11:28:13	48207	18808	Bullish	Bullish	14.61	Buy 21100 CE	1.15	21,319.40	11:28:13	73570	-764	Bullish	Bullish	-41.84		1.1	47,725.10
11:29:14	48207	0	Bullish	Bullish	12.49		1.15	21,317.45	11:29:14	73549	-21	Bullish	Bullish	-41.49		1.1	47,724.35
11:30:16	48207	0	Bullish	Bullish	10.51		1.15	21,316.95	11:30:16	73549	0	Bullish	Bullish	-52.98		1.1	47,720.95
11:31:14	58944	10737	Bullish	Bearish	9.39		1.19	21,313.60	11:31:14	66882	-6667	Bullish	Bearish	-61.48		1.09	47,715.35
11:32:14	58944	0	Bullish	Bullish	11.43		1.19	21,316.70	11:32:14	66882	0	Bullish	Bearish	-62.82		1.09	47,715.10
11:33:14	58944	0	Bullish	Bearish	11.42		1.19	21,314.45	11:33:14	66883	1	Bullish	Bearish	-51.98		1.09	47,716.05
11:34:16	68644	9700	Bullish	Bearish	12.05		1.23	21,317.25	11:34:16	71407	4524	Bullish	Bullish	-47.55		1.1	47,733.50
11:35:14	68644	0	Bullish	Bearish	16.62		1.23	21,314.60	11:35:14	71407	0	Bullish	Bearish	-44.19		1.1	47,719.50
11:36:14	68644	0	Bullish	Bearish	12.86		1.23	21,315.00	11:36:14	71407	0	Bullish	Bearish	-49.17		1.1	47,717.25
11:37:13	84365	15721	Bullish	Bearish	11.38		1.28	21,313.80	11:37:13	62284	-9123	Bullish	Bullish	-50.66		1.08	47,718.65
11:38:14	84365	0	Bullish	Bullish	15.12		1.28	21,318.95	11:38:14	62285	1	Bullish	Bullish	-37.17		1.08	47,737.80


Nifty ATM		Current Expiry	Exp High : 21,433.70	-58.60	Breakout	Resistanc	21500	BN ATM	Saturday		Exp High : 48,269.30	49.35	Not Break	Resistanc	48000		
21450		2023-12-21	Exp Low : 21,141.20	94.10	Not Break	Support	21300	48100			Exp Low : 47,610.50	22.35	Not Break	Support	47500		
Time	NET Oi	+▲-▼	Net Oi Signal	Price Action Signal	VWAP Diff	Strike	Nifty PCR	Nifty LTP	Time	NET Oi	+▲-▼	Net Oi Signal	Price Action Signal	VWAP Diff	Strike	BN PCR	BN LTP
11:39:13	84365	0	Bullish	Bullish	16.90		1.28	21,317.60	11:39:13	62285	0	Bullish	Bullish	-31.30		1.08	47,738.45
11:40:13	92366	8001	Bullish	Bullish	21.22		1.31	21,328.75	11:40:13	70141	7856	Bullish	Bullish	-12.48		1.1	47,760.35
11:41:14	92366	0	Bullish	Bullish	26.01		1.31	21,330.20	11:41:14	70141	0	Bullish	Bullish	3.22		1.1	47,769.10
11:42:15	92366	0	Bullish	Bullish	26.92		1.31	21,329.85	11:42:15	70141	0	Bullish	Bullish	-10.76		1.1	47,756.15
11:43:13	107008	14642	Bullish	Bullish	24.85		1.37	21,324.40	11:43:13	79797	9656	Bullish	Bullish	-36.80		1.11	47,731.65
11:44:16	107008	0	Bullish	Bullish	17.82		1.37	21,326.05	11:44:16	79797	0	Bullish	Bullish	-50.75		1.11	47,723.90
11:45:16	107008	0	Bullish	Bullish	22.08		1.37	21,329.15	11:45:16	79797	0	Bullish	Bullish	-46.88		1.11	47,717.80
11:46:13	116185	9177	Bullish	Bullish	23.15		1.41	21,328.50	11:46:13	70153	-9644	Bullish	Bearish	-45.92		1.1	47,710.00
11:47:14	116185	0	Bullish	Bullish	21.61		1.41	21,323.55	11:47:14	70153	0	Bullish	Bearish	-63.42		1.1	47,705.65
11:48:14	116185	0	Bullish	Bullish	18.27		1.41	21,320.90	11:48:14	70153	0	Bullish	Bearish	-55.82		1.1	47,713.05
11:49:09	134054	17869	Bullish	Bullish	16.95		1.47	21,320.60	11:49:09	66777	-3376	Bullish	Bearish	-60.00		1.09	47,712.55
11:50:14	134054	0	Bullish	Bullish	13.62		1.47	21,317.85	11:50:14	66778	1	Bullish	Bearish	-77.63		1.09	47,705.10
11:51:14	134054	0	Bullish	Bullish	15.19		1.47	21,319.45	11:51:14	66778	0	Bullish	Bearish	-60.67		1.09	47,713.25
11:52:16	141849	7795	Bullish	Bearish	12.97		1.5	21,316.80	11:52:16	68714	1936	Bullish	Bearish	-56.76		1.09	47,710.05
11:53:13	141849	0	Bullish	Bearish	17.94		1.5	21,319.80	11:53:13	68675	-39	Bullish	Bearish	-51.08		1.09	47,716.95
11:54:15	141849	0	Bullish	Bearish	19.85		1.5	21,319.10	11:54:15	68675	0	Bullish	Bearish	-48.33		1.09	47,717.35
11:55:13	153198	11349	Bullish	Bearish	21.48		1.55	21,329.85	11:55:13	72044	3369	Bullish	Bearish	-51.09		1.1	47,716.05
11:56:13	153198	0	Bullish	Bullish	22.44		1.55	21,324.75	11:56:13	72044	0	Bullish	Bearish	-49.20		1.1	47,714.35
11:57:15	153198	0	Bullish	Bearish	20.81		1.55	21,321.60	11:57:15	72044	0	Bullish	Bearish	-58.84		1.1	47,711.55
11:58:14	154221	1023	Bullish	Bearish	20.79		1.54	21,320.35	11:58:14	61428	-10616	Bullish	Bearish	-64.82		1.08	47,686.85
11:59:14	154221	0	Bullish	Bearish	15.37		1.54	21,317.05	11:59:14	61428	0	Bullish	Bearish	-68.90		1.08	47,684.10
12:00:13	154221	0	Bullish	Bearish	14.56		1.54	21,316.75	12:00:13	61428	0	Bullish	Bearish	-67.22		1.08	47,685.10
12:01:13	158123	3902	Bullish	Bearish	15.74		1.56	21,317.60	12:01:13	62379	951	Bullish	Bearish	-69.21		1.08	47,683.85
12:02:13	158123	0	Bullish	Bearish	13.73		1.56	21,319.30	12:02:13	62381	2	Bullish	Bearish	-68.29		1.08	47,690.10
12:03:13	158123	0	Bullish	Bullish	17.21		1.56	21,318.55	12:03:13	62381	0	Bullish	Bearish	-56.28		1.08	47,689.00
12:04:13	161724	3601	Bullish	Bearish	14.99		1.57	21,317.45	12:04:13	66168	3787	Bullish	Bearish	-48.60		1.09	47,683.35
12:05:13	161711	-13	Bullish	Bullish	13.48		1.57	21,318.55	12:05:13	69498	3330	Bullish	Bearish	-63.46		1.09	47,682.45
12:06:13	161711	0	Bullish	Bearish	19.19		1.57	21,319.60	12:06:13	69498	0	Bullish	Bearish	-59.44		1.09	47,689.95
12:07:14	161970	259	Bullish	Bullish	21.19		1.57	21,320.10	12:07:14	80832	11334	Bullish	Bearish	-38.26		1.11	47,705.55
12:08:14	165151	3181	Bullish	Bearish	18.47		1.58	21,318.10	12:08:14	80832	0	Bullish	Bearish	-53.14		1.11	47,697.70
12:09:13	165151	0	Bullish	Bearish	17.30		1.58	21,315.15	12:09:13	80832	0	Bullish	Bearish	-58.15		1.11	47,688.00
12:10:14	165960	809	Bullish	Bearish	15.44		1.58	21,314.45	12:10:14	65136	-15696	Bullish	Bearish	-68.10		1.09	47,680.50
12:11:13	165960	0	Bullish	Bearish	13.87		1.58	21,314.10	12:11:13	65150	14	Bullish	Bearish	-88.51		1.09	47,666.00
12:12:14	165960	0	Bullish	Bearish	13.10		1.58	21,314.55	12:12:14	65150	0	Bullish	Bullish	-78.95		1.09	47,688.30
12:13:13	165601	-359	Bullish	Bearish	18.07		1.58	21,316.45	12:13:13	66048	898	Bullish	Bullish	-61.92		1.09	47,690.95
12:14:13	165724	123	Bullish	Bearish	10.29		1.58	21,312.00	12:14:13	71161	5113	Bullish	Bullish	-67.40		1.1	47,685.75

Nifty ATM		Current Expiry	Exp High : 21,433.70	-58.60	Breakout	Resistanc	21500	BN ATM	Saturday		Exp High : 48,269.30	49.35	Not Break	Resistanc	48000		
21450		2023-12-21	Exp Low : 21,141.20	94.10	Not Break	Support	21300	48100			Exp Low : 47,610.50	22.35	Not Break	Support	47500		
Time	NET Oi	+▲-▼	Net Oi Signal	Price Action Signal	VWAP Diff	Strike	Nifty PCR	Nifty LTP	Time	NET Oi	+▲-▼	Net Oi Signal	Price Action Signal	VWAP Diff	Strike	BN PCR	BN LTP
12:15:16	165724	0	Bullish	Bearish	11.63		1.58	21,310.90	12:15:16	71167	6	Bullish	Bearish	-59.37		1.1	47,685.40
12:16:13	162166	-3558	Bullish	Bearish	8.56		1.58	21,310.30	12:16:13	62738	-8429	Bullish	Bearish	-81.21		1.08	47,681.00
12:17:14	162166	0	Bullish	Bearish	5.44		1.58	21,309.30	12:17:14	62738	0	Bullish	Bearish	-67.15		1.08	47,678.45
12:18:13	162166	0	Bullish	Bearish	0.98		1.58	21,304.50	12:18:13	62738	0	Bullish	Bearish	-91.49		1.08	47,674.90
12:19:13	159370	-2796	Bullish	Bearish	-0.02		1.56	21,310.00	12:19:13	40925	-21813	Bullish	Bearish	-80.26		1.05	47,683.90
12:20:13	159370	0	Bullish	Bearish	16.00		1.56	21,319.90	12:20:13	40878	-47	Bullish	Bearish	-65.30		1.05	47,697.50
12:21:13	159370	0	Bullish	Bullish	15.29		1.56	21,318.65	12:21:13	40878	0	Bullish	Bullish	-58.23		1.05	47,702.20
12:22:13	150751	-8619	Bullish	Bullish	15.29		1.52	21,322.10	12:22:13	28289	-12589	Bullish	Bullish	-50.07		1.04	47,712.05
12:23:11	150751	0	Bullish	Bullish	15.90		1.52	21,321.70	12:23:11	28289	0	Bullish	Bullish	-71.92		1.04	47,691.65
12:24:13	150751	0	Bullish	Bullish	18.53		1.52	21,321.90	12:24:13	28289	0	Bullish	Bullish	-80.31		1.04	47,689.30
12:25:15	139701	-11050	Bullish	Bullish	15.48		1.48	21,322.45	12:25:15	14089	-14200	Bullish	Bullish	-73.29		1.02	47,698.65
12:26:14	139701	0	Bullish	Bullish	16.96		1.48	21,322.85	12:26:14	14124	35	Bullish	Bullish	-64.45		1.02	47,698.55
12:27:13	139701	0	Bullish	Bullish	17.85		1.48	21,325.35	12:27:13	14124	0	Bullish	Bullish	-68.36		1.02	47,694.30
12:28:15	145480	5779	Bullish	Bullish	20.28		1.5	21,325.30	12:28:15	17290	3166	Bullish	Bullish	-63.32		1.02	47,708.65
12:29:14	145480	0	Bullish	Bullish	21.39		1.5	21,325.00	12:29:14	18644	1354	Bullish	Bullish	-59.16		1.02	47,703.90
12:30:15	145480	0	Bullish	Bullish	18.70		1.5	21,321.50	12:30:15	18644	0	Bullish	Bullish	-55.47		1.02	47,706.50
12:31:14	145480	0	Bullish	Bullish	23.57		1.5	21,326.95	12:31:14	22864	4220	Bullish	Bullish	-44.06		1.03	47,720.50
12:32:13	147366	1886	Bullish	Bullish	25.37		1.5	21,327.45	12:32:13	22837	-27	Bullish	Bullish	-39.65		1.03	47,725.50
12:33:13	147366	0	Bullish	Bullish	30.90		1.5	21,326.25	12:33:13	22837	0	Bullish	Bullish	-38.25		1.03	47,724.50
12:34:13	154523	7157	Bullish	Bullish	23.83		1.53	21,326.95	12:34:13	18948	-3889	Bullish	Bullish	-43.80		1.02	47,723.70
12:35:14	154523	0	Bullish	Bullish	24.00		1.53	21,326.20	12:35:14	18793	-155	Bullish	Bullish	-39.30		1.02	47,734.05
12:36:15	154523	0	Bullish	Bullish	21.44		1.53	21,323.50	12:36:15	18793	0	Bullish	Bullish	-33.70		1.02	47,720.10
12:37:14	157942	3419	Bullish	Bullish	19.53		1.54	21,323.05	12:37:14	15003	-3790	Bullish	Bullish	-38.13		1.02	47,728.50
12:38:13	157942	0	Bullish	Bullish	20.47		1.54	21,325.85	12:38:13	19321	4318	Bullish	Bullish	-33.64		1.02	47,737.90
12:39:13	157942	0	Bullish	Bullish	24.43		1.54	21,324.80	12:39:13	19321	0	Bullish	Bullish	-19.44		1.02	47,734.45
12:40:13	163380	5438	Bullish	Bearish	24.02		1.56	21,322.55	12:40:13	39197	19876	Bullish	Bullish	-13.86		1.05	47,732.15
12:41:13	163943	563	Bullish	Bearish	23.19		1.56	21,325.25	12:41:13	39214	17	Bullish	Bullish	-23.43		1.05	47,729.55
12:42:13	163943	0	Bullish	Bullish	28.21		1.56	21,325.55	12:42:13	39214	0	Bullish	Bullish	-16.23		1.05	47,737.60
12:43:13	164160	217	Bullish	Bullish	25.15		1.56	21,325.75	12:43:13	39645	431	Bullish	Bullish	-17.13		1.05	47,738.75
12:44:14	164990	830	Bullish	Bearish	24.94		1.57	21,326.10	12:44:14	39645	0	Bullish	Bullish	-13.22		1.05	47,750.80
12:45:13	164990	0	Bullish	Bullish	27.46		1.57	21,333.50	12:45:13	39645	0	Bullish	Bullish	-7.41		1.05	47,773.10
12:46:14	174662	9672	Bullish	Bullish	29.07		1.61	21,331.40	12:46:14	36786	-2859	Bullish	Bullish	-13.84		1.05	47,746.65
12:47:13	174662	0	Bullish	Bullish	33.03		1.61	21,334.00	12:47:13	36786	0	Bullish	Bullish	-21.17		1.05	47,755.90
12:48:13	174662	0	Bullish	Bullish	29.45		1.61	21,331.60	12:48:13	36786	0	Bullish	Bullish	-21.19		1.05	47,739.15
12:49:13	169549	-5113	Bullish	Bullish	30.91		1.59	21,330.35	12:49:13	38787	2001	Bullish	Bullish	-17.40		1.05	47,743.10
12:50:14	169461	-88	Bullish	Bullish	29.63		1.59	21,332.35	12:50:14	30728	-8059	Bullish	Bullish	-17.83		1.04	47,744.00

Nifty ATM		Current Expiry	Exp High : 21,433.70	-58.60	Breakout	Resistanc	21500	BN ATM	Saturday		Exp High : 48,269.30	49.35	Not Break	Resistanc	48000		
21450		2023-12-21	Exp Low : 21,141.20	94.10	Not Break	Support	21300	48100			Exp Low : 47,610.50	22.35	Not Break	Support	47500		
Time	NET Oi	+▲-▼	Net Oi Signal	Price Action Signal	VWAP Diff	Strike	Nifty PCR	Nifty LTP	Time	NET Oi	+▲-▼	Net Oi Signal	Price Action Signal	VWAP Diff	Strike	BN PCR	BN LTP
12:51:13	169461	0	Bullish	Bullish	30.85		1.59	21,332.20	12:51:13	30736	8	Bullish	Bullish	-17.82		1.04	47,738.95
12:52:13	169586	125	Bullish	Bullish	29.82		1.59	21,328.40	12:52:13	29193	-1543	Bullish	Bearish	-32.89		1.04	47,722.60
12:53:14	171772	2186	Bullish	Bullish	32.21		1.59	21,331.35	12:53:14	29188	-5	Bullish	Bearish	-21.82		1.04	47,727.85
12:54:14	171772	0	Bullish	Bullish	30.93		1.59	21,329.45	12:54:14	29188	0	Bullish	Bullish	-11.88		1.04	47,736.90
12:55:13	181632	9860	Bullish	Bullish	25.04		1.63	21,325.75	12:55:13	44910	15722	Bullish	Bearish	-17.82		1.06	47,730.70
12:56:14	181632	0	Bullish	Bullish	24.73		1.63	21,326.55	12:56:14	45057	147	Bullish	Bearish	-16.35		1.06	47,722.60
12:57:18	181632	0	Bullish	Bearish	20.90		1.63	21,324.30	12:57:18	45057	0	Bullish	Bearish	-37.71		1.06	47,715.45
12:58:13	186939	5307	Bullish	Bearish	19.33		1.65	21,322.65	12:58:13	44969	-88	Bullish	Bearish	-33.06		1.06	47,732.10
12:59:14	186939	0	Bullish	Bearish	27.49		1.65	21,327.05	12:59:14	44969	0	Bullish	Bearish	-9.75		1.06	47,731.55
13:00:14	186939	0	Bullish	Bearish	32.47		1.65	21,329.05	13:00:14	44972	3	Bullish	Bearish	-6.74		1.06	47,737.25
13:01:15	190639	3700	Bullish	Bearish	32.47		1.67	21,330.50	13:01:15	52422	7450	Bullish	Bearish	-6.74		1.07	47,728.40
13:02:14	196025	5386	Bullish	Bearish	35.41		1.69	21,328.95	13:02:14	52422	0	Bullish	Bearish	2.92		1.07	47,724.00
13:03:14	196025	0	Bullish	Bearish	28.93		1.69	21,329.85	13:03:14	52421	-1	Bullish	Bearish	-27.63		1.07	47,738.55
13:04:13	200016	3991	Bullish	Bearish	31.36		1.71	21,330.55	13:04:13	48848	-3573	Bullish	Bullish	-16.56		1.06	47,739.55
13:05:13	200016	0	Bullish	Bullish	31.36		1.71	21,332.00	13:05:13	42083	-6765	Bullish	Bullish	-16.56		1.05	47,742.45
13:06:15	200016	0	Bullish	Bearish	35.80		1.71	21,324.05	13:06:15	42083	0	Bullish	Bullish	-8.86		1.05	47,734.20
13:07:14	205206	5190	Bullish	Bearish	28.16		1.73	21,323.20	13:07:14	61779	19696	Bullish	Bearish	-9.05		1.08	47,732.65
13:08:13	205206	0	Bullish	Bearish	23.65		1.73	21,322.45	13:08:13	61799	20	Bullish	Bullish	-10.24		1.08	47,739.50
13:09:13	205206	0	Bullish	Bearish	23.65		1.73	21,321.75	13:09:13	61799	0	Bullish	Bullish	-10.24		1.08	47,730.70
13:10:15	203112	-2094	Bullish	Bullish	26.83		1.71	21,324.65	13:10:15	61799	0	Bullish	Bullish	-22.74		1.08	47,723.95
13:11:15	203617	505	Bullish	Bullish	25.01		1.72	21,325.60	13:11:15	59663	-2136	Bullish	Bearish	-27.53		1.08	47,725.20
13:12:14	203617	0	Bullish	Bearish	27.93		1.72	21,325.00	13:12:14	59663	0	Bullish	Bearish	-33.59		1.08	47,724.60
13:13:13	206715	3098	Bullish	Bearish	27.93		1.73	21,324.60	13:13:13	55077	-4586	Bullish	Bearish	-33.59		1.07	47,713.10
13:14:14	206715	0	Bullish	Bearish	27.79		1.73	21,322.10	13:14:14	55079	2	Bullish	Bearish	-41.24		1.07	47,708.80
13:15:16	206715	0	Bullish	Bearish	27.79		1.73	21,322.85	13:15:16	55079	0	Bullish	Bearish	-41.24		1.07	47,719.85
13:16:14	208941	2226	Bullish	Bearish	27.79		1.74	21,324.65	13:16:14	63671	8592	Bullish	Bullish	-41.24		1.08	47,740.15
13:17:13	208941	0	Bullish	Bearish	27.79		1.74	21,329.40	13:17:13	63678	7	Bullish	Bullish	-41.24		1.08	47,744.15
13:18:13	208941	0	Bullish	Bearish	27.79		1.74	21,330.20	13:18:13	63678	0	Bullish	Bullish	-41.24		1.08	47,745.55
13:19:14	210513	1572	Bullish	Bullish	27.79		1.75	21,329.15	13:19:14	60685	-2993	Bullish	Bullish	-41.24		1.08	47,750.55
13:20:14	210513	0	Bullish	Bullish	27.79		1.75	21,327.20	13:20:14	67789	7104	Bullish	Bullish	-41.24		1.09	47,771.30
13:21:13	210513	0	Bullish	Bullish	27.79		1.75	21,323.10	13:21:13	67789	0	Bullish	Bullish	-41.24		1.09	47,775.45
13:22:14	209957	-556	Bullish	Bullish	27.79		1.74	21,324.75	13:22:14	104363	36574	Bullish	Bullish	-41.24		1.14	47,783.55
13:23:13	211277	1320	Bullish	Bullish	27.79		1.75	21,325.80	13:23:13	104354	-9	Bullish	Bullish	-41.24		1.14	47,781.95
13:24:14	211277	0	Bullish	Bullish	27.79		1.75	21,326.00	13:24:14	104354	0	Bullish	Bullish	-41.24		1.14	47,762.45
13:25:15	209444	-1833	Bullish	Bearish	27.79		1.74	21,323.65	13:25:15	112726	8372	Bullish	Bullish	-41.24		1.15	47,772.60
13:26:13	207434	-2010	Bullish	Bearish	27.79		1.73	21,321.95	13:26:13	122207	9481	Bullish	Bullish	-41.24		1.17	47,752.10

Nifty ATM		Current Expiry	Exp High : 21,433.70	-58.60	Breakout	Resistanc	21500	BN ATM	Saturday		Exp High : 48,269.30	49.35	Not Break	Resistanc	48000		
21450		2023-12-21	Exp Low : 21,141.20	94.10	Not Break	Support	21300	48100			Exp Low : 47,610.50	22.35	Not Break	Support	47500		
Time	NET Oi	+▲-▼	Net Oi Signal	Price Action Signal	VWAP Diff	Strike	Nifty PCR	Nifty LTP	Time	NET Oi	+▲-▼	Net Oi Signal	Price Action Signal	VWAP Diff	Strike	BN PCR	BN LTP
13:27:13	207434	0	Bullish	Bullish	27.79		1.73	21,324.65	13:27:13	122207	0	Bullish	Bullish	-41.24		1.17	47,744.05
13:28:13	204142	-3292	Bullish	Bullish	27.56		1.72	21,324.25	13:28:13	135468	13261	Bullish	Bullish	0.67		1.19	47,741.00
13:29:13	204142	0	Bullish	Bearish	27.56		1.72	21,320.90	13:29:13	125181	-10287	Bullish	Bullish	0.67		1.17	47,744.75
13:30:14	204142	0	Bullish	Bearish	27.56		1.72	21,324.25	13:30:14	125187	6	Bullish	Bullish	0.67		1.17	47,748.65
13:31:17	202175	-1967	Bullish	Bearish	27.56		1.71	21,322.60	13:31:17	126421	1234	Bullish	Bullish	0.67		1.17	47,751.10
13:32:13	203911	1736	Bullish	Bearish	27.56		1.71	21,321.40	13:32:13	122968	-3453	Bullish	Bearish	0.67		1.17	47,742.00
13:33:13	203911	0	Bullish	Bullish	27.56		1.71	21,329.30	13:33:13	122968	0	Bullish	Bearish	0.67		1.17	47,757.00
13:34:13	212268	8357	Bullish	Bullish	27.56		1.76	21,333.00	13:34:13	124218	1250	Bullish	Bullish	0.67		1.17	47,780.80
13:35:14	212168	-100	Bullish	Bullish	27.56		1.76	21,334.40	13:35:14	125785	1567	Bullish	Bullish	0.67		1.17	47,794.05
13:36:13	212168	0	Bullish	Bullish	27.56		1.76	21,335.20	13:36:13	125785	0	Bullish	Bullish	0.67		1.17	47,790.85
13:37:13	211348	-820	Bullish	Bullish	27.56		1.75	21,328.95	13:37:13	123687	-2098	Bullish	Bullish	0.67		1.17	47,774.50
13:38:12	212673	1325	Bullish	Bullish	27.56		1.76	21,329.50	13:38:12	125221	1534	Bullish	Bullish	0.67		1.17	47,785.25
13:39:13	212673	0	Bullish	Bullish	27.56		1.76	21,333.60	13:39:13	125221	0	Bullish	Bullish	0.67		1.17	47,811.30
13:40:13	215929	3256	Bullish	Bullish	40.22		1.77	21,331.80	13:40:13	131761	6540	Bullish	Bullish	100.81	Buy 47500 CE	1.18	47,822.70
13:41:13	215929	0	Bullish	Bullish	40.22		1.77	21,333.35	13:41:13	203322	71561	Bullish	Bullish	100.81		1.31	47,810.65
13:42:13	215929	0	Bullish	Bullish	41.10		1.77	21,330.95	13:42:13	203322	0	Bullish	Bullish	64.47		1.31	47,815.00
13:43:14	215929	0	Bullish	Bullish	39.23		1.77	21,330.95	13:43:14	242438	39116	Bullish	Bullish	63.70		1.38	47,801.75
13:44:13	220382	4453	Bullish	Bullish	39.23		1.79	21,337.45	13:44:13	242438	0	Bullish	Bullish	63.70		1.38	47,813.75
13:45:13	220382	0	Bullish	Bullish	39.23		1.79	21,337.90	13:45:13	242438	0	Bullish	Bullish	63.70		1.38	47,811.45
13:46:16	227510	7128	Bullish	Bullish	39.23		1.82	21,336.85	13:46:16	246858	4420	Bullish	Bullish	63.70		1.39	47,823.80
13:47:13	227510	0	Bullish	Bullish	39.23		1.82	21,343.25	13:47:13	262962	16104	Bullish	Bullish	63.70		1.41	47,836.70
13:48:13	227510	0	Bullish	Bullish	42.44		1.82	21,341.65	13:48:13	262962	0	Bullish	Bullish	80.26		1.41	47,822.70
13:49:13	223040	-4470	Bullish	Bullish	42.38		1.81	21,343.75	13:49:13	269724	6762	Bullish	Bullish	71.52		1.42	47,824.95
13:50:14	222385	-655	Bullish	Bullish	43.32		1.8	21,340.40	13:50:14	269722	-2	Bullish	Bullish	67.05		1.42	47,828.00
13:51:13	222385	0	Bullish	Bullish	43.64		1.8	21,340.40	13:51:13	269722	0	Bullish	Bullish	79.22		1.42	47,837.40
13:52:13	222212	-173	Bullish	Bullish	45.05		1.8	21,343.15	13:52:13	277302	7580	Bullish	Bullish	77.98		1.43	47,822.50
13:53:13	223805	1593	Bullish	Bullish	48.16		1.81	21,347.65	13:53:13	277301	-1	Bullish	Bullish	83.64		1.43	47,844.75
13:54:12	223805	0	Bullish	Bullish	50.06		1.81	21,352.25	13:54:12	277301	0	Bullish	Bullish	67.60		1.43	47,834.25
13:56:05	224523	718	Bullish	Bullish	43.19		1.81	21,351.05	13:56:05	280624	3323	Bullish	Bullish	59.55		1.44	47,850.25
13:56:14	224523	0	Bullish	Bullish	43.19		1.81	21,351.05	13:56:14	280624	0	Bullish	Bullish	59.55		1.44	47,850.25
13:57:14	224523	0	Bullish	Bullish	46.81		1.81	21,351.55	13:57:14	280624	0	Bullish	Bullish	64.58		1.44	47,853.85
13:58:14	226594	2071	Bullish	Bullish	42.77		1.82	21,348.60	13:58:14	286694	6070	Bullish	Bullish	67.57		1.45	47,844.40
13:59:16	226594	0	Bullish	Bullish	42.06		1.82	21,356.55	13:59:16	286694	0	Bullish	Bullish	77.42		1.45	47,884.60
14:00:13	226594	0	Bullish	Bullish	55.32		1.82	21,360.05	14:00:13	286694	0	Bullish	Bullish	128.49		1.45	47,897.45
14:01:13	255208	28614	Bullish	Bullish	59.09		2	21,361.50	14:01:13	421556	134862	Bullish	Bullish	154.35		1.78	47,905.40
14:02:13	255208	0	Bullish	Bullish	57.21		2	21,358.65	14:02:13	448901	27345	Bullish	Bullish	142.32		1.87	47,899.80

Nifty ATM		Current Expiry	Exp High : 21,433.70	-58.60	Breakout	Resistanc	21500	BN ATM	Saturday		Exp High : 48,269.30	49.35	Not Break	Resistanc	48000		
21450		2023-12-21	Exp Low : 21,141.20	94.10	Not Break	Support	21300	48100			Exp Low : 47,610.50	22.35	Not Break	Support	47500		
Time	NET Oi	+▲-▼	Net Oi Signal	Price Action Signal	VWAP Diff	Strike	Nifty PCR	Nifty LTP	Time	NET Oi	+▲-▼	Net Oi Signal	Price Action Signal	VWAP Diff	Strike	BN PCR	BN LTP
14:03:13	255208	0	Bullish	Bullish	54.88		2	21,359.20	14:03:13	448901	0	Bullish	Bullish	154.79		1.87	47,918.45
14:04:13	262149	6941	Bullish	Bullish	53.42		2.03	21,355.05	14:04:13	489511	40610	Bullish	Bullish	159.14		2.03	47,906.90
14:05:13	267186	5037	Bullish	Bullish	55.51		2.07	21,358.35	14:05:13	520332	30821	Bullish	Bullish	181.04		2.1	47,939.30
14:06:13	267186	0	Bullish	Bullish	54.00		2.07	21,354.15	14:06:13	520332	0	Bullish	Bullish	181.81		2.1	47,941.80
14:07:14	273952	6766	Bullish	Bearish	41.85		2.12	21,335.90	14:07:14	551902	31570	Bullish	Bullish	151.36		2.17	47,932.90
14:08:13	270970	-2982	Bullish	Bearish	38.51		2.11	21,349.80	14:08:13	620865	68963	Bullish	Bullish	170.63		2.53	47,949.75
14:09:13	270970	0	Bullish	Bearish	44.49		2.11	21,341.05	14:09:13	620865	0	Bullish	Bullish	161.19		2.53	47,935.20
14:10:14	271037	67	Bullish	Bearish	38.67		2.11	21,340.45	14:10:14	620865	0	Bullish	Bullish	144.24		2.53	47,914.60
14:11:13	273489	2452	Bullish	Bearish	36.18		2.13	21,343.20	14:11:13	651697	30832	Bullish	Bullish	132.56		2.6	47,926.80
14:12:13	273489	0	Bullish	Bearish	40.62		2.13	21,344.40	14:12:13	651697	0	Bullish	Bullish	157.43		2.6	47,921.60
14:13:14	275468	1979	Bullish	Bearish	37.39		2.14	21,335.60	14:13:14	654112	2415	Bullish	Bullish	127.03		2.62	47,925.95
14:14:14	274413	-1055	Bullish	Bearish	37.35		2.13	21,338.00	14:14:14	670648	16536	Bullish	Bullish	139.87		2.66	47,921.65
14:15:12	274413	0	Bullish	Bearish	36.29		2.13	21,334.50	14:15:12	670648	0	Bullish	Bullish	142.65		2.66	47,920.45
14:16:13	275128	715	Bullish	Bearish	34.77		2.14	21,330.65	14:16:13	668232	-2416	Bullish	Bearish	120.53		2.65	47,900.20
14:17:12	274525	-603	Bullish	Bearish	35.30		2.14	21,335.70	14:17:12	663767	-4465	Bullish	Bullish	140.00		2.63	47,923.60
14:18:13	274525	0	Bullish	Bearish	28.28		2.14	21,332.45	14:18:13	663767	0	Bullish	Bearish	112.72		2.63	47,915.20
14:19:13	269953	-4572	Bullish	Bearish	28.76		2.12	21,333.10	14:19:13	663767	0	Bullish	Bearish	129.32		2.63	47,938.10
14:20:13	268474	-1479	Bullish	Bearish	31.63		2.1	21,331.95	14:20:13	644847	-18920	Bullish	Bearish	129.44		2.57	47,924.50
14:21:13	268474	0	Bullish	Bearish	29.60		2.1	21,339.50	14:21:13	644847	0	Bullish	Bearish	137.41		2.57	47,938.55
14:22:13	267539	-935	Bullish	Bullish	36.41		2.1	21,344.25	14:22:13	626975	-17872	Bullish	Bullish	158.62		2.46	47,964.80
14:23:15	257246	-10293	Bullish	Bullish	43.37		2.05	21,350.10	14:23:15	625834	-1141	Bullish	Bullish	162.12		2.46	47,948.65
14:24:14	257246	0	Bullish	Bearish	32.29		2.05	21,339.40	14:24:14	625834	0	Bullish	Bullish	138.02		2.46	47,929.40
14:25:13	243837	-13409	Bullish	Bearish	34.24		1.97	21,341.60	14:25:13	623945	-1889	Bullish	Bullish	138.29		2.46	47,931.35
14:26:13	243837	0	Bullish	Bullish	35.22		1.97	21,342.85	14:26:13	618635	-5310	Bullish	Bullish	121.41		2.43	47,928.55
14:27:12	243837	0	Bullish	Bullish	37.15		1.97	21,343.00	14:27:12	618636	1	Bullish	Bullish	127.47		2.43	47,933.10
14:28:13	243837	0	Bullish	Bullish	30.88		1.97	21,337.10	14:28:13	607847	-10789	Bullish	Bearish	117.22		2.37	47,913.50
14:29:13	238123	-5714	Bullish	Bullish	29.30		1.93	21,338.95	14:29:13	604420	-3427	Bullish	Bullish	90.26		2.36	47,908.85
14:30:13	238123	0	Bullish	Bullish	36.84		1.93	21,342.30	14:30:13	604420	0	Bullish	Bullish	118.99		2.36	47,923.65
14:31:13	239728	1605	Bullish	Bullish	40.07		1.94	21,350.40	14:31:13	614761	10341	Bullish	Bullish	131.86		2.41	47,938.05
14:32:14	241726	1998	Bullish	Bullish	40.79		1.95	21,355.70	14:32:14	614467	-294	Bullish	Bullish	149.67		2.41	47,952.70
14:33:13	241726	0	Bullish	Bullish	40.91		1.95	21,350.10	14:33:13	614511	44	Bullish	Bullish	139.43		2.41	47,939.80
14:34:13	240087	-1639	Bullish	Bullish	37.44		1.94	21,345.65	14:34:13	614511	0	Bullish	Bullish	137.20		2.41	47,938.70
14:35:16	240083	-4	Bullish	Bullish	40.73		1.94	21,350.80	14:35:16	616342	1831	Bullish	Bearish	140.06		2.42	47,944.00
14:36:13	240083	0	Bullish	Bullish	45.31		1.94	21,354.35	14:36:13	616342	0	Bullish	Bullish	143.61		2.42	47,956.00
14:37:14	242865	2782	Bullish	Bullish	45.19		1.96	21,352.00	14:37:14	617229	887	Bullish	Bullish	154.83		2.43	47,957.25
14:38:13	246631	3766	Bullish	Bullish	39.24		1.98	21,349.15	14:38:13	621545	4316	Bullish	Bullish	142.98		2.44	47,944.10

Nifty ATM		Current Expiry	Exp High : 21,433.70	-58.60	Breakout	Resistanc	21500	BN ATM	Saturday		Exp High : 48,269.30	49.35	Not Break	Resistanc	48000		
21450		2023-12-21	Exp Low : 21,141.20	94.10	Not Break	Support	21300	48100			Exp Low : 47,610.50	22.35	Not Break	Support	47500		
Time	NET Oi	+▲-▼	Net Oi Signal	Price Action Signal	VWAP Diff	Strike	Nifty PCR	Nifty LTP	Time	NET Oi	+▲-▼	Net Oi Signal	Price Action Signal	VWAP Diff	Strike	BN PCR	BN LTP
14:39:13	246631	0	Bullish	Bullish	38.53		1.98	21,345.45	14:39:13	621545	0	Bullish	Bullish	134.71		2.44	47,944.25
14:40:14	249466	2835	Bullish	Bullish	42.50		1.99	21,350.20	14:40:14	621545	0	Bullish	Bullish	140.72		2.44	47,954.00
14:41:13	249466	0	Bullish	Bullish	46.84		1.99	21,350.75	14:41:13	618487	-3058	Bullish	Bullish	154.74		2.44	47,955.15
14:42:15	249466	0	Bullish	Bullish	51.38		1.99	21,355.45	14:42:15	618487	0	Bullish	Bullish	153.51		2.44	47,977.35
14:43:12	249466	0	Bullish	Bullish	58.03		1.99	21,363.90	14:43:12	621995	3508	Bullish	Bullish	185.36		2.45	47,981.10
14:44:13	261680	12214	Bullish	Bullish	51.96		2.1	21,358.20	14:44:13	652769	30774	Bullish	Bullish	157.31		2.63	47,956.15
14:45:14	261680	0	Bullish	Bullish	47.74		2.1	21,357.50	14:45:14	652769	0	Bullish	Bullish	167.05		2.63	47,968.80
14:46:13	261331	-349	Bullish	Bullish	50.08		2.09	21,358.75	14:46:13	648670	-4099	Bullish	Bullish	154.92		2.61	47,983.20
14:47:12	264188	2857	Bullish	Bullish	49.76		2.1	21,361.50	14:47:12	649444	774	Bullish	Bullish	154.81		2.61	47,966.85
14:48:13	264188	0	Bullish	Bullish	53.24		2.1	21,359.35	14:48:13	649444	0	Bullish	Bullish	162.15		2.61	47,962.10
14:49:11	262592	-1596	Bullish	Bullish	50.97		2.1	21,359.95	14:49:11	649444	0	Bullish	Bearish	145.35		2.61	47,950.60
14:50:12	265369	2777	Bullish	Bullish	53.18		2.12	21,359.95	14:50:12	648834	-610	Bullish	Bullish	158.55		2.62	47,967.05
14:51:13	265369	0	Bullish	Bullish	58.12		2.12	21,363.80	14:51:13	648834	0	Bullish	Bullish	155.78		2.62	47,963.65
14:52:13	265369	0	Bullish	Bullish	69.77		2.12	21,371.75	14:52:13	648834	0	Bullish	Bullish	174.91		2.62	47,980.75
14:53:13	287997	22628	Bullish	Bullish	82.96		2.33	21,386.40	14:53:13	662988	14154	Bullish	Bullish	190.41		2.7	47,999.85
14:54:13	287997	0	Bullish	Bullish	89.07		2.33	21,387.35	14:54:13	662988	0	Bullish	Bullish	224.63		2.7	48,018.35
14:55:13	308702	20705	Bullish	Bullish	94.71		2.57	21,386.45	14:55:13	727060	64072	Bullish	Bullish	236.56		3.25	48,012.80
14:56:15	320657	11955	Bullish	Bullish	95.42		2.63	21,390.40	14:56:15	727167	107	Bullish	Bullish	230.64		3.25	48,033.80
14:57:13	320657	0	Bullish	Bullish	103.34		2.63	21,396.90	14:57:13	727167	0	Bullish	Bullish	220.55		3.25	48,029.35
14:58:13	351400	30743	Bullish	Bullish	91.23		2.79	21,395.50	14:58:13	727167	0	Bullish	Bullish	216.73		3.25	48,046.10
14:59:13	355824	4424	Bullish	Bullish	99.06		2.85	21,400.90	14:59:13	779072	51905	Bullish	Bullish	242.42		3.71	48,037.65
15:00:13	355824	0	Bullish	Bullish	101.74		2.85	21,398.05	15:00:13	779072	0	Bullish	Bullish	251.78		3.71	48,058.40
15:01:13	373283	17459	Bullish	Bullish	104.88		3.14	21,407.65	15:01:13	786162	7090	Bullish	Bullish	275.03		3.74	48,076.30
15:02:15	383936	10653	Bullish	Bullish	119.66		3.2	21,422.10	15:02:15	845830	59668	Bullish	Bullish	289.16		4.72	48,117.70
15:03:14	383936	0	Bullish	Bullish	120.61		3.2	21,429.05	15:03:14	845830	0	Bullish	Bullish	326.84		4.72	48,153.60
15:04:14	393569	9633	Bullish	Bullish	125.31		3.25	21,439.30	15:04:14	877806	31976	Bullish	Bullish	315.07		5.49	48,184.25
15:05:15	401733	8164	Bullish	Bullish	122.86		3.41	21,435.75	15:05:15	882835	5029	Bullish	Bullish	298.19		5.52	48,154.05
15:06:14	401733	0	Bullish	Bullish	108.91		3.41	21,432.50	15:06:14	882835	0	Bullish	Bullish	243.09		5.52	48,137.15
15:07:13	399503	-2230	Bullish	Bullish	114.00		3.37	21,433.00	15:07:13	882835	0	Bullish	Bullish	256.94		5.52	48,145.25
15:08:13	407922	8419	Bullish	Bullish	113.48		3.42	21,431.20	15:08:13	912277	29442	Bullish	Bullish	256.57		6.5	48,110.25
15:09:13	407922	0	Bullish	Bullish	105.17		3.42	21,425.20	15:09:13	912277	0	Bullish	Bullish	222.44		6.5	48,106.25
15:10:13	402561	-5361	Bullish	Bullish	105.44		3.31	21,433.45	15:10:13	912277	0	Bullish	Bullish	229.42		6.5	48,122.80
15:11:13	402561	0	Bullish	Bullish	105.76		3.31	21,434.10	15:11:13	898500	-13777	Bullish	Bullish	229.27		6.7	48,122.90
15:12:13	402561	0	Bullish	Bullish	111.10		3.31	21,439.05	15:12:13	898500	0	Bullish	Bullish	235.33		6.7	48,130.15
15:13:13	400308	-2253	Bullish	Bullish	119.83		3.3	21,445.15	15:13:13	888235	-10265	Bullish	Bullish	247.54		7.04	48,138.65
15:14:13	399149	-1159	Bullish	Bullish	120.55		3.3	21,444.25	15:14:13	888330	95	Bullish	Bullish	227.15		7.04	48,135.05

Nifty ATM	Nifty Spot	Nifty Pre C	Nifty Open	Nifty High	Nifty Low	India VIX	Current Expiry	Exp High	21,433.70	-58.60	Breakout	Resistanc	21500	BN ATM	BN Spot	BN Pre CL	BN Open	BN High	BN Low	India VIX	Saturday	Exp High	48,269.30	49.35	Not Break	Resistanc	48000		
21450	21,456.65	21182.7	21,287.45	21,492.30	21,235.30	13.13	2023-12-21	Exp Low	21,141.20	94.10	Not Break	Support	21300	48100	48,143.55	47,732.30	47,939.90	48,219.95	47,632.85	13.13		Exp Low	47,610.50	22.35	Not Break	Support	47500		
Time	Call COI (Bearish ▼)	Call COI (+▲+▼)	Short Covering	Put COI (Bullish ▲)	Put COI (+▲+▼)	Long UW	NET Oi	+▲-▼	Net Oi Signal	Price Action Signal	VWAP Diff	Strike	Nifty PCR	Nifty LTP	Time	Call COI (Bearish ▼)	Call COI (+▲+▼)	Short Covering	Put COI (Bullish ▲)	Put COI (+▲+▼)	Long Unwinding	NET Oi	+▲-▼	Net Oi Signal	Price Action Signal	VWAP Diff	Strike	BN PCR	BN LTP
09:15:15	191887	0		262965	0		71078	0	Bullish	Wait	73.17		1.37	21,287.45	09:15:15	325919	0		574166	0		248247	0	Bullish	Wait	81.44		1.76	47,939.90
09:16:13	191887	0		262965	0		71078	0	Bullish	Wait	4.17		1.37	21,266.75	09:16:13	325919	0		494288	-79878	Long UW	168369	-79878	Bullish	Wait	-60.84		1.52	47,903.65
09:17:13	99716	-92171	Short C	21553	-241412	Long UW	-78163	-149241	Bearish	Wait	-3.86		0.22	21,281.15	09:17:13	48789	-277130	Short C	440481	-53807	Long UW	391692	223323	Bullish	Wait	-12.39		9.03	47,909.15
09:18:13	99716	0		21553	0		-78163	0	Bearish	Wait	1.44		0.22	21,267.15	09:18:13	48789	0		440481	0		391692	0	Bullish	Wait	-31.74	Buy 48200 PE	9.03	47,879.15
09:19:14	143462	43746		73998	52445		-69464	8699	Bearish	Wait	-10.39	Buy 21500 PE	0.52	21,266.55	09:19:14	151781	102992		568419	127938		416638	24946	Bullish	Wait	-50.66		3.74	47,869.80
09:20:14	143462	0		73998	0		-69464	0	Bearish	Wait	-0.10		0.52	21,270.25	09:20:14	151781	0		568419	0		416638	0	Bullish	Wait	-15.55		3.74	47,842.10
09:21:14	143462	0		73998	0		-69464	0	Bearish	Wait	-4.64		0.52	21,272.45	09:21:14	151781	0		573672	5253		421891	5253	Bullish	Wait	-49.53		3.78	47,825.45
09:22:13	175090	31628		102723	33275		-67817	1647	Bearish	Wait	0.38		0.61	21,275.50	09:22:13	193067	41286		662400	88728		469333	47442	Bullish	Wait	-52.09		3.43	47,846.65
09:23:13	177167	2077		120138	12865		-57029	10788	Bearish	Wait	0.03		0.68	21,269.45	09:23:13	238581	45514		662400	0		423819	-45514	Bullish	Wait	-45.89		2.78	47,833.50
09:24:13	192793	15626		139267	19129		-53526	3503	Bearish	Wait	-3.21		0.72	21,264.60	09:24:13	260800	22219		662400	0		401600	-22219	Bullish	Wait	-40.08		2.54	47,834.70
09:25:15	193023	230		139267	0		-53756	-230	Bearish	Wait	-7.61		0.72	21,258.60	09:25:15	283454	22654		730469	68069		447015	45415	Bullish	Wait	-36.66		2.58	47,813.20
09:26:14	193403	380		154803	15536		-38600	0	Bearish	Wait	-9.54		0.8	21,262.30	09:26:14	283454	0		730469	0		447015	0	Bullish	Wait	-29.33		2.58	47,845.20
09:27:13	193403	0		185218	30415		-8185	30415	Bearish	Wait	-12.75		0.96	21,254.70	09:27:13	283454	0		730574	105		447120	105	Bullish	Wait	-48.45		2.58	47,800.75
09:28:13	220085	26682		185218	0		-34867	-26682	Bearish	Bearish	-7.86		0.84	21,262.35	09:28:13	324777	41323		788454	57880		463677	16557	Bullish	Bearish	-43.87		2.43	47,798.05
09:29:14	222177	2092		196247	11029		-25930	8937	Bearish	Bearish	-2.70		0.88	21,264.50	09:29:14	324777	0		788462	8		463685	8	Bullish	Bearish	-32.16		2.43	47,802.65
09:30:13	222177	0		196247	0		-25930	0	Bearish	Bearish	0.80		0.88	21,262.70	09:30:13	324777	0		788462	0		463685	0	Bullish	Bearish	-45.77		2.43	47,791.15
09:31:13	231876	9699		218958	22711		-12918	13012	Bearish	Bearish	-5.00		0.94	21,257.05	09:31:13	370095	45318		833038	44576		462943	-742	Bullish	Bearish	-45.98		2.25	47,771.65
09:32:14	231876	0		226292	7334		-5584	7334	Bearish	Bearish	-5.15		0.98	21,252.95	09:32:14	370095	0		832925	-113		462830	-113	Bullish	Bearish	-23.54		2.25	47,777.85
09:33:13	231876	0		226292	0		-5584	0	Bearish	Bearish	-5.38		0.98	21,254.40	09:33:13	370095	0		832925	0		462830	0	Bullish	Bearish	-31.00		2.25	47,791.75
09:34:15	239833	7957		243042	16750		3209	8793	Bullish	Bearish	-4.97		1.01	21,257.55	09:34:15	396188	26093		850695	17770		454507	-8323	Bullish	Bearish	-1.84		2.15	47,800.45
09:35:17	241355	1522		248936	5894		7581	4372	Bullish	Bearish	0.34		1.03	21,259.25	09:35:17	396188	0		850246	-449		454058	-449	Bullish	Bearish	-11.18		2.15	47,794.25
09:36:13	241355	0		248936	0		7581	0	Bullish	Bearish	-3.74		1.03	21,254.55	09:36:13	396188	0		850246	0		454058	0	Bullish	Bearish	-37.45		2.15	47,770.65
09:37:13	248210	6855		258068	9132		9858	2277	Bullish	Bearish	-5.98		1.04	21,249.10	09:37:13	418643	22455		854322	4076		435679	-18379	Bullish	Bearish	-70.03		2.04	47,732.30
09:38:13	248210	0		262928	4860		14718	4860	Bullish	Bearish	-11.05		1.06	21,248.65	09:38:13	418643	0		854398	76		435755	76	Bullish	Bearish	-75.10		2.04	47,734.15
09:39:15	248210	0		269388	6460		21178	6460	Bullish	Bearish	-14.18		1.09	21,241.40	09:39:15	418643	0		854398	0		435755	0	Bullish	Bearish	-85.60		2.04	47,713.55
09:40:14	251403	3193		269388	0		17985	-3193	Bullish	Bearish	-17.90		1.07	21,239.90	09:40:14	435267	16624		851213	-3185	Long UW	415946	-19809	Bullish	Bearish	-86.74		1.96	47,709.95
09:41:13	251403	0		269388	0		17985	0	Bullish	Bearish	-24.52		1.07	21,239.65	09:41:13	435267	0		851213	0		415946	0	Bullish	Bearish	-93.22		1.96	47,706.85
09:42:14	251403	0		269388	0		17985	0	Bullish	Bearish	-23.34		1.07	21,244.75	09:42:14	474526	39259		851213	0		376687	-39259	Bullish	Bearish	-73.28		1.79	47,711.60
09:43:14	261495	10092		261870	-7518	Long UW	375	-17610	Bullish	Bearish	-13.25		1	21,240.80	09:43:14	474518	-8		859594	8381		385076	8389	Bullish	Bearish	-59.09		1.81	47,721.70
09:44:13	261495	0		261870	0		375	0	Bullish	Bearish	-23.82		1	21,241.10	09:44:13	474518	0		859594	0		385076	0	Bullish	Bearish	-81.98		1.81	47,709.95
09:45:13	261495	0		261870	0		375	0	Bullish	Bearish	-22.61		1	21,241.55	09:45:13	474518	0		859594	0		385076	0	Bullish	Bearish	-75.79		1.81	47,712.85
09:46:13	274349	12854		260679	-1191	Long UW	-13670	-14045	Bearish	Bearish	-16.49		0.95	21,247.40	09:46:13	509639	35121		877676	18082		368037	-17039	Bullish	Bearish	-59.75		1.72	47,722.10
09:47:13	274349	0		260679	0		-13670	0	Bearish	Bullish	-1.52		0.95	21,262.80	09:47:13	509639	0		877675	-1		368036	-1	Bullish	Bearish	-31.45		1.72	47,755.50
09:48:14	274349	0		256635	-4044	Long UW	-17714	-4044	Bearish	Bearish	-13.56		0.94	21,253.10	09:48:14	509639	0		877675	0		368036	0	Bullish	Bearish	-57.37		1.72	47,719.25
09:49:13	290045	15696		256635	0		-33410	-15696	Bearish	Bullish	-17.37		0.88	21,259.95	09:49:13	526216	16577		874823	-2852	Long UW	348607	-19429	Bullish	Bearish	-66.65		1.66	47,725.30
09:50:14	290045	0		256635	0		-33410	0	Bearish	Bullish	-7.76		0.88	21,257.80	09:50:14	526216	0		874820	-3		348604	-3	Bullish	Bullish	-50.48		1.66	47,738.95
09:51:12	290045	0		265416	8781		-24629	8781	Bearish	Bullish	-13.97		0.92	21,255.20	09:51:12	526216	0		884568	9748		358352	9748	Bullish	Bullish	-50.73		1.68	47,741.25
09:52:13	302192	12147		265416	0		-36776	-12147	Bearish	Bullish	-15.73		0.88	21,259.60	09:52:13	547534	21318		884769	201		337235	-21117	Bullish	Bullish	-48.92		1.62	47,741.70
09:53:13	302192	0		265416	0		-36776	0	Bearish	Bullish	-10.03		0.88	21,260.60	09:53:13	547534	0		884769	0		337235	0	Bullish	Bullish	-53.49		1.62	47,738.60
09:54:13	302192	0		265416																									


Nifty ATM	Nifty Spot	Nifty Pre C	Nifty Open	Nifty High	Nifty Low	India VIX	Current Expiry	Exp High	21,433.70	-58.60	Breakout	Resistanc	21500	BN ATM	BN Spot	BN Pre CL	BN Open	BN High	BN Low	India VIX	Saturday	Exp High	48,269.30	49.35	Not Break	Resistanc	48000		
21450	21,456.65	21182.7	21,287.45	21,492.30	21,235.30	13.13	2023-12-21	Exp Low	21,141.20	94.10	Not Break	Support	21300	48100	48,143.55	47,732.30	47,939.90	48,219.95	47,632.85	13.13		Exp Low	47,610.50	22.35	Not Break	Support	47500		
Time	Call COI (Bearish ▼)	Call COI (+▲-▼)	Short Covering	Put COI (Bullish ▲)	Put COI (+▲-▼)	Long UW	NET Oi	+▲-▼	Net Oi Signal	Price Action Signal	VWAP Diff	Strike	Nifty PCR	Nifty LTP	Time	Call COI (Bearish ▼)	Call COI (+▲-▼)	Short Covering	Put COI (Bullish ▲)	Put COI (+▲-▼)	Long Unwinding	NET Oi	+▲-▼	Net Oi Signal	Price Action Signal	VWAP Diff	Strike	BN PCR	BN LTP
10:17:13	256335	0		384114	0		127779	0	Bullish	Bullish	32.13	1.5	21,327.80	10:17:13	569534	0		892094	0		322560	0	Bullish	Bullish	-18.62	Buy 48100 PE	1.57	47,793.05	
10:18:13	256335	0		384114	0		127779	0	Bullish	Bullish	31.66	1.5	21,323.25	10:18:13	569534	0		892094	0		322560	0	Bullish	Bullish	-2.94		1.57	47,791.05	
10:19:14	261865	5530		406035	21921		144170	16391	Bullish	Bullish	26.11	1.55	21,323.55	10:19:14	575871	6337		897697	5603		321826	-734	Bullish	Bearish	-14.64		1.56	47,784.65	
10:20:13	261865	0		406035	0		144170	0	Bullish	Bullish	27.03	1.55	21,326.80	10:20:13	575871	0		897697	0		321826	0	Bullish	Bearish	-17.20		1.56	47,796.30	
10:21:13	261865	0		406035	0		144170	0	Bullish	Bullish	32.37	1.55	21,330.70	10:21:13	575871	0		897697	0		321826	0	Bullish	Bearish	5.72		1.56	47,796.65	
10:22:13	266028	4163		411851	5816		145823	1653	Bullish	Bullish	33.50	1.55	21,335.10	10:22:13	582865	6994		900411	2714		317546	-4280	Bullish	Bearish	-2.57		1.54	47,787.00	
10:23:13	266028	0		411851	0		145823	0	Bullish	Bullish	33.56	1.55	21,333.25	10:23:13	582865	0		900384	-27		317519	-27	Bullish	Bearish	-14.61		1.54	47,785.75	
10:24:14	266028	0		411851	0		145823	0	Bullish	Bullish	32.13	1.55	21,336.30	10:24:14	582865	0		900384	0		317519	0	Bullish	Bearish	-14.27		1.54	47,785.10	
10:25:13	263653	-2375	Short C	419208	7357		155555	9732	Bullish	Bullish	35.23	1.59	21,341.35	10:25:13	595268	12403		900681	297		305413	-12106	Bullish	Bearish	-19.22		1.51	47,788.65	
10:26:13	263653	0		419208	0		155555	0	Bullish	Bullish	47.47	1.59	21,350.65	10:26:13	595268	0		900681	0		305413	0	Bullish	Bullish	11.90		1.51	47,817.10	
10:27:14	263653	0		419208	0		155555	0	Bullish	Bullish	40.57	1.59	21,344.80	10:27:14	595268	0		900681	0		305413	0	Bullish	Bullish	16.41	Buy 47500 CE	1.51	47,819.95	
10:28:13	238058	-25595	Short C	434633	15425		196575	41020	Bullish	Bullish	30.70	1.83	21,341.85	10:28:13	600408	5140		899512	-1169	Long UW	299104	-6309	Bullish	Bullish	-2.00		1.55	47,817.40	
10:29:14	238058	0		434633	0		196575	0	Bullish	Bullish	33.31	1.83	21,342.35	10:29:14	600408	0		899516	4		299108	4	Bullish	Bullish	-5.23		1.5	47,809.00	
10:30:13	238058	0		434633	0		196575	0	Bullish	Bullish	31.27	1.83	21,340.55	10:30:13	606066	5658		899516	0		293450	-5658	Bullish	Bullish	7.47		1.48	47,811.85	
10:31:15	239822	1764		432997	-1636	Long UW	193175	-3400	Bullish	Bullish	33.96	1.81	21,344.85	10:31:15	609567	3501		898754	-762		289187	-4263	Bullish	Bullish	-5.53		1.47	47,817.60	
10:32:14	239822	0		432997	0		193175	0	Bullish	Bullish	29.80	1.81	21,340.95	10:32:14	609567	0		898754	0		289187	0	Bullish	Bullish	-2.37		1.47	47,827.10	
10:33:13	239822	0		432997	0		193175	0	Bullish	Bullish	27.41	1.81	21,337.05	10:33:13	609567	0		898754	0		289187	0	Bullish	Bullish	-1.93		1.47	47,833.55	
10:34:14	240613	791		436230	3233		195617	2442	Bullish	Bullish	26.07	1.81	21,337.45	10:34:14	623839	14272		903066	4312		279227	-9960	Bullish	Bullish	2.04		1.45	47,817.65	
10:35:14	240613	0		436230	0		195617	0	Bullish	Bearish	23.30	1.81	21,329.30	10:35:14	623839	0		903066	0		279227	0	Bullish	Bullish	-4.36		1.45	47,821.65	
10:36:13	240613	0		436230	0		195617	0	Bullish	Bearish	15.41	1.81	21,333.00	10:36:13	623839	0		903060	-6		279221	-6	Bullish	Bullish	-12.75		1.45	47,824.95	
10:37:14	238281	-2332	Short C	430807	-5423	Long UW	192526	-3091	Bullish	Bullish	22.28	1.81	21,338.80	10:37:14	624823	984		906950	3890		282127	2906	Bullish	Bullish	-3.13		1.45	47,827.85	
10:38:13	238281	0		430807	0		192526	0	Bullish	Bearish	21.85	1.81	21,332.70	10:38:13	624823	0		906950	0		282127	0	Bullish	Bullish	10.95		1.45	47,832.75	
10:39:15	238281	0		429048	-1759	Long UW	190767	-1759	Bullish	Bearish	19.57	1.8	21,330.85	10:39:15	624823	0		906950	0		282127	0	Bullish	Bullish	9.64		1.45	47,836.95	
10:40:13	249573	11292		429048	0		179475	-11292	Bullish	Bearish	16.60	1.72	21,330.85	10:40:13	622930	-1893	Short C	912080	5130		289150	7023	Bullish	Bullish	2.47		1.46	47,836.95	
10:41:19	249573	0		429048	0		179475	0	Bullish	Bearish	14.62	1.72	21,327.00	10:41:19	622930	0		912036	-44		289106	-44	Bullish	Bullish	-0.52		1.46	47,833.00	
10:42:15	249573	0		429048	0		179475	0	Bullish	Bearish	12.37	1.72	21,326.40	10:42:15	622930	0		912051	15		289121	15	Bullish	Bullish	-8.95		1.46	47,813.45	
10:43:13	256611	7038		426145	-2903	Long UW	169534	-9941	Bullish	Bearish	12.58	1.66	21,325.00	10:43:13	617532	-5398	Short C	904625	-7426	Long UW	287093	-2028	Bullish	Bullish	-21.76	Buy 48100 PE	1.46	47,813.80	
10:44:14	256611	0		426145	0		169534	0	Bullish	Bearish	7.67	1.66	21,322.15	10:44:14	617532	0		904622	-3		287090	-3	Bullish	Bearish	-37.96		1.46	47,796.95	
10:45:13	256611	0		426145	0		169534	0	Bullish	Bearish	4.04	1.66	21,318.15	10:45:13	617532	0		904622	0		287090	0	Bullish	Bearish	-61.62		1.46	47,787.80	
10:46:14	260138	3527		416239	-9906	Long UW	156101	-13433	Bullish	Bearish	2.17	1.6	21,315.45	10:46:14	613055	-4477	Short C	906556	1934		293501	6411	Bullish	Bearish	-78.86		1.48	47,766.35	
10:47:15	260138	0		416239	0		156101	0	Bullish	Bearish	4.61	1.6	21,309.10	10:47:15	613055	0		906556	0		293501	0	Bullish	Bearish	-75.25		1.48	47,742.10	
10:48:14	260138	0		416239	0		156101	0	Bullish	Bearish	-6.18	1.6	21,304.80	10:48:14	613055	0		906556	0		293501	0	Bullish	Bearish	-124.58		1.48	47,704.85	
10:49:14	268644	8506		405473	-10766	Long UW	136829	-19272	Bullish	Bearish	-16.18	1.51	21,298.20	10:49:14	639209	26154		850971	-55585	Long UW	211762	-81739	Bullish	Bearish	-120.78		1.33	47,700.70	
10:50:13	268644	0		405473	0		136829	0	Bullish	Bearish	-16.07	1.51	21,302.25	10:50:13	639209	0		850971	0		211762	0	Bullish	Bearish	-127.19		1.33	47,698.30	
10:51:14	268644	0		405473	0		136829	0	Bullish	Bearish	-13.25	1.51	21,294.60	10:51:14	639209	0		850971	0		211762	0	Bullish	Bearish	-111.04		1.33	47,696.20	
10:52:14	279723	11079		375314	-30159	Long UW	95591	-41238	Bullish	Bearish	-15.97	1.34	21,292.05	10:52:14	671549	32340		810446	-40525	Long UW	138897	-72865	Bullish	Bearish	-130.12		1.21	47,664.95	
10:53:14	279723	0		375314	0		95591	0	Bullish	Bearish	-22.66	1.34	21,293.25	10:53:14	671549	0		810446	0		138897	0	Bullish	Bearish	-155.96		1.21	47,672.80	
10:54:13	279723	0		375314	0		95591	0	Bullish	Bearish	-33.74	1.34	21,287.50	10:54:13	671549	0		810446	0		138897	0	Bullish	Bearish	-181.49		1.21	47,646.95	
10:55:13	295918	16195		343514	-31800	Long UW	47596	-47995	Bullish	Bearish	-35.18	1.16	21,283.95	10:55:13	707016	35467		747798	-62648	Long UW	40782	-98115	Bullish	Bearish	-168.91		1.06	47,639.25	
10:56:13	295918	0		343514	0		47596	0	Bullish	Bearish	-28.64	1.16	21,292.60	10:56:13	707016	0		747764	-34		40748	-34	Bullish	Bearish	-146.05		1.06		

Nifty ATM	Nifty Spot	Nifty Pre C	Nifty Open	Nifty High	Nifty Low	India VIX	Current Expiry	Exp High	21,433.70	-58.60	Breakout	Resistanc	21500	BN ATM	BN Spot	BN Pre CL	BN Open	BN High	BN Low	India VIX	Saturday	Exp High	48,269.30	49.35	Not Break	Resistanc	48000		
21450	21,456.65	21182.7	21,287.45	21,492.30	21,235.30	13.13	2023-12-21	Exp Low	21,141.20	94.10	Not Break	Support	21300	48100	48,143.55	47,732.30	47,939.90	48,219.95	47,632.85	13.13		Exp Low	47,610.50	22.35	Not Break	Support	47500		
Time	Call COI (Bearish ▼)	Call COI (+▲-▼)	Short Covering	Put COI (Bullish ▲)	Put COI (+▲-▼)	Long UW	NET Oi	+▲-▼	Net Oi Signal	Price Action Signal	VWAP Diff	Strike	Nifty PCR	Nifty LTP	Time	Call COI (Bearish ▼)	Call COI (+▲-▼)	Short Covering	Put COI (Bullish ▲)	Put COI (+▲-▼)	Long Unwinding	NET Oi	+▲-▼	Net Oi Signal	Price Action Signal	VWAP Diff	Strike	BN PCR	BN LTP
11:19:18	325219	-4268	Short C	341626	5218		16407	9486	Bullish	Bullish	-7.68		1.05	21,315.05	11:19:18	727204	-1703	Short C	784359	11721		57155	13424	Bullish	Bullish	-81.52		1.08	47,722.65
11:20:15	325219	0		341626	0		16407	0	Bullish	Bullish	-7.68		1.05	21,317.75	11:20:15	727204	0		784363	4		57159	4	Bullish	Bullish	-81.52		1.08	47,723.85
11:21:14	325219	0		341626	0		16407	0	Bullish	Bullish	-7.68		1.05	21,317.25	11:21:14	727204	0		784363	0		57159	0	Bullish	Bullish	-81.52		1.08	47,732.95
11:22:13	322498	-2721	Short C	346577	4951		24079	7672	Bullish	Bullish	-7.68		1.07	21,318.15	11:22:13	713108	-14096	Short C	786660	2297		73552	16393	Bullish	Bullish	-81.52		1.1	47,738.50
11:23:14	322498	0		346577	0		24079	0	Bullish	Bullish	-7.68		1.07	21,318.55	11:23:14	713108	0		786620	-40		73512	-40	Bullish	Bearish	-81.52		1.1	47,722.90
11:24:13	322498	0		346577	0		24079	0	Bullish	Bullish	-7.68		1.07	21,319.65	11:24:13	713108	0		786620	0		73512	0	Bullish	Bearish	-81.52		1.1	47,714.85
11:25:13	323856	1358		353255	6678		29399	5320	Bullish	Bearish	-7.68		1.09	21,312.20	11:25:13	712701	-407		787035	415		74334	822	Bullish	Bearish	-81.52		1.1	47,715.00
11:26:13	323856	0		353255	0		29399	0	Bullish	Bearish	-7.68		1.09	21,316.45	11:26:13	712701	0		787035	0		74334	0	Bullish	Bearish	-81.52		1.1	47,716.60
11:27:13	323856	0		353255	0		29399	0	Bullish	Bullish	-7.68		1.09	21,316.00	11:27:13	712701	0		787035	0		74334	0	Bullish	Bearish	-81.52		1.1	47,716.25
11:28:13	311898	-11958	Short C	360105	6850		48207	18808	Bullish	Bullish	14.61	Buy 21100 CE	1.15	21,319.40	11:28:13	718484	5783		792054	5019		73570	-764	Bullish	Bullish	-41.84		1.1	47,725.10
11:29:14	311898	0		360105	0		48207	0	Bullish	Bullish	12.49		1.15	21,317.45	11:29:14	718484	0		792033	-21		73549	-21	Bullish	Bullish	-41.49		1.1	47,724.35
11:30:16	311898	0		360105	0		48207	0	Bullish	Bullish	10.51		1.15	21,316.95	11:30:16	718484	0		792033	0		73549	0	Bullish	Bullish	-52.98		1.1	47,720.95
11:31:14	306349	-5549	Short C	365293	5188		58944	10737	Bullish	Bearish	9.39		1.19	21,313.60	11:31:14	723368	4884		790250	-1783	Long UW	66882	-6667	Bullish	Bearish	-61.48		1.09	47,715.35
11:32:14	306349	0		365293	0		58944	0	Bullish	Bullish	11.43		1.19	21,316.70	11:32:14	723368	0		790250	0		66882	0	Bullish	Bearish	-62.82		1.09	47,715.10
11:33:14	306349	0		365293	0		58944	0	Bullish	Bearish	11.42		1.19	21,314.45	11:33:14	723368	0		790251	1		66883	1	Bullish	Bearish	-51.98		1.09	47,716.05
11:34:16	304024	-2325	Short C	372668	7375		68644	9700	Bullish	Bearish	12.05		1.23	21,317.25	11:34:16	729908	6540		801315	11064		71407	4524	Bullish	Bullish	-47.55		1.1	47,733.50
11:35:14	304024	0		372668	0		68644	0	Bullish	Bearish	16.62		1.23	21,314.60	11:35:14	729908	0		801315	0		71407	0	Bullish	Bearish	-44.19		1.1	47,719.50
11:36:14	304024	0		372668	0		68644	0	Bullish	Bearish	12.86		1.23	21,315.00	11:36:14	729908	0		801315	0		71407	0	Bullish	Bearish	-49.17		1.1	47,717.25
11:37:13	298418	-5606	Short C	382783	10115		84365	15721	Bullish	Bearish	11.38		1.28	21,313.80	11:37:13	738988	9081		801273	-42		62284	-9123	Bullish	Bullish	-50.66		1.08	47,718.65
11:38:14	298418	0		382783	0		84365	0	Bullish	Bullish	15.12		1.28	21,318.95	11:38:14	738988	-1		801273	0		62285	1	Bullish	Bullish	-37.17		1.08	47,737.80
11:39:13	298418	0		382783	0		84365	0	Bullish	Bullish	16.90		1.28	21,317.60	11:39:13	738988	0		801273	0		62285	0	Bullish	Bullish	-31.30		1.08	47,738.45
11:40:13	296243	-2175	Short C	388609	5826		92366	8001	Bullish	Bullish	21.22		1.31	21,328.75	11:40:13	735832	-3156	Short C	805973	4700		70141	7856	Bullish	Bullish	-12.48		1.1	47,760.35
11:41:14	296243	0		388609	0		92366	0	Bullish	Bullish	26.01		1.31	21,330.20	11:41:14	735832	0		805973	0		70141	0	Bullish	Bullish	3.22		1.1	47,769.10
11:42:15	296243	0		388609	0		92366	0	Bullish	Bullish	26.92		1.31	21,329.85	11:42:15	735832	0		805973	0		70141	0	Bullish	Bullish	-10.76		1.1	47,756.15
11:43:13	286932	-9311	Short C	393940	5331		107008	14642	Bullish	Bullish	24.85		1.37	21,324.40	11:43:13	718359	-17473	Short C	798156	-7817	Long UW	79797	9656	Bullish	Bullish	-36.80		1.11	47,731.65
11:44:16	286932	0		393940	0		107008	0	Bullish	Bullish	17.82		1.37	21,326.05	11:44:16	718359	0		798156	0		79797	0	Bullish	Bullish	-50.75		1.11	47,723.90
11:45:16	286932	0		393940	0		107008	0	Bullish	Bullish	22.08		1.37	21,329.15	11:45:16	718359	0		798156	0		79797	0	Bullish	Bullish	-46.88		1.11	47,717.80
11:46:13	286636	-296		402821	8881		116185	9177	Bullish	Bullish	23.15		1.41	21,328.50	11:46:13	725794	7435		795947	-2209	Long UW	70153	-9644	Bullish	Bearish	-45.92		1.1	47,710.00
11:47:14	286636	0		402821	0		116185	0	Bullish	Bullish	21.61		1.41	21,323.55	11:47:14	725794	0		795947	0		70153	0	Bullish	Bearish	-63.42		1.1	47,705.65
11:48:14	286636	0		402821	0		116185	0	Bullish	Bullish	18.27		1.41	21,320.90	11:48:14	725794	0		795947	0		70153	0	Bullish	Bearish	-55.82		1.1	47,713.05
11:49:09	283061	-3575	Short C	417115	14294		134054	17869	Bullish	Bullish	16.95		1.47	21,320.60	11:49:09	735225	9431		802002	6055		66777	-3376	Bullish	Bearish	-60.00		1.09	47,712.55
11:50:14	283061	0		417115	0		134054	0	Bullish	Bullish	13.62		1.47	21,317.85	11:50:14	735225	0		802003	1		66778	1	Bullish	Bearish	-77.63		1.09	47,705.10
11:51:14	283061	0		417115	0		134054	0	Bullish	Bullish	15.19		1.47	21,319.45	11:51:14	735225	0		802003	0		66778	0	Bullish	Bearish	-60.67		1.09	47,713.25
11:52:16	282406	-655		424255	7140		141849	7795	Bullish	Bearish	12.97		1.5	21,316.80	11:52:16	736155	930		804869	2866		68714	1936	Bullish	Bearish	-56.76		1.09	47,710.05
11:53:13	282406	0		424255	0		141849	0	Bullish	Bearish	17.94		1.5	21,319.80	11:53:13	736155	0		804830	-39		68675	-39	Bullish	Bearish	-51.08		1.09	47,716.95
11:54:15	282406	0		424255	0		141849	0	Bullish	Bearish	19.85		1.5	21,319.10	11:54:15	736155	0		804830	0		68675	0	Bullish	Bearish	-48.33		1.09	47,717.35
11:55:13	281011	-1395	Short C	434209	9954		153198	11349	Bullish	Bearish	21.48		1.55	21,329.85	11:55:13	734204	-1951	Short C	806248	1418		72044	3369	Bullish	Bearish	-51.09		1.1	47,716.05
11:56:13	281011	0		434209	0		153198	0	Bullish	Bullish	22.44		1.55	21,324.75	11:56:13	734204	0		806248	0		72044	0	Bullish	Bearish	-49.20		1.1	47,714.35
11:57:15	281011	0		434209	0		153198	0	Bullish	Bearish	20.81		1.55	21,321.60	11:57:15	734204	0		806248	0		72044	0	Bullish	Bearish	-58.84		1.1	47,711.55
11:58:14	283580	2569		437801	3592		154221	1023	Bullish	Bearish	20.79		1.54	21,320.35	11:58:14	746203	11999												

Nifty ATM	Nifty Spot	Nifty Pre C	Nifty Open	Nifty High	Nifty Low	India VIX	Current Expiry	Exp High	21,433.70	-58.60	Breakout	Resistanc	21500	BN ATM	BN Spot	BN Pre CL	BN Open	BN High	BN Low	India VIX	Saturday	Exp High	48,269.30	49.35	Not Break	Resistanc	48000		
21450	21,456.65	21182.7	21,287.45	21,492.30	21,235.30	13.13	2023-12-21	Exp Low	21,141.20	94.10	Not Break	Support	21300	48100	48,143.55	47,732.30	47,939.90	48,219.95	47,632.85	13.13		Exp Low	47,610.50	22.35	Not Break	Support	47500		
Time	Call COI (Bearish ▼)	Call COI (+▲-▼)	Short Covering	Put COI (Bullish ▲)	Put COI (+▲-▼)	Long UW	NET Oi	+▲-▼	Net Oi Signal	Price Action Signal	VWAP Diff	Strike	Nifty PCR	Nifty LTP	Time	Call COI (Bearish ▼)	Call COI (+▲-▼)	Short Covering	Put COI (Bullish ▲)	Put COI (+▲-▼)	Long Unwinding	NET Oi	+▲-▼	Net Oi Signal	Price Action Signal	VWAP Diff	Strike	BN PCR	BN LTP
12:21:13	284738	0		444108	0		159370	0	Bullish	Bullish	15.29	1.56	21,318.65	12:21:13	766621	0		807499	0		40878	0	Bullish	Bullish	-58.23		1.05	47,702.20	
12:22:13	288920	4182		439671	-4437	Long UW	150751	-8619	Bullish	Bullish	15.29	1.52	21,322.10	12:22:13	771797	5176		800086	-7413	Long UW	28289	-12589	Bullish	Bullish	-50.07		1.04	47,712.05	
12:23:13	288920	0		439671	0		150751	0	Bullish	Bullish	15.90	1.52	21,321.70	12:23:13	771797	0		800086	0		28289	0	Bullish	Bullish	-71.92		1.04	47,691.65	
12:24:13	288920	0		439671	0		150751	0	Bullish	Bullish	18.53	1.52	21,321.90	12:24:13	771797	0		800086	0		28289	0	Bullish	Bullish	-80.31		1.04	47,689.30	
12:25:13	293827	4907		433528	-6143	Long UW	139701	-11050	Bullish	Bullish	15.48	1.48	21,322.45	12:25:13	786435	14638		800524	438		14089	-14200	Bullish	Bullish	-73.29		1.02	47,698.65	
12:26:13	293827	0		433528	0		139701	0	Bullish	Bullish	16.96	1.48	21,322.85	12:26:13	786435	0		800559	35		14124	35	Bullish	Bullish	-64.45		1.02	47,698.55	
12:27:13	293827	0		433528	0		139701	0	Bullish	Bullish	17.85	1.48	21,325.35	12:27:13	786435	0		800559	0		14124	0	Bullish	Bullish	-68.36		1.02	47,694.30	
12:28:13	291581	-2246	Short C	437061	3533		145480	5779	Bullish	Bullish	20.28	1.5	21,325.30	12:28:13	783269	-3166	Short C	800559	0		17290	3166	Bullish	Bullish	-63.32		1.02	47,708.65	
12:29:13	291581	0		437061	0		145480	0	Bullish	Bullish	21.39	1.5	21,325.00	12:29:13	783269	0		801913	1354		18644	1354	Bullish	Bullish	-59.16		1.02	47,703.90	
12:30:13	291581	0		437061	0		145480	0	Bullish	Bullish	18.70	1.5	21,321.50	12:30:13	783269	0		801913	0		18644	0	Bullish	Bullish	-55.47		1.02	47,706.50	
12:31:13	291581	0		437061	0		145480	0	Bullish	Bullish	23.57	1.5	21,326.95	12:31:13	777472	-5797	Short C	800336	-1577	Long UW	22864	4220	Bullish	Bullish	-44.06		1.03	47,720.50	
12:32:13	293275	1694		440641	3580		147366	1886	Bullish	Bullish	25.37	1.5	21,327.45	12:32:13	777472	0		800309	-27		22837	-27	Bullish	Bullish	-39.65		1.03	47,725.50	
12:33:13	293275	0		440641	0		147366	0	Bullish	Bullish	30.90	1.5	21,326.25	12:33:13	777472	0		800309	0		22837	0	Bullish	Bullish	-38.25		1.03	47,724.50	
12:34:13	292267	-1008	Short C	446790	6149		154523	7157	Bullish	Bullish	23.83	1.53	21,326.95	12:34:13	777472	0		796420	-3889	Long UW	18948	-3889	Bullish	Bullish	-43.80		1.02	47,723.70	
12:35:13	292267	0		446790	0		154523	0	Bullish	Bullish	24.00	1.53	21,326.20	12:35:13	777624	152		796417	-3		18793	-155	Bullish	Bullish	-39.30		1.02	47,734.05	
12:36:13	292267	0		446790	0		154523	0	Bullish	Bullish	21.44	1.53	21,323.50	12:36:13	777624	0		796417	0		18793	0	Bullish	Bullish	-33.70		1.02	47,720.10	
12:37:13	292852	585		450794	4004		157942	3419	Bullish	Bullish	19.53	1.54	21,323.05	12:37:13	781414	3790		796417	0		15003	-3790	Bullish	Bullish	-38.13		1.02	47,728.50	
12:38:13	292852	0		450794	0		157942	0	Bullish	Bullish	20.47	1.54	21,325.85	12:38:13	781414	0		800735	4318		19321	4318	Bullish	Bullish	-33.64		1.02	47,737.90	
12:39:13	292852	0		450794	0		157942	0	Bullish	Bullish	24.43	1.54	21,324.80	12:39:13	781414	0		800735	0		19321	0	Bullish	Bullish	-19.44		1.02	47,734.45	
12:40:13	292008	-844		455388	4594		163380	5438	Bullish	Bearish	24.02	1.56	21,322.55	12:40:13	764813	-16601	Short C	804010	3275		39197	19876	Bullish	Bullish	-13.86		1.05	47,732.15	
12:41:13	292008	0		455951	563		163943	563	Bullish	Bearish	23.19	1.56	21,325.25	12:41:13	764813	0		804027	17		39214	17	Bullish	Bullish	-23.43		1.05	47,729.55	
12:42:13	292008	0		455951	0		163943	0	Bullish	Bullish	28.21	1.56	21,325.55	12:42:13	764813	0		804027	0		39214	0	Bullish	Bullish	-16.23		1.05	47,737.60	
12:43:13	291791	-217		455951	0		164160	217	Bullish	Bullish	25.15	1.56	21,325.75	12:43:13	767257	2444		806902	2875		39645	431	Bullish	Bullish	-17.13		1.05	47,738.75	
12:44:13	291791	0		456781	830		164990	830	Bullish	Bearish	24.94	1.57	21,326.10	12:44:13	767257	0		806902	0		39645	0	Bullish	Bullish	-13.22		1.05	47,750.80	
12:45:13	291791	0		456781	0		164990	0	Bullish	Bullish	27.46	1.57	21,333.50	12:45:13	767257	0		806902	0		39645	0	Bullish	Bullish	-7.41		1.05	47,773.10	
12:46:13	285874	-5917	Short C	460536	3755		174662	9672	Bullish	Bullish	29.07	1.61	21,331.40	12:46:13	770346	3089		807132	230		36786	-2859	Bullish	Bullish	-13.84		1.05	47,746.65	
12:47:13	285874	0		460536	0		174662	0	Bullish	Bullish	33.03	1.61	21,334.00	12:47:13	770346	0		807132	0		36786	0	Bullish	Bullish	-21.17		1.05	47,755.90	
12:48:13	285874	0		460536	0		174662	0	Bullish	Bullish	29.45	1.61	21,331.60	12:48:13	770346	0		807132	0		36786	0	Bullish	Bullish	-21.19		1.05	47,739.15	
12:49:13	288937	3063		458486	-2050	Long UW	169549	-5113	Bullish	Bullish	30.91	1.59	21,330.35	12:49:13	770346	0		809133	2001		38787	2001	Bullish	Bullish	-17.40		1.05	47,743.10	
12:50:13	289025	88		458486	0		169461	-88	Bullish	Bullish	29.63	1.59	21,332.35	12:50:13	778818	8472		809546	413		30728	-8059	Bullish	Bullish	-17.83		1.04	47,744.00	
12:51:13	289025	0		458486	0		169461	0	Bullish	Bullish	30.85	1.59	21,332.20	12:51:13	778818	0		809554	8		30736	8	Bullish	Bullish	-17.82		1.04	47,738.95	
12:52:13	288900	-125		458486	0		169586	125	Bullish	Bullish	29.82	1.59	21,328.40	12:52:13	781780	2962		810973	1419		29193	-1543	Bullish	Bearish	-32.89		1.04	47,722.60	
12:53:13	288900	0		460672	2186		171772	2186	Bullish	Bullish	32.21	1.59	21,331.35	12:53:13	781780	0		810968	-5		29188	-5	Bullish	Bearish	-21.82		1.04	47,727.85	
12:54:13	288900	0		460672	0		171772	0	Bullish	Bullish	30.93	1.59	21,329.45	12:54:13	781780	0		810968	0		29188	0	Bullish	Bullish	-11.88		1.04	47,736.90	
12:55:13	287019	-1881	Short C	468651	7979		181632	9860	Bullish	Bullish	25.04	1.63	21,325.75	12:55:13	778256	-3524	Short C	823166	12198		44910	15722	Bullish	Bearish	-17.82		1.06	47,730.70	
12:56:13	287019	0		468651	0		181632	0	Bullish	Bullish	24.73	1.63	21,326.55	12:56:13	778256	0		823318	152		45057	147	Bullish	Bearish	-16.35		1.06	47,722.60	
12:57:13	287019	0		468651	0		181632	0	Bullish	Bearish	20.90	1.63	21,324.30	12:57:13	778256	0		823318	0		45057	0	Bullish	Bearish	-37.71		1.06	47,715.45	
12:58:13	286594	-425		473533	4882		186939	5307	Bullish	Bearish	19.33	1.65	21,322.65	12:58:13	783421	5160		828390	5072		44969	-88	Bullish	Bearish	-33.06		1.06	47,732.10	
12:59:13	286594	0		473533	0		186939	0	Bullish	Bearish	27.49	1.65	21,327.05	12:59:13	783421	0		828390	0		44969	0	Bullish	Bearish	-9.75		1.06	47,731.55	
13:00:13	286594	0		473533	0		186939	0	Bullish	Bearish	32.47	1.65	21,329.05	13:00:13	783421	0		828393	3		44972	3	Bullish	Bearish	-6.74		1.06	47,737.25	
13:01:13	282894	-3700	Short C	473533</																									

Nifty ATM	Nifty Spot	Nifty Pre C	Nifty Open	Nifty High	Nifty Low	India VIX	Current Expiry	Exp High	21,433.70	-58.60	Breakout	Resistanc	21500	BN ATM	BN Spot	BN Pre CL	BN Open	BN High	BN Low	India VIX	Saturday	Exp High	48,269.30	49.35	Not Break	Resistanc	48000		
21450	21,456.65	21182.7	21,287.45	21,492.30	21,235.30	13.13	2023-12-21	Exp Low	21,141.20	94.10	Not Break	Support	21300	48100	48,143.55	47,732.30	47,939.90	48,219.95	47,632.85	13.13		Exp Low	47,610.50	22.35	Not Break	Support	47500		
Time	Call COI (Bearish ▼)	Call COI (+▲-▼)	Short Covering	Put COI (Bullish ▲)	Put COI (+▲-▼)	Long UW	NET Oi	+▲-▼	Net Oi Signal	Price Action Signal	VWAP Diff	Strike	Nifty PCR	Nifty LTP	Time	Call COI (Bearish ▼)	Call COI (+▲-▼)	Short Covering	Put COI (Bullish ▲)	Put COI (+▲-▼)	Long Unwinding	NET Oi	+▲-▼	Net Oi Signal	Price Action Signal	VWAP Diff	Strike	BN PCR	BN LTP
13:23:13	282018	0	0	493295	1320		211277	1320	Bullish	Bullish	27.79	1.75	21,325.80	13:23:13	748234	0	0	852588	-9		104354	-9	Bullish	Bullish	-41.24	1.14	47,781.95		
13:24:14	282018	0	0	493295	1320		211277	0	Bullish	Bullish	27.79	1.75	21,326.00	13:24:14	748234	0	0	852588	0		104354	0	Bullish	Bullish	-41.24	1.14	47,762.45		
13:25:15	283851	1833	0	493295	0		209444	-1833	Bullish	Bearish	27.79	1.74	21,323.65	13:25:15	748234	0	0	860960	8372		117276	8372	Bullish	Bullish	-41.24	1.15	47,772.60		
13:26:13	283851	0	0	491285	-2010	Long UW	207434	-2010	Bullish	Bearish	27.79	1.73	21,321.95	13:26:13	738504	-9730	Short C	860711	-249		122207	9481	Bullish	Bullish	-41.24	1.17	47,752.10		
13:27:13	283851	0	0	491285	0		207434	0	Bullish	Bullish	27.79	1.73	21,324.65	13:27:13	738504	0	0	860711	0		122207	0	Bullish	Bullish	-41.24	1.17	47,744.05		
13:28:13	284568	717	0	488710	-2575	Long UW	204142	-3292	Bullish	Bullish	27.56	1.72	21,324.25	13:28:13	725243	-13261	Short C	860711	0		135468	13261	Bullish	Bullish	0.67	1.19	47,741.00		
13:29:13	284568	0	0	488710	0		204142	0	Bullish	Bearish	27.56	1.72	21,320.90	13:29:13	725243	0	0	850424	-10287	Long UW	125181	-10287	Bullish	Bullish	0.67	1.17	47,744.75		
13:30:14	284568	0	0	488710	0		204142	0	Bullish	Bearish	27.56	1.72	21,324.25	13:30:14	725243	0	0	850430	6		125187	6	Bullish	Bullish	0.67	1.17	47,748.65		
13:31:17	286535	1967	0	488710	0		202175	-1967	Bullish	Bearish	27.56	1.71	21,322.60	13:31:17	725243	0	0	851664	1234		126421	1234	Bullish	Bullish	0.67	1.17	47,751.10		
13:32:13	286535	0	0	490446	1736		203911	1736	Bullish	Bearish	27.56	1.71	21,321.40	13:32:13	728695	3452	0	851663	-1		122968	-3453	Bullish	Bearish	0.67	1.17	47,742.00		
13:33:13	286535	0	0	490446	0		203911	0	Bullish	Bullish	27.56	1.71	21,329.30	13:33:13	728695	0	0	851663	0		122968	0	Bullish	Bearish	0.67	1.17	47,757.00		
13:34:13	279404	-7131	Short C	491672	1226		212268	8357	Bullish	Bullish	27.56	1.76	21,333.00	13:34:13	728695	0	0	852913	1250		124218	1250	Bullish	Bullish	0.67	1.17	47,780.80		
13:35:14	279504	100	0	491672	0		212168	-100	Bullish	Bullish	27.56	1.76	21,334.40	13:35:14	727090	-1605	Short C	852875	-38		125785	1567	Bullish	Bullish	0.67	1.17	47,794.05		
13:36:13	279504	0	0	491672	0		212168	0	Bullish	Bullish	27.56	1.76	21,335.20	13:36:13	727090	0	0	852875	0		125785	0	Bullish	Bullish	0.67	1.17	47,790.85		
13:37:13	280324	820	0	491672	0		211348	-820	Bullish	Bullish	27.56	1.75	21,328.95	13:37:13	729188	2098	0	852875	0		123687	-2098	Bullish	Bullish	0.67	1.17	47,774.50		
13:38:12	280324	0	0	492997	1325		212673	1325	Bullish	Bullish	27.56	1.76	21,329.50	13:38:12	729192	4	0	854413	1538		125221	1534	Bullish	Bullish	0.67	1.17	47,785.25		
13:39:13	280324	0	0	492997	0		212673	0	Bullish	Bullish	27.56	1.76	21,333.60	13:39:13	729192	0	0	854413	0		125221	0	Bullish	Bullish	0.67	1.17	47,811.30		
13:40:13	279252	-1072	Short C	495181	2184		215929	3256	Bullish	Bullish	40.22	1.77	21,331.80	13:40:13	729192	0	0	860953	6540		131761	6540	Bullish	Bullish	100.81	Buy 47500 CE	1.18	47,822.70	
13:41:13	279252	0	0	495181	0		215929	0	Bullish	Bullish	40.22	1.77	21,333.35	13:41:13	657631	-71561	Short C	860953	0		203322	71561	Bullish	Bullish	100.81	1.31	47,810.65		
13:42:13	279252	0	0	495181	0		215929	0	Bullish	Bullish	41.10	1.77	21,330.95	13:42:13	657631	0	0	860953	0		203322	0	Bullish	Bullish	64.47	1.31	47,815.00		
13:43:14	279252	0	0	495181	0		215929	0	Bullish	Bullish	39.23	1.77	21,330.95	13:43:14	642031	-15600	Short C	884469	23516		242438	39116	Bullish	Bullish	63.70	1.38	47,801.75		
13:44:13	279066	-186	0	499448	4267		220382	4453	Bullish	Bullish	39.23	1.79	21,337.45	13:44:13	642031	0	0	884469	0		242438	0	Bullish	Bullish	63.70	1.38	47,813.75		
13:45:13	279066	0	0	499448	0		220382	0	Bullish	Bullish	39.23	1.79	21,337.90	13:45:13	642031	0	0	884469	0		242438	0	Bullish	Bullish	63.70	1.38	47,811.45		
13:46:16	276246	-2820	Short C	503756	4308		227510	7128	Bullish	Bullish	39.23	1.82	21,336.85	13:46:16	637611	-4420	Short C	884469	0		246858	4420	Bullish	Bullish	63.70	1.39	47,823.80		
13:47:13	276246	0	0	503756	0		227510	0	Bullish	Bullish	39.23	1.82	21,343.25	13:47:13	637562	-49	0	900524	16055		262962	16104	Bullish	Bullish	63.70	1.41	47,836.70		
13:48:13	276246	0	0	503756	0		227510	0	Bullish	Bullish	42.44	1.82	21,341.65	13:48:13	637562	0	0	900524	0		262962	0	Bullish	Bullish	80.26	1.41	47,822.70		
13:49:13	276246	0	0	499286	-4470	Long UW	223040	-4470	Bullish	Bullish	42.38	1.81	21,343.75	13:49:13	635230	-2332	Short C	904954	4430		269724	6762	Bullish	Bullish	71.52	1.42	47,824.00		
13:50:14	276901	655	0	499286	0		222385	-655	Bullish	Bullish	43.32	1.8	21,340.40	13:50:14	635230	0	0	904952	-2		269722	-2	Bullish	Bullish	67.05	1.42	47,828.00		
13:51:13	276901	0	0	499286	0		222385	0	Bullish	Bullish	43.64	1.8	21,340.40	13:51:13	635230	0	0	904952	0		269722	0	Bullish	Bullish	79.22	1.42	47,837.40		
13:52:13	277074	173	0	499286	0		222212	-173	Bullish	Bullish	45.05	1.8	21,343.15	13:52:13	639322	4092	0	916624	11672		277302	7580	Bullish	Bullish	77.98	1.43	47,822.50		
13:53:13	277074	0	0	500879	1593		223805	1593	Bullish	Bullish	48.16	1.81	21,347.65	13:53:13	639318	-4	0	916619	-5		277301	-1	Bullish	Bullish	83.64	1.43	47,844.75		
13:54:12	277074	0	0	500879	0		223805	0	Bullish	Bullish	50.06	1.81	21,352.25	13:54:12	639318	0	0	916619	0		277301	0	Bullish	Bullish	67.60	1.43	47,834.25		
13:55:05	277865	791	0	502388	1509		224523	718	Bullish	Bullish	43.19	1.81	21,351.05	13:55:05	633176	-6142	Short C	913800	-2819	Long UW	280624	3323	Bullish	Bullish	59.55	1.44	47,850.25		
13:56:14	277865	0	0	502388	0		224523	0	Bullish	Bullish	43.19	1.81	21,351.05	13:56:14	633176	0	0	913800	0		280624	0	Bullish	Bullish	59.55	1.44	47,850.25		
13:57:14	277865	0	0	502388	0		224523	0	Bullish	Bullish	46.81	1.81	21,351.55	13:57:14	633176	0	0	913800	0		280624	0	Bullish	Bullish	64.58	1.44	47,853.85		
13:58:14	276315	-1550	Short C	502909	521		226594	2071	Bullish	Bullish	42.77	1.82	21,348.60	13:58:14	640789	7613	0	927483	13683		286694	6070	Bullish	Bullish	67.57	1.45	47,844.40		
13:59:16	276315	0	0	502909	0		226594	0	Bullish	Bullish	42.06	1.82	21,356.55	13:59:16	640789	0	0	927483	0		286694	0	Bullish	Bullish	77.42	1.45	47,884.60		
14:00:13	276315	0	0	502909	0		226594	0	Bullish	Bullish	55.32	1.82	21,360.05	14:00:13	640789	0	0	927483	0		286694	0	Bullish	Bullish	128.49	1.45	47,897.45		
14:01:13	255657	-20658	Short C	510865	7956		255208	28614	Bullish	Bullish	59.09	2	21,361.50	14:01:13	541554	-99235	Short C	963110	35627		421556	134862	Bullish	Bullish	154.35	1.78	47,905.40		
14:02:13	255657	0	0	510865	0		255208	0	Bullish	Bullish	57.21	2	21,358.65	14:02:13	514204	-27350	Short C	963105	-5		448901	27345	Bullish	Bullish	142.32	1.87	47,899.80		
14:03:13	2																												

Nifty ATM	Nifty Spot	Nifty Pre C	Nifty Open	Nifty High	Nifty Low	India VIX	Current Expiry	Exp High	21,433.70	-58.60	Breakout	Resistanc	21500	BN ATM	BN Spot	BN Pre CL	BN Open	BN High	BN Low	India VIX	Saturday	Exp High	48,269.30	49.35	Not Break	Resistanc	48000		
21450	21,456.65	21182.7	21,287.45	21,492.30	21,235.30	13.13	2023-12-21	Exp Low	21,141.20	94.10	Not Break	Support	21300	48100	48,143.55	47,732.30	47,939.90	48,219.95	47,632.85	13.13		Exp Low	47,610.50	22.35	Not Break	Support	47500		
Time	Call COI (Bearish ▼)	Call COI (+▲-▼)	Short Covering	Put COI (Bullish ▲)	Put COI (+▲-▼)	Long UW	NET Oi	+▲-▼	Net Oi Signal	Price Action Signal	VWAP Diff	Strike	Nifty PCR	Nifty LTP	Time	Call COI (Bearish ▼)	Call COI (+▲-▼)	Short Covering	Put COI (Bullish ▲)	Put COI (+▲-▼)	Long Unwinding	NET Oi	+▲-▼	Net Oi Signal	Price Action Signal	VWAP Diff	Strike	BN PCR	BN LTP
14:25:13	251951	7795		495788	-5614	Long UW	243837	-13409	Bullish	Bearish	34.24	1.97	21,341.60	14:25:13	428752	0		1052697	-1889	Long UW	623945	-1889	Bullish	Bullish	138.29	2.46	47,931.35		
14:26:13	251951	0		495788	0		243837	0	Bullish	Bullish	35.22	1.97	21,342.85	14:26:13	434062	5310		1052697	0		618635	-5310	Bullish	Bullish	121.41	2.43	47,928.55		
14:27:13	251951	0		495788	0		243837	0	Bullish	Bullish	37.15	1.97	21,343.00	14:27:13	434062	0		1052698	1		618636	1	Bullish	Bullish	127.47	2.43	47,933.10		
14:28:13	251951	0		495788	0		243837	0	Bullish	Bullish	30.88	1.97	21,337.10	14:28:13	444851	10789		1052698	0		607847	-10789	Bullish	Bearish	117.22	2.37	47,913.50		
14:29:13	257046	5095		495169	-619		238123	-5714	Bullish	Bullish	29.30	1.93	21,338.95	14:29:13	444851	0		1049271	-3427	Long UW	604420	-3427	Bullish	Bullish	90.26	2.36	47,908.85		
14:30:13	257046	0		495169	0		238123	0	Bullish	Bullish	36.84	1.93	21,342.30	14:30:13	444851	0		1049271	0		604420	0	Bullish	Bullish	118.99	2.36	47,923.65		
14:31:13	255441	-1605	Short C	495169	0		239728	1605	Bullish	Bullish	40.07	1.94	21,350.40	14:31:13	434510	-10341	Short C	1049271	0		614761	10341	Bullish	Bullish	131.86	2.41	47,938.05		
14:32:14	255441	0		497167	1998		241726	1998	Bullish	Bullish	40.79	1.95	21,355.70	14:32:14	434494	-16		1048961	-310		614467	-294	Bullish	Bullish	149.67	2.41	47,952.70		
14:33:13	255441	0		497167	0		241726	0	Bullish	Bullish	40.91	1.95	21,350.10	14:33:13	434494	0		1049005	44		614511	44	Bullish	Bullish	139.43	2.41	47,939.80		
14:34:13	255441	0		495528	-1639	Long UW	240087	-1639	Bullish	Bullish	37.44	1.94	21,345.65	14:34:13	434494	0		1049005	0		614511	0	Bullish	Bullish	137.20	2.41	47,938.70		
14:35:16	255445	4		495528	0		240083	-4	Bullish	Bullish	40.73	1.94	21,350.80	14:35:16	433069	-1425	Short C	1049411	406		616342	1831	Bullish	Bearish	140.61	2.42	47,944.00		
14:36:13	255445	0		495528	0		240083	0	Bullish	Bullish	45.31	1.94	21,354.35	14:36:13	433069	0		1049411	0		616342	0	Bullish	Bullish	143.06	2.42	47,956.00		
14:37:14	252663	-2782	Short C	495528	0		242865	2782	Bullish	Bullish	45.19	1.96	21,352.00	14:37:14	432182	-887		1049411	0		617229	887	Bullish	Bullish	154.83	2.43	47,957.25		
14:38:13	252663	0		499294	3766		246631	3766	Bullish	Bullish	39.24	1.98	21,349.15	14:38:13	432182	0		1053727	4316		621545	4316	Bullish	Bullish	142.98	2.44	47,944.10		
14:39:13	252663	0		499294	0		246631	0	Bullish	Bullish	38.53	1.98	21,345.45	14:39:13	432182	0		1053727	0		621545	0	Bullish	Bullish	134.71	2.44	47,944.25		
14:40:14	250843	-1820	Short C	500309	1015		249466	2835	Bullish	Bullish	42.50	1.99	21,350.20	14:40:14	432182	0		1053727	0		621545	0	Bullish	Bullish	140.72	2.44	47,954.00		
14:41:13	250843	0		500309	0		249466	0	Bullish	Bullish	46.84	1.99	21,350.75	14:41:13	430130	-2052	Short C	1048617	-5110	Long UW	618487	-3058	Bullish	Bullish	154.74	2.44	47,955.15		
14:42:15	250843	0		500309	0		249466	0	Bullish	Bullish	51.38	1.99	21,355.45	14:42:15	430130	0		1048617	0		618487	0	Bullish	Bullish	153.51	2.44	47,977.35		
14:43:12	250843	0		500309	0		249466	0	Bullish	Bullish	58.03	1.99	21,363.90	14:43:12	430130	0		1052125	3508		621995	3508	Bullish	Bullish	185.36	2.45	47,981.10		
14:44:13	238967	-11876	Short C	500647	338		261680	12214	Bullish	Bullish	51.96	2.1	21,358.20	14:44:13	399356	-30774	Short C	1052125	0		652769	30774	Bullish	Bullish	157.31	2.63	47,956.15		
14:45:14	238967	0		500647	0		261680	0	Bullish	Bullish	47.74	2.1	21,357.50	14:45:14	399356	0		1052125	0		652769	0	Bullish	Bullish	167.05	2.63	47,968.80		
14:46:13	239316	349		500647	0		261331	-349	Bullish	Bullish	50.08	2.09	21,358.75	14:46:13	403455	4099		1052125	0		648670	-4099	Bullish	Bullish	154.92	2.61	47,983.20		
14:47:12	239316	0		503504	2857		264188	2857	Bullish	Bullish	49.76	2.1	21,361.50	14:47:12	403455	0		1052899	774		649444	774	Bullish	Bullish	154.81	2.61	47,966.85		
14:48:13	239316	0		503504	0		264188	0	Bullish	Bullish	53.24	2.1	21,359.35	14:48:13	403455	0		1052899	0		649444	0	Bullish	Bullish	162.15	2.61	47,962.10		
14:49:11	239316	0		501908	-1596	Long UW	262592	-1596	Bullish	Bullish	50.97	2.1	21,359.95	14:49:11	403455	0		1052899	0		649444	0	Bullish	Bearish	145.35	2.61	47,950.60		
14:50:12	236539	-2777	Short C	501908	0		265369	2777	Bullish	Bullish	53.18	2.12	21,359.95	14:50:12	401079	-2376	Short C	1049913	-2986	Long UW	648834	-610	Bullish	Bullish	158.55	2.62	47,967.05		
14:51:13	236539	0		501908	0		265369	0	Bullish	Bullish	58.12	2.12	21,363.80	14:51:13	401079	0		1049913	0		648834	0	Bullish	Bullish	155.78	2.62	47,963.65		
14:52:13	236539	0		501908	0		265369	0	Bullish	Bullish	69.77	2.12	21,371.75	14:52:13	401079	0		1049913	0		648834	0	Bullish	Bullish	174.91	2.62	47,980.75		
14:53:13	217201	-19338	Short C	505198	3290		287997	22628	Bullish	Bullish	82.96	2.33	21,386.40	14:53:13	389346	-11733	Short C	1052334	2421		662988	14154	Bullish	Bullish	190.41	2.7	47,999.85		
14:54:13	217201	0		505198	0		287997	0	Bullish	Bullish	89.07	2.33	21,387.35	14:54:13	389346	0		1052334	0		662988	0	Bullish	Bullish	224.63	2.7	48,018.35		
14:55:13	196496	-20705	Short C	505198	0		308702	20705	Bullish	Bullish	94.71	2.57	21,386.45	14:55:13	323496	-65850	Short C	1050556	-1778	Long UW	727060	64072	Bullish	Bullish	236.56	3.25	48,012.80		
14:56:15	196496	0		517153	11955		320657	11955	Bullish	Bullish	95.42	2.63	21,390.40	14:56:15	323382	-114		1050549	-7		727167	107	Bullish	Bullish	230.64	3.25	48,033.80		
14:57:13	196496	0		517153	0		320657	0	Bullish	Bullish	103.34	2.63	21,396.90	14:57:13	323382	0		1050549	0		727167	0	Bullish	Bullish	220.55	3.25	48,029.35		
14:58:13	196496	0		547896	30743		351400	30743	Bullish	Bullish	91.23	2.79	21,395.50	14:58:13	323382	0		1050549	0		727167	0	Bullish	Bullish	216.73	3.25	48,046.10		
14:59:13	192072	-4424	Short C	547896	0		355824	4424	Bullish	Bullish	99.06	2.85	21,400.90	14:59:13	287174	-36208	Short C	1066246	15697		779072	51905	Bullish	Bullish	242.42	3.71	48,037.65		
15:00:13	192072	0		547896	0		355824	0	Bullish	Bullish	101.74	2.85	21,398.05	15:00:13	287174	0		1066246	0		779072	0	Bullish	Bullish	251.78	3.71	48,058.40		
15:01:13	174613	-17459	Short C	547896	0		373283	17459	Bullish	Bullish	104.88	3.14	21,407.65	15:01:13	287174	0		1073336	7090		786162	7090	Bullish	Bullish	275.03	3.74	48,076.30		
15:02:15	174613	0		558549	10653		383936	10653	Bullish	Bullish	119.66	3.2	21,422.10	15:02:15	227506	-59668	Short C	1073336	0		845830	59668	Bullish	Bullish	289.16	4.72	48,117.70		
15:03:14	174613	0		558549	0		383936	0	Bullish	Bullish	120.61	3.2	21,429.05	15:03:14	227506	0		1073336	0		845830	0	Bullish	Bullish	326.84	4.72	48,153.60		
15:04:14	174613	0		568182	9633		393569	9633	Bullish	Bullish	125.31	3.25	21,439.30	15:04:14	195530	-31976	Short C	1073336	0		877806	31976	Bullish	Bullish	315.07	5.49	48,184.25		
15:05:15	166449	-8164	Short																										

Nifty ATM	Nifty Spot	Nifty Pre C	Nifty Open	Nifty High	Nifty Low	India VIX	Current Expiry	Exp High	21,433.70	-58.60	Breakout	Resistanc	21500	BN ATM	BN Spot	BN Pre CL	BN Open	BN High	BN Low	India VIX	Saturday		Exp High	48,269.30	49.35	Not Break	Resistanc	48000	
21450	21,456.65	21182.7	21,287.45	21,492.30	21,235.30	13.13	2023-12-21	Exp Low	21,141.20	94.10	Not Break	Support	21300	48100	48,143.55	47,732.30	47,939.90	48,219.95	47,632.85	13.13		Exp Low	47,610.50	22.35	Not Break	Support	47500		
Time	Call COI (Bearish ▼)	Call COI (+▲-▼)	Short Covering	Put COI (Bullish ▲)	Put COI (+▲-▼)	Long UW	NET Oi	+▲-▼	Net Oi Signal	Price Action Signal	VWAP Diff	Strike	Nifty PCR	Nifty LTP	Time	Call COI (Bearish ▼)	Call COI (+▲-▼)	Short Covering	Put COI (Bullish ▲)	Put COI (+▲-▼)	Long Unwinding	NET Oi	+▲-▼	Net Oi Signal	Price Action Signal	VWAP Diff	Strike	BN PCR	BN LTP
15:27:14	153474	0		528028	0		374554	0	Bullish	Bullish	114.56		3.44	21,480.95	15:27:14	152376	0		922345	0		769969	0	Bullish	Bearish	164.53		6.05	48,134.65
15:28:12	152879	-595		515900	-12128	Long UW	363021	-11533	Bullish	Bullish	112.71		3.37	21,475.35	15:28:12	152376	0		922345	0		769969	0	Bullish	Bearish	163.88		6.05	48,136.60
15:29:12	153290	411		515900	0		362610	-411	Bullish	Bullish	111.02		3.37	21,480.20	15:29:12	139085	-13291	Short C	890314	-32031	Long UW	751229	-18740	Bullish	Bullish	167.65		6.4	48,153.65
15:30:13	153290	0		515900	0		362610	0	Bullish	Bearish	111.17		3.37	21,465.55	15:30:13	139085	0		890314	0		751229	0	Bullish	Bearish	161.27		6.4	48,096.65
15:31:14	153290	0		515900	0		362610	0	Bullish	Bearish	103.13		3.37	21,449.60	15:31:14	139085	0		890314	0		751229	0	Bullish	Bearish	165.56		6.4	48,073.45

Nifty ATM	Nifty Spot	Nifty Pre CL	Nifty Open	Nifty High	Nifty Low	India VIX	Current Expiry	Exp High	21,433.70	-58.60	Breakout	Resistanc	21500	BN ATM	BN Spot	BN Pre CL	BN Open	BN High	BN Low	India VIX	Saturday	Exp High	48,269.30	49.35	Not Break	Resistanc	48000		
21450	21,456.65	21182.7	21,287.45	21,492.30	21,235.30	13.13	2023-12-21	Exp Low	21,141.20	94.10	Not Break	Support	21300	48100	48,143.55	47,732.30	47,939.90	48,219.95	47,632.85	13.13		Exp Low	47,610.50	22.35	Not Break	Support	47500		
Time	Call COI (Bearish ▼)	Call COI (+▲-▼)	Short Covering	Put COI (Bullish ▲)	Put COI (+▲-▼)	Long UW	NET Oi	+▲-▼	Net Oi Signal	Price Action Signal	VWAP Diff	Strike	Nifty PCR	Nifty LTP	Time	Call COI (Bearish ▼)	Call COI (+▲-▼)	Short Covering	Put COI (Bullish ▲)	Put COI (+▲-▼)	Long Unwinding	NET Oi	+▲-▼	Net Oi Signal	Price Action Signal	VWAP Diff	Strike	BN PCR	BN LTP
09:15:15	191887	0	0	262965	0		71078	0	Bullish	Wait	73.17	21300	1.37	21,287.45	09:15:15	325919	0	0	574166	0		248247	0	Bullish	Wait	81.44	47900	1.76	47,939.90
09:16:13	191887	0	0	262965	0		71078	0	Bullish	Wait	4.17	21250	1.37	21,266.75	09:16:13	325919	0	0	494288	-79878	Long UW	168369	-79878	Bullish	Wait	-60.84	47900	1.52	47,903.65
09:17:13	99716	-92171	Short C	21553	-24142	Long UW	-78163	-149241	Bearish	Wait	-3.86	21300	0.22	21,281.15	09:17:13	48789	-277130	Short C	440481	-53807	Long UW	391692	223323	Bullish	Wait	-12.39	47900	9.03	47,909.15
09:18:13	99716	0	0	21553	0		-78163	0	Bearish	Wait	1.44	21250	0.22	21,267.15	09:18:13	48789	0	0	440481	0		391692	0	Bullish	Wait	-31.74	47900	9.03	47,879.15
09:19:14	143462	43746		73998	52445		-69464	8699	Bearish	Wait	-10.39	21250	0.52	21,266.55	09:19:14	151781	102992		568419	127938		416638	24946	Bullish	Wait	-50.66	47900	3.74	47,869.80
09:20:14	143462	0	0	73998	0		-69464	0	Bearish	Wait	-0.10	21250	0.52	21,270.25	09:20:14	151781	0	0	568419	0		416638	0	Bullish	Wait	-15.55	47800	3.74	47,842.10
09:21:14	143462	0	0	73998	0		-69464	0	Bearish	Wait	-4.64	21250	0.52	21,272.45	09:21:14	151781	0	0	573672	5253		421891	5253	Bullish	Wait	-49.53	47800	3.78	47,825.45
09:22:13	175090	31628		102723	33275		-67817	1647	Bearish	Wait	0.38	21300	0.61	21,275.50	09:22:13	193067	41286		662400	88728		469333	47442	Bullish	Wait	-52.09	47800	3.43	47,846.65
09:23:13	177167	2077		120138	12865		-57029	10788	Bearish	Wait	0.03	21250	0.68	21,269.45	09:23:13	238581	45514		662400	0		423819	-45514	Bullish	Wait	-45.89	47800	2.78	47,833.50
09:24:13	192793	15626		139267	19129		-53526	3503	Bearish	Wait	-3.21	21250	0.72	21,264.60	09:24:13	260800	22219		662400	0		401600	-22219	Bullish	Wait	-40.08	47800	2.54	47,834.70
09:25:15	193023	230		139267	0		-53756	-230	Bearish	Wait	-7.61	21250	0.72	21,258.60	09:25:15	283454	22654		730469	68069		447015	45415	Bullish	Wait	-36.66	47800	2.58	47,813.20
09:26:14	193403	380		154803	15536		-38600	15156	Bearish	Wait	-9.54	21250	0.8	21,262.30	09:26:14	283454	0	0	730469	0		447015	0	Bullish	Wait	-29.33	47800	2.58	47,845.20
09:27:13	193403	0	0	185218	30415		-8185	30415	Bearish	Wait	-12.75	21250	0.96	21,254.70	09:27:13	283454	0	0	730574	105		447120	105	Bullish	Wait	-48.45	47800	2.58	47,800.75
09:28:13	220085	26682		185218	0		-34867	-26682	Bearish	Bearish	-7.86	21250	0.84	21,262.35	09:28:13	324777	41323		788454	57880		463677	16557	Bullish	Bearish	-43.87	47800	2.43	47,798.05
09:29:14	222177	2092		196247	11029		-25930	8937	Bearish	Bearish	-2.70	21250	0.88	21,264.50	09:29:14	324777	0	0	788462	8		463685	8	Bullish	Bearish	-32.16	47800	2.43	47,802.65
09:30:13	222177	0	0	196247	0		-25930	0	Bearish	Bearish	0.80	21250	0.88	21,262.70	09:30:13	324777	0	0	788462	0		463685	0	Bullish	Bearish	-45.77	47800	2.43	47,791.15
09:31:13	231876	9699		218958	22711		-12918	13012	Bearish	Bearish	-5.00	21250	0.94	21,257.05	09:31:13	370095	45318		833038	44576		462943	-742	Bullish	Bearish	-45.98	47800	2.25	47,771.65
09:32:14	231876	0	0	226292	7334		-5584	7334	Bearish	Bearish	-5.15	21250	0.98	21,252.95	09:32:14	370095	0	0	832925	-113		462830	-113	Bullish	Bearish	-23.54	47800	2.25	47,777.85
09:33:13	231876	0	0	226292	0		-5584	0	Bearish	Bearish	-5.38	21250	0.98	21,254.40	09:33:13	370095	0	0	832925	0		462830	0	Bullish	Bearish	-31.00	47800	2.25	47,791.75
09:34:15	239833	7957		243042	16750		3209	8793	Bullish	Bearish	-4.97	21250	1.01	21,257.55	09:34:15	396188	26093		850695	17770		454507	-8323	Bullish	Bearish	-1.84	47800	2.15	47,800.45
09:35:17	241355	1522		248936	5894		7581	4372	Bullish	Bearish	0.34	21250	1.03	21,259.25	09:35:17	396188	0	0	850246	-449		454058	-449	Bullish	Bearish	-11.18	47800	2.15	47,794.25
09:36:13	241355	0	0	248936	0		7581	0	Bullish	Bearish	-3.74	21250	1.03	21,254.55	09:36:13	396188	0	0	850246	0		454058	0	Bullish	Bearish	-37.45	47800	2.15	47,770.65
09:37:13	248210	6855		258068	9132		9858	2277	Bullish	Bearish	-5.98	21250	1.04	21,249.10	09:37:13	418643	22455		854322	4076		435679	-18379	Bullish	Bearish	-70.03	47700	2.04	47,732.30
09:38:13	248210	0	0	262928	4860		14718	4860	Bullish	Bearish	-11.05	21250	1.06	21,248.65	09:38:13	418643	0	0	854398	76		435755	76	Bullish	Bearish	-75.10	47700	2.04	47,734.15
09:39:15	248210	0	0	269388	6460		21178	6460	Bullish	Bearish	-14.18	21250	1.09	21,241.40	09:39:15	418643	0	0	854398	0		435755	0	Bullish	Bearish	-85.60	47700	2.04	47,713.55
09:40:14	251403	3193		269388	0		17985	-3193	Bullish	Bearish	-17.90	21250	1.07	21,239.90	09:40:14	435267	16624		851213	-3185	Long UW	415946	-19809	Bullish	Bearish	-86.74	47700	1.96	47,709.95
09:41:13	251403	0	0	269388	0		17985	0	Bullish	Bearish	-24.52	21250	1.07	21,239.65	09:41:13	435267	0	0	851213	0		415946	0	Bullish	Bearish	-93.22	47700	1.96	47,706.85
09:42:14	251403	0	0	269388	0		17985	0	Bullish	Bearish	-23.34	21250	1.07	21,244.75	09:42:14	474526	39259		851213	0		376687	-39259	Bullish	Bearish	-73.28	47700	1.79	47,711.60
09:43:14	261495	10092		261870	-7518	Long UW	375	-17610	Bullish	Bearish	-13.25	21250	1	21,240.80	09:43:14	474518	-8		859594	8381		385076	8389	Bullish	Bearish	-59.09	47700	1.81	47,721.70
09:44:13	261495	0	0	261870	0		375	0	Bullish	Bearish	-23.82	21250	1	21,241.10	09:44:13	474518	0	0	859594	0		385076	0	Bullish	Bearish	-81.98	47700	1.81	47,709.95
09:45:13	261495	0	0	261870	0		375	0	Bullish	Bearish	-22.61	21250	1	21,241.55	09:45:13	474518	0	0	859594	0		385076	0	Bullish	Bearish	-75.79	47700	1.81	47,712.85
09:46:13	274349	12854		260679	-1191	Long UW	-13670	-14045	Bearish	Bearish	-16.49	21250	0.95	21,247.40	09:46:13	509639	35121		877676	18082		368037	-17039	Bullish	Bearish	-59.75	47700	1.72	47,722.10
09:47:13	274349	0	0	260679	0		-13670	0	Bearish	Bullish	-1.52	21250	0.95	21,262.80	09:47:13	509639	0	0	877675	-1		368036	-1	Bullish	Bearish	-31.45	47800	1.72	47,755.50
09:48:14	274349	0	0	256635	-4044	Long UW	-17714	-4044	Bearish	Bearish	-13.56	21250	0.94	21,253.10	09:48:14	509639	0	0	877675	0		368036	0	Bullish	Bearish	-57.37	47700	1.72	47,719.25
09:49:13	290045	15696		256635	0		-33410	-15696	Bearish	Bullish	-17.37	21250	0.88	21,259.95	09:49:13	526216	16577		874823	-2852	Long UW	348607	-19429	Bullish	Bearish	-66.65	47700	1.66	47,725.30
09:50:14	290045	0	0	256635	0		-33410	0	Bearish	Bullish	-7.76	21250	0.88	21,257.80	09:50:14	526216	0	0	874820	-3		348604	-3	Bullish	Bullish	-50.48	47700	1.66	47,738.95
09:51:12	290045	0	0	265416	8781		-24629	8781	Bearish	Bullish	-13.97	21250	0.92	21,255.20	09:51:12	526216	0	0	884568	9748		358352	9748	Bullish	Bullish	-50.73	47700	1.68	47,741.25
09:52:13	302192	12147		265416	0		-36776	-12147	Bearish	Bullish	-15.73	2125																	

Nifty ATM	Nifty Spot	Nifty Pre O	Nifty Open	Nifty High	Nifty Low	India VIX	Current Expiry	Exp High	21,433.70	-58.60	Breakout	Resistanc	21500	BN ATM	BN Spot	BN Pre CL	BN Open	BN High	BN Low	India VIX	Saturday	Exp High	48,269.30	49.35	Not Break	Resistanc	48000		
21450	21,456.65	21182.7	21,287.45	21,492.30	21,235.30	13.13	2023-12-21	Exp Low	21,141.20	94.10	Not Break	Support	21300	48100	48,143.55	47,732.30	47,939.90	48,219.95	47,632.85	13.13	Observer	Exp Low	47,610.50	22.35	Not Break	Support	47500		
Time	Call COI (Bearish ▼)	Call COI (+▲-▼)	Short Covering	Put COI (Bullish ▲)	Put COI (+▲-▼)	Long UW	NET Oi	+▲-▼	Net Oi Signal	Price Action Signal	VWAP Diff	Strike	Nifty PCR	Nifty LTP	Time	Call COI (Bearish ▼)	Call COI (+▲-▼)	Short Covering	Put COI (Bullish ▲)	Put COI (+▲-▼)	Long Unwinding	NET Oi	+▲-▼	Net Oi Signal	Price Action Signal	VWAP Diff	Strike	BN PCR	BN LTP
10:17:13	256335	0		384114	0		127779	0	Bullish	Bullish	32.13	21350	1.5	21,327.80	10:17:13	569534	0		892094	0		322560	0	Bullish	Bullish	-18.62	47800	1.57	47,793.05
10:18:13	256335	0		384114	0		127779	0	Bullish	Bullish	31.66	21300	1.5	21,323.25	10:18:13	569534	0		892094	0		322560	0	Bullish	Bullish	-2.94	47800	1.57	47,791.05
10:19:14	261865	5530		406035	21921		144170	16391	Bullish	Bullish	26.11	21300	1.55	21,323.55	10:19:14	575871	6337		897697	5603		321826	-734	Bullish	Bearish	-14.64	47800	1.56	47,784.65
10:20:14	261865	0		406035	0		144170	0	Bullish	Bullish	27.03	21350	1.55	21,326.80	10:20:14	575871	0		897697	0		321826	0	Bullish	Bearish	-17.20	47800	1.56	47,796.30
10:21:13	261865	0		406035	0		144170	0	Bullish	Bullish	32.37	21350	1.55	21,330.70	10:21:13	575871	0		897697	0		321826	0	Bullish	Bearish	5.72	47800	1.56	47,796.65
10:22:13	266028	4163		411851	5816		145823	1653	Bullish	Bullish	33.50	21350	1.55	21,335.10	10:22:13	582865	6994		900411	2714		317546	-4280	Bullish	Bearish	-2.57	47800	1.54	47,787.00
10:23:13	266028	0		411851	0		145823	0	Bullish	Bullish	33.56	21350	1.55	21,333.25	10:23:13	582865	0		900384	-27		317519	-27	Bullish	Bearish	-14.61	47800	1.54	47,785.75
10:24:14	266028	0		411851	0		145823	0	Bullish	Bullish	32.13	21350	1.55	21,336.30	10:24:14	582865	0		900384	0		317519	0	Bullish	Bearish	-14.27	47800	1.54	47,785.10
10:25:13	263653	-2375	Short C	419208	7357		155555	9732	Bullish	Bullish	35.23	21350	1.59	21,341.35	10:25:13	595268	12403		900681	297		305413	-12106	Bullish	Bearish	-19.22	47800	1.51	47,788.65
10:26:13	263653	0		419208	0		155555	0	Bullish	Bullish	47.47	21350	1.59	21,350.65	10:26:13	595268	0		900681	0		305413	0	Bullish	Bullish	11.90	47800	1.51	47,817.10
10:27:14	263653	0		419208	0		155555	0	Bullish	Bullish	40.57	21350	1.59	21,344.80	10:27:14	595268	0		900681	0		305413	0	Bullish	Bullish	16.41	47800	1.51	47,819.95
10:28:13	238058	-25595	Short C	434633	15425		196575	41020	Bullish	Bullish	30.70	21350	1.83	21,341.85	10:28:13	600408	5140		899512	-1169	Long UW	299104	-6309	Bullish	Bullish	-2.00	47800	1.5	47,817.40
10:29:14	238058	0		434633	0		196575	0	Bullish	Bullish	33.31	21350	1.83	21,342.35	10:29:14	600408	0		899516	4		299108	4	Bullish	Bullish	-5.23	47800	1.5	47,809.00
10:30:13	238058	0		434633	0		196575	0	Bullish	Bullish	31.27	21350	1.83	21,340.55	10:30:13	600666	5658		899516	0		293450	-5658	Bullish	Bullish	7.47	47800	1.48	47,811.85
10:31:15	239822	1764		432997	-1636	Long UW	193175	-3400	Bullish	Bullish	33.96	21350	1.81	21,344.85	10:31:15	609567	3501		898754	-762		289187	-4263	Bullish	Bullish	-5.53	47800	1.47	47,817.60
10:32:14	239822	0		432997	0		193175	0	Bullish	Bullish	29.80	21350	1.81	21,340.95	10:32:14	609567	0		898754	0		289187	0	Bullish	Bullish	-2.37	47800	1.47	47,827.10
10:33:13	239822	0		432997	0		193175	0	Bullish	Bullish	27.41	21350	1.81	21,337.05	10:33:13	609567	0		898754	0		289187	0	Bullish	Bullish	-1.93	47800	1.47	47,833.55
10:34:14	240613	791		436230	3233		195617	2442	Bullish	Bullish	26.07	21350	1.81	21,337.45	10:34:14	623839	14272		903066	4312		279227	-9960	Bullish	Bullish	2.04	47800	1.45	47,817.65
10:35:14	240613	0		436230	0		195617	0	Bullish	Bearish	23.30	21350	1.81	21,329.30	10:35:14	623839	0		903066	0		279227	0	Bullish	Bullish	-4.36	47800	1.45	47,821.65
10:36:13	240613	0		436230	0		195617	0	Bullish	Bearish	15.41	21350	1.81	21,333.00	10:36:13	623839	0		903066	-6		279221	-6	Bullish	Bullish	-12.75	47800	1.45	47,824.95
10:37:14	238281	-2332	Short C	430807	-5423	Long UW	192526	-3091	Bullish	Bullish	22.28	21350	1.81	21,338.80	10:37:14	624823	984		906950	3890		282127	2906	Bullish	Bullish	-3.13	47800	1.45	47,827.85
10:38:13	238281	0		430807	0		192526	0	Bullish	Bearish	21.85	21350	1.81	21,332.70	10:38:13	624823	0		906950	0		282127	0	Bullish	Bullish	10.95	47800	1.45	47,832.75
10:39:15	238281	0		429048	-1759	Long UW	190767	-1759	Bullish	Bearish	19.57	21350	1.8	21,330.85	10:39:15	624823	0		906950	0		282127	0	Bullish	Bullish	9.64	47800	1.45	47,836.95
10:40:13	249573	11292		429048	0		179475	-11292	Bullish	Bearish	16.60	21350	1.72	21,330.85	10:40:13	622930	-1893	Short C	912080	5130		289150	7023	Bullish	Bullish	2.47	47800	1.46	47,836.95
10:41:19	249573	0		429048	0		179475	0	Bullish	Bearish	14.62	21350	1.72	21,327.00	10:41:19	622930	0		912080	-44		289106	-44	Bullish	Bullish	-0.52	47800	1.46	47,833.00
10:42:15	249573	0		429048	0		179475	0	Bullish	Bearish	12.37	21350	1.72	21,326.40	10:42:15	622930	0		912051	15		289121	15	Bullish	Bullish	-8.95	47800	1.46	47,813.45
10:43:13	256611	7038		426145	-2903	Long UW	169534	-9941	Bullish	Bearish	12.58	21350	1.66	21,325.00	10:43:13	617532	-5398	Short C	904625	-7426	Long UW	287093	-2028	Bullish	Bullish	-21.76	47800	1.46	47,813.80
10:44:14	256611	0		426145	0		169534	0	Bullish	Bearish	7.67	21300	1.66	21,322.15	10:44:14	617532	0		904622	-3		287090	-3	Bullish	Bearish	-37.96	47800	1.46	47,796.95
10:45:13	256611	0		426145	0		169534	0	Bullish	Bearish	4.04	21300	1.66	21,318.15	10:45:13	617532	0		904622	0		287090	0	Bullish	Bearish	-61.62	47800	1.46	47,787.80
10:46:14	260138	3527		416239	-9906	Long UW	156101	-13433	Bullish	Bearish	2.17	21300	1.6	21,315.45	10:46:14	613055	-4477	Short C	906556	1934		293501	6411	Bullish	Bearish	-78.86	47800	1.48	47,766.35
10:47:15	260138	0		416239	0		156101	0	Bullish	Bearish	4.61	21300	1.6	21,309.10	10:47:15	613055	0		906556	0		293501	0	Bullish	Bearish	-75.25	47700	1.48	47,742.10
10:48:14	260138	0		416239	0		156101	0	Bullish	Bearish	-6.18	21300	1.6	21,304.80	10:48:14	613055	0		906556	0		293501	0	Bullish	Bearish	-124.58	47700	1.48	47,704.85
10:49:14	268644	8506		405473	-10766	Long UW	136829	-19272	Bullish	Bearish	-16.18	21300	1.51	21,298.20	10:49:14	639209	26154		850971	-55585	Long UW	211762	-81739	Bullish	Bearish	-120.78	47700	1.33	47,700.70
10:50:13	268644	0		405473	0		136829	0	Bullish	Bearish	-16.07	21300	1.51	21,302.25	10:50:13	639209	0		850971	0		211762	0	Bullish	Bearish	-127.19	47700	1.33	47,698.30
10:51:14	268644	0		405473	0		136829	0	Bullish	Bearish	-13.25	21300	1.51	21,294.60	10:51:14	639209	0		850971	0		211762	0	Bullish	Bearish	-111.04	47700	1.33	47,696.20
10:52:14	279723	11079		375314	-30159	Long UW	95591	-41238	Bullish	Bearish	-15.97	21300	1.34	21,292.05	10:52:14	671549	32340		810446	-40525	Long UW	138897	-72865	Bullish	Bearish	-130.12	47700	1.21	47,664.95
10:53:14	279723	0		375314	0		95591	0	Bullish	Bearish	-22.66	21300	1.34	21,293.25	10:53:14	671549	0		810446	0		138897	0	Bullish	Bearish	-155.96	47700	1.21	47,672.80
10:54:13	279723	0		375314	0		95591	0	Bullish	Bearish	-33.74	21300	1.34	21,287.50	10:54:13	671549	0		810446	0		138897	0	Bullish	Bearish	-1			

Nifty ATM	Nifty Spot	Nifty Pre CL	Nifty Open	Nifty High	Nifty Low	India VIX	Current Expiry	Exp High	21,433.70	-58.60	Breakout	Resistanc	21500	BN ATM	BN Spot	BN Pre CL	BN Open	BN High	BN Low	India VIX	Saturday	Exp High	48,269.30	49.35	Not Break	Resistanc	48000		
21450	21,456.65	21182.7	21,287.45	21,492.30	21,235.30	13.13	2023-12-21	Exp Low	21,141.20	94.10	Not Break	Support	21300	48100	48,143.55	47,732.30	47,939.90	48,219.95	47,632.85	13.13	Observer	Exp Low	47,610.50	22.35	Not Break	Support	47500		
Time	Call COI (Bearish ▼)	Call COI (+▲-▼)	Short Covering	Put COI (Bullish ▲)	Put COI (+▲-▼)	Long UW	NET Oi	+▲-▼	Net Oi Signal	Price Action Signal	VWAP Diff	Strike	Nifty PCR	Nifty LTP	Time	Call COI (Bearish ▼)	Call COI (+▲-▼)	Short Covering	Put COI (Bullish ▲)	Put COI (+▲-▼)	Long Unwinding	NET Oi	+▲-▼	Net Oi Signal	Price Action Signal	VWAP Diff	Strike	BN PCR	BN LTP
11:19:18	325219	-4268	Short C	341626	5218		16407	9486	Bullish	Bullish	-7.68	21300	1.05	21,315.05	11:19:18	727204	-1703	Short C	784359	11721		57155	13424	Bullish	Bullish	-81.52	47700	1.08	47,722.65
11:20:15	325219	0		341626	0		16407	0	Bullish	Bullish	-7.68	21300	1.05	21,317.75	11:20:15	727204	0		784363	4		57159	4	Bullish	Bullish	-81.52	47700	1.08	47,723.85
11:21:14	325219	0		341626	0		16407	0	Bullish	Bullish	-7.68	21300	1.05	21,317.25	11:21:14	727204	0		784363	0		57159	0	Bullish	Bullish	-81.52	47700	1.08	47,732.95
11:22:13	322498	-2721	Short C	346577	4951		24079	7672	Bullish	Bullish	-7.68	21300	1.07	21,318.15	11:22:13	713108	-14096	Short C	786660	2297		73552	16393	Bullish	Bullish	-81.52	47700	1.1	47,738.50
11:23:14	322498	0		346577	0		24079	0	Bullish	Bullish	-7.68	21300	1.07	21,318.55	11:23:14	713108	0		786620	-40		73512	-40	Bullish	Bearish	-81.52	47700	1.1	47,722.90
11:24:13	322498	0		346577	0		24079	0	Bullish	Bullish	-7.68	21300	1.07	21,319.65	11:24:13	713108	0		786620	0		73512	0	Bullish	Bearish	-81.52	47700	1.1	47,714.85
11:25:13	323856	1358		353255	6678		29399	5320	Bullish	Bearish	-7.68	21300	1.09	21,312.20	11:25:13	712701	-407		787035	415		74334	822	Bullish	Bearish	-81.52	47700	1.1	47,715.00
11:26:13	323856	0		353255	0		29399	0	Bullish	Bearish	-7.68	21300	1.09	21,316.45	11:26:13	712701	0		787035	0		74334	0	Bullish	Bearish	-81.52	47700	1.1	47,716.60
11:27:13	323856	0		353255	0		29399	0	Bullish	Bullish	-7.68	21300	1.09	21,316.00	11:27:13	712701	0		787035	0		74334	0	Bullish	Bearish	-81.52	47700	1.1	47,716.25
11:28:13	311898	-11958	Short C	360105	6850		48207	18808	Bullish	Bullish	14.61	21300	1.15	21,319.40	11:28:13	718484	5783		792054	5019		73570	-764	Bullish	Bullish	-41.84	47700	1.1	47,725.10
11:29:14	311898	0		360105	0		48207	0	Bullish	Bullish	12.49	21300	1.15	21,317.45	11:29:14	718484	0		792033	-21		73549	-21	Bullish	Bullish	-41.49	47700	1.1	47,724.35
11:30:16	311898	0		360105	0		48207	0	Bullish	Bullish	10.51	21300	1.15	21,316.95	11:30:16	718484	0		792033	0		73549	0	Bullish	Bullish	-52.98	47700	1.1	47,720.95
11:31:14	306349	-5549	Short C	365293	5188		58944	10737	Bullish	Bearish	9.39	21300	1.19	21,313.60	11:31:14	723368	4884		790250	-1783	Long UW	66882	-6667	Bullish	Bearish	-61.48	47700	1.09	47,715.35
11:32:14	306349	0		365293	0		58944	0	Bullish	Bullish	11.43	21300	1.19	21,316.70	11:32:14	723368	0		790250	0		66882	0	Bullish	Bearish	-62.82	47700	1.09	47,715.10
11:33:14	306349	0		365293	0		58944	0	Bullish	Bearish	11.42	21300	1.19	21,314.45	11:33:14	723368	0		790251	1		66883	1	Bullish	Bearish	-51.98	47700	1.09	47,716.05
11:34:16	304024	-2325	Short C	372668	7375		68644	9700	Bullish	Bearish	12.05	21300	1.23	21,317.25	11:34:16	729908	6540		801315	11064		71407	4524	Bullish	Bullish	-47.55	47700	1.1	47,733.50
11:35:14	304024	0		372668	0		68644	0	Bullish	Bearish	16.62	21300	1.23	21,314.60	11:35:14	729908	0		801315	0		71407	0	Bullish	Bearish	-44.19	47700	1.1	47,719.50
11:36:14	304024	0		372668	0		68644	0	Bullish	Bearish	12.86	21300	1.23	21,315.00	11:36:14	729908	0		801315	0		71407	0	Bullish	Bearish	-49.17	47700	1.1	47,717.25
11:37:13	298418	-5606	Short C	382783	10115		84365	15721	Bullish	Bearish	11.38	21300	1.28	21,313.80	11:37:13	738988	9081		801273	-42		62284	-9123	Bullish	Bullish	-50.66	47700	1.08	47,718.65
11:38:14	298418	0		382783	0		84365	0	Bullish	Bullish	15.12	21300	1.28	21,318.95	11:38:14	738988	-1		801273	0		62285	1	Bullish	Bullish	-37.17	47700	1.08	47,737.80
11:39:13	298418	0		382783	0		84365	0	Bullish	Bullish	16.90	21300	1.28	21,317.60	11:39:13	738988	0		801273	0		62285	0	Bullish	Bullish	-31.30	47700	1.08	47,738.45
11:40:13	296243	-2175	Short C	388609	5826		92366	8001	Bullish	Bullish	21.22	21350	1.31	21,328.75	11:40:13	735832	-3156	Short C	805973	4700		70141	7856	Bullish	Bullish	-12.48	47800	1.1	47,760.35
11:41:14	296243	0		388609	0		92366	0	Bullish	Bullish	26.01	21350	1.31	21,330.20	11:41:14	735832	0		805973	0		70141	0	Bullish	Bullish	3.22	47800	1.1	47,769.10
11:42:15	296243	0		388609	0		92366	0	Bullish	Bullish	26.92	21350	1.31	21,329.85	11:42:15	735832	0		805973	0		70141	0	Bullish	Bullish	-10.76	47800	1.1	47,756.15
11:43:13	286932	-9311	Short C	393940	5331		107008	14642	Bullish	Bullish	24.85	21300	1.37	21,324.40	11:43:13	718359	-17473	Short C	798156	-7817	Long UW	79797	9656	Bullish	Bullish	-36.80	47700	1.11	47,731.65
11:44:16	286932	0		393940	0		107008	0	Bullish	Bullish	17.82	21350	1.37	21,326.05	11:44:16	718359	0		798156	0		79797	0	Bullish	Bullish	-50.75	47700	1.11	47,723.90
11:45:16	286932	0		393940	0		107008	0	Bullish	Bullish	22.08	21350	1.37	21,329.15	11:45:16	718359	0		798156	0		79797	0	Bullish	Bullish	-46.88	47700	1.11	47,717.80
11:46:13	286636	-296		402821	8881		116185	9177	Bullish	Bullish	23.15	21350	1.41	21,328.50	11:46:13	725794	7435		795947	-2209	Long UW	70153	-9644	Bullish	Bearish	-45.92	47700	1.1	47,710.00
11:47:14	286636	0		402821	0		116185	0	Bullish	Bullish	21.61	21300	1.41	21,323.55	11:47:14	725794	0		795947	0		70153	0	Bullish	Bearish	-63.42	47700	1.1	47,705.65
11:48:14	286636	0		402821	0		116185	0	Bullish	Bullish	18.27	21300	1.41	21,320.90	11:48:14	725794	0		795947	0		70153	0	Bullish	Bearish	-55.82	47700	1.1	47,713.05
11:49:09	283061	-3575	Short C	417115	14294		134054	17869	Bullish	Bullish	16.95	21300	1.47	21,320.60	11:49:09	735225	9431		802002	6055		66777	-3376	Bullish	Bearish	-60.00	47700	1.09	47,712.55
11:50:14	283061	0		417115	0		134054	0	Bullish	Bullish	13.62	21300	1.47	21,317.85	11:50:14	735225	0		802003	1		66778	1	Bullish	Bearish	-77.63	47700	1.09	47,705.10
11:51:14	283061	0		417115	0		134054	0	Bullish	Bullish	15.19	21300	1.47	21,319.45	11:51:14	735225	0		802003	0		66778	0	Bullish	Bearish	-60.67	47700	1.09	47,713.25
11:52:16	282406	-655		424255	7140		141849	7795	Bullish	Bearish	12.97	21300	1.5	21,316.80	11:52:16	736155	930		804869	2866		68714	1936	Bullish	Bearish	-56.76	47700	1.09	47,710.05
11:53:13	282406	0		424255	0		141849	0	Bullish	Bearish	17.94	21300	1.5	21,319.80	11:53:13	736155	0		804830	-39		68675	-39	Bullish	Bearish	-51.08	47700	1.09	47,716.95
11:54:15	282406	0		424255	0		141849	0	Bullish	Bearish	19.85	21300	1.5	21,319.10	11:54:15	736155	0		804830	0		68675	0	Bullish	Bearish	-48.33	47700	1.09	47,717.35
11:55:13	281011	-1395	Short C	434209	9954		153198	11349	Bullish	Bearish	21.48	21350	1.55	21,329.85	11:55:13	734204	-1951	Short C	806248	1418		72044	3369	Bullish	Bearish	-51.09	47700	1.1	47,716.05
11:56:13	281011	0		434209	0		153198	0	Bullish	Bullish	22.44	21300	1.55	21,324.75	11:56:13	734204	0		806248	0		72044	0	Bullish	Bearish	-49.20	47700	1.1	47,714.35
11:57:15	28																												

Nifty ATM	Nifty Spot	Nifty Pre C	Nifty Open	Nifty High	Nifty Low	India VIX	Current Expiry	Exp High	21,433.70	-58.60	Breakout	Resistanc	21500	BN ATM	BN Spot	BN Pre CL	BN Open	BN High	BN Low	India VIX	Saturday	Exp High	48,269.30	49.35	Not Break	Resistanc	48000		
21450	21,456.65	21182.7	21,287.45	21,492.30	21,235.30	13.13	2023-12-21	Exp Low	21,141.20	94.10	Not Break	Support	21300	48100	48,143.55	47,732.30	47,939.90	48,219.95	47,632.85	13.13		Exp Low	47,610.50	22.35	Not Break	Support	47500		
Time	Call COI (Bearish ▼)	Call COI (+▲-▼)	Short Covering	Put COI (Bullish ▲)	Put COI (+▲-▼)	Long UW	NET Oi	+▲-▼	Net Oi Signal	Price Action Signal	VWAP Diff	Strike	Nifty PCR	Nifty LTP	Time	Call COI (Bearish ▼)	Call COI (+▲-▼)	Short Covering	Put COI (Bullish ▲)	Put COI (+▲-▼)	Long Unwinding	NET Oi	+▲-▼	Net Oi Signal	Price Action Signal	VWAP Diff	Strike	BN PCR	BN LTP
12:21:13	284738	0	0	444108	0	0	159370	0	Bullish	Bullish	15.29	21300	1.56	21,318.65	12:21:13	766621	0	0	807499	0	0	40878	0	Bullish	Bullish	-58.23	47700	1.05	47,702.20
12:22:13	288920	4182	0	439671	-4437	Long UW	150751	-8619	Bullish	Bullish	15.29	21300	1.52	21,322.10	12:22:13	771797	5176	0	800086	-7413	Long UW	28289	-12589	Bullish	Bullish	-50.07	47700	1.04	47,712.05
12:23:13	288920	0	0	439671	0	0	150751	0	Bullish	Bullish	15.90	21300	1.52	21,321.70	12:23:13	771797	0	0	800086	0	0	28289	0	Bullish	Bullish	-71.92	47700	1.04	47,691.65
12:24:13	288920	0	0	439671	0	0	150751	0	Bullish	Bullish	18.53	21300	1.52	21,321.90	12:24:13	771797	0	0	800086	0	0	28289	0	Bullish	Bullish	-80.31	47700	1.04	47,689.30
12:25:13	293827	4907	0	433528	-6143	Long UW	139701	-11050	Bullish	Bullish	15.48	21300	1.48	21,322.45	12:25:13	786435	14638	0	800524	438	0	14089	-14200	Bullish	Bullish	-73.29	47700	1.02	47,698.65
12:26:13	293827	0	0	433528	0	0	139701	0	Bullish	Bullish	16.96	21300	1.48	21,322.85	12:26:13	786435	0	0	800559	35	0	14124	35	Bullish	Bullish	-64.45	47700	1.02	47,698.55
12:27:13	293827	0	0	433528	0	0	139701	0	Bullish	Bullish	17.85	21350	1.48	21,325.35	12:27:13	786435	0	0	800559	0	0	14124	0	Bullish	Bullish	-68.36	47700	1.02	47,694.30
12:28:13	291581	-2246	Short C	437061	3533	0	145480	5779	Bullish	Bullish	20.28	21350	1.5	21,325.30	12:28:13	783269	-3166	Short C	800559	0	0	17290	3166	Bullish	Bullish	-63.32	47700	1.02	47,708.65
12:29:13	291581	0	0	437061	0	0	145480	0	Bullish	Bullish	21.39	21350	1.5	21,325.00	12:29:13	783269	0	0	801913	1354	0	18644	1354	Bullish	Bullish	-59.16	47700	1.02	47,703.90
12:30:13	291581	0	0	437061	0	0	145480	0	Bullish	Bullish	18.70	21300	1.5	21,321.50	12:30:13	783269	0	0	801913	0	0	18644	0	Bullish	Bullish	-55.47	47700	1.02	47,706.50
12:31:13	291581	0	0	437061	0	0	145480	0	Bullish	Bullish	23.57	21350	1.5	21,326.95	12:31:13	777472	-5797	Short C	800336	-1577	Long UW	22864	4220	Bullish	Bullish	-44.06	47700	1.03	47,720.50
12:32:13	293275	1694	0	440641	3580	0	147366	1886	Bullish	Bullish	25.37	21350	1.5	21,327.45	12:32:13	777472	0	0	800309	-27	0	22837	-27	Bullish	Bullish	-39.65	47700	1.03	47,725.50
12:33:13	293275	0	0	440641	0	0	147366	0	Bullish	Bullish	30.90	21350	1.5	21,326.25	12:33:13	777472	0	0	800309	0	0	22837	0	Bullish	Bullish	-38.25	47700	1.03	47,724.50
12:34:13	292267	-1008	Short C	446790	6149	0	154523	7157	Bullish	Bullish	23.83	21350	1.53	21,326.95	12:34:13	777472	0	0	796420	-3889	Long UW	18948	-3889	Bullish	Bullish	-43.80	47700	1.02	47,723.70
12:35:13	292267	0	0	446790	0	0	154523	0	Bullish	Bullish	24.00	21350	1.53	21,326.20	12:35:13	777624	152	0	796417	-3	0	18793	-155	Bullish	Bullish	-39.30	47700	1.02	47,734.05
12:36:13	292267	0	0	446790	0	0	154523	0	Bullish	Bullish	21.44	21300	1.53	21,323.50	12:36:13	777624	0	0	796417	0	0	18793	0	Bullish	Bullish	-33.70	47700	1.02	47,720.10
12:37:13	292852	585	0	450794	4004	0	157942	3419	Bullish	Bullish	19.53	21300	1.54	21,323.05	12:37:13	781414	3790	0	807617	0	0	15003	-3790	Bullish	Bullish	-38.13	47700	1.02	47,728.50
12:38:13	292852	0	0	450794	0	0	157942	0	Bullish	Bullish	20.47	21350	1.54	21,325.85	12:38:13	781414	0	0	800735	4318	0	19321	4318	Bullish	Bullish	-33.64	47700	1.02	47,737.90
12:39:13	292852	0	0	450794	0	0	157942	0	Bullish	Bullish	24.43	21300	1.54	21,324.80	12:39:13	781414	0	0	800735	0	0	19321	0	Bullish	Bullish	-19.44	47700	1.02	47,734.45
12:40:13	292008	-844	0	455388	4594	0	163380	5438	Bullish	Bearish	24.02	21300	1.56	21,322.55	12:40:13	764813	-16601	Short C	804010	3275	0	39197	19876	Bullish	Bullish	-13.86	47700	1.05	47,732.15
12:41:13	292008	0	0	455951	563	0	163943	563	Bullish	Bearish	23.19	21350	1.56	21,325.25	12:41:13	764813	0	0	804027	17	0	39214	17	Bullish	Bullish	-23.43	47700	1.05	47,729.55
12:42:13	292008	0	0	455951	0	0	163943	0	Bullish	Bullish	28.21	21350	1.56	21,325.55	12:42:13	764813	0	0	804027	0	0	39214	0	Bullish	Bullish	-16.23	47700	1.05	47,737.60
12:43:13	291791	-217	0	455951	0	0	164160	217	Bullish	Bullish	25.15	21350	1.56	21,325.75	12:43:13	767257	2444	0	806902	2875	0	39645	431	Bullish	Bullish	-17.13	47700	1.05	47,738.75
12:44:13	291791	0	0	456781	830	0	164990	830	Bullish	Bearish	24.94	21350	1.57	21,326.10	12:44:13	767257	0	0	806902	0	0	39645	0	Bullish	Bullish	-13.22	47800	1.05	47,750.80
12:45:13	291791	0	0	456781	0	0	164990	0	Bullish	Bullish	27.46	21350	1.57	21,333.50	12:45:13	767257	0	0	806902	0	0	39645	0	Bullish	Bullish	-7.41	47800	1.05	47,773.10
12:46:13	285874	-5917	Short C	460536	3755	0	174662	9672	Bullish	Bullish	29.07	21350	1.61	21,331.40	12:46:13	770346	3089	0	807132	230	0	36786	-2859	Bullish	Bullish	-13.84	47700	1.05	47,746.65
12:47:13	285874	0	0	460536	0	0	174662	0	Bullish	Bullish	33.03	21350	1.61	21,334.00	12:47:13	770346	0	0	807132	0	0	36786	0	Bullish	Bullish	-21.17	47800	1.05	47,755.90
12:48:13	285874	0	0	460536	0	0	174662	0	Bullish	Bullish	29.45	21350	1.61	21,331.60	12:48:13	770346	0	0	807132	0	0	36786	0	Bullish	Bullish	-21.19	47700	1.05	47,739.15
12:49:13	288937	3063	0	458486	-2050	Long UW	169549	-5113	Bullish	Bullish	30.91	21350	1.59	21,330.35	12:49:13	770346	0	0	809133	2001	0	38787	2001	Bullish	Bullish	-17.40	47700	1.05	47,743.10
12:50:13	289025	88	0	458486	0	0	169461	-88	Bullish	Bullish	29.63	21350	1.59	21,332.35	12:50:13	778818	8472	0	809546	413	0	30728	-8059	Bullish	Bullish	-17.83	47700	1.04	47,744.00
12:51:13	289025	0	0	458486	0	0	169461	0	Bullish	Bullish	30.85	21350	1.59	21,332.20	12:51:13	778818	0	0	809554	8	0	30736	8	Bullish	Bullish	-17.82	47700	1.04	47,738.95
12:52:13	288900	-125	0	458486	0	0	169586	125	Bullish	Bullish	29.82	21350	1.59	21,328.40	12:52:13	781780	2962	0	810973	1419	0	29193	-1543	Bullish	Bearish	-32.89	47700	1.04	47,722.60
12:53:13	288900	0	0	460672	2186	0	171772	2186	Bullish	Bullish	32.21	21350	1.59	21,331.35	12:53:13	781780	0	0	810968	-5	0	29188	-5	Bullish	Bearish	-21.82	47700	1.04	47,727.85
12:54:13	288900	0	0	460672	0	0	171772	0	Bullish	Bullish	30.93	21350	1.59	21,329.45	12:54:13	781780	0	0	810968	0	0	29188	0	Bullish	Bullish	-11.88	47700	1.04	47,736.90
12:55:13	287019	-1881	Short C	468651	7979	0	181632	9860	Bullish	Bullish	25.04	21350	1.63	21,325.75	12:55:13	778256	-3524	Short C	823316	12198	0	44910	15722	Bullish	Bearish	-17.82	47700	1.06	47,730.70
12:56:13	287019	0	0	468651	0	0	181632	0	Bullish	Bullish	24.73	21350	1.63	21,326.55	12:56:13	778256	0	0	823316	152	0	45057	147	Bullish	Bearish	-16.35	47700	1.06	47,722.60
12:57:13	287019	0	0	468651	0	0	181632	0	Bullish	Bearish	20.90	21300	1.63	21,324.30	12:57:13	778256	0	0	823318	0	0	45057	0	Bullish	Bearish	-37.71	47700	1.06	47,715.45

Nifty ATM	Nifty Spot	Nifty Pre C	Nifty Open	Nifty High	Nifty Low	India VIX	Current Expiry	Exp High	21,433.70	-58.60	Breakeout	Resistanc	21500	BN ATM	BN Spot	BN Pre CL	BN Open	BN High	BN Low	India VIX	Saturday	Exp High	48,269.30	49.35	Not Break	Resistanc	48000		
21450	21,456.65	21182.7	21,287.45	21,492.30	21,235.30	13.13	2023-12-21	Exp Low	21,141.20	94.10	Not Break	Support	21300	48100	48,143.55	47,732.30	47,939.90	48,219.95	47,632.85	13.13		Exp Low	47,610.50	22.35	Not Break	Support	47500		
Time	Call COI (Bearish ▼)	Call COI (+▲-▼)	Short Covering	Put COI (Bullish ▲)	Put COI (+▲-▼)	Long UW	NET Oi	+▲-▼	Net Oi Signal	Price Action Signal	VWAP Diff	Strike	Nifty PCR	Nifty LTP	Time	Call COI (Bearish ▼)	Call COI (+▲-▼)	Short Covering	Put COI (Bullish ▲)	Put COI (+▲-▼)	Long Unwinding	NET Oi	+▲-▼	Net Oi Signal	Price Action Signal	VWAP Diff	Strike	BN PCR	BN LTP
13:23:13	282018	0	0	493295	1320		211277	1320	Bullish	Bullish	27.79	21350	1.75	21,325.80	13:23:13	748234	0	0	852588	-9		104354	-9	Bullish	Bullish	-41.24	47800	1.14	47,781.95
13:24:14	282018	0	0	493295	0		211277	0	Bullish	Bullish	27.79	21350	1.75	21,326.00	13:24:14	748234	0	0	852588	0		104354	0	Bullish	Bullish	-41.24	47800	1.14	47,762.45
13:25:15	283851	1833	0	493295	0		209444	-1833	Bullish	Bearish	27.79	21300	1.74	21,323.65	13:25:15	748234	0	0	860960	8372		117276	8372	Bullish	Bullish	-41.24	47800	1.15	47,772.60
13:26:13	283851	0	0	491285	-2010	Long UW	207434	-2010	Bullish	Bearish	27.79	21300	1.73	21,321.95	13:26:13	738504	-9730	Short C	860711	-249		122207	9481	Bullish	Bullish	-41.24	47800	1.17	47,752.10
13:27:13	283851	0	0	491285	0		207434	0	Bullish	Bullish	27.79	21300	1.73	21,324.65	13:27:13	738504	0	0	860711	0		122207	0	Bullish	Bullish	-41.24	47700	1.17	47,744.05
13:28:13	284568	717	0	488710	-2575	Long UW	204142	-3292	Bullish	Bullish	27.56	21300	1.72	21,324.25	13:28:13	725243	-13261	Short C	860711	0		135468	13261	Bullish	Bullish	0.67	47700	1.19	47,741.00
13:29:13	284568	0	0	488710	0		204142	0	Bullish	Bearish	27.56	21300	1.72	21,320.90	13:29:13	725243	0	0	850424	-10287	Long UW	125181	-10287	Bullish	Bullish	0.67	47700	1.17	47,744.75
13:30:14	284568	0	0	488710	0		204142	0	Bullish	Bearish	27.56	21300	1.72	21,324.25	13:30:14	725243	0	0	850430	6		125187	6	Bullish	Bullish	0.67	47700	1.17	47,748.65
13:31:17	286535	1967	0	488710	0		202175	-1967	Bullish	Bearish	27.56	21300	1.71	21,322.60	13:31:17	725243	0	0	851664	1234		126421	1234	Bullish	Bullish	0.67	47800	1.17	47,751.10
13:32:13	286535	0	0	490446	1736		203911	1736	Bullish	Bearish	27.56	21300	1.71	21,321.40	13:32:13	728695	3452	0	851663	-1		122968	-3453	Bullish	Bearish	0.67	47700	1.17	47,742.00
13:33:13	286535	0	0	490446	0		203911	0	Bullish	Bullish	27.56	21350	1.71	21,329.30	13:33:13	728695	0	0	851663	0		122968	0	Bullish	Bearish	0.67	47800	1.17	47,757.00
13:34:13	279404	-7131	Short C	491672	1226		212268	8357	Bullish	Bullish	27.56	21350	1.76	21,333.00	13:34:13	728695	0	0	852913	1250		124218	1250	Bullish	Bullish	0.67	47800	1.17	47,780.80
13:35:14	279504	100	0	491672	0		212168	-100	Bullish	Bullish	27.56	21350	1.76	21,334.40	13:35:14	727090	-1605	Short C	852875	-38		125785	1567	Bullish	Bullish	0.67	47800	1.17	47,794.05
13:36:13	279504	0	0	491672	0		212168	0	Bullish	Bullish	27.56	21350	1.76	21,335.20	13:36:13	727090	0	0	852875	0		125785	0	Bullish	Bullish	0.67	47800	1.17	47,790.85
13:37:13	280324	820	0	491672	0		211348	-820	Bullish	Bullish	27.56	21350	1.75	21,328.95	13:37:13	729188	2098	0	852875	0		123687	-2098	Bullish	Bullish	0.67	47800	1.17	47,774.50
13:38:12	280324	0	0	492997	1325		212673	1325	Bullish	Bullish	27.56	21350	1.76	21,329.50	13:38:12	729192	4	0	854413	1538		125221	1534	Bullish	Bullish	0.67	47800	1.17	47,785.25
13:39:13	280324	0	0	492997	0		212673	0	Bullish	Bullish	27.56	21350	1.76	21,333.60	13:39:13	729192	0	0	854413	0		125221	0	Bullish	Bullish	0.67	47800	1.17	47,811.30
13:40:13	279252	-1072	Short C	495181	2184		215929	3256	Bullish	Bullish	40.22	21350	1.77	21,331.80	13:40:13	729192	0	0	860953	6540		131761	6540	Bullish	Bullish	100.81	47800	1.18	47,822.70
13:41:13	279252	0	0	495181	0		215929	0	Bullish	Bullish	40.22	21350	1.77	21,333.35	13:41:13	657631	-71561	Short C	860953	0		203322	71561	Bullish	Bullish	100.81	47800	1.31	47,810.65
13:42:13	279252	0	0	495181	0		215929	0	Bullish	Bullish	41.10	21350	1.77	21,330.95	13:42:13	657631	0	0	860953	0		203322	0	Bullish	Bullish	64.47	47800	1.31	47,815.00
13:43:14	279252	0	0	495181	0		215929	0	Bullish	Bullish	39.23	21350	1.77	21,330.95	13:43:14	642031	-15600	Short C	884469	23516		242438	39116	Bullish	Bullish	63.70	47800	1.38	47,801.75
13:44:13	279066	-186	0	499448	4267		220382	4453	Bullish	Bullish	39.23	21350	1.79	21,337.45	13:44:13	642031	0	0	884469	0		242438	0	Bullish	Bullish	63.70	47800	1.38	47,813.75
13:45:13	279066	0	0	499448	0		220382	0	Bullish	Bullish	39.23	21350	1.79	21,337.90	13:45:13	642031	0	0	884469	0		242438	0	Bullish	Bullish	63.70	47800	1.38	47,811.45
13:46:16	276246	-2820	Short C	503756	4308		227510	7128	Bullish	Bullish	39.23	21350	1.82	21,336.85	13:46:16	637611	-4420	Short C	884469	0		246858	4420	Bullish	Bullish	63.70	47800	1.39	47,823.80
13:47:13	276246	0	0	503756	0		227510	0	Bullish	Bullish	39.23	21350	1.82	21,343.25	13:47:13	637562	-49	0	900524	16055		262962	16104	Bullish	Bullish	63.70	47800	1.41	47,836.70
13:48:13	276246	0	0	503756	0		227510	0	Bullish	Bullish	42.44	21350	1.82	21,341.65	13:48:13	637562	0	0	900524	0		262962	0	Bullish	Bullish	80.26	47800	1.41	47,822.70
13:49:13	276246	0	0	499286	-4470	Long UW	223040	-4470	Bullish	Bullish	42.38	21350	1.81	21,343.75	13:49:13	635230	-2332	Short C	904954	4430		269724	6762	Bullish	Bullish	71.52	47800	1.42	47,824.00
13:50:14	276901	655	0	499286	0		222385	-655	Bullish	Bullish	43.32	21350	1.8	21,340.40	13:50:14	635230	0	0	904952	-2		269722	-2	Bullish	Bullish	67.05	47800	1.42	47,828.00
13:51:13	276901	0	0	499286	0		222385	0	Bullish	Bullish	43.64	21350	1.8	21,340.40	13:51:13	635230	0	0	904952	0		269722	0	Bullish	Bullish	79.22	47800	1.42	47,837.40
13:52:13	277074	173	0	499286	0		222212	-173	Bullish	Bullish	45.05	21350	1.8	21,343.15	13:52:13	639322	4092	0	916624	11672		277302	7580	Bullish	Bullish	77.98	47800	1.43	47,822.50
13:53:13	277074	0	0	500879	1593		223805	1593	Bullish	Bullish	48.16	21350	1.81	21,347.65	13:53:13	639318	-4	0	916619	-5		277301	-1	Bullish	Bullish	83.64	47800	1.43	47,844.75
13:54:12	277074	0	0	500879	0		223805	0	Bullish	Bullish	50.06	21350	1.81	21,352.25	13:54:12	639318	0	0	916619	0		277301	0	Bullish	Bullish	67.60	47800	1.43	47,834.25
13:55:05	277865	791	0	502388	1509		224523	718	Bullish	Bullish	43.19	21350	1.81	21,351.05	13:55:05	633176	-6142	Short C	913800	-2819	Long UW	280624	3323	Bullish	Bullish	59.55	47900	1.44	47,850.25
13:56:14	277865	0	0	502388	0		224523	0	Bullish	Bullish	43.19	21350	1.81	21,351.05	13:56:14	633176	0	0	913800	0		280624	0	Bullish	Bullish	59.55	47900	1.44	47,850.25
13:57:14	277865	0	0	502388	0		224523	0	Bullish	Bullish	46.81	21350	1.81	21,351.55	13:57:14	633176	0	0	913800	0		280624	0	Bullish	Bullish	64.58	47900	1.44	47,853.85
13:58:14	276315	-1550	Short C	502909	521		226594	2071	Bullish	Bullish	42.77	21350	1.82	21,348.60	13:58:14	640789	7613	0	927483	13683		286694	6070	Bullish	Bullish	67.57	47800	1.45	47,844.40
13:59:16	276315	0	0	502909	0		226594	0	Bullish	Bullish	42.06	21350	1.82	21,356.55	13:59:16	640789	0	0	927483	0		286694	0	Bullish	Bullish	77.42	47900	1.45	47,884.60
14:00:13	276315	0	0	502909	0		226594	0																					

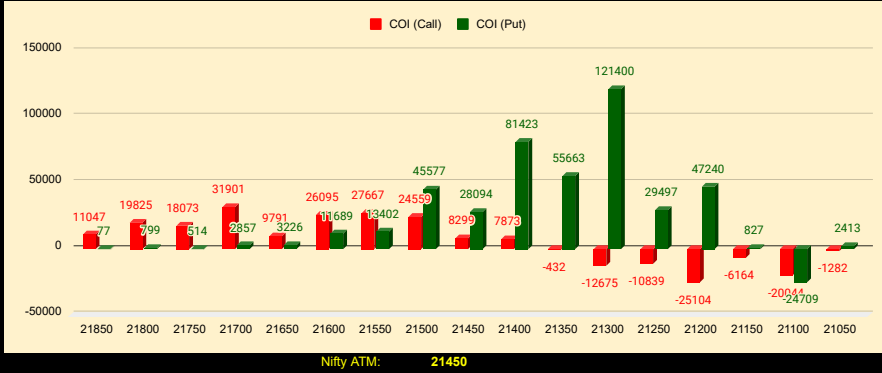
Nifty ATM	Nifty Spot	Nifty Pre C	Nifty Open	Nifty High	Nifty Low	India VIX	Current Expiry	Exp High	21,433.70	-58.60	Breakeout	Resistanc	21500	BN ATM	BN Spot	BN Pre CL	BN Open	BN High	BN Low	India VIX	Saturday	Exp High	48,269.30	49.35	Not Break	Resistanc	48000		
21450	21,456.65	21182.7	21,287.45	21,492.30	21,235.30	13.13	2023-12-21	Exp Low	21,141.20	94.10	Not Break	Support	21300	48100	48,143.55	47,732.30	47,939.90	48,219.95	47,632.85	13.13		Exp Low	47,610.50	22.35	Not Break	Support	47500		
Time	Call COI (Bearish ▼)	Call COI (+▲-▼)	Short Covering	Put COI (Bullish ▲)	Put COI (+▲-▼)	Long UW	NET Oi	+▲-▼	Net Oi Signal	Price Action Signal	VWAP Diff	Strike	Nifty PCR	Nifty LTP	Time	Call COI (Bearish ▼)	Call COI (+▲-▼)	Short Covering	Put COI (Bullish ▲)	Put COI (+▲-▼)	Long Unwinding	NET Oi	+▲-▼	Net Oi Signal	Price Action Signal	VWAP Diff	Strike	BN PCR	BN LTP
14:25:13	251951	7795		495788	-5614	Long UW	243837	-13409	Bullish	Bearish	34.24	21350	1.97	21,341.60	14:25:13	428752	0		1052697	-1889	Long UW	623945	-1889	Bullish	Bullish	138.29	47900	2.46	47,931.35
14:26:13	251951	0		495788	0		243837	0	Bullish	Bullish	35.22	21350	1.97	21,342.85	14:26:13	434062	5310		1052697	0		618635	-5310	Bullish	Bullish	121.41	47900	2.43	47,928.55
14:27:13	251951	0		495788	0		243837	0	Bullish	Bullish	37.15	21350	1.97	21,343.00	14:27:13	434062	0		1052698	1		618636	1	Bullish	Bullish	127.47	47900	2.43	47,933.10
14:28:13	251951	0		495788	0		243837	0	Bullish	Bullish	30.88	21350	1.97	21,337.10	14:28:13	444851	10789		1052698	0		607847	-10789	Bullish	Bearish	117.22	47900	2.37	47,913.50
14:29:13	257046	5095		495169	-619		238123	-5714	Bullish	Bullish	29.30	21350	1.93	21,338.95	14:29:13	444851	0		1049271	-3427	Long UW	604420	-3427	Bullish	Bullish	90.26	47900	2.36	47,908.85
14:30:13	257046	0		495169	0		238123	0	Bullish	Bullish	36.84	21350	1.93	21,342.30	14:30:13	444851	0		1049271	0		604420	0	Bullish	Bullish	118.99	47900	2.36	47,923.65
14:31:13	255441	-1605	Short C	495169	0		239728	1605	Bullish	Bullish	40.07	21350	1.94	21,350.40	14:31:13	434510	-10341	Short C	1049271	0		614761	10341	Bullish	Bullish	131.86	47900	2.41	47,938.05
14:32:14	255441	0		497167	1998		241726	1998	Bullish	Bullish	40.79	21350	1.95	21,355.70	14:32:14	434494	-16		1048961	-310		614467	-294	Bullish	Bullish	149.67	48000	2.41	47,952.70
14:33:13	255441	0		497167	0		241726	0	Bullish	Bullish	40.91	21350	1.95	21,350.10	14:33:13	434494	0		1049005	44		614511	44	Bullish	Bullish	139.43	47900	2.41	47,939.80
14:34:13	255441	0		495528	-1639	Long UW	240087	-1639	Bullish	Bullish	37.44	21350	1.94	21,345.65	14:34:13	434494	0		1049005	0		614511	0	Bullish	Bullish	137.20	47900	2.41	47,938.70
14:35:16	255445	4		495528	0		240083	-4	Bullish	Bullish	40.73	21350	1.94	21,350.80	14:35:16	433069	-1425	Short C	1049411	406		616342	1831	Bullish	Bearish	140.06	47900	2.42	47,944.00
14:36:13	255445	0		495528	0		240083	0	Bullish	Bullish	45.31	21350	1.94	21,354.35	14:36:13	433069	0		1049411	0		616342	0	Bullish	Bullish	143.61	48000	2.42	47,956.00
14:37:14	252663	-2782	Short C	495528	0		242865	2782	Bullish	Bullish	45.19	21350	1.96	21,352.00	14:37:14	432182	-887		1049411	0		617229	887	Bullish	Bullish	154.83	48000	2.43	47,957.25
14:38:13	252663	0		499294	3766		246631	3766	Bullish	Bullish	39.24	21350	1.98	21,349.15	14:38:13	432182	0		1053727	4316		621545	4316	Bullish	Bullish	142.98	47900	2.44	47,944.10
14:39:13	252663	0		499294	0		246631	0	Bullish	Bullish	38.53	21350	1.98	21,345.45	14:39:13	432182	0		1053727	0		621545	0	Bullish	Bullish	134.71	47900	2.44	47,944.25
14:40:14	250843	-1820	Short C	500309	1015		249466	2835	Bullish	Bullish	42.50	21350	1.99	21,350.20	14:40:14	432182	0		1053727	0		621545	0	Bullish	Bullish	140.72	48000	2.44	47,954.00
14:41:13	250843	0		500309	0		249466	0	Bullish	Bullish	46.84	21350	1.99	21,350.75	14:41:13	430130	-2052	Short C	1048617	-5110	Long UW	618487	-3058	Bullish	Bullish	154.74	48000	2.44	47,955.15
14:42:15	250843	0		500309	0		249466	0	Bullish	Bullish	51.38	21350	1.99	21,355.45	14:42:15	430130	0		1048617	0		618487	0	Bullish	Bullish	153.51	48000	2.44	47,977.35
14:43:12	250843	0		500309	0		249466	0	Bullish	Bullish	58.03	21350	1.99	21,363.90	14:43:12	430130	0		1052125	3508		621995	3508	Bullish	Bullish	185.36	48000	2.45	47,981.10
14:44:13	238967	-11876	Short C	500647	338		261680	12214	Bullish	Bullish	51.96	21350	2.1	21,358.20	14:44:13	399356	-30774	Short C	1052125	0		652769	30774	Bullish	Bullish	157.31	48000	2.63	47,956.15
14:45:14	238967	0		500647	0		261680	0	Bullish	Bullish	47.74	21350	2.1	21,357.50	14:45:14	399356	0		1052125	0		652769	0	Bullish	Bullish	167.05	48000	2.63	47,968.80
14:46:13	239316	349		500647	0		261331	-349	Bullish	Bullish	50.08	21350	2.09	21,358.75	14:46:13	403455	4099		1052125	0		648670	-4099	Bullish	Bullish	154.92	48000	2.61	47,983.20
14:47:12	239316	0		503504	2857		264188	2857	Bullish	Bullish	49.76	21350	2.1	21,361.50	14:47:12	403455	0		1052899	774		649444	774	Bullish	Bullish	154.81	48000	2.61	47,966.85
14:48:13	239316	0		503504	0		264188	0	Bullish	Bullish	53.24	21350	2.1	21,359.35	14:48:13	403455	0		1052899	0		649444	0	Bullish	Bullish	162.15	48000	2.61	47,962.10
14:49:11	239316	0		501908	-1596	Long UW	262592	-1596	Bullish	Bullish	50.97	21350	2.1	21,359.95	14:49:11	403455	0		1052899	0		649444	0	Bullish	Bearish	145.35	48000	2.61	47,950.60
14:50:12	236539	-2777	Short C	501908	0		265369	2777	Bullish	Bullish	53.18	21350	2.12	21,359.95	14:50:12	401079	-2376	Short C	1049913	-2986	Long UW	648834	-610	Bullish	Bullish	158.55	48000	2.62	47,967.05
14:51:13	236539	0		501908	0		265369	0	Bullish	Bullish	58.12	21350	2.12	21,363.80	14:51:13	401079	0		1049913	0		648834	0	Bullish	Bullish	155.78	48000	2.62	47,963.65
14:52:13	236539	0		501908	0		265369	0	Bullish	Bullish	69.77	21350	2.12	21,371.75	14:52:13	401079	0		1049913	0		648834	0	Bullish	Bullish	174.91	48000	2.62	47,980.75
14:53:13	217201	-19338	Short C	505198	3290		287997	22628	Bullish	Bullish	82.96	21400	2.33	21,386.40	14:53:13	389346	-11733	Short C	1052334	2421		662988	14154	Bullish	Bullish	190.41	48000	2.7	47,999.85
14:54:13	217201	0		505198	0		287997	0	Bullish	Bullish	89.07	21400	2.33	21,387.35	14:54:13	389346	0		1052334	0		662988	0	Bullish	Bullish	224.63	48000	2.7	48,018.35
14:55:13	196496	-20705	Short C	505198	0		308702	20705	Bullish	Bullish	94.71	21400	2.57	21,386.45	14:55:13	323496	-65850	Short C	1050556	-1778	Long UW	727060	64072	Bullish	Bullish	236.56	48000	3.25	48,012.80
14:56:15	196496	0		517153	11955		320657	11955	Bullish	Bullish	95.42	21400	2.63	21,390.40	14:56:15	323382	-114		1050549	-7		727167	107	Bullish	Bullish	230.64	48000	3.25	48,033.80
14:57:13	196496	0		517153	0		320657	0	Bullish	Bullish	103.34	21400	2.63	21,396.90	14:57:13	323382	0		1050549	0		727167	0	Bullish	Bullish	220.55	48000	3.25	48,029.35
14:58:13	196496	0		547896	30743		351400	30743	Bullish	Bullish	91.23	21400	2.79	21,395.50	14:58:13	323382	0		1050549	0		727167	0	Bullish	Bullish	216.73	48000	3.25	48,046.10
14:59:13	192072	-4424	Short C	547896	0		355824	4424	Bullish	Bullish	99.06	21400	2.85	21,400.90	14:59:13	287174	-36208	Short C	1066246	15697		779072	51905	Bullish	Bullish	242.42	48000	3.71	48,037.65
15:00:13	192072	0		547896	0		355824	0	Bullish	Bullish	101.74	21400	2.85	21,398.05	15:00:13	287174	0		1066246	0		779072	0	Bullish	Bullish	251.78	48100	3.71	48,058.40
15:01:13	174613	-17459	Short C	547896	0		373283	17459	Bullish	Bullish	104.88	21400	3.14	21,407.65	15:01:13	287174	0		1073336	7090		786162	7090	Bullish	Bullish	275.03	48100	3.74	48,076.30
15:02:15	174613	0		558549	10653		383936	10653</																					

Nifty ATM	Nifty LTP	Nifty Pre Cl	Nifty Open	Nifty High	Nifty Low	India VIX	Select Expiry	Exp High	21,433.70	-58.60	Breakout	BN ATM	BN LTP	BN Pre CL	BN Open	BN High	BN Low	India VIX	Saturday	Exp High	48,269.30	49.35	Not Break		
21450	21,456.65	21182.7	21,287.45	21,492.30	21,235.30	13.13	2023-12-21	Exp Low	21,141.20	94.10	Not Break	48100	48,143.55	47732.3	47,939.90	48,219.95	47,632.85	13.13		Exp Low	47,610.50	22.35	Not Break		
Call Time Value	Call OI	COI (Call)	Call Volume	OI Change	Call LTP	STRIKE	Put LTP	OI Change	Put Volume	COI (Put)	Put OI	Put Time Value	Call Time Value	Call OI	COI (Call)	Call Volume	OI Change	Call LTP	STRIKE	Put LTP	OI Change	Put Volume	COI (Put)	Put OI	Put Time Value
45.00	83828	31901	1011872	-5875	OTM 45	21700	ITM 238	-411	25934	2857	3864	0.00	78.45	44421	8474	1221260	-4787	OTM 78.45	48700	ITM 656.4	-39	9449	480	1091	99.95
59.50	21077	9791	766153	-6798	OTM 59.5	21650	ITM 202.7	-1073	18266	3226	3256	9.40	102.40	51391	13512	1528746	-5596	OTM 102.4	48600	ITM 583.9	-245	15954	282	1371	127.45
77.00	73160	26095	1368693	-3043	OTM 77	21600	ITM 169.9	-3423	102688	11689	12354	26.55	124.70	95773	3527	2794469	-13522	OTM 124.7	48500	ITM 503	-1288	189287	14312	23994	146.55
97.95	38469	27667	915847	-1150	OTM 97.95	21550	ITM 143.3	-2527	105803	13402	13736	50.00	154.00	48110	9611	1849320	-2535	OTM 154	48400	ITM 429.6	-793	155392	5247	8702	173.15
120.40	93295	24559	2433001	-12019	OTM 120.4	21500	ITM 117	-11075	627544	45577	57963	73.65	191.70	57255	16856	1898187	-10785	OTM 191.7	48300	ITM 364.05	-5747	320857	6121	11592	207.60
146.35	22225	8299	1267164	-9689	ATM 153	21450	ATM 96.2	-16277	446564	28094	29051	96.20	228.45	112636	39579	2902874	-26465	OTM 228.45	48200	ITM 312	-19093	883479	34740	42977	255.55
125.10	49574	7873	2763161	-16328	ITM 181.75	21400	OTM 77.5	-9144	1512204	81423	86498	77.50	236.45	67218	-7973	2684725	-16530	ATM 280	48100	ATM 256.25	-26018	1336795	44503	58642	256.25
110.75	15871	-432	1940257	-9764	ITM 217.4	21350	OTM 62.6	-13354	1586898	55663	59505	62.60	191.45	129730	-64240	6489170	-38643	ITM 335	48000	OTM 211.8	-31209	4123858	52016	123742	211.80
98.35	47802	-12675	2847092	-28047	ITM 255	21300	OTM 52	-23367	3482239	121400	141144	52.00	157.80	52803	-17283	4354715	-8329	ITM 401.35	47900	OTM 179.75	-15281	3808243	7148	69860	179.75
90.90	11380	-10839	903377	-3315	ITM 297.55	21250	OTM 43.5	-6828	1496212	29497	47578	43.50	120.30	63318	-10741	4749996	-5748	ITM 463.85	47800	OTM 147.3	-14695	4967847	29642	104246	147.30
80.60	35029	-25104	938617	-4711	ITM 337.25	21200	OTM 35.8	-12499	2065170	47240	119822	35.80	90.85	34612	-24972	3180211	-7832	ITM 534.4	47700	OTM 116.8	-13070	4493545	10685	92853	116.80
76.00	7196	-6164	133040	-748	ITM 382.65	21150	OTM 30.9	-4936	803301	827	40357	30.90	67.65	22690	849	1085496	-2698	ITM 611.2	47600	OTM 96.95	-7415	2553962	7705	70244	96.95
72.55	18970	-20044	212652	-3480	ITM 429.2	21100	OTM 25.5	-11855	1152018	-24709	78652	25.50	51.45	35727	-16390	989480	-4457	ITM 695	47500	OTM 79	-16305	3066132	19794	139435	79.00
68.75	2833	-1282	18705	-156	ITM 475.4	21050	OTM 21.3	-6716	540214	2413	24204	21.30	37.45	8058	-5858	190638	-1353	ITM 781	47400	OTM 63.45	-13059	1560780	10524	55087	63.45
72.00	20756	-11713	110011	-5885	ITM 528.65	21000	OTM 19.65	-10825	1097598	16049	96093	19.65	26.45	6312	-1429	72597	-110	ITM 870	47300	OTM 49.1	-6544	1319500	5629	53583	49.10
61.25	2061	-718	3898	-41	ITM 567.9	20950	OTM 16.4	-3335	368541	7677	27823	16.40	16.45	7761	-2069	39611	-408	ITM 960	47200	OTM 41.6	-3946	1227620	17979	62931	41.60
60.05	9066	-2114	14276	-632	ITM 616.7	20900	OTM 13.8	-7897	567288	30750	80948	13.80	9.45	8814	-1306	18269	-351	ITM 1053	47100	OTM 35.05	-7174	906053	1105	50644	35.05
	552592	-34527								385012	922848			846629	-59853								267912	970994	
15:35						16-Dec-2023 15:35:16	NIFTY NET OI	419539	Nifty50 PCR :	100			15:35						16-Dec-2023 15:35:16	BN NET OI	327765	Bank Nifty PCR :	100		

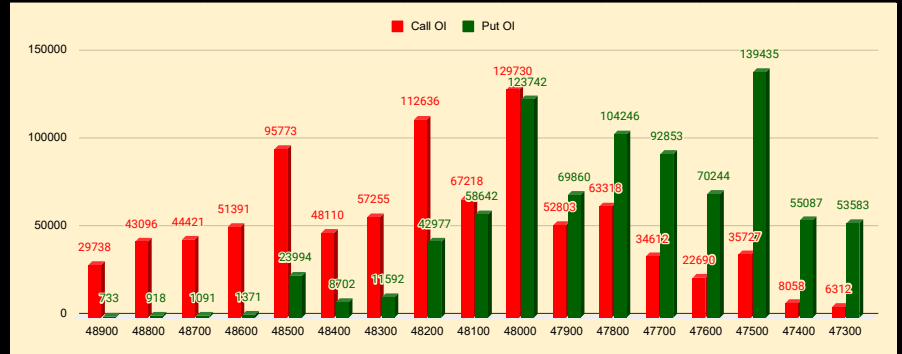
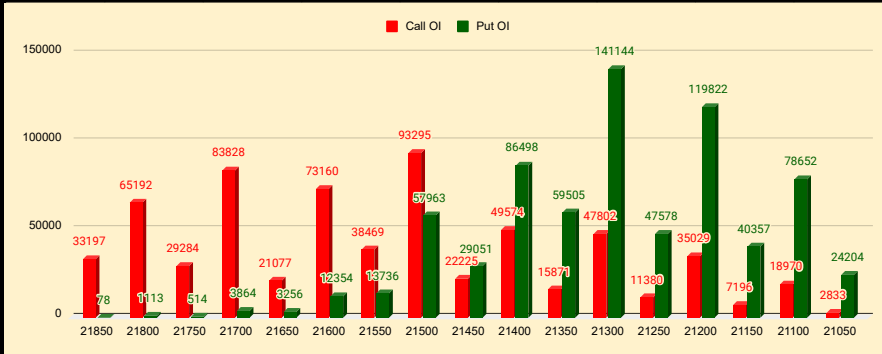
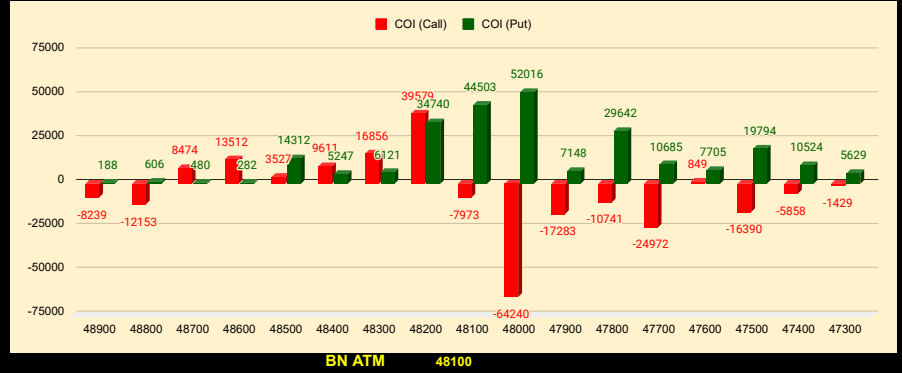
NIFTY 50

BANK NIFTY

16-Dec-2023 15:35:23 Saturday



16-Dec-2023 15:35:23 Saturday



Golden Rules using OiDeer

Avoid Signals of VWAP difference below 9-10 Points

9-10 प्वाइंट से नीचे VWAP अंतर के सिग्नल से बचें

PCR above 2 Strong Bullish & PCR Below 0.50 is Strong Bearish. If Call COI is negative then it will show 100 PCR and If Put COI is negative then it will show 0 PCR

PCR २ के ऊपर Strong बुलिश और PCR ०.५० के निचे स्ट्रॉंग बिअरिश। यदि कॉल COI नेगेटिव है तो यह 100 PCR दिखाएगा और यदि COI पुट नकारात्मक है तो यह 0 PCR दिखाएगा

Rule 1) Both Nifty and Bank Nifty Oi data should be in same direction. If One is Negative and other is positive then Avoid Trade because कौन किसको अपनी तरफ खिंचेगा ये कह नहीं सकते. Let Both Nifty and BN Oi data in Same direction then look for any Opportunity.

नियम 1) निफ्टी और बैंक निफ्टी दोनों डेटा एक ही दिशा में होने चाहिए। यदि एक नकारात्मक है और दूसरा सकारात्मक है तो व्यापार से बचें क्योंकि कौन किसको अपनी तरफ खिंचेगा ये कह नहीं सकते। निफ्टी और बीएन ओआई डेटा दोनों को एक ही दिशा में जाने दें और फिर किसी अवसर की तलाश करें।

Rule 2) Safe traders can wait for All Three Singals become Same color. If all Three Signals are not Same then Please Avoide Trade.

नियम 2) सुरक्षित ट्रेडर तीनों सिग्नल के एक ही रंग में आने का इंतजार कर सकते हैं। यदि तीनों संकेत समान नहीं हैं तो कृपया व्यापार से बचें।

Rule 3) Any upside movement should be supported by short Covering and any downside movement should be supported by Long unwinding.

नियम 3) किसी भी ऊपर की गतिविधि को शॉर्ट कवरींग द्वारा समर्थित किया जाना चाहिए और किसी भी नकारात्मक गतिविधि को लॉन्ग अनवाइंडिंग द्वारा समर्थित किया जाना चाहिए।

Rule 4) if Oi data is Negative (Oi data below red line) and if market already given big downside movement, then please wait till market to Go Up near VWAP and Return then Buy Put PE with SL above VWAP. (VWAP Difference below 10 is best for taking Position)

नियम 4) यदि Oi डेटा नकारात्मक है (लाल रेखा के नीचे Oi डेटा) और यदि बाजार में पहले से ही बड़ी गिरावट है, तो कृपया VWAP के पास बाजार के ऊपर जाने तक प्रतीक्षा करें और फिर VWAP के ऊपर SL के साथ PE खरीदें। (VWAP अंतर 10 से कम स्थिति लेने के लिए सबसे अच्छा है)

Rule 5) if Oi is Positive (Oi data above red line) and if market already given big upside movement then wait for market to come down near VWAP and go up then Buy Call CE with SL below VWAP. (VWAP Difference below 10 is best for taking Position)

नियम 5) यदि Oi धनात्मक है (लाल रेखा के ऊपर Oi डेटा) और यदि बाजार में पहले से ही बड़ी तेजी है तो बाजार के VWAP के पास नीचे आने और ऊपर जाने की प्रतीक्षा करें, फिर VWAP के नीचे SL के साथ कॉल CE खरीदें। (VWAP अंतर 10 से कम स्थिति लेने के लिए सबसे अच्छा है)

Rule 6) In Reversal Case, Take Trade on the Basis of Price Action and VWAP Signal because Net Oi Signal Come Latter.

नियम 6) रिवर्सल केस में, प्राइस एक्शन और VWAP सिग्नल के आधार पर Trade लें क्योंकि नेट Oi सिग्नल बाद में आते हैं।

Rule 7) When your target is done of 40-50 points, Close your PC/laptop and don't look back to Market and Enjoy the day. (निफ्टी बुलाती है मगर जानेका नहीं)

नियम 7) जब आपका लक्ष्य 40-50 अंक का हो जाए, तो अपना पीसी/लैपटॉप बंद कर दें और बाजार की ओर मुड़कर न देखें और दिन का आनंद लें। (निफ्टी बुलाती है मगर जानेका नहीं)

Rule 8) Do not try to catch every movement. Do not Overtrade.

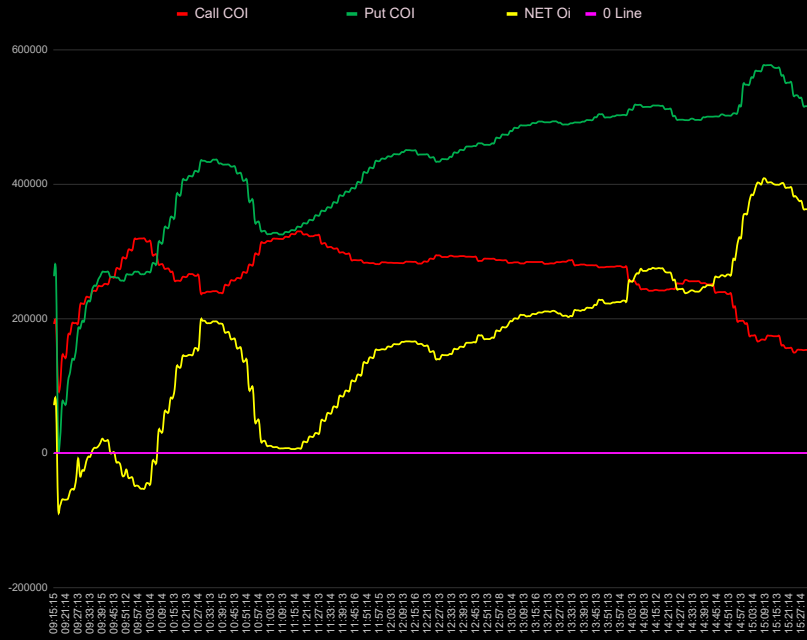
नियम 8) हर Movement को पकड़ने की कोशिश न करें। ओवरट्रेड न करें।

Wish you Happy Trading Day 👍

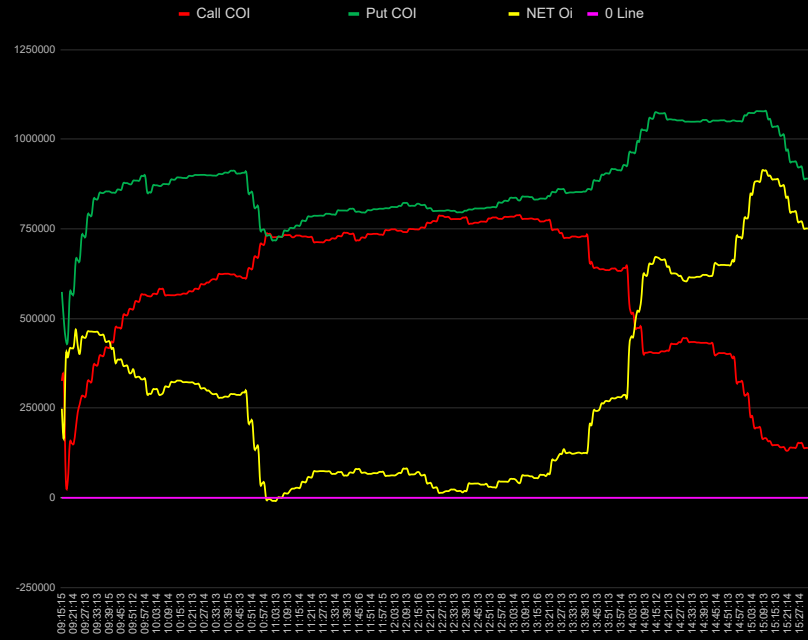
आपको ट्रेडिंग दिवस की शुभकामनाएं 👍


- Team OiDeer


NIFTY 50





BANK NIFTY



Nifty ATM	Nifty Spot	Nifty Pre Cl	Nifty Open	Nifty High	Nifty Low	India VIX	Current Expiry	Exp High	21,433.70	-58.60	Breakout	Resistanc	21500	BN ATM	BN Spot	BN Pre CL	BN Open	BN High	BN Low	India VIX	Saturday	Exp High	48,289.30	49.35	Not Break	Resistanc	48000
21450	21,456.65	21182.7	21,287.45	21,492.30	21,235.30	13.13	2023-12-21	Exp Low	21,141.20	94.10	Not Break	Support	21300	48100	48,143.55	47,732.30	47,939.90	48,219.95	47,632.85	13.13		Exp Low	47,610.50	22.35	Not Break	Support	47500
Time	Call COI (Bearish)	Call COI (+)	Short Covering	Put COI (Bullish)	Put COI (+)	Long UW	NET Oi	+▲▼	Net Oi Signal	Price Action Signal		Nifty PCR	Nifty LTP	Time	Call COI (Bearish)	Call COI (+)	Short Covering	Put COI (Bullish)	Put COI (+)	Long Unwinding	NET Oi	+▲▼	Net Oi Signal	Price Action Signal		BN PCR	BN LTP
09:19:23	143462	0		73998	0		-69464	0	Bearish	Wait		0.52	21,266.55	09:19:23	151781	0		568419	0		416638	0	Bullish	Wait		3.74	47,869.80
09:24:23	192793	49331		139267	65269		-53526	15938	Bearish	Wait		0.72	21,264.60	09:24:23	260800	109019		662400	93981		401600	-15038	Bullish	Wait		2.54	47,834.70
09:29:24	222177	29384		196247	56980		-25930	27596	Bearish	Wait		0.88	21,264.50	09:29:24	324777	63977		788462	126062		463685	62085	Bullish	Wait		2.43	47,802.65
09:34:24	239833	17656		243042	46795		3209	29139	Bullish	Bearish		1.01	21,257.55	09:34:24	396188	71411		850695	62233		454507	-9178	Bullish	Bearish		2.15	47,800.45
09:39:24	248210	8377		269388	26346		21178	17969	Bullish	Bearish		1.09	21,241.40	09:39:24	418643	22455		854398	3703		435755	-18752	Bullish	Bearish		2.04	47,713.55
09:44:27	261495	13285		261870	-7518	Long UW	375	-20803	Bullish	Bearish		1	21,241.10	09:44:27	474518	55875		859594	5196		385076	-50679	Bullish	Bearish		1.81	47,709.95
09:49:23	290045	28550		256635	-5235	Long UW	-33410	-33785	Bullish	Bullish		0.88	21,259.95	09:49:23	526216	51698		874823	15229		348607	-36469	Bullish	Bearish		1.66	47,725.30
09:54:23	302192	12147		265416	8781		-36776	-3366	Bearish	Bullish		0.88	21,262.25	09:54:23	547534	21318		884769	9946		337235	-11372	Bullish	Bullish		1.62	47,731.20
09:59:23	319074	16882		266004	588		-53070	-16294	Bullish	Bullish		0.83	21,276.70	09:59:23	562118	14584		852541	-32228	Long UW	290423	-46812	Bullish	Bullish		1.52	47,738.70
10:04:25	294875	-24199	Short C	281949	15945		-12926	40144	Bearish	Bullish		0.96	21,302.95	10:04:25	582140	20022		869884	17343		287744	-2679	Bullish	Bullish		1.49	47,776.00
10:09:23	280630	-14245	Short C	312816	30867		32186	45112	Bullish	Bullish		1.11	21,318.15	10:09:23	565218	-16922	Short C	874985	5101		309767	22023	Bullish	Bullish		1.55	47,810.95
10:14:24	269186	-11444	Short C	350653	37837		81467	49281	Bullish	Bullish		1.3	21,326.65	10:14:24	566770	1552		893435	18450		326665	16898	Bullish	Bullish		1.58	47,803.85
10:19:25	261865	-7321	Short C	406035	55382		144170	62703	Bullish	Bullish		1.55	21,323.55	10:19:25	575871	9101		897697	4262		321826	-4839	Bullish	Bullish		1.56	47,784.65
10:24:24	266028	4163		411851	5816		145823	1653	Bullish	Bullish		1.55	21,336.30	10:24:24	582865	6994		900384	2687		317519	-4307	Bullish	Bearish		1.54	47,785.10
10:29:25	238058	-27970	Short C	434633	22782		196575	50752	Bullish	Bullish		1.83	21,342.35	10:29:25	600408	17543		899516	-868		299108	-18411	Bullish	Bullish		1.5	47,809.00
10:34:24	240613	2555		436230	1597		195617	-958	Bullish	Bullish		1.81	21,337.45	10:34:24	623839	23431		903066	3550		279227	-19881	Bullish	Bullish		1.45	47,811.65
10:39:25	238281	-2332	Short C	429048	-7182	Long UW	190767	-4850	Bullish	Bearish		1.8	21,330.85	10:39:25	624823	984		906950	3884		282127	2900	Bullish	Bullish		1.45	47,836.95
10:44:23	256611	18330		426145	-2903	Long UW	169534	-21233	Bullish	Bearish		1.66	21,322.15	10:44:23	617532	-7291	Short C	904622	-2328	Long UW	287090	4963	Bullish	Bearish		1.46	47,796.95
10:49:23	268644	12033		405473	-20672	Long UW	136829	-32705	Bullish	Bearish		1.51	21,298.20	10:49:23	639209	21677		850971	-53651	Long UW	211762	-75328	Bullish	Bearish		1.33	47,700.70
10:54:23	279723	11079		375314	-30159	Long UW	95591	-41238	Bullish	Bearish		1.34	21,287.50	10:54:23	671549	32340		810446	-40525	Long UW	138897	-72865	Bullish	Bearish		1.21	47,646.95
10:59:24	312537	32814		330203	-45111	Long UW	17666	-77925	Bullish	Bearish		1.06	21,302.85	10:59:24	735874	64325		731908	-78538	Long UW	-3966	-142863	Bearish	Bearish		0.99	47,690.30
11:04:23	318766	6229		327453	-2750	Long UW	8687	-8979	Bullish	Bullish		1.03	21,314.30	11:04:23	727633	-8241	Short C	728476	-3432	Long UW	843	4809	Bullish	Bullish		1	47,719.50
11:09:24	318427	-339		325216	-2237	Long UW	6789	-1898	Bullish	Bullish		1.02	21,309.95	11:09:24	732627	4994		744783	16307		12156	11313	Bullish	Bullish		1.02	47,715.35
11:14:24	325572	7145		331411	6195		5839	-950	Bullish	Bullish		1.02	21,315.95	11:14:24	731401	-1226	Short C	759194	14411		27793	15637	Bullish	Bullish		1.04	47,710.60
11:19:24	325219	-353		341626	10215		16407	10568	Bullish	Bullish		1.05	21,315.05	11:19:24	727204	-4197	Short C	784359	25165		57155	29362	Bullish	Bullish		1.08	47,722.65
11:24:23	322498	-2721	Short C	346577	4951		24079	7672	Bullish	Bullish		1.07	21,319.65	11:24:23	713108	-14096	Short C	786620	2261		73512	16357	Bullish	Bearish		1.1	47,714.85
11:29:25	311898	-10600	Short C	360105	13528		48207	24128	Bullish	Bullish		1.15	21,317.45	11:29:25	718484	5376		792033	5413		73549	37	Bullish	Bullish		1.1	47,724.35
11:34:24	304024	-7874	Short C	372668	12563		68644	20437	Bullish	Bullish		1.23	21,317.25	11:34:24	729908	11424		801315	9282		71407	-2142	Bullish	Bullish		1.1	47,733.50
11:39:23	298418	-5606	Short C	382783	10115		84965	15721	Bullish	Bearish		1.28	21,317.60	11:39:23	738988	9080		801273	-42		62285	-9122	Bullish	Bullish		1.08	47,738.45
11:44:25	286932	-11486	Short C	393940	11157		107008	22643	Bullish	Bullish		1.37	21,326.05	11:44:25	718359	-20629	Short C	798156	-3117	Long UW	79797	17512	Bullish	Bearish		1.11	47,723.90
11:49:24	283061	-3871	Short C	417115	23175		134054	27046	Bullish	Bullish		1.47	21,320.60	11:49:24	735225	16866		802002	3846		66777	-13020	Bullish	Bearish		1.09	47,712.55
11:54:24	282406	-655		424255	7140		141849	7795	Bullish	Bullish		1.5	21,319.10	11:54:24	736155	930		804830	2828		68675	1898	Bullish	Bearish		1.09	47,717.35
11:59:24	283580	1174		437801	13546		154221	12372	Bullish	Bearish		1.54	21,317.05	11:59:24	746203	10048		807631	2801		61428	-7247	Bullish	Bearish		1.08	47,684.10
12:04:23	282664	-916		444388	6587		161724	7903	Bullish	Bearish		1.57	21,317.45	12:04:23	744916	-1287	Short C	811084	3453		66168	4740	Bullish	Bearish		1.09	47,683.35
12:09:23	282418	-246		447569	3181		165151	3427	Bullish	Bearish		1.58	21,315.15	12:09:23	741352	-3564	Short C	822184	11100		80832	14664	Bullish	Bearish		1.11	47,688.00
12:14:23	284252	1834		449976	2407		165724	573	Bullish	Bearish		1.58	21,312.00	12:14:23	748604	7252		819765	-2419	Long UW	71161	-9671	Bullish	Bullish		1.1	47,685.75
12:19:24	284738	486		444108	-5868	Long UW	159370	-6354	Bullish	Bearish		1.56	21,310.00	12:19:24	766621	18017		807546	-12219	Long UW	40925	-30236	Bullish	Bullish		1.05	47,683.90
12:24:25	288920	4182		439671	-4437	Long UW	150751	-8619	Bullish	Bullish		1.52	21,321.90	12:24:25	771797	5176		800086	-7460	Long UW	28289	-12636	Bullish	Bullish		1.04	47,689.30
12:29:23	291581	2661		437061	-2610	Long UW	145480	-5271	Bullish	Bullish		1.5	21,325.00	12:29:23	783269	11472		801913	1827		18644	-9645	Bullish	Bullish		1.02	47,703.90
12:34:23	292267	686		446790	9729		154523	9043	Bullish	Bullish		1.53	21,326.95	12:34:23	777472	-5797	Short C	796420	-5493	Long UW	18948	304	Bullish	Bullish		1.02	47,723.70
12:39:25	292852	585		450794	4004		157942	3419	Bullish	Bullish		1.54	21,324.80	12:3													

Nifty ATM	Nifty Spot	Nifty Pre Cl	Nifty Open	Nifty High	Nifty Low	India VIX	Current Expiry	Exp High	21,433.70	-58.60	Breakout	Resistanc	21500	BN ATM	BN Spot	BN Pre CL	BN Open	BN High	BN Low	India VIX	Saturday	Exp High	48,289.30	49.35	Not Break	Resistanc	48000		
21450	21,456.65	21182.7	21,287.45	21,492.30	21,235.30	13.13	2023-12-21	Exp Low	21,141.20	94.10	Not Break	Support	21300	48100	48,143.55	47,732.30	47,939.90	48,219.95	47,632.85	13.13		Exp Low	47,610.50	22.35	Not Break	Support	47500		
Time	Call COI (Bearish ▼)	Call COI (+▲▼)	Short Covering	Put COI (Bullish ▲)	Put COI (+▲▼)	Long UW	NET Oi	+▲▼	Net Oi Signal	Price Action Signal			Nifty PCR	Nifty LTP	Time	Call COI (Bearish ▼)	Call COI (+▲▼)	Short Covering	Put COI (Bullish ▲)	Put COI (+▲▼)	Long Unwinding	NET Oi	+▲▼	Net Oi Signal	Price Action Signal			BN PCR	BN LTP
14:19:24	241742	-715		511695	-5175	Long UW	269953	-4460	Bullish	Bearish			2.12	21,333.10	14:19:24	408312	4465		1072079	-2416	Long UW	663767	-6881	Bullish	Bullish			2.63	47,938.10
14:24:23	244156	2414		501402	-10293	Long UW	257246	-12707	Bullish	Bearish			2.05	21,339.40	14:24:23	428752	20440		1054586	-17493	Long UW	625834	-37933	Bullish	Bearish			2.46	47,929.40
14:29:23	257046	12890		495169	-6233	Long UW	238123	-19123	Bullish	Bullish			1.93	21,338.95	14:29:23	444851	16099		1049271	-5315	Long UW	604420	-21414	Bullish	Bearish			2.36	47,908.85
14:34:23	255441	-1605	Short C	495528	359		240087	1964	Bullish	Bullish			1.94	21,345.65	14:34:23	434494	-10357	Short C	1049005	-266		614511	10091	Bullish	Bullish			2.41	47,938.70
14:39:23	252663	-2778	Short C	499294	3766		246631	6544	Bullish	Bullish			1.98	21,345.45	14:39:23	432182	-2312	Short C	1053727	4722		621545	7034	Bullish	Bullish			2.44	47,944.25
14:44:24	238967	-13696	Short C	500647	1353		261680	15049	Bullish	Bullish			2.1	21,358.20	14:44:24	399356	-32826	Short C	1052125	-1602	Long UW	652769	31224	Bullish	Bullish			2.63	47,956.15
14:49:23	239316	349		501908	1261		262592	912	Bullish	Bullish			2.1	21,359.95	14:49:23	403455	4099		1052899	774		649444	-3325	Bullish	Bullish			2.61	47,950.60
14:54:25	217201	-22115	Short C	505198	3290		287997	25405	Bullish	Bullish			2.33	21,387.35	14:54:25	389346	-14109	Short C	1052334	-565		662988	13544	Bullish	Bullish			2.7	48,018.35
14:59:23	192072	-25129	Short C	547896	42698		355824	67827	Bullish	Bullish			2.85	21,400.90	14:59:23	287174	-102172	Short C	1066246	13912		779072	116084	Bullish	Bullish			3.71	48,037.65
15:04:24	174613	-17459	Short C	568182	20286		393569	37745	Bullish	Bullish			3.25	21,439.30	15:04:24	195530	-91644	Short C	1073336	7090		877806	98734	Bullish	Bullish			5.49	48,184.25
15:09:23	168679	-5934	Short C	576601	8419		407922	14353	Bullish	Bullish			3.42	21,425.20	15:09:23	165806	-29724	Short C	1078083	4747		912277	34471	Bullish	Bullish			6.5	48,106.25
15:14:27	173666	4987		572815	-3786	Long UW	399149	-8773	Bullish	Bullish			3.3	21,444.25	15:14:27	147038	-18768	Short C	1035368	-42715	Long UW	888330	-23947	Bullish	Bullish			7.04	48,135.05
15:19:23	156146	-17520	Short C	550899	-21916	Long UW	394753	-4396	Bullish	Bullish			3.53	21,480.40	15:19:23	140988	-6050	Short C	1011125	-24243	Long UW	870137	-18193	Bullish	Bearish			7.17	48,160.70
15:24:24	149825	-6321	Short C	531952	-18947	Long UW	382127	-12626	Bullish	Bullish			3.55	21,477.85	15:24:24	139697	-1291	Short C	937496	-73629	Long UW	797799	-72338	Bullish	Bullish			6.71	48,146.10
15:29:23	153290	3465		515900	-16052	Long UW	362610	-19517	Bullish	Bullish			3.37	21,480.20	15:29:23	139085	-612		890314	-47182	Long UW	751229	-46570	Bullish	Bullish			6.4	48,153.65

Nifty ATM	Nifty Spot	Nifty Pre Cl	Nifty Open	Nifty High	Nifty Low	India VIX	Current Expiry	Exp High	21,433.70	-58.60	Breakout	Resistanc	21500	BN ATM	BN Spot	BN Pre CL	BN Open	BN High	BN Low	India VIX	Saturday	Exp High	48,289.30	49.35	Not Break	Resistanc	48000
21450	21,456.65	21182.7	21,287.45	21,492.30	21,235.30	13.13	2023-12-21	Exp Low	21,141.20	94.10	Not Break	Support	21300	48100	48,143.55	47,732.30	47,939.90	48,219.95	47,632.85	13.13		Exp Low	47,610.50	22.35	Not Break	Support	47500
Time	Call COI (Bearish ▼)	Call COI (+▲▼)	Short Covering	Put COI (Bullish ▲)	Put COI (+▲▼)	Long UW	NET Oi	+▲▼	Net Oi Signal	Price Action Signal		Nifty PCR	Nifty LTP	Time	Call COI (Bearish ▼)	Call COI (+▲▼)	Short Covering	Put COI (Bullish ▲)	Put COI (+▲▼)	Long Unwinding	NET Oi	+▲▼	Net Oi Signal	Price Action Signal		BN PCR	BN LTP
09:15:26	191887	0		262965	0		71078	0	Bullish	Wait		1.37	21,287.45	09:15:26	325919	0		574166	0		248247	0	Bullish	Wait		1.76	47,939.90
09:25:25	193023	1136		139267	-123698	Long UW	-53756	-124834	Bearish	Bearish		0.72	21,258.60	09:25:25	283454	-42465	Short C	730469	156303		447015	198768	Bullish	Bearish		2.58	47,813.20
09:35:28	241355	48332		248936	109669		7581	61337	Bullish	Bullish		1.03	21,259.25	09:35:28	396188	112734		850246	119777		454058	7043	Bullish	Bearish		2.15	47,794.25
09:45:26	261495	20140		261870	12934		375	-7206	Bullish	Bearish		1	21,241.55	09:45:26	474518	78330		859594	9348		385076	-68982	Bullish	Bearish		1.81	47,712.85
09:55:27	318015	56520		269494	7624		-48521	-48896	Bearish	Bullish		0.85	21,254.10	09:55:27	566659	92141		897199	37605		330540	-54536	Bullish	Bullish		1.58	47,732.30
10:05:25	294875	-23140	Short C	281949	12455		-12926	35595	Bearish	Bullish		0.96	21,304.00	10:05:25	582140	15481		869884	-27315	Long UW	287744	-42796	Bullish	Bullish		1.49	47,766.10
10:15:26	256335	-38540	Short C	350653	68704		94318	107244	Bullish	Bullish		1.37	21,325.10	10:15:26	566770	-15370	Short C	893158	23274		326388	38644	Bullish	Bullish		1.58	47,797.75
10:25:25	263653	7318		419208	68555		155555	61237	Bullish	Bullish		1.59	21,341.35	10:25:25	595268	28498		900681	7523		305413	-20975	Bullish	Bearish		1.51	47,788.65
10:35:25	240613	-23040	Short C	436230	17022		195617	40062	Bullish	Bearish		1.81	21,329.30	10:35:25	623839	28571		903066	2385		279227	-26186	Bullish	Bullish		1.45	47,821.65
10:45:29	256611	15998		426145	-10085	Long UW	169534	-26083	Bullish	Bearish		1.66	21,318.15	10:45:29	617532	-6307	Short C	904622	1556		287090	7863	Bullish	Bearish		1.46	47,787.80
10:55:25	295918	39307		343514	-82631	Long UW	47596	-121938	Bullish	Bearish		1.16	21,283.95	10:55:25	707016	89484		747798	-156824	Long UW	40782	-246308	Bullish	Bearish		1.06	47,639.25
11:05:24	318766	22848		327453	-16061	Long UW	8687	-38909	Bullish	Bullish		1.03	21,305.35	11:05:24	727633	20617		728476	-19322	Long UW	843	-39939	Bullish	Bullish		1	47,705.20
11:15:25	325572	6806		331411	3958		5839	-2848	Bullish	Bullish		1.02	21,313.80	11:15:25	731401	3768		759194	30718		27793	26950	Bullish	Bearish		1.04	47,705.20
11:25:27	323856	-1716	Short C	353255	21844		29399	23560	Bullish	Bearish		1.09	21,312.20	11:25:27	712701	-18700	Short C	787035	27841		74334	46541	Bullish	Bullish		1.1	47,715.00
11:35:26	304024	-19832	Short C	372668	19413		68644	39245	Bullish	Bullish		1.23	21,314.60	11:35:26	729908	17207		801315	14280		71407	-2927	Bullish	Bullish		1.11	47,719.50
11:45:25	286932	-17092	Short C	393940	21272		107008	38364	Bullish	Bullish		1.37	21,329.15	11:45:25	718359	-11549	Short C	798156	-3159	Long UW	79797	8390	Bullish	Bearish		1.11	47,717.80
11:55:25	281011	-5921	Short C	434209	40269		153198	46190	Bullish	Bullish		1.55	21,329.85	11:55:25	734204	15845		806248	8092		72044	-7753	Bullish	Bearish		1.1	47,716.05
12:05:25	282677	1666		444388	10179		161711	8513	Bullish	Bearish		1.57	21,318.55	12:05:25	744916	10712		814414	8166		69498	-2546	Bullish	Bearish		1.09	47,682.45
12:15:25	284252	1575		449976	5588		165724	4013	Bullish	Bearish		1.58	21,310.90	12:15:25	748604	3688		819771	5357		71167	1669	Bullish	Bullish		1.1	47,685.40
12:25:27	293827	9575		433528	-16448	Long UW	139701	-26023	Bullish	Bullish		1.48	21,322.45	12:25:27	786435	37831		800524	-19247	Long UW	14089	-57078	Bullish	Bullish		1.02	47,698.65
12:35:26	292267	-1560	Short C	446790	13262		154523	14822	Bullish	Bullish		1.53	21,326.20	12:35:26	777624	-8811	Short C	796417	-4107	Long UW	18793	4704	Bullish	Bullish		1.02	47,734.05
12:45:25	291791	-476		456781	9991		164990	10467	Bullish	Bullish		1.57	21,333.50	12:45:25	767257	-10367	Short C	806902	10485		39645	20852	Bullish	Bullish		1.05	47,773.10
12:55:26	287019	-4772	Short C	468651	11870		181632	16642	Bullish	Bearish		1.63	21,325.75	12:55:26	778256	10999		823166	16264		44910	5265	Bullish	Bearish		1.06	47,730.70
13:05:25	283555	-3464	Short C	483571	14920		200016	18384	Bullish	Bullish		1.71	21,332.00	13:05:25	788035	9779		830118	6952		42083	-2827	Bullish	Bullish		1.05	47,742.45
13:15:25	284064	509		490779	7208		206715	6699	Bullish	Bearish		1.73	21,322.85	13:15:25	777003	-11032	Short C	832082	1964		55079	12996	Bullish	Bearish		1.07	47,719.85
13:25:25	283851	-213		493295	2516		209444	2729	Bullish	Bullish		1.74	21,323.65	13:25:25	748234	-28769	Short C	860960	28878		112726	57647	Bullish	Bullish		1.15	47,772.60
13:35:25	279504	-4347	Short C	491672	-1623	Long UW	212168	2724	Bullish	Bullish		1.76	21,334.40	13:35:25	727090	-21144	Short C	852875	-8085	Long UW	125785	13059	Bullish	Bullish		1.17	47,794.05
13:45:25	279066	-438		499448	7776		220382	8214	Bullish	Bullish		1.79	21,337.90	13:45:25	642031	-85059	Short C	884469	31594		242438	116653	Bullish	Bullish		1.38	47,811.45
13:55:25	277074	-1992	Short C	502388	2940		225314	4932	Bullish	Bullish		1.81	21,350.55	13:55:25	639318	-2713	Short C	916619	32150		277301	34863	Bullish	Bullish		1.43	47,837.75
14:05:25	250620	-26454	Short C	517806	15418		267186	41872	Bullish	Bullish		2.07	21,358.35	14:05:25	473594	-165724	Short C	993926	77307		520332	243031	Bullish	Bullish		2.1	47,939.30
14:15:25	242457	-8163	Short C	516870	-936		274413	7227	Bullish	Bearish		2.13	21,334.50	14:15:25	403847	-69747	Short C	1074495	80569		670648	150316	Bullish	Bearish		2.66	47,920.45
14:25:25	251951	9494		495788	-21082	Long UW	243837	-30576	Bullish	Bullish		1.97	21,341.60	14:25:25	428752	24905		1052697	-21798	Long UW	623945	-46703	Bullish	Bullish		2.46	47,931.35
14:35:25	255445	3494		495528	-260		240083	-3754	Bullish	Bullish		1.94	21,350.80	14:35:25	433069	4317		1049411	-3286	Long UW	616342	-7603	Bullish	Bullish		2.42	47,944.00
14:45:25	238967	-16478	Short C	500647	5119		261680	21597	Bullish	Bullish		2.1	21,357.50	14:45:25	399356	-33713	Short C	1052125	2714		652769	36427	Bullish	Bullish		2.63	47,968.80
14:55:25	196496	-42471	Short C	505198	4551		308702	47022	Bullish	Bullish		2.57	21,386.45	14:55:25	323496	-75860	Short C	1050556	-1569	Long UW	727060	74291	Bullish	Bullish		3.25	48,012.80
15:05:24	166449	-30047	Short C	568182	62984		401733	93031	Bullish	Bullish		3.41	21,435.75	15:05:24	195530	-127966	Short C	1078365	27809		882835	155775	Bullish	Bullish		5.52	48,154.05
15:15:25	173666	7217		572815	4633		399149	-2584	Bullish	Bullish		3.3	21,456.40	15:15:25	147038	-48492	Short C	1035368	-42997	Long UW	888330	5495	Bullish	Bearish		7.04	48,148.80
15:25:25	153474	-20192	Short C	531952	-40863	Long UW	378478	-20671	Bullish	Bullish		3.47	21,476.35	15:25:25	139697	-7341	Short C	937496	-97872	Long UW	797799	-90531	Bullish	Bearish		6.71	48,136.75

Nifty ATM	Nifty Spot	Nifty Pre Cl	Nifty Open	Nifty High	Nifty Low	India VIX	Current Expiry	Exp High	21,433.70	-58.60	Breakout	Resistanc	21500	BN ATM	BN Spot	BN Pre CL	BN Open	BN High	BN Low	India VIX	Saturday		Exp High	48,289.30	49.35	Not Break	Resistanc	48000
21450	21,456.65	21182.7	21,287.45	21,492.30	21,235.30	13.13	2023-12-21	Exp Low	21,141.20	94.10	Not Break	Support	21300	48100	48,143.55	47,732.30	47,939.90	48,219.95	47,632.85	13.13		Exp Low	47,610.50	22.35	Not Break	Support	47500	
Time	Call COI (Bearish ▼)	Call COI (+▲▼)	Short Covering	Put COI (Bullish ▲)	Put COI (+▲▼)	Long UW	NET Oi	+▲▼	Net Oi Signal	Price Action Signal		Nifty PCR	Nifty LTP	Time	Call COI (Bearish ▼)	Call COI (+▲▼)	Short Covering	Put COI (Bullish ▲)	Put COI (+▲▼)	Long Unwinding	NET Oi	+▲▼	Net Oi Signal	Price Action Signal		BN PCR	BN LTP	
09:24:57	193023	0		139267	0		-53756	0	Bearish	Wait		0.72	21,258.60	09:24:57	283454	0		730469	0		447015	0	Bullish	Wait		2.58	47,813.20	
09:39:58	251403	58380		269388	130121		17985	71741	Bullish	Bearish		1.07	21,239.90	09:39:58	435267	151813		851213	120744		415946	-31069	Bullish	Bearish		1.96	47,709.95	
09:54:58	318015	66612		269494	106		-48521	-66506	Bearish	Bullish		0.85	21,254.10	09:54:58	566659	131392		897199	45986		330540	-85406	Bullish	Bullish		1.58	47,732.30	
10:09:56	274235	-43780	Short C	335220	65726		60985	109506	Bullish	Bullish		1.22	21,321.70	10:09:56	564912	-1747	Short C	887437	-9762	Long UW	322525	-8015	Bullish	Bullish		1.57	47,807.00	
10:24:58	263653	-10582	Short C	419208	83988		155555	94570	Bullish	Bullish		1.59	21,341.35	10:24:58	595268	30356		900681	13244		305413	-17112	Bullish	Bearish		1.51	47,788.65	
10:39:58	249573	-14080	Short C	429048	9840		179475	23920	Bullish	Bearish		1.72	21,330.85	10:39:58	622930	27662		912080	11399		289150	-16263	Bullish	Bullish		1.46	47,836.95	
10:54:58	295918	46345		343514	-85534	Long UW	47596	-131879	Bullish	Bearish		1.16	21,283.95	10:54:58	707016	84086		747798	-164282	Long UW	40782	-248368	Bullish	Bearish		1.06	47,639.25	
11:09:58	321497	25579		328619	-14895	Long UW	7122	-40474	Bullish	Bullish		1.02	21,311.55	11:09:58	732627	25611		752459	4661		19832	-20950	Bullish	Bullish		1.03	47,722.95	
11:24:58	323856	2359		353255	24636		29399	22277	Bullish	Bullish		1.09	21,312.20	11:24:58	712701	-19926	Short C	787035	34576		74334	54502	Bullish	Bearish		1.1	47,715.00	
11:39:58	296243	-27613	Short C	388609	35354		92366	62967	Bullish	Bullish		1.31	21,328.75	11:39:58	735832	23131		805973	18938		70141	-4193	Bullish	Bullish		1.1	47,760.35	
11:55:00	281011	-15232	Short C	434209	45600		153198	60832	Bullish	Bullish		1.55	21,329.85	11:55:00	734204	-1628	Short C	806248	275		72044	1903	Bullish	Bearish		1.1	47,716.05	
12:10:00	284520	3509		450480	16271		165960	12762	Bullish	Bearish		1.58	21,314.45	12:10:00	749516	15312		814652	8404		65136	-6908	Bullish	Bearish		1.09	47,680.50	
12:24:59	293827	9307		433528	-16952	Long UW	139701	-26259	Bullish	Bullish		1.48	21,322.45	12:24:59	786435	36919		800524	-14128	Long UW	14089	-51047	Bullish	Bullish		1.02	47,698.65	
12:39:57	292008	-1819	Short C	455388	21860		163380	23679	Bullish	Bullish		1.56	21,322.55	12:39:57	764813	-21622	Short C	804010	3486		39197	25108	Bullish	Bullish		1.05	47,732.15	
12:55:00	287019	-4989	Short C	468651	13263		181632	18252	Bullish	Bullish		1.63	21,325.75	12:55:00	778256	13443		823166	19156		44910	5713	Bullish	Bearish		1.06	47,730.70	
13:09:59	284099	-2920	Short C	487211	18560		203112	21480	Bullish	Bearish	Short C	1.71	21,324.65	13:09:59	778153	-103		839952	16786		61799	16889	Bullish	Bearish		1.08	47,723.95	
13:24:58	283851	-248		493295	6084		209444	6332	Bullish	Bearish		1.74	21,323.65	13:24:58	748234	-29919	Short C	860960	21008		112726	50927	Bullish	Bullish		1.15	47,772.60	
13:39:59	279252	-4599	Short C	495181	1886		215929	6485	Bullish	Bullish		1.77	21,331.80	13:39:59	729192	-19042	Short C	860953	-7		131761	19035	Bullish	Bullish		1.18	47,822.70	
13:55:00	277074	-2178	Short C	502388	7207		225314	9385	Bullish	Bullish		1.81	21,350.55	13:55:00	639318	-89874	Short C	916619	55666		277301	145540	Bullish	Bullish		1.43	47,837.75	
14:09:58	243854	-33220	Short C	514891	12503		271037	45723	Bullish	Bearish		2.11	21,340.45	14:09:58	404631	-234687	Short C	1025496	108877		620865	343564	Bullish	Bullish		2.53	47,914.60	
14:24:59	251951	8097		495788	-19103	Long UW	243837	-27200	Bullish	Bullish		1.97	21,341.60	14:24:59	428752	24121		1052697	27201		623945	3080	Bullish	Bullish		2.46	47,931.35	
14:40:00	250843	-1108	Short C	500309	4521		249466	5629	Bullish	Bullish		1.99	21,350.20	14:40:00	432182	3430		1053727	1030		621545	-2400	Bullish	Bullish		2.44	47,954.00	
14:54:58	196496	-54347	Short C	505198	4889		308702	59236	Bullish	Bullish		2.57	21,386.45	14:54:58	323496	-108686	Short C	1050556	-3171	Long UW	727060	105515	Bullish	Bullish		3.25	48,012.80	
15:09:59	174395	-22101	Short C	576956	71758		402561	93859	Bullish	Bullish	Short C	3.31	21,433.45	15:09:59	165806	-157690	Short C	1078083	27527		912277	185217	Bullish	Bullish		6.5	48,122.80	
15:24:56	153474	-20921	Short C	531952	-45004	Long UW	378478	-24083	Bullish	Bullish		3.47	21,476.35	15:24:56	139697	-26109	Short C	937496	-140587	Long UW	797799	-114478	Bullish	Bullish		6.71	48,136.75	

Bank Nifty Component						Nifty Component					
Sr No	Name	LTP	Prev Cl	Change	Gainer	Sr No	Name	LTP	Prev Cl	Change	Gainer
1	HDFC Bank	1,656.55	1,650.15	6.40	9	1	RELIANCE	2492.00	2464.15	27.85	38
2	ICICI Bank	1,037.40	1,033.65	3.75	Looser	2	HDFCBANK	1656.05	1650.15	5.90	Looser
3	SBI	648.25	623.65	24.60	3	3	INFY	1576.55	1501.45	75.10	13
4	Kotak Mahindra Bank	1,850.60	1,853.85	-3.25		4	ICICIBANK	1034.10	1033.65	0.45	
5	Axis Bank	1,120.35	1,120.45	-0.10		5	TCS	3871.00	3667.25	203.75	
6	IndusInd Bank	1,567.10	1,551.70	15.40		6	KOTAKBANK	1849.00	1853.85	-4.85	
7	Bank of Baroda Ltd	224.70	220.10	4.60		7	HINDUNILVR	2529.95	2516.35	13.60	
8	AU Small Finance Bank	758.30	760.00	-1.70		8	AXISBANK	1119.00	1120.45	-1.45	
9	Federal Bank	156.75	152.65	4.10		9	LT	3491.35	3433.10	58.25	
10	IDFC First Bank	90.00	88.15	1.85		10	ITC	458.55	460.10	-1.55	
11	Bandhan Bank	252.70	243.05	9.65		11	SBIN	648.30	623.65	24.65	
12	Punjab National Bank	91.10	89.90	1.20		12	BAJFINANCE	7514.00	7474.20	39.80	
						13	ASIANPAINT	3312.65	3241.35	71.30	
						14	BHARTIARTL	994.25	1005.20	-10.95	
						15	HCLTECH	1493.65	1414.60	79.05	
						16	MARUTI	10297.40	10353.20	-55.80	
						17	TATASTEEL	136.55	132.00	4.55	
						18	WIPRO	445.80	434.40	11.40	
						19	ULTRACEMCO	10039.00	9963.30	75.70	
						20	M&M	1721.40	1703.55	17.85	
						21	BAJAJFINSV	1730.50	1730.95	-0.45	
						22	SUNPHARMA	1239.00	1231.30	7.70	
						23	TITAN	3601.25	3591.40	9.85	
						24	TECHM	1307.50	1264.70	42.80	
						25	DRREDDY	5603.80	5573.35	30.45	
						26	JSWSTEEL	865.10	847.40	17.70	
						27	NESTLEIND	24412.00	24793.30	-381.30	
						28	INDUSINDBK	1567.10	1551.70	15.40	
						29	TATAMOTORS	732.20	719.75	12.45	
						30	POWERGRID	237.30	232.10	5.20	
						31	GRASIM	2126.50	2103.90	22.60	
						32	HDFCLIFE	672.00	684.55	-12.55	
						33	DIVISLAB	3706.00	3683.20	22.80	
Common Stocks & its Weightage in Nifty50 & Bank Nifty											
	Sr no	Common Stocks	Nifty50	Bank Nifty							
	1	HDFCBANK	8.87	26.30							
	2	ICICIBANK	8.00	24.67							
	3	AXISBANK	2.29	12.18							
	4	SBIN	2.66	11.03							
	5	KOTAKBANK	3.91	10.63							
	6	INDUSINDBK	0.80	5.44							
			26.53	90.25							
Fin Nifty Component											
Sr No	Name	LTP	Prev Cl	Change	Gainer						
1	IEX	151.30	152.55	-1.25	8						
2	SBICARD	777.20	767.80	9.40	Looser						
3	ICICIGI	1,450.00	1,462.95	-12.95	12						
4	LICHSGFIN	538.00	533.65	4.35							
5	BAJFINANCE	7,514.00	7,474.20	39.80							
6	SBILIFE	1,454.60	1,469.85	-15.25							
7	AXISBANK	1,119.00	1,120.45	-1.45							

8	BAJAJFINSV	1,730.50	1,730.95	-0.45			34	NTPC	305.00	295.40	9.60
9	SBIN	648.30	623.65	24.65			35	HINDALCO	556.00	543.10	12.90
10	ICICIBANK	1,034.10	1,033.65	0.45			36	BAJAJ-AUTO	6275.95	6334.85	-58.90
11	MUTHOOTFIN	1,490.70	1,481.00	9.70			37	ADANI PORTS	1078.00	1074.70	3.30
12	KOTAKBANK	1,849.00	1,853.85	-4.85			38	CIPLA	1205.15	1204.65	0.50
13	CHOLAFIN	1,246.00	1,228.90	17.10			39	TATA CONSUM	952.30	950.45	1.85
14	HDFCBANK	1,656.05	1,650.15	5.90			40	SBILIFE	1454.60	1469.85	-15.25
15	RECLTD	434.10	442.10	-8.00			41	BPCL	448.00	445.70	2.30
16	HDFCLIFE	672.00	684.55	-12.55			42	UPL	610.50	599.15	11.35
17	ICICIPRULI	520.50	532.35	-11.85			43	BRITANNIA	4929.15	4946.65	-17.50
18	SHRIRAMFIN	2,075.00	2,118.30	-43.30			44	ONGC	200.70	195.95	4.75
19	PFC	413.30	423.10	-9.80			45	EICHERMOT	4060.00	4086.15	-26.15
20	HDFCAMC	3,031.00	3,049.55	-18.55			46	HEROMOTOCO	3890.00	3883.65	6.35
							47	ADANI ENT	2987.00	2894.05	92.95
							48	COALINDIA	349.10	347.60	1.50
							49	APOLLOHOSP	5556.90	5515.90	41.00
							50	LTIM	6124.80	5944.30	180.50

Sectors	Per % Change	Ranking			1 - IT		2 - Metal		3 - Banking		4 - Consumer Durables	
IT	39.57%	1	Rank	Stock Name	LTP	Stock Name	LTP	Stock Name	LTP	Stock Name	LTP	
Metal	16.96%	2	1	HCLTECH	1493.65 (79.05)	NATIONALUM	110.45 (6.2)	BANDHANBNK	252.7 (9.65)	AMBER	3320.1 (204.65)	
Banking	16.22%	3	2	TCS	3871 (203.75)	TATASTEEL	136.55 (4.55)	SBIN	648.3 (24.65)	RAJESHEXPO	373 (22.6)	
Consumer Durables	10.17%	4	3	PERSISTENT	7212 (352.7)	RATNAMANI	3483.85 (110.45)	FEDERALBNK	156.75 (4.1)	VOLTAS	862 (9.2)	
Pharma	6.66%	5	4	INFY	1576.55 (75.1)	ADANIENT	2987 (92.95)	IDFCFIRSTB	89.9 (1.75)	WHIRLPOOL	1349.5 (13.75)	
Oil & Gas	4.35%	6	5	COFORGE	6418 (261.3)	HINDALCO	556 (12.9)	BANKBARODA	224.2 (4.1)	KAJARIACER	1371.45 (4.8)	
Media	-4.75%	7	6	TECHM	1307.5 (42.8)	JSWSTEEL	865.1 (17.7)	PNB	91.1 (1.2)	DIXON	6330 (21.95)	
FMCG	-5.72%	8	7	LTTS	5256.7 (158.35)	HINDCOPPER	186.75 (2.4)	INDUSINDBK	1567.1 (15.4)	TITAN	3601.25 (9.85)	
Realty	-6.56%	9	8	LTIM	6124.8 (180.5)	VEDL	257 (2.35)	HDFCBANK	1656.05 (5.9)	RELAXO	910.05 (0.05)	
Automobile	-8.02%	10	9	WIPRO	445.8 (11.4)	SAIL	111.35 (0.4)	ICICIBANK	1034.1 (0.45)	BATAINDIA	1650.15 (-2.1)	
Company Name	Sector	Symbol	O=H (Bearish)	O=L (Bullish)	LTP	Change	Per % Change	Prev Cl	Open	High	Low	
AU Small Finance Bank Ltd.	Banking	AUBANK			755.6	-4.4	-0.58%	760	760	769.45	750.1	
Axis Bank Ltd.	Banking	AXISBANK			1119	-1.45	-0.13%	1120.45	1119.2	1127.85	1108.6	
Bandhan Bank Ltd.	Banking	BANDHANBNK		O=L	252.7	9.65	3.97%	243.05	244.5	255.7	244.5	
Bank of Baroda	Banking	BANKBARODA			224.2	4.1	1.86%	220.1	221.9	226.4	218.65	
Federal Bank Ltd.	Banking	FEDERALBNK			156.75	4.1	2.69%	152.65	153.5	158.05	153.1	
HDFC Bank Ltd.	Banking	HDFCBANK			1656.05	5.9	0.36%	1650.15	1650	1668	1646.6	
ICICI Bank Ltd.	Banking	ICICIBANK			1034.1	0.45	0.04%	1033.65	1043.65	1043.7	1025.7	
IDFC First Bank Ltd.	Banking	IDFCFIRSTB			89.9	1.75	1.99%	88.15	88.8	90.25	88.4	
IndusInd Bank Ltd.	Banking	INDUSINDBK			1567.1	15.4	0.99%	1551.7	1552.95	1578	1547.05	
Kotak Mahindra Bank Ltd.	Banking	KOTAKBANK	O=H		1849	-4.85	-0.26%	1853.85	1865	1865	1842.75	
Punjab National Bank	Banking	PNB	O=H		91.1	1.2	1.33%	89.9	92	92	89.6	
State Bank of India	Banking	SBIN			648.3	24.65	3.95%	623.65	628	650	619.85	
Ashok Leyland Ltd.	Automobile	ASHOKLEY			174.9	-1.1	-0.63%	176	176.5	176.65	173.75	
Bajaj Auto Ltd.	Automobile	BAJAJ-AUTO			6275.95	-58.9	-0.93%	6334.85	6368.95	6402.1	6256.15	
Balkrishna Industries Ltd.	Automobile	BALKRISIND			2568	-44.75	-1.71%	2612.75	2620	2632	2564	
Bharat Forge Ltd.	Automobile	BHARATFORG			1197	-4.1	-0.34%	1201.1	1202.65	1205	1188	
Bosch Ltd.	Automobile	BOSCHLTD			21770	-291.85	-1.32%	22061.85	22080	22163.9	21663	
Eicher Motors Ltd.	Automobile	EICHERMOT			4060	-26.15	-0.64%	4086.15	4099.7	4135.3	4045	
Hero MotoCorp Ltd.	Automobile	HEROMOTOCO			3890	6.35	0.16%	3883.65	3939	3940	3886.15	
MRF Ltd.	Automobile	MRF			120051.15	-507.65	-0.42%	120558.8	120559.8	121193.35	119851.4	
Mahindra & Mahindra Ltd.	Automobile	M&M			1721.4	17.85	1.05%	1703.55	1727.9	1739.6	1698	
Maruti Suzuki India Ltd.	Automobile	MARUTI			10297.4	-55.8	-0.54%	10353.2	10459	10476.75	9832.6	
Samvardhana Motherson International Ltd.	Automobile	MOTHERSON			98.4	-0.4	-0.40%	98.8	99.75	99.9	97.8	
Sona BLW Precision Forgings Ltd.	Automobile	SONACOMS			552.95	-5.15	-0.92%	558.1	560	562.65	548.5	
TVS Motor Company Ltd.	Automobile	TVSMOTOR			2018	-30.75	-1.50%	2048.75	2052	2054.2	2003.8	
Tata Motors Ltd.	Automobile	TATAMOTORS			732.2	12.45	1.73%	719.75	723.9	734	721.25	
Tube Investments of India Ltd.	Automobile	TIINDIA			3652	-59.55	-1.60%	3711.55	3724	3726.65	3644	
Britannia Industries Ltd.	FMCG	BRITANNIA			4929.15	-17.5	-0.35%	4946.65	4938	4969.85	4880.5	
Colgate Palmolive (India) Ltd.	FMCG	COLPAL			2391.7	16.75	0.71%	2374.95	2395	2408.65	2364.6	
Dabur India Ltd.	FMCG	DABUR			540.65	-6.8	-1.24%	547.45	547.95	548	537.25	
Emami Ltd.	FMCG	EMAMILTD			497.5	-6.4	-1.27%	503.9	506.4	511.15	495.9	
Godrej Consumer Products Ltd.	FMCG	GODREJCP			1039.6	-4.9	-0.47%	1044.5	1044	1046.8	1035	
Hindustan Unilever Ltd.	FMCG	HINDUNILVR			2529.95	13.6	0.54%	2516.35	2520	2532	2507	
ITC Ltd.	FMCG	ITC			458.55	-1.55	-0.34%	460.1	461.9	462.95	455	

Marico Ltd.	FMCG	MARICO	O=H		534	-4.05	-0.75%	538.05	539	539	532.6
Nestle India Ltd.	FMCG	NESTLEIND			24412	-381.3	-1.54%	24793.3	24850.05	24952.15	24220
Procter & Gamble Hygiene & Health Care Ltd	FMCG	PGHH			17420.5	261.4	1.52%	17159.1	17244.9	17555.45	17187.05
Radico Khaitan Ltd	FMCG	RADICO	O=H		1610.6	-34.1	-2.07%	1644.7	1670	1670	1596
Tata Consumer Products Ltd.	FMCG	TATACONSUM	O=H		952.3	1.85	0.19%	950.45	959.95	959.95	948.9
United Breweries Ltd.	FMCG	UBL			1718.6	3	0.17%	1715.6	1716.55	1722.45	1705
United Spirits Ltd.	FMCG	MCDOWELL-N			1080	-4.8	-0.44%	1084.8	1092	1095	1078.05
Varun Beverages Ltd.	FMCG	VBL			1100	-4.2	-0.38%	1104.2	1108.8	1119.8	1095
Coforge Ltd.	IT	COFORGE			6418	261.3	4.24%	6156.7	6196.7	6530	6175.05
HCL Technologies Ltd.	IT	HCLTECH	O=L		1493.65	79.05	5.59%	1414.6	1422	1497	1422
Infosys Ltd.	IT	INFY			1576.55	75.1	5.00%	1501.45	1523.05	1588.55	1521
L&T Technology Services Ltd.	IT	LTTS			5256.7	158.35	3.11%	5098.35	5200.25	5294	5161
LTIMindtree Ltd.	IT	LTIM			6124.8	180.5	3.04%	5944.3	5949	6215	5936
Mphasis Ltd.	IT	MPHASIS			2650	49	1.88%	2601	2600	2677.8	2577
Persistent Systems Ltd.	IT	PERSISTENT			7212	352.7	5.14%	6859.3	6899	7400.25	6865.8
Tata Consultancy Services Ltd.	IT	TCS	O=L		3871	203.75	5.56%	3667.25	3666.7	3895.95	3666.7
Tech Mahindra Ltd.	IT	TECHM			1307.5	42.8	3.38%	1264.7	1270	1324.8	1262.5
Wipro Ltd.	IT	WIPRO			445.8	11.4	2.62%	434.4	436.05	449.5	433.5
Dish TV India Ltd.	Media	DISHTV			20.9	-0.3	-1.42%	21.2	21.2	21.75	20.75
Hathway Cable & Datacom Ltd.	Media	HATHWAY			20.4	-0.05	-0.24%	20.45	20.55	20.85	20.25
Inox Leisure Ltd.	Media	INOXLEISUR	O=H	O=L	0	0	0.00%	0	0	0	0
Navneet Education Ltd.	Media	NAVNETEDUL			146	-2.15	-1.45%	148.15	152	152.35	146
Nazara Technologies Ltd.	Media	NAZARA			865	6.55	0.76%	858.45	865	885	859.3
Network18 Media & Investments Ltd.	Media	NETWORK18			85.7	-0.7	-0.81%	86.4	87	87.55	84.7
PVR Ltd.	Media	PVR	O=H	O=L	0	0	0.00%	0	0	0	0
Sun TV Network Ltd.	Media	SUNTV			692.75	3.85	0.56%	688.9	692	699.2	688.6
TV18 Broadcast Ltd.	Media	TV18BRDCST			49.6	-0.95	-1.88%	50.55	50.8	51.2	49.45
Zee Entertainment Enterprises Ltd.	Media	ZEEL			277.15	-0.75	-0.27%	277.9	282.9	286.55	273
APL Apollo Tubes Ltd.	Metal	APLAPOLLO			1611.95	-20.3	-1.24%	1632.25	1635.7	1639	1602.5
Adani Enterprises Ltd.	Metal	ADANIEN			2987	92.95	3.21%	2894.05	2912.05	3000	2893.9
Hindalco Industries Ltd.	Metal	HINDALCO			556	12.9	2.38%	543.1	556	559.05	548.2
Hindustan Copper Ltd.	Metal	HINDCOPPER			186.75	2.4	1.30%	184.35	186	192	185.6
Hindustan Zinc Ltd.	Metal	HINDZINC	O=H		316.3	-2.8	-0.88%	319.1	320	320	314.5
JSW Steel Ltd.	Metal	JSWSTEEL			865.1	17.7	2.09%	847.4	854.05	870.55	851.6
Jindal Stainless Ltd.	Metal	JSL			543	-5	-0.91%	548	550	569.75	535
Jindal Steel & Power Ltd.	Metal	JINDALSTEL			723.7	-11.65	-1.58%	735.35	740	745.45	721.8
MOIL Ltd.	Metal	MOIL			309.9	-3.45	-1.10%	313.35	315	316.8	308
National Aluminium Co. Ltd.	Metal	NATIONALUM			110.45	6.2	5.95%	104.25	107	113.7	106.7
Ratnamani Metals & Tubes Ltd.	Metal	RATNAMANI	O=L		3483.85	110.45	3.27%	3373.4	3381.95	3578.6	3381.95
Steel Authority of India Ltd.	Metal	SAIL			111.35	0.4	0.36%	110.95	111.25	113.35	109.4
Tata Steel Ltd.	Metal	TATASTEEL			136.55	4.55	3.45%	132	133.4	136.75	133
Vedanta Ltd.	Metal	VEDL			257	2.35	0.92%	254.65	258.55	259.85	255.65
Welspun Corp Ltd.	Metal	WELCORP			532	-1.35	-0.25%	533.35	535.75	543.45	527.55
Abbott India Ltd.	Pharma	ABBOTINDIA			22689	-53	-0.23%	22742	22742	22841.05	22610
Alkem Laboratories Ltd.	Pharma	ALKEM			4943.4	86.2	1.77%	4857.2	4880.8	5009.85	4791.55
Aurobindo Pharma Ltd.	Pharma	AUOPHARMA			1031.65	-13.7	-1.31%	1045.35	1050.1	1050.35	1023.1
Biocon Ltd.	Pharma	BIOCON	O=H		251.2	3.15	1.27%	248.05	254.95	254.95	249.25

Cipla Ltd.	Pharma	CIPLA		1205.15	0.5	0.04%	1204.65	1215	1217.6	1202.85
Divi's Laboratories Ltd.	Pharma	DIVISLAB		3706	22.8	0.62%	3683.2	3700	3720.3	3679.05
Dr. Reddy's Laboratories Ltd.	Pharma	DRREDDY		5603.8	30.45	0.55%	5573.35	5600	5615	5542
Gland Pharma Ltd.	Pharma	GLAND	O=H	1816	-13.55	-0.74%	1829.55	1846	1846	1790.05
Glaxosmithkline Pharmaceuticals Ltd.	Pharma	GLAXO		1773.25	27.15	1.55%	1746.1	1746.1	1778.95	1746.05
Glenmark Pharmaceuticals Ltd.	Pharma	GLENMARK		825.5	-3.55	-0.43%	829.05	830	834.9	818
Granules India Ltd.	Pharma	GRANULES	O=L	390.4	3.8	0.98%	386.6	387	395.55	387
Ipca Laboratories Ltd.	Pharma	IPCALAB		1117	12.6	1.14%	1104.4	1109.65	1120.4	1092.45
Laurus Labs Ltd.	Pharma	LAURUSLABS		386.4	0.85	0.22%	385.55	386	388.8	384
Lupin Ltd.	Pharma	LUPIN		1250	-6.35	-0.51%	1256.35	1260	1265.15	1243
NATCO Pharma Ltd.	Pharma	NATCOPHARM		775.5	10.35	1.35%	765.15	769.2	777.95	768
Pfizer Ltd.	Pharma	PFIZER		4206.5	47.55	1.14%	4158.95	4160.05	4215.05	4125
Sanofi India Ltd.	Pharma	SANOFI		7951	-133.55	-1.65%	8084.55	8126.05	8205	7922.35
Sun Pharmaceutical Industries Ltd.	Pharma	SUNPHARMA		1239	7.7	0.63%	1231.3	1241	1246.5	1233
Torrent Pharmaceuticals Ltd.	Pharma	TORNTPHARM		2100	-3.4	-0.16%	2103.4	2107.45	2110	2074.35
Zydus Lifesciences Ltd.	Pharma	ZYDUSLIFE		646.5	2.7	0.42%	643.8	647	650.55	642.35
Brigade Enterprises Ltd.	Realty	BRIGADE		853.95	2.1	0.25%	851.85	855	917.3	837.85
DLF Ltd.	Realty	DLF		704.4	4.9	0.70%	699.5	700	709	695
Godrej Properties Ltd.	Realty	GODREJPROP		2046.95	-14.5	-0.70%	2061.45	2069	2075.5	2029.55
Indiabulls Real Estate Ltd.	Realty	IBREALEST		87.4	0.15	0.17%	87.25	87.95	89.5	87.05
Macrotech Developers Ltd.	Realty	LODHA	O=H	933	-7.85	-0.83%	940.85	945	945	922.05
Oberoi Realty Ltd.	Realty	OBEROIRLTY		1481	-8.35	-0.56%	1489.35	1499.95	1502.55	1469.8
Phoenix Mills Ltd.	Realty	PHOENIXLTD		2295	-66.35	-2.81%	2361.35	2370	2412.65	2262
Prestige Estates Projects Ltd.	Realty	PRESTIGE		1113	-51.6	-4.43%	1164.6	1164.9	1169.6	1105
Sobha Ltd.	Realty	SOBHA		1018.5	13.3	1.32%	1005.2	1015.7	1032	1013.15
Sunteck Realty Ltd.	Realty	SUNTECK		476.75	1.6	0.34%	475.15	475.05	483.95	473.35
Amber Enterprises India Ltd.	Consumer Durat	AMBER		3320.1	204.65	6.57%	3115.45	3184	3388	3177.35
Bata India Ltd.	Consumer Durat	BATAINDIA		1650.15	-2.1	-0.13%	1652.25	1657	1680	1639.25
Blue Star Ltd.	Consumer Durat	BLUESTARCO		967	-27.1	-2.73%	994.1	997.85	1001.05	952.9
Crompton Greaves Consumer Electricals Ltd.	Consumer Durat	CROMPTON		289.6	-2.3	-0.79%	291.9	293.35	293.4	287.55
Dixon Technologies (India) Ltd.	Consumer Durat	DIXON		6330	21.95	0.35%	6308.05	6371.2	6404	6303
Havells India Ltd.	Consumer Durat	HAVELLS		1328.4	-5.25	-0.39%	1333.65	1335.15	1344.95	1327.05
Kajaria Ceramics Ltd.	Consumer Durat	KAJARIACER		1371.45	4.8	0.35%	1366.65	1373.8	1380	1360.5
Orient Electric Ltd.	Consumer Durat	ORIENTELEC		217	-0.9	-0.41%	217.9	218.9	220	215.9
Rajesh Exports Ltd.	Consumer Durat	RAJESHXPO		373	22.6	6.45%	350.4	353	374.2	351.15
Relaxo Footwears Ltd.	Consumer Durat	RELAXO		910.05	0.05	0.01%	910	910	922.55	908.55
TTK Prestige Ltd.	Consumer Durat	TTKPRESTIG	O=H	750.25	-8.15	-1.07%	758.4	760	760	747
Titan Company Ltd.	Consumer Durat	TITAN	O=H	3601.25	9.85	0.27%	3591.4	3615	3615	3584.8
V-Guard Industries Ltd.	Consumer Durat	VGUARD		292.6	-1.2	-0.41%	293.8	294.15	295.6	292.3
Voltas Ltd.	Consumer Durat	VOLTAS		862	9.2	1.08%	852.8	856.9	869.9	854.9
Whirlpool of India Ltd.	Consumer Durat	WHIRLPOOL		1349.5	13.75	1.03%	1335.75	1347.85	1357.35	1341.1
Adani Total Gas Ltd.	Oil & Gas	ATGL		1044.85	-6.7	-0.64%	1051.55	1070	1085	1035.05
Aegis Logistics Ltd.	Oil & Gas	AEGISCHEM		369.7	-16.25	-4.21%	385.95	385.95	386.2	368.05
Bharat Petroleum Corporation Ltd.	Oil & Gas	BPCL		448	2.3	0.52%	445.7	445	453.45	442.2
Castrol India Ltd.	Oil & Gas	CASTROLIND		145.85	-2.4	-1.62%	148.25	149.75	152.3	145.05
GAIL (India) Ltd.	Oil & Gas	GAIL		145.8	0.25	0.17%	145.55	147	149.15	145
Gujarat Gas Ltd.	Oil & Gas	GUJGASLTD		449.25	7.4	1.67%	441.85	445	453.65	443.15

Gujarat State Petronet Ltd.	Oil & Gas	GSPL			289	-4.5	-1.53%	293.5	292.35	298.5	287.7
Hindustan Petroleum Corporation Ltd.	Oil & Gas	HINDPETRO			384.9	9.2	2.45%	375.7	368	392.75	366.55
Indian Oil Corporation Ltd.	Oil & Gas	IOC			123.85	3.75	3.12%	120.1	120.3	124.95	119.65
Indraprastha Gas Ltd.	Oil & Gas	IGL	O=H		400.5	2.25	0.56%	398.25	405	405	398.8
Mahanagar Gas Ltd.	Oil & Gas	MGL			1180.25	5.8	0.49%	1174.45	1179.5	1184.9	1159.15
Oil & Natural Gas Corporation Ltd.	Oil & Gas	ONGC			200.7	4.75	2.42%	195.95	197.25	201.95	196.85
Oil India Ltd.	Oil & Gas	OIL			320.85	-3.55	-1.09%	324.4	325.05	330.5	319.75
Petronet LNG Ltd.	Oil & Gas	PETRONET			214	1.9	0.90%	212.1	214.1	216.2	213.25
Reliance Industries Ltd.	Oil & Gas	RELIANCE			2492	27.85	1.13%	2464.15	2478	2500	2470.05

Top 15 Bearish Stocks | Sell !!! Sell !! Sell!!

Symbol	Sector	O=H	Per %	LTP	OPEN	HIGH	LOW	for STBT sell after 3 pm			
360ONE	Financial Services	O=H	-6.47%	661.7 (-45.8)	714.45	714.45	660				
MOTILALOFS	Financial Services		-4.99%	1207.95 (-63.5)	1270	1272.2	1205.05				
PRESTIGE	Realty		-4.43%	1113 (-51.6)	1164.9	1169.6	1105				
KFINTECH	Financial Services		-4.29%	509 (-22.8)	518	524	482.85				
MFSL (F&O)	Financial Services		-4.25%	975 (-43.3)	1025	1029.2	968.75				
AEGISCHEM	Oil Gas & Fuels		-4.21%	369.7 (-16.25)	385.95	386.2	368.05				
WABAG	Utilities		-3.93%	633.95 (-25.95)	662	662.05	629.15				
JSWENERGY	Power		-3.77%	434 (-17)	453	454.85	432				
DELHIVERY	Services	O=H	-3.45%	356.6 (-12.75)	373.8	373.8	354.2				
AHLUCONT	Construction		-3.38%	836.4 (-29.3)	871.85	872.55	823.8				
SOMANYCERA	Consumer Durables		-3.20%	737 (-24.4)	740	744.65	715.6				
AGI	Capital Goods	O=H	-3.12%	861.75 (-27.75)	897.9	897.9	854.75				
CREDITACC	Financial Services		-3.10%	1700 (-54.45)	1765	1768.35	1693.05				
CDSL	Financial Services		-2.94%	1890 (-57.2)	1952	1957.5	1883.05				
SAFARI	Consumer Durables		-2.86%	2141 (-63.05)	2204.05	2211.55	2078.5				

Top 15 Bullish Stocks | Buy !!! Buy !!! Buy !!!

Symbol	Sector	O=L	Per %	LTP	OPEN	HIGH	LOW	for BTST buy after 3 pm			
KIRIINDUS	Chemicals		19.99%	351.7 (58.6)	294.35	351.7	293				
ZENSARTECH	Information Technology		11.41%	596 (61.05)	538.1	606.1	537.95				
JKIL	Construction		10.03%	483.9 (44.1)	442.85	489.95	441.1				
JUBLPHARMA	Healthcare		8.30%	498.65 (38.2)	465	522.85	462.85				
AETHER	Chemicals		7.61%	910.3 (64.35)	853.9	922.8	850				
MASTEK	Information Technology		7.14%	2760 (184)	2598.45	2760	2563.55				
ARVIND	Textiles		7.09%	246.9 (16.35)	235.25	252.9	234.5				
RAJESHEXPO	Consumer Durables		6.45%	373 (22.6)	353	374.2	351.15				
SOTL	Oil Gas & Fuels		5.61%	354 (18.8)	337.95	362.7	334.35				
HCLTECH (F&O)	Information Tech	O=L	5.59%	1493.65 (79.05)	1422	1497	1422				
TITAGARH	Capital Goods	O=L	5.38%	1062.2 (54.2)	1018	1074	1018				
MMFL	Capital Goods		5.24%	922 (45.9)	870.4	944.95	868.35				
BALAMINES	Chemicals	O=L	5.22%	2340.5 (116.2)	2224.95	2390	2224.95				
GPIL	Capital Goods	O=L	5.19%	720 (35.5)	687.05	725.8	687.05				
TMB	Financial Services		5.07%	532.4 (25.7)	509.2	535	505.1				

www.oideer.com

Tool Subscription Link:

<https://www.oideer.com/subscription-plan/>

1 Day Expiry Spacial Tool Link free to all (Activated only on Expiry Day):

<https://www.oideer.com/oidata-sheet/>

Daily Oi Report (PDF):

<https://www.oideer.com/pdf/>

Learning Videos:

<https://www.oideer.com/training-videos/>

FII-DII Data (Participant wise data):

<https://www.oideer.com/fii-dii-data/>