

13-Dec-2023 Participant Wise OI		14-Dec-2023 Participant Wise OI	
Contracts		Contracts	Change
FII Net Index Future OI	38695	FII Net Index Future OI	35363 -3332
DII Net Index Future OI	17882	DII Net Index Future OI	26632 8750
Pro Net Index Future OI	-28461	Pro Net Index Future OI	-19007 9454
Retail Net Index Future OI	-28116	Retail Net Index Future OI	-42988 -14872

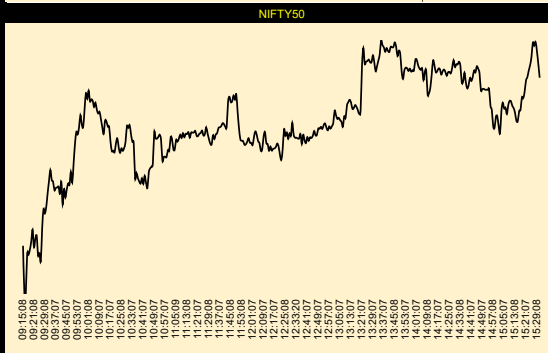
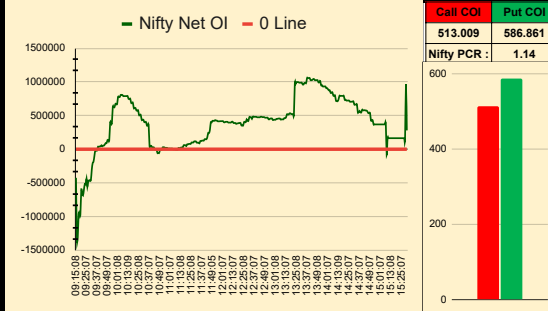


NIFTY50		India VIX 12.32	BANK NIFTY	
Current Expiry	2023-12-21		Current Expiry	2023-12-20
Nifty Prev. Cl	20,926.35		BN Prev. Cl	47,092.25
Nifty50 Open	21,110.40	184.05	BN Open	47,567.65
Nifty50 High	21,210.90		BN High	47,943.60
Nifty50 Low	21,074.45		BN Low	47,510.85
Nifty50 Spot LTP	21,182.70	72.30	BN Spot LTP	47,732.30
Nifty50 VWAP Diff	73.17	Bullish	BN VWAP Diff	81.44
				Bullish
Nifty Expected Day High	21,246.50	35.60	BN Expected Day High	47,874.40
Nifty Expected Day Low	20,974.30	100.15	BN Expected Day Low	47,260.90
Max Call OI (Resistance)	21500	68,736	Max Call OI (Resistance)	48000
Max Put OI (Support)	21100	103,361	Max Put OI (Support)	47000
Nifty50 SRR is	Bullish	1.5	Bank Nifty SRR is	Bearish
SRR Says 21100 Strike is Strong Support			SRR Says 48000 Strike is Strong Resistance	

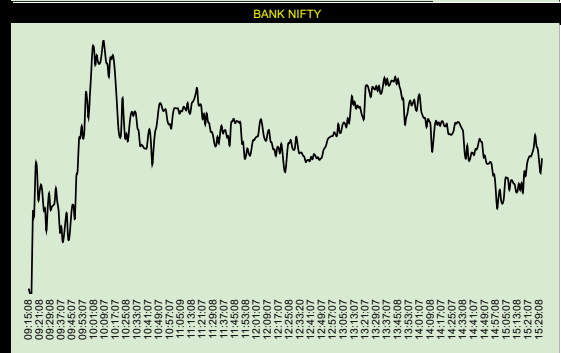
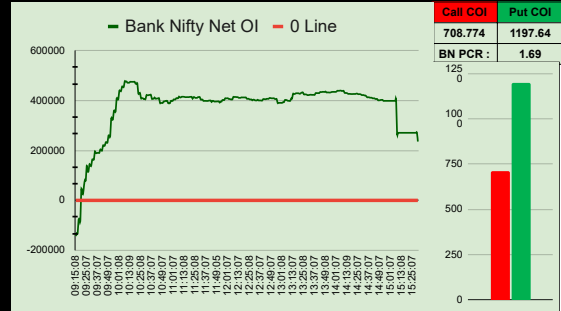
CALL COI	PCR	PUT COI	CALL COI	PCR	PUT COI
63124	5.44	343093	232847	2.72	634322
Price Action	NET OI	VWAP Diff	Price Action	NET OI	VWAP Diff
Bullish	Bullish	73.17	Bullish	Bullish	81.44

Global Markets					
US	US	Canada	LONDON	JAPAN	CHINA
Dow Jones	Nasdaq	S&P/TSX	FTSE 100	Nikkei 225	Hang Seng
37,248.35	14,761.56	20,778.80	7,648.98	33,110.50	16,846.00
+158.11(0.43%)	+27.59(0.19%)	+149.35(0.72%)	+100.54(1.33%)	+424.25(1.3%)	+479.00(2.93%)


15-Dec-2023 07:49:40 OIDeer.com					
Strike	Open Interest	Strike	Open Interest	Strike	Open Interest
Call Writer (OTM)	21350	16303	Call Writer (OTM)	48000	193970
Call Writer (OTM)	21300	60477	Call Writer (OTM)	47900	70086
Call Writer (OTM)	21250	22219	Call Writer (OTM)	47800	74059
Call Writer (ATM)	21200	60133	Call Writer (ATM)	47700	59584
Call Writer (ATM)	Total	159132	Call Writer (ATM)	Total	397699
Put Writer (ATM)	21200	72582	Put Writer (ATM)	47700	82168
Put Writer (OTM)	21150	39530	Put Writer (OTM)	47600	62539
Put Writer (OTM)	21100	103361	Put Writer (OTM)	47500	119641
Put Writer (OTM)	21050	21791	Put Writer (OTM)	47400	44563
Put Writer (OTM)	Total	237264	Put Writer (OTM)	Total	308911





Top 15 Bearish Stocks Sell !!! Sell !!! Sell !!!						for STBT sell after 3 pm			
#	Symbol	Sector	O=H	LTP	OPEN	HIGH	LOW		
1	CENTURYTEX	Forest Materials	O=H	1225 (-64.4)	1300.1	1310.8	1220.2		
2	NAM-INDIA	Financial Services	O=H	442.8 (-16.85)	459.65	461.5	440		
3	MAHSEAMLES	Capital Goods	O=H	943.8 (-35.2)	987.8	989.8	938		
4	MFSL (F&O)	Financial Services	O=H	1023.5 (-33.35)	1067.5	1067.5	1011		
5	CCL	FMCG	O=H	635 (-17.7)	652.9	660	634.25		
6	MANYAVAR	Consumer Service	O=H	1340 (-36.25)	1383	1385.05	1331.7		
7	AEGISCHEM	Oil Gas & Fuels	O=H	384.6 (-10.1)	395.45	396	384.3		
8	MSTCLTD	Services	O=H	500 (-13.05)	520.55	521.85	487.45		
9	LUXIND	Textiles	O=H	1298.05 (-33.3)	1337.9	1343.95	1298.05		
10	VIPIND	Consumer Durable	O=H	637 (-16.15)	665	667.8	636.5		
11	MAXHEALTH	Healthcare	O=H	705.1 (-17.8)	727.9	728	700.6		
12	RADICO	FMCG	O=H	1652.9 (-41.45)	1715	1715	1630		
13	ZEEL (F&O)	Media Ent & Publica	O=H	278 (-6.55)	286.95	288	259.1		
14	BLS	Consumer Service	O=H	307.5 (-6.85)	316.25	319.65	306		
15	SCHNEIDER	Capital Goods	O=H	428 (-9.5)	443.9	443.95	423.7		





Top 15 Bullish Stocks Buy !!! Buy !!! Buy !!!						for BTST buy after 3 pm			
#	Symbol	Sector	O=L	LTP	OPEN	HIGH	LOW		
1	SWANENERGY	Realty	O=L	505.4 (40.75)	467.7	506	464.05		
2	SONATSFTW	Information Technol	O=L	778.65 (55.15)	732	804	732		
3	MPHASIS (F&O)	Information Technol	O=L	2609.9 (184.25)	2461.1	2620	2460.25		
4	M&MFIN (F&O)	Financial Services	O=L	291.25 (19.55)	273.7	291.8	273.1		
5	GUSTOWER (F&O)	Information Technol	O=L	200.85 (12.95)	189.8	202.75	187.9		
6	MASTEK	Information Technol	O=L	2585 (168.35)	2440	2895	2434.95		
7	CYIENT	Information Technol	O=L	2115 (131.55)	2005	2180.9	2005		
8	SHIRAMFIN (F&O)	Financial Services	O=L	2124.95 (129.65)	2006	2130	2005.1		
9	DRJPROP (F&O)	Realty	O=L	2055.4 (121.3)	1953	2072	1948.9		
10	FUSION	Financial Services	O=L	596.8 (34.05)	591	606.85	587.15		
11	TARSONS	Healthcare	O=L	498.25 (28.25)	472	504	468.45		
12	PGEL	Consumer Durable	O=L	2460 (137.25)	2334.75	2471.65	2330.05		
13	KFINTECH	Financial Services	O=L	533.5 (29.75)	519	547	513.35		
14	KIRLOSROS	Capital Goods	O=L	948.3 (51)	892.55	949.7	892.55		
15	ADANIGREEN	Power	O=L	1504 (76.3)	1435.95	1535	1435.95		


Nifty ATM		Current Expiry	Exp High : 21,246.50	35.60	Not Break	Resistanc	21500	BN ATM	Friday		Exp High : 47,874.40	-69.20	Breakout	Resistanc	48000		
21200		2023-12-21	Exp Low : 20,974.30	100.15	Not Break	Support	21100	47700			Exp Low : 47,260.90	249.95	Not Break	Support	47000		
Time	NET Oi	+▲-▼	Net Oi Signal	Price Action Signal	VWAP Diff	Strike	Nifty PCR	Nifty LTP	Time	NET Oi	+▲-▼	Net Oi Signal	Price Action Signal	VWAP Diff	Strike	BN PCR	BN LTP
09:15:08	-424909	0	Bearish	Wait	53.06		0.05	21,110.40	09:15:08	-143206	0	Bearish	Wait	91.41		0.48	47,567.65
09:16:07	-1307441	-882532	Bearish	Wait	1.54		0.02	21,087.45	09:16:07	-131261	11945	Bearish	Wait	15.39		0.5	47,559.90
09:16:21	-1307441	0	Bearish	Wait	1.54		0.02	21,087.45	09:16:21	-131261	0	Bearish	Wait	15.39		0.5	47,559.90
09:17:08	-967746	339695	Bearish	Wait	3.80		0.27	21,106.15	09:17:08	-78298	52963	Bearish	Wait	46.28	Buy 47400 CE	0.7	47,674.40
09:17:36	-967746	0	Bearish	Wait	3.80		0.27	21,106.15	09:17:36	-78298	0	Bearish	Wait	46.28		0.7	47,674.40
09:18:07	-967746	0	Bearish	Wait	14.49	Buy 20900 CE	0.27	21,108.50	09:18:07	-78298	0	Bearish	Wait	108.73		0.7	47,743.15
09:19:09	-610173	357573	Bearish	Wait	16.23		0.55	21,112.50	09:19:09	42152	120450	Bullish	Wait	82.52		1.15	47,742.40
09:20:14	-651787	-41614	Bearish	Wait	13.55		0.53	21,118.10	09:20:14	26848	-15304	Bullish	Wait	63.46		1.09	47,696.30
09:21:08	-686697	-34910	Bearish	Wait	11.07		0.52	21,109.70	09:21:08	26848	0	Bullish	Wait	46.08		1.09	47,707.75
09:22:07	-603357	83340	Bearish	Wait	13.04		0.58	21,113.75	09:22:07	58822	31974	Bullish	Wait	72.92		1.2	47,717.95
09:23:07	-519682	83675	Bearish	Wait	9.88		0.67	21,115.10	09:23:07	81648	22826	Bullish	Wait	45.06		1.26	47,707.30
09:24:07	-519682	0	Bearish	Wait	3.29		0.67	21,105.85	09:24:07	81648	0	Bullish	Wait	15.84		1.26	47,681.65
09:25:07	-438235	81447	Bearish	Wait	-0.66		0.72	21,106.80	09:25:07	138219	56571	Bullish	Wait	8.97		1.44	47,682.60
09:26:08	-556739	-118504	Bearish	Bearish	-2.30		0.67	21,103.10	09:26:08	116913	-21306	Bullish	Bullish	0.28		1.35	47,651.55
09:27:07	-474853	81886	Bearish	Bullish	-0.31		0.72	21,118.80	09:27:07	117251	338	Bullish	Bullish	14.72		1.35	47,684.85
09:28:07	-469584	5269	Bearish	Bullish	17.09		0.73	21,127.95	09:28:07	144256	27005	Bullish	Bullish	63.38		1.42	47,705.50
09:29:08	-457691	11893	Bearish	Bullish	18.75		0.75	21,125.85	09:29:08	139032	-5224	Bullish	Bullish	28.66		1.39	47,681.85
09:30:08	-457691	0	Bearish	Bullish	21.71		0.75	21,129.05	09:30:08	139032	0	Bullish	Bullish	31.20		1.39	47,686.05
09:31:12	-304598	153093	Bearish	Bullish	24.31		0.83	21,135.50	09:31:12	162028	22996	Bullish	Bearish	34.04		1.45	47,688.00
09:32:07	-208651	95947	Bearish	Bullish	24.16		0.88	21,141.30	09:32:07	164694	2666	Bullish	Bearish	24.39		1.46	47,691.95
09:33:07	-184176	24475	Bearish	Bullish	32.34		0.89	21,146.55	09:33:07	164807	113	Bullish	Bullish	36.57		1.46	47,712.65
09:34:08	-101090	83086	Bearish	Bullish	29.31		0.94	21,141.85	09:34:08	195409	30602	Bullish	Bearish	31.71		1.53	47,692.95
09:35:15	-16777	84313	Bearish	Bullish	29.70		0.99	21,140.95	09:35:15	189406	-6003	Bullish	Bearish	17.39		1.51	47,680.40
09:36:07	-16777	0	Bearish	Bullish	27.22		0.99	21,136.90	09:36:07	189406	0	Bullish	Bearish	-8.79		1.51	47,648.80
09:37:07	-18963	-2186	Bearish	Bullish	20.95		0.99	21,138.05	09:37:07	190333	927	Bullish	Bearish	-4.50		1.5	47,657.25
09:38:09	34272	53235	Bullish	Bullish	20.62		1.02	21,138.20	09:38:09	190333	0	Bullish	Bearish	-18.41	Buy 47900 PE	1.5	47,635.00
09:39:08	34272	0	Bullish	Bullish	22.29		1.02	21,138.60	09:39:08	190969	636	Bullish	Bearish	-9.48		1.5	47,645.35
09:40:08	41148	6876	Bullish	Bullish	24.38		1.02	21,135.20	09:40:08	203867	12898	Bullish	Bearish	-3.32		1.53	47,664.50
09:41:09	41148	0	Bullish	Bullish	23.93		1.02	21,141.05	09:41:09	200674	-3193	Bullish	Bearish	19.34	Buy 47400 CE	1.51	47,676.20
09:42:09	57120	15972	Bullish	Bullish	22.56		1.03	21,130.10	09:42:09	200448	-226	Bullish	Bearish	10.98		1.51	47,640.35
09:43:08	43544	-13576	Bullish	Bullish	13.73		1.02	21,137.55	09:43:08	219420	18972	Bullish	Bearish	-8.55		1.55	47,642.90
09:44:08	54796	11252	Bullish	Bearish	21.86		1.03	21,133.45	09:44:08	219541	121	Bullish	Bearish	13.08		1.55	47,666.95
09:45:07	54796	0	Bullish	Bearish	17.15		1.03	21,137.30	09:45:07	219541	0	Bullish	Bearish	22.70		1.55	47,687.00
09:46:07	72629	17833	Bullish	Bearish	21.53		1.04	21,140.15	09:46:07	232316	12775	Bullish	Bearish	29.73		1.58	47,686.95
09:47:11	92277	19648	Bullish	Bearish	19.79		1.05	21,139.60	09:47:11	232445	129	Bullish	Bearish	16.67		1.58	47,669.40
09:48:07	92277	0	Bullish	Bullish	18.70		1.05	21,145.70	09:48:07	232445	0	Bullish	Bullish	48.86		1.58	47,728.20


Nifty ATM		Current Expiry	Exp High : 21,246.50	35.60	Not Break	Resistanc	21500	BN ATM	Friday		Exp High : 47,874.40	-69.20	Breakout	Resistanc	48000		
21200		2023-12-21	Exp Low : 20,974.30	100.15	Not Break	Support	21100	47700			Exp Low : 47,260.90	249.95	Not Break	Support	47000		
Time	NET Oi	+▲-▼	Net Oi Signal	Price Action Signal	VWAP Diff	Strike	Nifty PCR	Nifty LTP	Time	NET Oi	+▲-▼	Net Oi Signal	Price Action Signal	VWAP Diff	Strike	BN PCR	BN LTP
09:49:07	136371	44094	Bullish	Bullish	20.70		1.07	21,140.60	09:49:07	258714	26269	Bullish	Bullish	72.78		1.65	47,738.10
09:50:08	136371	0	Bullish	Bullish	24.04		1.07	21,149.80	09:50:08	258714	0	Bullish	Bullish	104.79		1.65	47,783.30
09:51:07	136371	0	Bullish	Bullish	34.45		1.07	21,158.95	09:51:07	258714	0	Bullish	Bullish	118.05		1.65	47,786.50
09:52:08	390161	253790	Bullish	Bullish	44.66		1.22	21,164.85	09:52:08	325374	66660	Bullish	Bullish	121.01		1.87	47,802.80
09:53:07	390161	0	Bullish	Bullish	46.64		1.22	21,163.60	09:53:07	325374	0	Bullish	Bullish	106.04		1.87	47,784.95
09:54:07	390161	0	Bullish	Bullish	46.63		1.22	21,167.15	09:54:07	325374	0	Bullish	Bullish	117.85		1.87	47,797.40
09:55:09	625163	235002	Bullish	Bullish	51.17		1.37	21,172.80	09:55:09	357962	32588	Bullish	Bullish	171.18		1.97	47,850.55
09:56:07	625163	0	Bullish	Bullish	45.36		1.37	21,168.30	09:56:07	357962	0	Bullish	Bullish	170.25		1.97	47,841.15
09:57:10	625163	0	Bullish	Bullish	47.67		1.37	21,167.15	09:57:10	357962	0	Bullish	Bullish	154.78		1.97	47,815.30
09:58:07	672512	47349	Bullish	Bullish	49.68		1.39	21,175.40	09:58:07	406257	48295	Bullish	Bullish	165.64		2.16	47,846.50
09:59:08	672512	0	Bullish	Bullish	56.58		1.39	21,183.30	09:59:08	406257	0	Bullish	Bullish	198.59		2.16	47,880.60
10:00:08	672512	0	Bullish	Bullish	53.58		1.39	21,180.70	10:00:08	406257	0	Bullish	Bullish	239.93		2.16	47,916.20
10:01:08	776063	103551	Bullish	Bullish	55.04		1.47	21,184.55	10:01:08	438397	32140	Bullish	Bullish	238.63		2.33	47,916.45
10:02:07	776063	0	Bullish	Bullish	47.94		1.47	21,179.45	10:02:07	438397	0	Bullish	Bullish	194.22		2.33	47,891.85
10:03:08	776063	0	Bullish	Bullish	45.91		1.47	21,180.40	10:03:08	438397	0	Bullish	Bullish	204.33		2.33	47,906.00
10:04:07	806165	30102	Bullish	Bullish	49.76		1.47	21,179.60	10:04:07	455305	16908	Bullish	Bullish	242.61		2.35	47,896.25
10:05:07	806165	0	Bullish	Bullish	38.58		1.47	21,176.70	10:05:07	455305	0	Bullish	Bullish	201.67		2.35	47,893.35
10:06:07	806165	0	Bullish	Bullish	39.38		1.47	21,178.80	10:06:07	455305	0	Bullish	Bullish	191.33		2.35	47,898.15
10:07:07	789185	-16980	Bullish	Bullish	37.71		1.45	21,175.40	10:07:07	476404	21099	Bullish	Bullish	205.74		2.41	47,913.25
10:08:07	789185	0	Bullish	Bullish	34.89		1.45	21,173.60	10:08:07	476404	0	Bullish	Bullish	197.96		2.41	47,927.50
10:09:07	789185	0	Bullish	Bullish	38.69		1.45	21,174.40	10:09:07	476404	0	Bullish	Bullish	211.12		2.41	47,913.75
10:10:07	789380	195	Bullish	Bullish	38.03		1.44	21,170.85	10:10:07	471613	-4791	Bullish	Bullish	183.65		2.39	47,895.90
10:11:07	789380	0	Bullish	Bearish	33.07		1.44	21,167.05	10:11:07	471613	0	Bullish	Bullish	159.85		2.39	47,892.75
10:12:08	789380	0	Bullish	Bearish	29.43		1.44	21,163.80	10:12:08	471613	0	Bullish	Bearish	132.27		2.39	47,874.75
10:13:09	748529	-40851	Bullish	Bearish	32.74		1.41	21,170.10	10:13:09	475135	3522	Bullish	Bearish	164.33		2.4	47,901.65
10:14:07	748529	0	Bullish	Bearish	37.56		1.41	21,169.85	10:14:07	475135	0	Bullish	Bearish	163.03		2.4	47,900.40
10:15:07	748529	0	Bullish	Bearish	34.14		1.41	21,167.40	10:15:07	475135	0	Bullish	Bullish	161.20		2.4	47,905.95
10:16:07	688891	-59638	Bullish	Bearish	30.53		1.37	21,167.20	10:16:07	475078	-57	Bullish	Bearish	143.86		2.38	47,892.45
10:17:07	688891	0	Bullish	Bearish	33.97		1.37	21,160.10	10:17:07	475078	0	Bullish	Bearish	137.75		2.38	47,865.55
10:18:07	688891	0	Bullish	Bearish	22.91		1.37	21,155.60	10:18:07	475078	0	Bullish	Bearish	104.77		2.38	47,833.65
10:19:08	611567	-77324	Bullish	Bearish	19.12		1.32	21,155.80	10:19:08	467662	-7416	Bullish	Bearish	47.01		2.36	47,800.50
10:20:08	611567	0	Bullish	Bearish	18.43		1.32	21,155.10	10:20:08	467662	0	Bullish	Bearish	54.03		2.36	47,787.10
10:21:11	611567	0	Bullish	Bearish	21.35		1.32	21,159.45	10:21:11	467662	0	Bullish	Bearish	41.53		2.36	47,793.30
10:22:07	575520	-36047	Bullish	Bearish	23.95		1.29	21,161.70	10:22:07	429259	-38403	Bullish	Bearish	57.76		2.26	47,843.00
10:23:08	575520	0	Bullish	Bearish	22.74		1.29	21,157.35	10:23:08	429259	0	Bullish	Bearish	64.13		2.26	47,813.30
10:24:08	575520	0	Bullish	Bearish	20.92		1.29	21,154.80	10:24:08	429259	0	Bullish	Bearish	17.23		2.26	47,785.20


Nifty ATM		Current Expiry	Exp High : 21,246.50	35.60	Not Break	Resistanc	21500	BN ATM	Friday		Exp High : 47,874.40	-69.20	Breakout	Resistanc	48000		
21200		2023-12-21	Exp Low : 20,974.30	100.15	Not Break	Support	21100	47700			Exp Low : 47,260.90	249.95	Not Break	Support	47000		
Time	NET Oi	+▲-▼	Net Oi Signal	Price Action Signal	VWAP Diff	Strike	Nifty PCR	Nifty LTP	Time	NET Oi	+▲-▼	Net Oi Signal	Price Action Signal	VWAP Diff	Strike	BN PCR	BN LTP
10:25:08	507844	-67676	Bullish	Bearish	22.83		1.25	21,156.95	10:25:08	409425	-19834	Bullish	Bearish	40.39		2.17	47,791.80
10:26:07	507844	0	Bullish	Bearish	24.34		1.25	21,155.75	10:26:07	409425	0	Bullish	Bearish	36.16		2.17	47,780.90
10:27:08	507844	0	Bullish	Bearish	20.63		1.25	21,157.20	10:27:08	409425	0	Bullish	Bearish	38.74		2.17	47,800.60
10:28:07	437750	-70094	Bullish	Bearish	23.85		1.21	21,160.00	10:28:07	405960	-3465	Bullish	Bearish	55.18		2.15	47,817.80
10:29:08	437750	0	Bullish	Bullish	29.31		1.21	21,167.55	10:29:08	405980	20	Bullish	Bearish	70.54		2.15	47,823.70
10:30:08	437750	0	Bullish	Bullish	28.28		1.21	21,166.80	10:30:08	405980	0	Bullish	Bearish	69.37		2.15	47,818.00
10:31:07	403269	-34481	Bullish	Bullish	30.19		1.19	21,168.05	10:31:07	421244	15264	Bullish	Bearish	68.10		2.2	47,824.10
10:32:08	403269	0	Bullish	Bullish	29.72		1.19	21,163.65	10:32:08	421244	0	Bullish	Bullish	63.09		2.2	47,820.05
10:33:07	403269	0	Bullish	Bullish	23.58		1.19	21,160.15	10:33:07	421244	0	Bullish	Bullish	47.18		2.2	47,800.85
10:34:07	352551	-50718	Bullish	Bearish	23.01		1.16	21,159.20	10:34:07	422539	1295	Bullish	Bullish	40.33		2.19	47,795.20
10:35:07	352551	0	Bullish	Bearish	6.80		1.16	21,142.80	10:35:07	422539	0	Bullish	Bearish	4.05		2.19	47,774.75
10:36:08	352551	0	Bullish	Bearish	14.63		1.16	21,145.10	10:36:08	422539	0	Bullish	Bearish	30.81		2.19	47,775.90
10:37:07	50340	-302211	Bullish	Bearish	10.64		1.02	21,142.80	10:37:07	407368	-15171	Bullish	Bearish	28.67		2.13	47,774.00
10:38:07	50340	0	Bullish	Bearish	8.50		1.02	21,141.10	10:38:07	407362	-6	Bullish	Bearish	15.49		2.13	47,770.85
10:39:08	50340	0	Bullish	Bearish	9.22		1.02	21,140.10	10:39:08	407362	0	Bullish	Bearish	16.10		2.13	47,770.35
10:40:07	26654	-23686	Bullish	Bearish	10.14		1.01	21,142.65	10:40:07	412167	4805	Bullish	Bearish	13.51		2.15	47,771.90
10:41:07	26654	0	Bullish	Bearish	5.18		1.01	21,139.90	10:41:07	407678	-4489	Bullish	Bearish	20.19		2.12	47,790.30
10:42:08	26654	0	Bullish	Bearish	6.41		1.01	21,143.85	10:42:08	407678	0	Bullish	Bearish	29.96		2.12	47,797.90
10:43:08	-3999	-30653	Bearish	Bearish	6.54		1	21,140.45	10:43:08	408535	857	Bullish	Bearish	27.66		2.12	47,779.75
10:44:07	-3999	0	Bearish	Bearish	7.92		1	21,138.00	10:44:07	408529	-6	Bullish	Bearish	-9.19		2.12	47,747.20
10:45:07	-3999	0	Bearish	Bearish	8.06		1	21,145.40	10:45:07	408529	0	Bullish	Bearish	3.51		2.12	47,771.55
10:46:10	-55210	-51211	Bearish	Bearish	7.25		0.98	21,147.40	10:46:10	390418	-18111	Bullish	Bearish	8.44		2.06	47,793.65
10:47:07	-55210	0	Bearish	Bearish	13.35		0.98	21,148.20	10:47:07	390419	1	Bullish	Bullish	34.04		2.06	47,801.45
10:48:08	-55210	0	Bearish	Bullish	13.50		0.98	21,149.90	10:48:08	390419	0	Bullish	Bullish	55.77		2.06	47,816.75
10:49:07	-8033	47177	Bearish	Bullish	20.29		1	21,164.55	10:49:07	390419	0	Bullish	Bullish	47.61		2.06	47,832.90
10:50:09	-8033	0	Bearish	Bullish	24.13		1	21,161.85	10:50:09	396407	5988	Bullish	Bullish	49.16		2.07	47,836.30
10:51:08	-8033	0	Bearish	Bullish	21.81		1	21,161.55	10:51:08	396407	0	Bullish	Bullish	54.85		2.07	47,831.40
10:52:08	27153	35186	Bullish	Bullish	21.05		1.01	21,162.45	10:52:08	398527	2120	Bullish	Bullish	40.60		2.07	47,825.00
10:53:08	27529	376	Bullish	Bullish	21.01		1.01	21,163.45	10:53:08	398527	0	Bullish	Bullish	46.22		2.07	47,826.30
10:54:07	27529	0	Bullish	Bullish	26.93		1.01	21,160.95	10:54:07	398527	0	Bullish	Bullish	53.26		2.07	47,826.65
10:55:08	19966	-7563	Bullish	Bullish	19.18		1.01	21,151.00	10:55:08	389580	-8947	Bullish	Bullish	29.36		2.02	47,812.35
10:56:07	19966	0	Bullish	Bullish	14.85		1.01	21,152.80	10:56:07	389580	0	Bullish	Bullish	22.42		2.02	47,805.60
10:57:07	19966	0	Bullish	Bullish	13.53		1.01	21,152.95	10:57:07	389580	0	Bullish	Bullish	30.66		2.02	47,805.70
10:58:08	10373	-9593	Bullish	Bullish	13.60		1	21,152.75	10:58:08	398646	9066	Bullish	Bullish	24.16		2.04	47,799.60
10:59:07	10373	0	Bullish	Bullish	17.96		1	21,156.10	10:59:07	398637	-9	Bullish	Bullish	44.41		2.04	47,817.80
11:00:07	10373	0	Bullish	Bullish	16.43		1	21,155.75	11:00:07	398637	0	Bullish	Bullish	48.58		2.04	47,828.05


Nifty ATM		Current Expiry	Exp High : 21,246.50	35.60	Not Break	Resistanc	21500	BN ATM	Friday		Exp High : 47,874.40	-69.20	Breakout	Resistanc	48000		
21200		2023-12-21	Exp Low : 20,974.30	100.15	Not Break	Support	21100	47700			Exp Low : 47,260.90	249.95	Not Break	Support	47000		
Time	NET Oi	+▲-▼	Net Oi Signal	Price Action Signal	VWAP Diff	Strike	Nifty PCR	Nifty LTP	Time	NET Oi	+▲-▼	Net Oi Signal	Price Action Signal	VWAP Diff	Strike	BN PCR	BN LTP
11:01:07	9337	-1036	Bullish	Bullish	18.79		1	21,162.20	11:01:07	404372	5735	Bullish	Bullish	50.93		2.05	47,829.00
11:02:08	9337	0	Bullish	Bearish	18.72		1	21,161.40	11:02:08	404372	0	Bullish	Bearish	48.08		2.05	47,828.55
11:03:07	9337	0	Bullish	Bearish	16.99		1	21,156.50	11:03:07	404372	0	Bullish	Bearish	63.35		2.05	47,828.35
11:04:08	-3419	-12756	Bearish	Bearish	18.57		1	21,156.40	11:04:08	409400	5028	Bullish	Bearish	51.73		2.07	47,821.00
11:05:09	-3419	0	Bearish	Bearish	17.60		1	21,161.00	11:05:09	409399	-1	Bullish	Bullish	48.85		2.07	47,825.05
11:06:08	-3419	0	Bearish	Bearish	16.58		1	21,160.15	11:06:08	409399	0	Bullish	Bearish	51.59		2.07	47,824.55
11:07:07	-10020	-6601	Bearish	Bullish	19.55		1	21,161.55	11:07:07	415881	6482	Bullish	Bullish	61.47		2.08	47,830.95
11:08:08	-10020	0	Bearish	Bullish	18.03		1	21,163.45	11:08:08	412696	-3185	Bullish	Bullish	47.36		2.07	47,829.00
11:09:08	-10020	0	Bearish	Bullish	15.49		1	21,161.90	11:09:08	412699	3	Bullish	Bullish	50.85		2.07	47,826.05
11:10:07	16955	26975	Bullish	Bullish	22.46		1.01	21,164.20	11:10:07	415216	2517	Bullish	Bullish	70.34		2.07	47,836.55
11:11:08	16955	0	Bullish	Bullish	18.01		1.01	21,162.25	11:11:08	415259	43	Bullish	Bullish	64.09		2.07	47,823.70
11:12:10	16955	0	Bullish	Bullish	18.54		1.01	21,163.85	11:12:10	415259	0	Bullish	Bullish	48.69		2.07	47,821.65
11:13:08	25502	8547	Bullish	Bullish	18.78		1.01	21,163.80	11:13:08	414637	-622	Bullish	Bullish	48.04		2.07	47,835.65
11:14:07	25502	0	Bullish	Bullish	20.96		1.01	21,164.65	11:14:07	413702	-935	Bullish	Bullish	53.76		2.07	47,838.70
11:15:07	25502	0	Bullish	Bullish	17.60		1.01	21,162.05	11:15:07	413702	0	Bullish	Bullish	57.14		2.07	47,842.90
11:16:07	58851	33349	Bullish	Bullish	19.62		1.02	21,164.50	11:16:07	413859	157	Bullish	Bullish	65.76		2.06	47,850.35
11:17:07	58851	0	Bullish	Bullish	23.56		1.02	21,164.45	11:17:07	413859	0	Bullish	Bullish	76.31		2.06	47,858.00
11:18:07	58851	0	Bullish	Bullish	21.38		1.02	21,164.55	11:18:07	413859	0	Bullish	Bullish	54.02		2.06	47,834.35
11:19:05	47348	-11503	Bullish	Bullish	15.54		1.02	21,165.30	11:19:05	414729	870	Bullish	Bullish	44.31		2.06	47,834.35
11:20:07	72568	25220	Bullish	Bullish	18.13		1.03	21,162.95	11:20:07	414729	0	Bullish	Bullish	42.41		2.06	47,832.65
11:21:07	72568	0	Bullish	Bearish	16.20		1.03	21,162.80	11:21:07	414729	0	Bullish	Bearish	38.96		2.06	47,813.40
11:22:07	79033	6465	Bullish	Bullish	14.19		1.03	21,163.95	11:22:07	407713	-7016	Bullish	Bearish	32.51		2.03	47,820.85
11:23:09	79033	0	Bullish	Bullish	13.18		1.03	21,164.25	11:23:09	413544	5831	Bullish	Bearish	16.37		2.04	47,805.45
11:24:09	79033	0	Bullish	Bullish	17.35		1.03	21,165.45	11:24:09	413544	0	Bullish	Bearish	27.09		2.04	47,821.35
11:25:08	99573	20540	Bullish	Bearish	16.53		1.04	21,163.10	11:25:08	410841	-2703	Bullish	Bearish	17.91		2.03	47,809.80
11:26:08	99573	0	Bullish	Bearish	16.97		1.04	21,163.70	11:26:08	410841	0	Bullish	Bearish	19.48		2.03	47,806.30
11:27:07	99573	0	Bullish	Bullish	16.39		1.04	21,166.95	11:27:07	410841	0	Bullish	Bearish	9.40		2.03	47,794.95
11:28:08	115967	16394	Bullish	Bullish	15.59		1.05	21,164.15	11:28:08	413767	2926	Bullish	Bearish	11.67		2.04	47,794.00
11:29:08	115967	0	Bullish	Bearish	16.63		1.05	21,161.45	11:29:08	413755	-12	Bullish	Bearish	10.75		2.04	47,786.55
11:30:07	115967	0	Bullish	Bearish	14.52		1.05	21,159.20	11:30:07	413755	0	Bullish	Bearish	-15.74		2.04	47,775.30
11:31:07	97294	-18673	Bullish	Bearish	15.36		1.04	21,158.85	11:31:07	403861	-9894	Bullish	Bearish	-4.23		1.99	47,774.60
11:32:08	97294	0	Bullish	Bearish	13.18		1.04	21,163.20	11:32:08	403861	0	Bullish	Bearish	-10.19		1.99	47,787.35
11:33:07	97294	0	Bullish	Bearish	11.87		1.04	21,161.40	11:33:07	403861	0	Bullish	Bearish	-11.89		1.99	47,777.90
11:34:07	87404	-9890	Bullish	Bullish	15.05		1.03	21,163.55	11:34:07	398798	-5063	Bullish	Bearish	-0.13		1.97	47,793.15
11:35:07	120931	33527	Bullish	Bullish	15.99		1.05	21,164.20	11:35:07	398799	1	Bullish	Bearish	9.76		1.97	47,803.60
11:36:08	120931	0	Bullish	Bullish	17.82		1.05	21,166.65	11:36:08	398799	0	Bullish	Bearish	9.64		1.97	47,792.50


Nifty ATM		Current Expiry	Exp High : 21,246.50	35.60	Not Break	Resistanc	21500	BN ATM	Friday		Exp High : 47,874.40	-69.20	Breakout	Resistanc	48000		
21200		2023-12-21	Exp Low : 20,974.30	100.15	Not Break	Support	21100	47700			Exp Low : 47,260.90	249.95	Not Break	Support	47000		
Time	NET Oi	+▲-▼	Net Oi Signal	Price Action Signal	VWAP Diff	Strike	Nifty PCR	Nifty LTP	Time	NET Oi	+▲-▼	Net Oi Signal	Price Action Signal	VWAP Diff	Strike	BN PCR	BN LTP
11:37:07	127925	6994	Bullish	Bullish	17.47		1.05	21,167.05	11:37:07	398534	-265	Bullish	Bearish	-4.81		1.97	47,796.50
11:38:07	127925	0	Bullish	Bullish	18.79		1.05	21,167.55	11:38:07	398534	0	Bullish	Bearish	8.78		1.97	47,796.30
11:39:08	127925	0	Bullish	Bullish	21.70		1.05	21,168.95	11:39:08	398534	0	Bullish	Bearish	5.88		1.97	47,786.55
11:40:08	148663	20738	Bullish	Bullish	21.18		1.06	21,168.55	11:40:08	399947	1413	Bullish	Bearish	11.26		1.97	47,788.05
11:41:07	148663	0	Bullish	Bullish	17.86		1.06	21,167.25	11:41:07	399988	41	Bullish	Bearish	1.74		1.97	47,774.95
11:42:10	148663	0	Bullish	Bullish	18.83		1.06	21,167.35	11:42:10	399988	0	Bullish	Bullish	9.89		1.97	47,806.15
11:43:07	176771	28108	Bullish	Bullish	26.50		1.07	21,179.10	11:43:07	394427	-5561	Bullish	Bullish	29.94		1.95	47,809.95
11:44:08	240969	64198	Bullish	Bullish	30.28		1.1	21,181.65	11:44:08	398524	4097	Bullish	Bullish	38.05		1.97	47,813.55
11:45:08	240969	0	Bullish	Bullish	30.14		1.1	21,179.10	11:45:08	398524	0	Bullish	Bullish	29.56		1.97	47,807.15
11:46:09	287536	46567	Bullish	Bullish	29.89		1.12	21,179.45	11:46:09	396124	-2400	Bullish	Bullish	34.54		1.97	47,810.20
11:47:08	399091	111555	Bullish	Bullish	31.86		1.17	21,182.20	11:47:08	396128	4	Bullish	Bullish	38.28		1.97	47,809.70
11:48:08	399091	0	Bullish	Bullish	33.41		1.17	21,180.25	11:48:08	396128	0	Bullish	Bullish	41.25		1.97	47,807.75
11:49:05	421810	22719	Bullish	Bullish	31.72		1.18	21,182.85	11:49:05	396584	456	Bullish	Bullish	24.42		1.97	47,806.80
11:50:07	421810	0	Bullish	Bullish	29.55		1.18	21,174.45	11:50:07	396597	13	Bullish	Bearish	19.61		1.97	47,778.65
11:51:08	421810	0	Bullish	Bearish	20.60		1.18	21,166.60	11:51:08	396602	5	Bullish	Bearish	-4.09		1.97	47,778.65
11:52:07	432186	10376	Bullish	Bearish	13.97		1.18	21,161.35	11:52:07	392053	-4549	Bullish	Bearish	-13.28		1.95	47,756.45
11:53:08	425137	-7049	Bullish	Bearish	16.35		1.18	21,160.55	11:53:08	395958	3905	Bullish	Bearish	-13.03		1.96	47,759.70
11:54:07	425137	0	Bullish	Bearish	18.43		1.18	21,160.45	11:54:07	395958	0	Bullish	Bearish	1.98		1.96	47,770.50
11:55:07	414740	-10397	Bullish	Bearish	16.62		1.17	21,158.70	11:55:07	402107	6149	Bullish	Bearish	-4.32		1.97	47,763.55
11:56:06	414740	0	Bullish	Bearish	15.36		1.17	21,158.85	11:56:06	402107	0	Bullish	Bearish	-2.82		1.97	47,760.15
11:57:08	414740	0	Bullish	Bearish	16.58		1.17	21,160.10	11:57:08	402107	0	Bullish	Bearish	7.83		1.97	47,768.65
11:58:07	416650	1910	Bullish	Bearish	20.95		1.17	21,161.80	11:58:07	408935	6828	Bullish	Bearish	17.12		1.99	47,781.55
11:59:09	416650	0	Bullish	Bearish	20.03		1.17	21,159.70	11:59:09	408935	0	Bullish	Bearish	24.41		1.99	47,782.45
12:00:07	416650	0	Bullish	Bearish	19.67		1.17	21,159.50	12:00:07	408935	0	Bullish	Bearish	19.40		1.99	47,786.00
12:01:07	416650	0	Bullish	Bearish	17.46		1.17	21,158.55	12:01:07	409375	440	Bullish	Bearish	27.40		1.99	47,787.70
12:02:07	400518	-16132	Bullish	Bearish	16.60		1.16	21,162.50	12:02:07	406423	-2952	Bullish	Bearish	39.37		1.98	47,789.50
12:03:09	400518	0	Bullish	Bearish	21.28		1.16	21,165.05	12:03:09	406423	0	Bullish	Bullish	54.18		1.98	47,805.45
12:04:07	407027	6509	Bullish	Bearish	22.37		1.17	21,163.35	12:04:07	404645	-1778	Bullish	Bullish	65.39		1.99	47,812.95
12:05:08	407027	0	Bullish	Bearish	23.35		1.17	21,160.40	12:05:08	404645	0	Bullish	Bullish	49.36		1.99	47,804.00
12:06:07	407027	0	Bullish	Bearish	19.33		1.17	21,159.40	12:06:07	404641	-4	Bullish	Bullish	33.03		1.99	47,790.20
12:07:07	396172	-10855	Bullish	Bearish	17.82		1.16	21,155.80	12:07:07	414348	9707	Bullish	Bullish	16.05		2.02	47,783.30
12:08:07	396172	0	Bullish	Bearish	15.70		1.16	21,156.50	12:08:07	414276	-72	Bullish	Bullish	9.24		2.02	47,782.25
12:09:07	396172	0	Bullish	Bullish	18.13		1.16	21,162.45	12:09:07	414346	70	Bullish	Bullish	27.99		2.02	47,793.45
12:10:06	396172	0	Bullish	Bullish	18.13		1.16	21,164.75	12:10:06	414346	0	Bullish	Bullish	27.99		2.02	47,796.85
12:11:08	407814	11642	Bullish	Bearish	22.75		1.16	21,159.55	12:11:08	413608	-738	Bullish	Bullish	23.94		2.02	47,781.60
12:12:06	407814	0	Bullish	Bearish	22.75		1.16	21,158.90	12:12:06	413608	0	Bullish	Bearish	23.94		2.02	47,778.60



Nifty ATM		Current Expiry	Exp High : 21,246.50	35.60	Not Break	Resistanc	21500	BN ATM	Friday		Exp High : 47,874.40	-69.20	Breakout	Resistanc	48000		
21200		2023-12-21	Exp Low : 20,974.30	100.15	Not Break	Support	21100	47700			Exp Low : 47,260.90	249.95	Not Break	Support	47000		
Time	NET Oi	+▲-▼	Net Oi Signal	Price Action Signal	VWAP Diff	Strike	Nifty PCR	Nifty LTP	Time	NET Oi	+▲-▼	Net Oi Signal	Price Action Signal	VWAP Diff	Strike	BN PCR	BN LTP
12:13:07	389462	-18352	Bullish	Bearish	17.12		1.16	21,155.80	12:13:07	411027	-2581	Bullish	Bearish	6.53		2	47,769.65
12:14:07	389462	0	Bullish	Bearish	21.30		1.16	21,157.80	12:14:07	411027	0	Bullish	Bearish	4.86		2	47,768.75
12:15:07	389462	0	Bullish	Bearish	20.29		1.16	21,155.85	12:15:07	411027	0	Bullish	Bearish	3.91		2	47,759.70
12:16:07	376855	-12607	Bullish	Bearish	18.18		1.15	21,156.75	12:16:07	412707	1680	Bullish	Bearish	9.36		2	47,771.80
12:17:07	383404	6549	Bullish	Bearish	17.06		1.15	21,156.90	12:17:07	412499	-208	Bullish	Bearish	2.36		2	47,771.50
12:18:07	383404	0	Bullish	Bearish	18.15		1.15	21,157.65	12:18:07	412518	19	Bullish	Bearish	5.16		2	47,763.55
12:19:07	389078	5674	Bullish	Bearish	19.87		1.15	21,159.25	12:19:07	412518	0	Bullish	Bearish	10.15		2	47,777.25
12:20:07	389078	0	Bullish	Bullish	23.56		1.15	21,157.75	12:20:07	412336	-182	Bullish	Bearish	18.88		1.99	47,762.90
12:21:09	389078	0	Bullish	Bearish	10.93		1.15	21,153.75	12:21:09	412336	0	Bullish	Bearish	-21.10	Buy 48000 PE	1.99	47,742.70
12:22:09	353330	-35748	Bullish	Bearish	15.87		1.14	21,151.45	12:22:09	407213	-5123	Bullish	Bearish	2.43		1.98	47,736.80
12:23:08	353330	0	Bullish	Bearish	16.06		1.14	21,156.85	12:23:08	407213	0	Bullish	Bearish	-5.56		1.98	47,756.10
12:24:08	353330	0	Bullish	Bullish	21.03		1.14	21,166.10	12:24:08	407213	0	Bullish	Bearish	23.92	Buy 47500 CE	1.98	47,776.50
12:25:08	402974	49644	Bullish	Bullish	28.92		1.16	21,162.90	12:25:08	404595	-2618	Bullish	Bearish	28.12		1.97	47,778.05
12:26:07	402974	0	Bullish	Bullish	26.00		1.16	21,164.55	12:26:07	404416	-179	Bullish	Bullish	28.86		1.97	47,782.65
12:27:07	402974	0	Bullish	Bullish	24.48		1.16	21,161.50	12:27:07	404416	0	Bullish	Bullish	21.79		1.97	47,772.50
12:28:08	443717	40743	Bullish	Bullish	26.91		1.18	21,164.15	12:28:08	400984	-3432	Bullish	Bullish	27.38		1.96	47,768.40
12:29:07	421907	-21810	Bullish	Bullish	24.35		1.17	21,163.00	12:29:07	403389	2405	Bullish	Bearish	20.03		1.96	47,770.85
12:30:09	421907	0	Bullish	Bullish	29.87		1.17	21,169.15	12:30:09	403389	0	Bullish	Bullish	33.65		1.96	47,787.30
12:31:07	475603	53696	Bullish	Bullish	30.10		1.19	21,163.50	12:31:07	400972	-2417	Bullish	Bullish	35.89		1.96	47,776.80
12:33:08	475603	0	Bullish	Bullish	26.24		1.19	21,162.05	12:33:08	400700	-272	Bullish	Bearish	12.66		1.96	47,764.30
12:33:20	475603	0	Bullish	Bullish	26.24		1.19	21,162.05	12:33:20	400700	0	Bullish	Bullish	12.66		1.96	47,764.30
12:34:09	451283	-24320	Bullish	Bullish	26.72		1.18	21,161.65	12:34:09	403170	2470	Bullish	Bullish	11.76		1.97	47,764.40
12:35:08	483368	32085	Bullish	Bullish	27.24		1.19	21,161.70	12:35:08	400529	-2641	Bullish	Bullish	10.96		1.96	47,760.15
12:36:09	483368	0	Bullish	Bullish	27.87		1.19	21,163.75	12:36:09	400529	0	Bullish	Bullish	5.60		1.96	47,758.30
12:37:07	481350	-2018	Bullish	Bearish	27.03		1.19	21,159.00	12:37:07	400529	0	Bullish	Bearish	6.15		1.96	47,750.90
12:38:07	481350	0	Bullish	Bullish	27.60		1.19	21,163.45	12:38:07	400116	-413	Bullish	Bearish	8.24		1.96	47,753.25
12:39:07	481350	0	Bullish	Bearish	27.57		1.19	21,160.75	12:39:07	400100	-16	Bullish	Bearish	7.64		1.96	47,753.90
12:40:08	474672	-6678	Bullish	Bearish	24.90		1.19	21,159.45	12:40:08	405697	5597	Bullish	Bearish	6.53		1.99	47,752.05
12:41:07	474672	0	Bullish	Bearish	25.53		1.19	21,162.30	12:41:07	405695	-2	Bullish	Bearish	7.82		1.99	47,758.35
12:42:08	474672	0	Bullish	Bearish	24.91		1.19	21,160.55	12:42:08	405695	0	Bullish	Bearish	10.92		1.99	47,754.85
12:43:07	474672	0	Bullish	Bearish	26.49		1.19	21,162.20	12:43:07	405309	-386	Bullish	Bearish	20.97		1.98	47,762.10
12:44:07	482208	7536	Bullish	Bearish	26.01		1.19	21,161.90	12:44:07	407055	1746	Bullish	Bearish	1.36		1.99	47,760.25
12:45:07	482208	0	Bullish	Bullish	27.19		1.19	21,162.90	12:45:07	407055	0	Bullish	Bearish	3.61		1.99	47,756.15
12:46:07	477020	-5188	Bullish	Bullish	25.72		1.19	21,165.25	12:46:07	407055	0	Bullish	Bearish	6.60		1.99	47,757.90
12:47:08	477020	0	Bullish	Bullish	25.49		1.19	21,163.20	12:47:08	410139	3084	Bullish	Bearish	2.60		1.99	47,753.90
12:48:07	477020	0	Bullish	Bullish	29.36		1.19	21,163.35	12:48:07	410137	-2	Bullish	Bearish	3.59		1.99	47,755.75



Nifty ATM		Current Expiry	Exp High : 21,246.50	35.60	Not Break	Resistanc	21500	BN ATM	Friday		Exp High : 47,874.40	-69.20	Breakout	Resistanc	48000		
21200		2023-12-21	Exp Low : 20,974.30	100.15	Not Break	Support	21100	47700			Exp Low : 47,260.90	249.95	Not Break	Support	47000		
Time	NET Oi	+▲-▼	Net Oi Signal	Price Action Signal	VWAP Diff	Strike	Nifty PCR	Nifty LTP	Time	NET Oi	+▲-▼	Net Oi Signal	Price Action Signal	VWAP Diff	Strike	BN PCR	BN LTP
12:49:07	468592	-8428	Bullish	Bullish	30.04		1.18	21,166.40	12:49:07	409171	-966	Bullish	Bearish	18.49		1.99	47,758.00
12:50:08	468592	0	Bullish	Bullish	32.20		1.18	21,166.30	12:50:08	408984	-187	Bullish	Bullish	24.89		1.99	47,767.55
12:51:07	468592	0	Bullish	Bullish	34.07		1.18	21,167.20	12:51:07	408984	0	Bullish	Bullish	29.53		1.99	47,771.10
12:52:07	468592	0	Bullish	Bullish	31.20		1.18	21,166.25	12:52:07	409127	143	Bullish	Bullish	32.50		1.99	47,774.80
12:53:08	445204	-23388	Bullish	Bullish	31.30		1.17	21,168.15	12:53:08	406245	-2882	Bullish	Bullish	38.66		1.98	47,782.65
12:54:07	445204	0	Bullish	Bullish	35.14		1.17	21,168.85	12:54:07	406245	0	Bullish	Bullish	55.38		1.98	47,785.85
12:55:08	455909	10705	Bullish	Bullish	34.11		1.18	21,166.80	12:55:08	405442	-803	Bullish	Bullish	56.44		1.98	47,787.10
12:56:07	455909	0	Bullish	Bullish	30.73		1.18	21,165.55	12:56:07	390495	-14947	Bullish	Bullish	55.18		1.91	47,788.45
12:57:07	455909	0	Bullish	Bullish	31.52		1.18	21,167.45	12:57:07	390495	0	Bullish	Bullish	48.33		1.91	47,788.75
12:58:09	433118	-22791	Bullish	Bullish	34.18		1.17	21,166.40	12:58:09	390796	301	Bullish	Bullish	38.16		1.91	47,794.05
12:59:09	438146	5028	Bullish	Bullish	32.56		1.17	21,167.55	12:59:09	390796	0	Bullish	Bullish	46.44		1.91	47,790.85
13:00:08	438146	0	Bullish	Bullish	34.84		1.17	21,169.15	13:00:08	390796	0	Bullish	Bullish	49.06		1.91	47,788.90
13:01:08	438146	0	Bullish	Bullish	36.77		1.17	21,175.00	13:01:08	390796	0	Bullish	Bullish	51.41		1.91	47,805.90
13:02:07	450248	12102	Bullish	Bullish	39.39		1.18	21,172.80	13:02:07	393513	2717	Bullish	Bullish	54.97		1.91	47,793.90
13:03:08	450248	0	Bullish	Bullish	36.25		1.18	21,171.00	13:03:08	393513	0	Bullish	Bullish	40.03		1.91	47,794.05
13:04:07	455500	5252	Bullish	Bullish	37.62		1.18	21,171.55	13:04:07	402002	8489	Bullish	Bullish	58.16		1.94	47,803.75
13:05:07	455500	0	Bullish	Bullish	36.39		1.18	21,170.40	13:05:07	402007	5	Bullish	Bullish	53.95		1.94	47,808.15
13:06:07	455500	0	Bullish	Bullish	36.54		1.18	21,169.60	13:06:07	401992	-15	Bullish	Bullish	52.53		1.94	47,806.20
13:07:07	439762	-15738	Bullish	Bearish	33.89		1.17	21,167.25	13:07:07	399541	-2451	Bullish	Bullish	37.84		1.93	47,801.60
13:08:07	443812	4050	Bullish	Bullish	34.57		1.17	21,172.25	13:08:07	398970	-571	Bullish	Bullish	46.71		1.93	47,814.25
13:09:08	443812	0	Bullish	Bullish	38.86		1.17	21,171.50	13:09:08	398968	-2	Bullish	Bullish	64.58		1.93	47,807.30
13:10:09	443812	0	Bullish	Bullish	41.31		1.17	21,177.45	13:10:09	398968	0	Bullish	Bullish	58.55		1.93	47,825.85
13:11:08	462253	18441	Bullish	Bullish	43.70		1.18	21,179.05	13:11:08	408418	9450	Bullish	Bullish	112.29		1.96	47,846.50
13:12:07	462253	0	Bullish	Bullish	47.96		1.18	21,180.20	13:12:07	408418	0	Bullish	Bullish	112.14		1.96	47,834.40
13:13:07	473997	11744	Bullish	Bullish	48.98		1.18	21,178.80	13:13:07	426413	17995	Bullish	Bullish	100.91		2.04	47,838.50
13:14:08	517799	43802	Bullish	Bullish	45.01		1.2	21,175.85	13:14:08	426413	0	Bullish	Bullish	86.61		2.04	47,828.40
13:15:09	517799	0	Bullish	Bullish	48.42		1.2	21,176.20	13:15:09	426413	0	Bullish	Bullish	85.11		2.04	47,832.95
13:16:07	515436	-2363	Bullish	Bullish	46.95		1.2	21,177.65	13:16:07	428803	2390	Bullish	Bullish	84.53		2.04	47,829.75
13:17:10	532575	17139	Bullish	Bullish	43.79		1.21	21,176.75	13:17:10	429237	434	Bullish	Bullish	77.05		2.04	47,830.70
13:18:07	532575	0	Bullish	Bullish	44.56		1.21	21,175.15	13:18:07	429237	0	Bullish	Bullish	80.53		2.04	47,821.85
13:19:07	522263	-10312	Bullish	Bullish	45.84		1.21	21,173.40	13:19:07	429237	0	Bullish	Bullish	75.78		2.04	47,816.10
13:20:07	522426	163	Bullish	Bullish	42.72		1.21	21,175.40	13:20:07	427668	-1569	Bullish	Bullish	82.71		2.03	47,815.75
13:21:07	522426	0	Bullish	Bullish	55.11		1.21	21,196.35	13:21:07	427634	-34	Bullish	Bullish	112.21		2.03	47,857.35
13:22:09	522426	0	Bullish	Bullish	57.61		1.21	21,204.95	13:22:09	430741	3107	Bullish	Bullish	119.82		2.05	47,862.25
13:23:07	971480	449054	Bullish	Bullish	58.70		1.47	21,197.45	13:23:07	432267	1526	Bullish	Bullish	117.20		2.05	47,859.70
13:24:07	971480	0	Bullish	Bullish	59.80		1.47	21,198.45	13:24:07	432267	0	Bullish	Bullish	116.50		2.05	47,851.65



Nifty ATM		Current Expiry	Exp High : 21,246.50	35.60	Not Break	Resistanc	21500	BN ATM	Friday		Exp High : 47,874.40	-69.20	Breakout	Resistanc	48000		
21200		2023-12-21	Exp Low : 20,974.30	100.15	Not Break	Support	21100	47700			Exp Low : 47,260.90	249.95	Not Break	Support	47000		
Time	NET Oi	+▲-▼	Net Oi Signal	Price Action Signal	VWAP Diff	Strike	Nifty PCR	Nifty LTP	Time	NET Oi	+▲-▼	Net Oi Signal	Price Action Signal	VWAP Diff	Strike	BN PCR	BN LTP
13:25:08	997008	25528	Bullish	Bullish	60.40		1.48	21,198.75	13:25:08	424913	-7354	Bullish	Bullish	101.73		2.04	47,845.45
13:26:07	997008	0	Bullish	Bullish	61.96		1.48	21,199.45	13:26:07	424706	-207	Bullish	Bullish	106.84		2.03	47,859.25
13:27:07	997008	0	Bullish	Bullish	63.43		1.48	21,198.10	13:27:07	424706	0	Bullish	Bullish	111.24		2.03	47,858.20
13:28:09	988634	-8374	Bullish	Bullish	59.61		1.47	21,198.25	13:28:09	423889	-817	Bullish	Bullish	109.69		2.03	47,856.10
13:29:07	988634	0	Bullish	Bullish	58.75		1.47	21,201.45	13:29:07	421893	-1996	Bullish	Bullish	110.11		2.03	47,861.30
13:30:08	988634	0	Bullish	Bullish	62.54		1.47	21,198.15	13:30:08	421893	0	Bullish	Bullish	106.79		2.03	47,854.15
13:31:08	988634	0	Bullish	Bullish	60.60		1.47	21,193.80	13:31:08	422517	624	Bullish	Bullish	95.37		2.03	47,861.45
13:32:08	962348	-26286	Bullish	Bullish	54.51		1.46	21,196.25	13:32:08	423337	820	Bullish	Bullish	80.17		2.03	47,850.60
13:33:08	962348	0	Bullish	Bullish	59.24		1.46	21,199.05	13:33:08	423337	0	Bullish	Bullish	101.24		2.03	47,851.95
13:34:08	985215	22867	Bullish	Bullish	62.10		1.47	21,202.00	13:34:08	422796	-541	Bullish	Bullish	107.00		2.03	47,862.70
13:35:08	985215	0	Bullish	Bullish	69.84		1.47	21,208.60	13:35:08	422999	203	Bullish	Bullish	136.97		2.03	47,873.00
13:36:08	985215	0	Bullish	Bullish	70.37		1.47	21,206.35	13:36:08	422999	0	Bullish	Bullish	127.00		2.03	47,863.20
13:37:07	1057522	72307	Bullish	Bullish	64.14		1.53	21,205.30	13:37:07	422999	0	Bullish	Bullish	101.25		2.03	47,871.35
13:38:14	1057522	0	Bullish	Bullish	63.28		1.53	21,203.20	13:38:14	429811	6812	Bullish	Bullish	105.26		2.05	47,862.10
13:39:09	1057522	0	Bullish	Bullish	61.33		1.53	21,204.95	13:39:09	429811	0	Bullish	Bullish	95.16		2.05	47,863.40
13:40:08	1057522	0	Bullish	Bullish	63.18		1.53	21,203.60	13:40:08	429811	0	Bullish	Bullish	101.71		2.05	47,868.65
13:41:07	1026523	-30999	Bullish	Bullish	65.87		1.5	21,203.10	13:41:07	430012	201	Bullish	Bullish	105.25		2.05	47,868.80
13:42:07	1026523	0	Bullish	Bullish	65.01		1.5	21,205.55	13:42:07	430012	0	Bullish	Bullish	111.09		2.05	47,867.85
13:43:08	1029417	2894	Bullish	Bullish	67.46		1.5	21,205.30	13:43:08	434087	4075	Bullish	Bullish	114.66		2.07	47,874.65
13:44:08	1042081	12664	Bullish	Bullish	66.92		1.51	21,205.50	13:44:08	434129	42	Bullish	Bullish	111.76		2.07	47,864.15
13:45:08	1042081	0	Bullish	Bullish	71.21		1.51	21,207.65	13:45:08	434156	27	Bullish	Bullish	115.97		2.07	47,871.30
13:46:08	1025780	-16301	Bullish	Bullish	71.28		1.5	21,205.50	13:46:08	435131	975	Bullish	Bullish	104.33		2.07	47,860.85
13:47:08	1025820	40	Bullish	Bearish	65.91		1.5	21,201.10	13:47:08	434631	-500	Bullish	Bearish	89.05		2.07	47,854.60
13:48:09	1025820	0	Bullish	Bearish	66.81		1.5	21,203.75	13:48:09	434631	0	Bullish	Bearish	88.24		2.07	47,842.70
13:49:08	1025820	0	Bullish	Bearish	65.36		1.5	21,202.05	13:49:08	436140	1509	Bullish	Bearish	74.37		2.07	47,840.70
13:50:07	994105	-31715	Bullish	Bearish	59.55		1.47	21,193.85	13:50:07	432638	-3502	Bullish	Bearish	65.68		2.05	47,806.10
13:51:07	994105	0	Bullish	Bearish	55.88		1.47	21,190.15	13:51:07	432638	0	Bullish	Bearish	50.76		2.05	47,814.95
13:52:07	1014999	20894	Bullish	Bearish	52.35		1.49	21,194.25	13:52:07	432638	0	Bullish	Bearish	61.93		2.05	47,822.10
13:53:07	952285	-62714	Bullish	Bearish	57.26		1.46	21,195.55	13:53:07	432222	-416	Bullish	Bearish	84.67		2.06	47,834.65
13:54:07	952285	0	Bullish	Bearish	56.55		1.46	21,195.25	13:54:07	432222	0	Bullish	Bearish	75.54		2.06	47,840.00
13:55:07	932456	-19829	Bullish	Bearish	59.69		1.44	21,194.00	13:55:07	433204	982	Bullish	Bearish	83.89		2.06	47,833.05
13:56:08	932456	0	Bullish	Bearish	57.78		1.44	21,195.10	13:56:08	434605	1401	Bullish	Bearish	74.42		2.07	47,836.60
13:57:07	932456	0	Bullish	Bearish	57.41		1.44	21,193.65	13:57:07	434605	0	Bullish	Bearish	82.23		2.07	47,840.85
13:58:07	932456	0	Bullish	Bearish	56.03		1.44	21,194.35	13:58:07	434882	277	Bullish	Bearish	72.45		2.07	47,827.50
13:59:08	906904	-25552	Bullish	Bearish	54.63		1.42	21,194.20	13:59:08	434725	-157	Bullish	Bearish	72.19		2.07	47,826.80
14:00:08	906904	0	Bullish	Bearish	58.59		1.42	21,199.20	14:00:08	434725	0	Bullish	Bearish	78.62		2.07	47,844.95



Nifty ATM		Current Expiry	Exp High : 21,246.50	35.60	Not Break	Resistanc	21500	BN ATM	Friday		Exp High : 47,874.40	-69.20	Breakout	Resistanc	48000		
21200		2023-12-21	Exp Low : 20,974.30	100.15	Not Break	Support	21100	47700			Exp Low : 47,260.90	249.95	Not Break	Support	47000		
Time	NET Oi	+▲-▼	Net Oi Signal	Price Action Signal	VWAP Diff	Strike	Nifty PCR	Nifty LTP	Time	NET Oi	+▲-▼	Net Oi Signal	Price Action Signal	VWAP Diff	Strike	BN PCR	BN LTP
14:01:07	889889	-17015	Bullish	Bearish	61.71		1.41	21,199.45	14:01:07	435838	1113	Bullish	Bullish	95.05		2.07	47,847.20
14:02:08	874472	-15417	Bullish	Bearish	62.94		1.4	21,196.85	14:02:08	439213	3375	Bullish	Bearish	105.47		2.08	47,825.90
14:03:07	874472	0	Bullish	Bullish	58.82		1.4	21,195.25	14:03:07	439213	0	Bullish	Bullish	82.80		2.08	47,819.00
14:04:08	836374	-38098	Bullish	Bullish	58.10		1.38	21,194.50	14:04:08	439213	0	Bullish	Bearish	77.17		2.08	47,814.85
14:05:08	843775	7401	Bullish	Bullish	58.18		1.38	21,195.20	14:05:08	439873	660	Bullish	Bearish	70.42		2.08	47,814.10
14:06:08	843775	0	Bullish	Bearish	54.74		1.38	21,189.55	14:06:08	439873	0	Bullish	Bearish	73.34		2.08	47,801.55
14:07:08	796676	-47099	Bullish	Bearish	58.61		1.36	21,193.60	14:07:08	438226	-1647	Bullish	Bearish	65.82		2.07	47,812.90
14:08:08	796676	0	Bullish	Bearish	58.62		1.36	21,194.00	14:08:08	438772	546	Bullish	Bearish	65.78		2.08	47,810.00
14:09:08	796676	0	Bullish	Bearish	57.24		1.36	21,182.85	14:09:08	438792	20	Bullish	Bearish	68.25		2.08	47,803.35
14:10:07	723316	-73360	Bullish	Bearish	51.09		1.32	21,183.30	14:10:07	431120	-7672	Bullish	Bearish	28.86		2.05	47,766.45
14:11:07	714558	-8758	Bullish	Bearish	52.34		1.32	21,185.95	14:11:07	430382	-738	Bullish	Bearish	35.30		2.05	47,780.15
14:12:08	714558	0	Bullish	Bearish	56.56		1.32	21,192.25	14:12:08	430382	0	Bullish	Bearish	52.96		2.05	47,802.35
14:13:09	741789	27231	Bullish	Bearish	62.51		1.34	21,199.00	14:13:09	429182	-1200	Bullish	Bearish	72.90		2.04	47,810.55
14:14:07	793003	51214	Bullish	Bearish	65.69		1.36	21,196.75	14:14:07	426782	-2400	Bullish	Bearish	68.69		2.03	47,804.85
14:15:07	793003	0	Bullish	Bearish	63.80		1.36	21,193.40	14:15:07	426782	0	Bullish	Bearish	75.22		2.03	47,808.30
14:16:07	793003	0	Bullish	Bearish	60.55		1.36	21,193.80	14:16:07	426782	0	Bullish	Bearish	67.62		2.03	47,803.30
14:17:07	791999	-1004	Bullish	Bullish	62.87		1.35	21,195.15	14:17:07	426150	-632	Bullish	Bearish	67.50		2.03	47,809.35
14:18:07	791999	0	Bullish	Bearish	61.88		1.35	21,194.80	14:18:07	426150	0	Bullish	Bearish	61.40		2.03	47,809.60
14:19:08	791999	0	Bullish	Bullish	61.72		1.35	21,192.25	14:19:08	426150	0	Bullish	Bullish	65.34		2.03	47,803.40
14:20:08	736170	-55829	Bullish	Bullish	60.71		1.32	21,193.80	14:20:08	426444	294	Bullish	Bearish	59.39		2.03	47,802.70
14:21:08	736170	0	Bullish	Bullish	61.91		1.32	21,194.65	14:21:08	426438	-6	Bullish	Bearish	55.75		2.03	47,805.95
14:22:08	723076	-13094	Bullish	Bullish	62.12		1.31	21,193.55	14:22:08	426438	0	Bullish	Bearish	53.72		2.03	47,792.25
14:23:08	723094	18	Bullish	Bullish	58.72		1.31	21,191.70	14:23:08	427790	1352	Bullish	Bullish	47.19		2.03	47,791.85
14:24:07	723094	0	Bullish	Bullish	58.36		1.31	21,193.35	14:24:07	427790	0	Bullish	Bullish	53.50		2.03	47,790.15
14:25:07	723094	0	Bullish	Bullish	59.54		1.31	21,193.50	14:25:07	425612	-2178	Bullish	Bearish	52.08		2.02	47,791.85
14:26:08	705685	-17409	Bullish	Bearish	60.27		1.31	21,192.85	14:26:08	425727	115	Bullish	Bearish	54.53		2.02	47,796.65
14:27:09	705685	0	Bullish	Bearish	63.58		1.31	21,195.55	14:27:09	425727	0	Bullish	Bullish	55.67		2.02	47,807.15
14:28:07	705685	0	Bullish	Bullish	68.31		1.31	21,199.10	14:28:07	424581	-1146	Bullish	Bearish	72.89		2.02	47,806.45
14:29:08	709199	3514	Bullish	Bullish	65.27		1.31	21,195.85	14:29:08	422073	-2508	Bullish	Bullish	66.72		2.01	47,808.90
14:30:03	709199	0	Bullish	Bullish	65.27		1.31	21,197.20	14:30:03	422073	0	Bullish	Bearish	66.72		2.01	47,807.90
14:31:09	663643	-45556	Bullish	Bullish	61.69		1.28	21,197.10	14:31:09	422073	0	Bullish	Bearish	56.79		2.01	47,803.40
14:32:08	663643	0	Bullish	Bullish	65.72		1.28	21,198.40	14:32:08	420336	-1737	Bullish	Bearish	59.66		2	47,799.55
14:33:08	663643	0	Bullish	Bullish	61.33		1.28	21,196.45	14:33:08	420329	-7	Bullish	Bearish	40.79		2	47,793.65
14:34:07	663643	0	Bullish	Bearish	58.52		1.28	21,188.55	14:34:07	417235	-3094	Bullish	Bearish	29.22		1.98	47,766.10
14:35:07	550189	-113454	Bullish	Bearish	54.54		1.23	21,188.95	14:35:07	413108	-4127	Bullish	Bearish	31.48		1.97	47,755.80
14:36:07	550189	0	Bullish	Bullish	59.90		1.23	21,193.15	14:36:07	413108	0	Bullish	Bearish	39.48		1.97	47,774.50

Nifty ATM		Current Expiry	Exp High :	21,246.50	35.60	Not Break	Resistanc	21500	BN ATM	Friday		Exp High :	47,874.40	-69.20	Breakout	Resistanc	48000
21200		2023-12-21	Exp Low :	20,974.30	100.15	Not Break	Support	21100	47700			Exp Low :	47,260.90	249.95	Not Break	Support	47000
Time	NET Oi	+▲-▼	Net Oi Signal	Price Action Signal	VWAP Diff	Strike	Nifty PCR	Nifty LTP	Time	NET Oi	+▲-▼	Net Oi Signal	Price Action Signal	VWAP Diff	Strike	BN PCR	BN LTP
14:37:07	568261	18072	Bullish	Bearish	56.26		1.24	21,188.50	14:37:07	413108	0	Bullish	Bearish	31.43		1.97	47,754.15
14:38:16	547403	-20858	Bullish	Bearish	56.63		1.23	21,185.60	14:38:16	411540	-1568	Bullish	Bearish	33.39		1.97	47,754.60
14:39:07	547403	0	Bullish	Bearish	55.66		1.23	21,187.10	14:39:07	411540	0	Bullish	Bearish	30.93		1.97	47,763.65
14:40:07	588002	40599	Bullish	Bearish	56.96		1.25	21,190.65	14:40:07	411239	-301	Bullish	Bearish	36.58		1.97	47,764.10
14:41:07	577829	-10173	Bullish	Bearish	58.44		1.25	21,189.20	14:41:07	408972	-2267	Bullish	Bearish	36.22		1.96	47,760.95
14:42:07	577829	0	Bullish	Bearish	57.71		1.25	21,191.00	14:42:07	408972	0	Bullish	Bearish	41.76		1.96	47,769.45
14:43:09	580162	2333	Bullish	Bearish	60.81		1.25	21,194.20	14:43:09	408972	0	Bullish	Bearish	45.75		1.96	47,769.15
14:44:07	574362	-5800	Bullish	Bearish	62.72		1.24	21,193.25	14:44:07	406379	-2593	Bullish	Bearish	56.05		1.96	47,775.75
14:45:09	574362	0	Bullish	Bearish	66.16		1.24	21,196.20	14:45:09	406379	0	Bullish	Bearish	60.89		1.96	47,784.30
14:46:08	560292	-14070	Bullish	Bearish	64.98		1.24	21,195.05	14:46:08	406379	0	Bullish	Bearish	66.18		1.96	47,780.60
14:47:07	536199	-24093	Bullish	Bullish	64.70		1.23	21,192.90	14:47:07	401159	-5220	Bullish	Bullish	62.15		1.95	47,777.90
14:48:08	536199	0	Bullish	Bearish	54.07		1.23	21,184.75	14:48:08	401159	0	Bullish	Bullish	25.32		1.95	47,758.10
14:49:07	536199	0	Bullish	Bearish	56.10		1.23	21,185.20	14:49:07	401159	0	Bullish	Bearish	37.55		1.95	47,759.95
14:50:07	428877	-107322	Bullish	Bearish	55.75		1.18	21,185.45	14:50:07	402552	1393	Bullish	Bearish	38.48		1.95	47,750.15
14:51:08	428877	0	Bullish	Bearish	54.59		1.18	21,185.00	14:51:08	402565	13	Bullish	Bearish	32.43		1.95	47,748.05
14:52:08	428877	0	Bullish	Bearish	52.35		1.18	21,185.00	14:52:08	402565	0	Bullish	Bearish	24.14		1.95	47,748.85
14:53:07	368604	-60273	Bullish	Bearish	54.81		1.16	21,184.95	14:53:07	398850	-3715	Bullish	Bearish	27.86		1.94	47,751.00
14:54:07	368604	0	Bullish	Bearish	56.84		1.16	21,185.25	14:54:07	398850	0	Bullish	Bearish	26.12		1.94	47,746.90
14:55:07	368604	0	Bullish	Bearish	48.91		1.16	21,177.35	14:55:07	398850	0	Bullish	Bearish	20.49		1.94	47,732.00
14:56:06	368604	0	Bullish	Bearish	48.91		1.16	21,175.20	14:56:06	398850	0	Bullish	Bearish	20.49		1.94	47,731.85
14:57:08	368604	0	Bullish	Bearish	48.91		1.16	21,167.55	14:57:08	398850	0	Bullish	Bearish	20.49		1.94	47,710.25
14:58:08	368604	0	Bullish	Bearish	48.91		1.16	21,166.75	14:58:08	398850	0	Bullish	Bearish	20.49		1.94	47,683.60
14:59:08	368604	0	Bullish	Bearish	48.91		1.16	21,172.05	14:59:08	398850	0	Bullish	Bearish	20.49		1.94	47,699.20
15:00:08	368604	0	Bullish	Bearish	48.91		1.16	21,172.25	15:00:08	398850	0	Bullish	Bearish	20.49		1.94	47,710.45
15:01:07	368604	0	Bullish	Bearish	48.91		1.16	21,167.50	15:01:07	398850	0	Bullish	Bearish	20.49		1.94	47,694.35
15:02:07	368604	0	Bullish	Bearish	48.91		1.16	21,164.10	15:02:07	398850	0	Bullish	Bearish	20.49		1.94	47,690.65
15:03:07	368604	0	Bullish	Bearish	48.91		1.16	21,174.75	15:03:07	398850	0	Bullish	Bearish	20.49		1.94	47,699.30
15:04:08	368604	0	Bullish	Bearish	48.91		1.16	21,178.80	15:04:08	398850	0	Bullish	Bearish	20.49		1.94	47,725.65
15:05:07	368604	0	Bullish	Bearish	48.91		1.16	21,176.00	15:05:07	398850	0	Bullish	Bearish	20.49		1.94	47,728.00
15:06:09	368604	0	Bullish	Bearish	48.91		1.16	21,176.40	15:06:09	398850	0	Bullish	Bearish	20.49		1.94	47,726.00
15:07:09	368604	0	Bullish	Bearish	48.91		1.16	21,173.35	15:07:09	398850	0	Bullish	Bearish	20.49		1.94	47,710.50
15:08:07	-84103	-452707	Bearish	Bullish	48.91		0.96	21,177.55	15:08:07	270768	-128082	Bullish	Bearish	-9.95		1.53	47,723.05
15:09:08	163938	248041	Bullish	Bullish	48.91		1.08	21,179.60	15:09:08	270768	0	Bullish	Bearish	-9.95		1.53	47,724.20
15:10:07	163938	0	Bullish	Bullish	48.91		1.08	21,179.45	15:10:07	270768	0	Bullish	Bullish	-9.95		1.53	47,719.85
15:11:08	163938	0	Bullish	Bullish	48.91		1.08	21,177.25	15:11:08	270768	0	Bullish	Bullish	-9.95		1.53	47,717.95
15:12:07	163938	0	Bullish	Bullish	48.91		1.08	21,176.15	15:12:07	270768	0	Bullish	Bullish	-9.95		1.53	47,707.35



Nifty ATM	Nifty Spot	Nifty Pre C	Nifty Open	Nifty High	Nifty Low	India VIX	Current Expiry	Exp High	21,246.50	35.60	Not Break	Resistanc	21500	BN ATM	BN Spot	BN Pre CL	BN Open	BN High	BN Low	India VIX	Friday		Exp High	47,874.40	-69.20	Breakout	Resistanc	48000	
21200	21,182.70	20926.35	21,110.40	21,210.90	21,074.45	12.32	2023-12-21	Exp Low	20,974.30	100.15	Not Break	Support	21100	47700	47,732.30	47,092.25	47,567.65	47,943.60	47,510.85	12.32			Exp Low	47,260.90	249.95	Not Break	Support	47000	
Time	Call COI (Bearish ▼)	Call COI (+▲▼)	Short Covering	Put COI (Bullish ▲)	Put COI (+▲▼)	Long UW	NET Oi	+▲▼	Net Oi Signal	Price Action Signal	VWAP Diff	Strike	Nifty PCR	Nifty LTP	Time	Call COI (Bearish ▼)	Call COI (+▲▼)	Short Covering	Put COI (Bullish ▲)	Put COI (+▲▼)	Long Unwinding	NET Oi	+▲▼	Net Oi Signal	Price Action Signal	VWAP Diff	Strike	BN PCR	BN LTP
09:15:08	445535			20626	0		-424909	0	Bearish	Wait	53.06	0.05	21,110.40	09:15:08	274944	0		131738	0		-143206	0	Bearish	Wait	91.41		0.48	47,567.65	
09:16:07	1328067	882532		20626	0		-1307441	-882532	Bearish	Wait	1.54	0.02	21,087.45	09:16:07	262999	-11945	Short C	131738	0		-131261	11945	Bearish	Wait	15.39		0.5	47,559.90	
09:16:21	1328067	0		20626	0		-1307441	0	Bearish	Wait	1.54	0.02	21,087.45	09:16:21	262999	0		131738	0		-131261	0	Bearish	Wait	15.39		0.5	47,559.90	
09:17:08	1328067	0		360321	339695		-967746	339695	Bearish	Wait	3.80	0.27	21,106.15	09:17:08	262999	0		184701	52963		-78298	52963	Bearish	Wait	46.28	Buy 47400 CE	0.7	47,674.40	
09:17:36	1328067	0		360321	0		-967746	0	Bearish	Wait	3.80	0.27	21,106.15	09:17:36	262999	0		184701	0		-78298	0	Bearish	Wait	46.28		0.7	47,674.40	
09:18:07	1328067	0		360321	0		-967746	0	Bearish	Wait	14.49	0.27	21,108.50	09:18:07	262999	0		184701	0		-78298	0	Bearish	Wait	108.73		0.7	47,743.15	
09:19:09	1354084	26017		743911	383590		-610173	357573	Bearish	Wait	16.23	0.55	21,112.50	09:19:09	277640	14641		319792	135091		42152	120450	Bullish	Wait	82.52		1.15	47,742.40	
09:20:14	1395698	41614		743911	0		-651787	-41614	Bearish	Wait	13.55	0.53	21,118.10	09:20:14	292944	15304		319792	0		26848	-15304	Bullish	Wait	63.46		1.09	47,696.30	
09:21:08	1430608	34910		743911	0		-686697	-34910	Bearish	Wait	11.07	0.52	21,109.70	09:21:08	292944	0		319792	0		26848	0	Bullish	Wait	46.08		1.09	47,707.75	
09:22:07	1430608	0		827251	83340		-603357	83340	Bearish	Wait	13.04	0.58	21,113.75	09:22:07	290751	-2193	Short C	349573	29781		58822	31974	Bullish	Wait	72.92		1.2	47,717.95	
09:23:07	1559478	128870		1039796	212545		-519682	83675	Bearish	Wait	9.88	0.67	21,115.10	09:23:07	315335	24584		396983	47410		81648	22826	Bullish	Wait	45.06		1.26	47,707.30	
09:24:07	1559478	0		1039796	0		-519682	0	Bearish	Wait	3.29	0.67	21,115.10	09:24:07	315335	0		396983	0		81648	0	Bullish	Wait	15.84		1.26	47,681.65	
09:25:07	1577722	18244		1139487	99691		-438235	81447	Bearish	Wait	-0.66	0.72	21,106.80	09:25:07	312936	-2399	Short C	451155	54172		138219	56571	Bullish	Wait	8.97		1.44	47,682.60	
09:26:08	1696226	118504		1139487	0		-556739	-118504	Bearish	Bearish	-2.30	0.67	21,103.10	09:26:08	334807	21871		451720	565		116913	-21306	Bullish	Bullish	0.28		1.35	47,651.55	
09:27:07	1696226	0		1221373	81886		-474853	81886	Bearish	Bullish	-0.31	0.72	21,118.80	09:27:07	334469	-338		451720	0		117251	338	Bullish	Bullish	14.72		1.35	47,684.85	
09:28:07	1755299	59073		1285715	64342		-469584	5269	Bearish	Bullish	17.09	0.73	21,127.95	09:28:07	346498	12029		490754	39034		144256	27005	Bullish	Bullish	63.38		1.42	47,705.50	
09:29:08	18007205	51906		1349514	63799		-457691	11893	Bearish	Bullish	18.75	0.75	21,125.85	09:29:08	353591	7093		492623	1869		139032	-5224	Bullish	Bullish	28.66		1.39	47,681.85	
09:30:08	18007205	0		1349514	0		-457691	0	Bearish	Bullish	21.71	0.75	21,129.05	09:30:08	353591	0		492623	0		139032	0	Bullish	Bullish	31.20		1.39	47,686.05	
09:31:12	1758073	-49132	Short C	1453475	103961		-304598	153093	Bearish	Bullish	24.31	0.83	21,135.50	09:31:12	357352	3761		519380	26757		162028	22996	Bullish	Bearish	34.04		1.45	47,688.00	
09:32:07	1697966	-60107	Short C	1489315	35840		-208651	95947	Bearish	Bullish	24.16	0.88	21,141.30	09:32:07	361487	4135		526181	6801		164694	26666	Bullish	Bearish	24.39		1.46	47,691.95	
09:33:07	1697966	0		1513790	24475		-184176	24475	Bearish	Bullish	32.34	0.89	21,146.55	09:33:07	361487	0		526294	113		164807	113	Bullish	Bullish	36.57		1.46	47,712.65	
09:34:08	1689171	-8795	Short C	1588081	74291		-101090	83086	Bearish	Bullish	29.31	0.94	21,141.85	09:34:08	365887	4400		561296	35002		195409	30602	Bullish	Bearish	31.71		1.53	47,692.95	
09:35:15	1680677	-8494	Short C	1663900	75819		-16777	84313	Bearish	Bullish	29.70	0.99	21,140.95	09:35:15	371341	5454		560747	-549		189406	-6003	Bullish	Bearish	17.39		1.51	47,680.40	
09:36:07	1680677	0		1663900	0		-16777	0	Bearish	Bullish	27.22	0.99	21,136.90	09:36:07	371341	0		560747	0		189406	0	Bullish	Bearish	-8.79		1.51	47,648.80	
09:37:07	1743161	62484		1724198	60298		-18963	59447	Bearish	Bullish	20.95	0.99	21,138.05	09:37:07	383187	11846		573520	12773		190333	927	Bullish	Bearish	-4.50		1.5	47,657.25	
09:38:09	1743161	0		1777433	53235		34272	53235	Bullish	Bullish	20.62	1.02	21,138.20	09:38:09	383187	0		573520	0		190333	0	Bullish	Bearish	-18.41	Buy 47900 PE	1.5	47,635.00	
09:39:08	1743161	0		1777433	0		34272	0	Bullish	Bullish	22.29	1.02	21,138.60	09:39:08	383187	0		574156	636		190969	636	Bullish	Bearish	-9.48		1.5	47,645.35	
09:40:08	1801018	57857		1842166	64733		41148	6876	Bullish	Bullish	24.38	1.02	21,135.20	09:40:08	387328	4141		591195	17039		203867	12898	Bullish	Bearish	-3.32		1.53	47,664.50	
09:41:09	1801018	0		1842166	0		41148	0	Bullish	Bullish	23.93	1.02	21,141.05	09:41:09	390521	3193		591195	0		200674	-3193	Bullish	Bearish	19.34	Buy 47400 CE	1.51	47,676.20	
09:42:09	1801018	0		1858138	15972		57120	15972	Bullish	Bullish	22.56	1.03	21,130.10	09:42:09	390521	0		590969	-226		200448	-226	Bullish	Bearish	10.98		1.51	47,640.35	
09:43:08	1851921	50903		1895465	37327		43544	-13576	Bullish	Bullish	13.73	1.02	21,137.55	09:43:08	397610	7089		617030	26061		219420	18972	Bullish	Bearish	-8.55		1.55	47,642.90	
09:44:08	1851921	0		1906717	11252		54796	11252	Bullish	Bearish	21.86	1.03	21,133.45	09:44:08	397610	0		617151	121		219541	121	Bullish	Bearish	13.08		1.55	47,666.95	
09:45:07	1851921	0		1906717	0		54796	0	Bullish	Bearish	17.15	1.03	21,137.30	09:45:07	397610	0		617151	0		219541	0	Bullish	Bearish	22.70		1.55	47,687.00	
09:46:07	1906403	54482		1979032	72315		72629	17833	Bullish	Bearish	21.53	1.04	21,140.15	09:46:07	402753	5143		635069	17918		232316	12775	Bullish	Bearish	29.73		1.58	47,686.95	
09:47:11	1906403	0		1998680	19648		92277	19648	Bullish	Bearish	19.79	1.05	21,139.60	09:47:11	402753	0		635198	129		232445	129	Bullish	Bearish	16.67		1.58	47,669.40	
09:48:07	1906403	0		1998680	0		92277	0	Bullish	Bullish	18.70	1.05	21,145.70	09:48:07	402753	0		635198	0		232445	0	Bullish	Bullish	48.86		1.58	47,728.20	
09:49:07	1950989	44586		2087360	88680		136371	44094	Bullish	Bullish	20.70	1.07	21,140.60	09:49:07	400248	-2505	Short C	658962	23764		258714	26269	Bullish	Bullish	72.78		1.65	47,738.10	
09:50:08	1950989	0		2087360	0		136371	0	Bullish	Bullish	24.04	1.07	21,149.80	09:50:08	400248	0		658962	0		258714	0	Bullish	Bullish	104.79		1.65	47,783.30	
09:51:07	1950989	0		2087360	0		136371	0	Bullish	Bullish	34.45	1.07	21,158.95	09:51:07	400248	0		658962	0		258714	0	Bullish	Bullish	118.05		1.65	47,786.50	


Nifty ATM	Nifty Spot	Nifty Pre CL	Nifty Open	Nifty High	Nifty Low	India VIX	Current Expiry	Exp High	21_246.50	35.60	Not Break	Resistanc	21500	BN ATM	BN Spot	BN Pre CL	BN Open	BN High	BN Low	India VIX	Friday		Exp High	47,874.40	-69.20	Breakout	Resistanc	48000	
21200	21,182.70	20926.35	21,110.40	21,210.90	21,074.45	12.32	2023-12-21	Exp Low	20,974.30	100.15	Not Break	Support	21100	47700	47,732.30	47,092.25	47,567.65	47,943.60	47,510.85	12.32			Exp Low	47,260.90	249.95	Not Break	Support	47000	
Time	Call COI (Bearish ▼)	Call COI (+▲▼)	Short Covering	Put COI (Bullish ▲)	Put COI (+▲▼)	Long UW	NET Oi	+▲▼	Net Oi Signal	Price Action Signal	VPW Diff	Strike	Nifty PCR	Nifty LTP	Time	Call COI (Bearish ▼)	Call COI (+▲▼)	Short Covering	Put COI (Bullish ▲)	Put COI (+▲▼)	Long Unwinding	NET Oi	+▲▼	Net Oi Signal	Price Action Signal	VPW Diff	Strike	BN PCR	BN LTP
10:15:07	1808760	0		2557289	0		748529	0	Bullish	Bearish	34.14		1.41	21,167.40	10:15:07	339799	0		814934	0		475135	0	Bullish	Bullish	161.20		2.4	47,905.95
10:16:07	1859662	50902		2548553	-8736	Long UW	688891	-59638	Bullish	Bearish	30.53		1.37	21,167.20	10:16:07	343626	3827		818704	3770		475078	-57	Bullish	Bearish	143.86		2.38	47,892.45
10:17:07	1859662	0		2548553	0		688891	0	Bullish	Bearish	33.97		1.37	21,160.10	10:17:07	343626	0		818704	0		475078	0	Bullish	Bearish	137.75		2.38	47,865.55
10:18:07	1859662	0		2548553	0		688891	0	Bullish	Bearish	22.91		1.37	21,155.60	10:18:07	343626	0		818704	0		475078	0	Bullish	Bearish	104.77		2.38	47,833.65
10:19:08	1898903	39241		2510470	-38083	Long UW	611567	-77324	Bullish	Bearish	19.12		1.32	21,155.80	10:19:08	343060	-566		810722	-7982	Long UW	467662	-7416	Bullish	Bearish	47.01		2.36	47,800.50
10:20:08	1898903	0		2510470	0		611567	0	Bullish	Bearish	18.43		1.32	21,155.10	10:20:08	343060	0		810722	0		467662	0	Bullish	Bearish	54.03		2.36	47,787.10
10:21:11	1898903	0		2510470	0		611567	0	Bullish	Bearish	21.35		1.32	21,159.45	10:21:11	343060	0		810722	0		467662	0	Bullish	Bearish	41.53		2.36	47,793.30
10:22:07	1957251	58348		2532771	22301		575520	-36047	Bullish	Bearish	23.95		1.29	21,161.70	10:22:07	341550	-1510	Short C	770809	-39913	Long UW	429259	-38403	Bullish	Bearish	57.76		2.26	47,843.00
10:23:08	1957251	0		2532771	0		575520	0	Bullish	Bearish	22.74		1.29	21,157.35	10:23:08	341550	0		770809	0		429259	0	Bullish	Bearish	64.13		2.26	47,813.30
10:24:08	1957251	0		2532771	0		575520	0	Bullish	Bearish	20.92		1.29	21,154.80	10:24:08	341550	0		770809	0		429259	0	Bullish	Bearish	17.23		2.26	47,785.20
10:25:08	2022951	65700		2530795	-1976	Long UW	507844	-67676	Bullish	Bearish	22.83		1.25	21,156.95	10:25:08	349171	7621		758596	-12213	Long UW	409425	-19834	Bullish	Bearish	40.39		2.17	47,791.80
10:26:07	2022951	0		2530795	0		507844	0	Bullish	Bearish	24.34		1.25	21,155.75	10:26:07	349171	0		758596	0		409425	0	Bullish	Bearish	36.16		2.17	47,780.90
10:27:08	2022951	0		2530795	0		507844	0	Bullish	Bearish	20.63		1.25	21,157.20	10:27:08	349171	0		758596	0		409425	0	Bullish	Bearish	38.74		2.17	47,800.60
10:28:07	2071838	48887		2509588	-21207	Long UW	437750	-70094	Bullish	Bearish	23.85		1.21	21,160.00	10:28:07	352290	3119		758250	-346		405960	-3465	Bullish	Bearish	55.18		2.15	47,817.80
10:29:08	2071838	0		2509588	0		437750	0	Bullish	Bullish	29.31		1.21	21,167.55	10:29:08	352270	-20		758250	0		405980	20	Bullish	Bearish	70.54		2.15	47,823.70
10:30:08	2071838	0		2509588	0		437750	0	Bullish	Bullish	28.28		1.21	21,166.80	10:30:08	352270	0		758250	0		405980	0	Bullish	Bearish	69.37		2.15	47,818.00
10:31:07	2106427	34589		2509696	108		403269	-34481	Bullish	Bullish	30.19		1.19	21,168.05	10:31:07	351905	-365		773149	14899		421244	15264	Bullish	Bearish	68.10		2.2	47,824.10
10:32:08	2106427	0		2509696	0		403269	0	Bullish	Bullish	29.72		1.19	21,163.65	10:32:08	351905	0		773149	0		421244	0	Bullish	Bullish	63.09		2.2	47,820.05
10:33:07	2106427	0		2509696	0		403269	0	Bullish	Bullish	23.58		1.19	21,160.15	10:33:07	351905	0		773149	0		421244	0	Bullish	Bullish	47.18		2.2	47,800.85
10:34:07	2192261	85834		2544812	35116		352551	-50718	Bullish	Bearish	23.01		1.16	21,159.20	10:34:07	354299	2394		776838	3689		422539	1295	Bullish	Bullish	40.33		2.19	47,795.20
10:35:07	2192261	0		2544812	0		352551	0	Bullish	Bearish	6.80		1.16	21,142.80	10:35:07	354299	0		776838	0		422539	0	Bullish	Bearish	4.05		2.19	47,774.75
10:36:08	2192261	0		2544812	0		352551	0	Bullish	Bearish	14.63		1.16	21,145.10	10:36:08	354299	0		776838	0		422539	0	Bullish	Bearish	30.81		2.19	47,775.90
10:37:07	2220333	28072		2270673	-274139	Long UW	50340	-302211	Bullish	Bearish	10.64		1.02	21,142.80	10:37:07	359198	4899		766566	-10272	Long UW	407368	-15171	Bullish	Bearish	28.67		2.13	47,774.00
10:38:07	2220333	0		2270673	0		50340	0	Bullish	Bearish	8.50		1.02	21,141.10	10:38:07	359204	6		766566	0		407362	-6	Bullish	Bearish	15.49		2.13	47,770.85
10:39:08	2220333	0		2270673	0		50340	0	Bullish	Bearish	9.22		1.02	21,140.10	10:39:08	359204	0		766566	0		407362	0	Bullish	Bearish	16.10		2.13	47,770.35
10:40:07	2273639	53306		2300293	29620		26654	-23686	Bullish	Bearish	10.14		1.01	21,142.65	10:40:07	359204	0		771371	4805		412167	4805	Bullish	Bearish	13.51		2.15	47,771.90
10:41:07	2273639	0		2300293	0		26654	0	Bullish	Bearish	5.18		1.01	21,139.90	10:41:07	363693	4489		771371	0		407678	-4489	Bullish	Bearish	20.19		2.12	47,790.30
10:42:08	2273639	0		2300293	0		26654	0	Bullish	Bearish	6.41		1.01	21,143.85	10:42:08	363693	0		771371	0		407678	0	Bullish	Bearish	29.96		2.12	47,797.90
10:43:08	2317053	43414		2313054	12761		-3999	-30653	Bearish	Bearish	6.54		1	21,140.45	10:43:08	365841	2148		774376	3005		408535	857	Bullish	Bearish	27.66		2.12	47,779.75
10:44:07	2317053	0		2313054	0		-3999	0	Bearish	Bearish	7.92		1	21,138.00	10:44:07	365847	6		774376	0		408529	-6	Bullish	Bearish	-9.19		2.12	47,747.20
10:45:07	2317053	0		2313054	0		-3999	0	Bearish	Bearish	8.06		1	21,145.40	10:45:07	365847	0		774376	0		408529	0	Bullish	Bearish	3.51		2.12	47,771.55
10:46:10	2369164	52111		2313954	900		-55210	-51211	Bearish	Bearish	7.25		0.98	21,147.40	10:46:10	369153	3306		759571	-14805	Long UW	390418	-18111	Bullish	Bearish	8.44		2.06	47,793.65
10:47:07	2369164	0		2313954	0		-55210	0	Bearish	Bearish	13.35		0.98	21,148.20	10:47:07	369152	-1		759571	0		390419	1	Bullish	Bullish	34.04		2.06	47,801.45
10:48:08	2369164	0		2313954	0		-55210	0	Bearish	Bullish	13.50		0.98	21,149.90	10:48:08	369152	0		759571	0		390419	0	Bullish	Bullish	55.77		2.06	47,816.75
10:49:07	2360577	-8587	Short C	2352544	38590		-8033	47177	Bearish	Bullish	20.29		1	21,164.55	10:49:07	369152	0		759571	0		390419	0	Bullish	Bullish	47.61		2.06	47,832.90
10:50:09	2360577	0		2352544	0		-8033	0	Bearish	Bullish	24.13		1	21,161.85	10:50:09	370762	1610		767169	7598		396407	5988	Bullish	Bullish	49.16		2.07	47,836.30
10:51:08	2360577	0		2352544	0		-8033	0	Bearish	Bullish	21.81		1	21,161.55	10:51:08	370762	0		767169	0		396407	0	Bullish	Bullish	54.85		2.07	47,831.40
10:52:08	2378608	18031		2405761	53217		27153	35186	Bullish	Bullish	21.05		1.01	21,162.45	10:52:08	372685	1923		771212	4043		398527	2120	Bullish	Bullish	40.60		2.07	47,825.00
10:53:08	2378232	-376		2405761	0		27529	376	Bullish	Bullish	21.01		1.01	21,163.45	10:53:08	372685	0		771212	0		398527	0	Bullish	Bullish	46.22		2.07	47,826.30
10:54:07	2378232	0		2405761	0		27529	0	Bullish	Bullish	26.93		1.01	21,160.95	10:54:07	372685	0		771212	0		398527	0	Bullish	Bullish	53.26		2.07	47,826.65
10:55:08	2401715	23483		2421681	15920		19966	-7563	Bullish	Bullish	19.18		1.01	21,151.00	10:55:08	382330	9645		771910	698		389580	-8947	Bullish	Bullish	29.36		2.02	47,812.35
10:56:07	2401715	0		2421681	0		19966	0	Bullish	Bullish	14.85		1.01	21,152.80	10:56:07	382330	0		771910	0		389580	0	Bullish	Bullish	22.42		2.02	47,805.60
10:57:07	2401715	0		2421681	0		19966	0	Bullish	Bullish	13.53		1.01	21,152.95	10:57:07	382330	0		771910	0		389580	0	Bullish	Bullish	30.66		2.02	47,805.70
10:58:08	2412226	10511		2422599	918		10373	-9593	Bullish	Bullish	13.60		1	21,152.75	10:58:08	383693	1363		782339	10429		398646	9066	Bullish					



Nifty ATM	Nifty Spot	Nifty Pre C	Nifty Open	Nifty High	Nifty Low	India VIX	Current Expiry	Exp High	21,246.50	35.60	Not Break	Resistanc	21500	BN ATM	BN Spot	BN Pre CL	BN Open	BN High	BN Low	India VIX	Friday		Exp High	47,874.40	-69.20	Breakout	Resistanc	48000	
21200	21,182.70	20926.35	21,110.40	21,210.90	21,074.45	12.32	2023-12-21	Exp Low	20,974.30	100.15	Not Break	Support	21100	47700	47,732.30	47,092.25	47,567.65	47,943.60	47,510.85	12.32			Exp Low	47,260.90	249.95	Not Break	Support	47000	
Time	Call COI (Bearish ▼)	Call COI (+▲-▼)	Short Covering	Put COI (Bullish ▲)	Put COI (+▲-▼)	Long UW	NET Oi	+▲-▼	Net Oi Signal	Price Action Signal	VWAP Diff	Strike	Nifty PCR	Nifty LTP	Time	Call COI (Bearish ▼)	Call COI (+▲-▼)	Short Covering	Put COI (Bullish ▲)	Put COI (+▲-▼)	Long Unwinding	NET Oi	+▲-▼	Net Oi Signal	Price Action Signal	VWAP Diff	Strike	BN PCR	BN LTP
11:17:07	2508268	0	0	2567119	0	0	58851	0	Bullish	Bullish	23.56	1.02	21,164.45	11:17:07	389922	0	0	803781	0	0	413859	0	Bullish	Bullish	76.31	2.06	47,858.00		
11:18:07	2508268	0	0	2567119	0	0	58851	0	Bullish	Bullish	21.38	1.02	21,164.55	11:18:07	389922	0	0	803781	0	0	413859	0	Bullish	Bullish	54.02	2.06	47,834.35		
11:19:05	2519771	11503	0	2567119	0	0	47348	-11503	Bullish	Bullish	15.54	1.02	21,165.30	11:19:05	390272	350	0	805001	1220	0	414729	870	Bullish	Bullish	44.31	2.06	47,834.35		
11:20:07	2519771	0	0	2592339	25220	0	72568	0	Bullish	Bullish	18.13	1.03	21,162.95	11:20:07	390272	0	0	805001	0	0	414729	0	Bullish	Bullish	42.41	2.06	47,832.65		
11:21:07	2519771	0	0	2592339	0	0	72568	0	Bullish	Bearish	16.20	1.03	21,162.80	11:21:07	390272	0	0	805001	0	0	414729	0	Bullish	Bearish	38.96	2.06	47,813.40		
11:22:07	2524906	5135	0	2603939	11600	0	79033	6465	Bullish	Bullish	14.19	1.03	21,163.95	11:22:07	397288	7016	0	805001	0	0	407713	-7016	Bullish	Bearish	32.51	2.03	47,820.85		
11:23:09	2524906	0	0	2603939	0	0	79033	0	Bullish	Bullish	13.18	1.03	21,164.25	11:23:09	397288	0	0	810832	5831	0	413544	5831	Bullish	Bearish	16.37	2.04	47,805.45		
11:24:09	2524906	0	0	2603939	0	0	79033	0	Bullish	Bullish	17.35	1.03	21,165.45	11:24:09	397288	0	0	810832	0	0	413544	0	Bullish	Bearish	27.09	2.04	47,821.35		
11:25:08	2522160	-2746	Short C	2621733	17794	0	99573	20540	Bullish	Bearish	16.53	1.04	21,163.10	11:25:08	397491	203	0	808332	-2500	Long UW	410841	-2703	Bullish	Bearish	17.91	2.03	47,809.80		
11:26:08	2522160	0	0	2621733	0	0	99573	0	Bullish	Bearish	16.97	1.04	21,163.70	11:26:08	397491	0	0	808332	0	0	410841	0	Bullish	Bearish	19.48	2.03	47,806.30		
11:27:07	2522160	0	0	2621733	0	0	99573	0	Bullish	Bullish	16.39	1.04	21,166.95	11:27:07	397491	0	0	808332	0	0	410841	0	Bullish	Bearish	9.40	2.03	47,794.95		
11:28:08	2513991	-8169	Short C	2629958	8225	0	115967	16394	Bullish	Bullish	15.59	1.05	21,164.15	11:28:08	399393	1902	0	813160	4828	0	413767	2926	Bullish	Bearish	11.67	2.04	47,794.00		
11:29:08	2513991	0	0	2629958	0	0	115967	0	Bullish	Bearish	16.63	1.05	21,161.45	11:29:08	399405	12	0	813160	0	0	413755	-12	Bullish	Bearish	10.75	2.04	47,786.55		
11:30:07	2513991	0	0	2629958	0	0	115967	0	Bullish	Bearish	14.52	1.05	21,159.20	11:30:07	399405	0	0	813160	0	0	413755	0	Bullish	Bearish	-15.74	2.04	47,775.30		
11:31:07	2537960	23969	0	2635254	5296	0	97294	-18673	Bullish	Bearish	15.36	1.04	21,158.85	11:31:07	406658	7253	0	810519	-2641	Long UW	403861	-9894	Bullish	Bearish	-4.23	1.99	47,774.60		
11:32:08	2537960	0	0	2635254	0	0	97294	0	Bullish	Bearish	13.18	1.04	21,163.20	11:32:08	406658	0	0	810519	0	0	403861	0	Bullish	Bearish	-10.19	1.99	47,787.35		
11:33:07	2537960	0	0	2635254	0	0	97294	0	Bullish	Bearish	11.87	1.04	21,161.40	11:33:07	406658	0	0	810519	0	0	403861	0	Bullish	Bearish	-11.89	1.99	47,777.90		
11:34:07	2547850	9890	0	2635254	0	0	87404	-9890	Bullish	Bullish	15.05	1.03	21,163.55	11:34:07	412073	5415	0	810871	352	0	398798	-5063	Bullish	Bearish	-0.13	1.97	47,793.15		
11:35:07	2547850	0	0	2668781	33527	0	120931	33527	Bullish	Bullish	15.99	1.05	21,164.20	11:35:07	412072	-1	0	810871	0	0	398799	1	Bullish	Bearish	9.76	1.97	47,803.60		
11:36:08	2547850	0	0	2668781	0	0	120931	0	Bullish	Bullish	17.82	1.05	21,166.65	11:36:08	412072	0	0	810871	0	0	398799	0	Bullish	Bearish	9.64	1.97	47,792.50		
11:37:07	2548972	1122	0	2676897	8116	0	127925	6994	Bullish	Bullish	17.47	1.05	21,167.05	11:37:07	412775	703	0	811309	438	0	398534	-265	Bullish	Bearish	-4.81	1.97	47,796.50		
11:38:07	2548972	0	0	2676897	0	0	127925	0	Bullish	Bullish	18.79	1.05	21,167.55	11:38:07	412775	0	0	811309	0	0	398534	0	Bullish	Bearish	8.78	1.97	47,796.30		
11:39:08	2548972	0	0	2676897	0	0	127925	0	Bullish	Bullish	21.70	1.05	21,168.95	11:39:08	412775	0	0	811309	0	0	398534	0	Bullish	Bearish	5.88	1.97	47,786.55		
11:40:08	2545807	-3165	Short C	2694470	17573	0	148663	20738	Bullish	Bullish	21.18	1.06	21,168.55	11:40:08	413639	864	0	813586	2277	0	399947	1413	Bullish	Bearish	11.26	1.97	47,788.05		
11:41:07	2545807	0	0	2694470	0	0	148663	0	Bullish	Bullish	17.86	1.06	21,167.25	11:41:07	413598	-41	0	813586	0	0	399988	41	Bullish	Bearish	1.74	1.97	47,774.95		
11:42:10	2545807	0	0	2694470	0	0	148663	0	Bullish	Bullish	18.83	1.06	21,167.35	11:42:10	413598	0	0	813586	0	0	399988	0	Bullish	Bullish	9.89	1.97	47,806.15		
11:43:07	2545807	0	0	2722578	28108	0	176771	28108	Bullish	Bullish	26.50	1.07	21,179.10	11:43:07	413598	0	0	808025	-5561	Long UW	394427	-5561	Bullish	Bullish	29.94	1.95	47,809.95		
11:44:08	2481609	-64198	Short C	2722578	0	0	240969	64198	Bullish	Bullish	30.28	1.1	21,181.65	11:44:08	409501	-4097	Short C	808025	0	0	398524	4097	Bullish	Bullish	38.05	1.97	47,813.55		
11:45:08	2481609	0	0	2722578	0	0	240969	0	Bullish	Bullish	30.14	1.1	21,179.10	11:45:08	409501	0	0	808025	0	0	398524	0	Bullish	Bullish	29.56	1.97	47,807.15		
11:46:09	2481609	0	0	2769145	46567	0	287536	46567	Bullish	Bullish	29.89	1.12	21,179.45	11:46:09	407950	-1551	Short C	804074	-3951	Long UW	396124	-2400	Bullish	Bullish	34.54	1.97	47,810.20		
11:47:08	2370054	-111555	Short C	2769145	0	0	399091	111555	Bullish	Bullish	31.86	1.17	21,182.20	11:47:08	407946	-4	0	804074	0	0	396128	4	Bullish	Bullish	38.28	1.97	47,809.70		
11:48:08	2370054	0	0	2769145	0	0	399091	0	Bullish	Bullish	33.41	1.17	21,180.25	11:48:08	407946	0	0	804074	0	0	396128	0	Bullish	Bullish	41.25	1.97	47,807.75		
11:49:05	2383858	13804	0	2805668	36523	0	421810	22719	Bullish	Bullish	31.72	1.18	21,182.85	11:49:05	409643	1697	0	806227	2153	0	396584	456	Bullish	Bullish	24.42	1.97	47,806.80		
11:50:07	2383858	0	0	2805668	0	0	421810	0	Bullish	Bullish	29.55	1.18	21,174.45	11:50:07	409630	-13	0	806227	0	0	396597	13	Bullish	Bearish	19.61	1.97	47,778.65		
11:51:08	2383858	0	0	2805668	0	0	421810	0	Bullish	Bearish	20.60	1.18	21,166.60	11:51:08	409625	-5	0	806227	0	0	396602	5	Bullish	Bearish	-4.09	1.97	47,778.65		
11:52:07	2373482	-10376	Short C	2805668	0	0	432186	10376	Bullish	Bearish	13.97	1.18	21,161.35	11:52:07	414174	4549	0	806227	0	0	392053	-4549	Bullish	Bearish	-13.28	1.95	47,756.45		
11:53:08	2365930	-7552	Short C	2791067	-14601	Long UW	425137	-7049	Bullish	Bearish	16.35	1.18	21,160.55	11:53:08	414204	30	0	810162	3935	0	395958	3905	Bullish	Bearish	-13.03	1.96	47,759.70		
11:54:07	2365930	0	0	2791067	0	0	425137	0	Bullish	Bearish	18.43	1.18	21,160.45	11:54:07	414204	0	0	810162	0	0	395958	0	Bullish	Bearish	1.98	1.96	47,770.50		
11:55:07	2382487	16557	0	2797227	6160	0	414740	-10397	Bullish	Bearish	16.62	1.17	21,158.70	11:55:07	414497	293	0	816604	6442	0	402107	6149	Bullish	Bearish	-4.32	1.97	47,763.55		
11:56:06	2382487	0	0	2797227	0	0	414740	0	Bullish	Bearish	15.36	1.17	21,158.85	11:56:06	414497	0	0	816604	0	0	402107	0	Bullish	Bearish	-2.82	1.97	47,760.15		
11:57:08	2382487	0	0	2797227	0	0	414740	0	Bullish	Bearish	16.58	1.17	21,160.10	11:57:08	414497	0	0	816604	0	0	402107	0	Bullish	Bearish	7.83	1.97	47,768.65		
11:58:07	2406114	23627	0	2822764	25537	0	416650	1910	Bullish	Bearish	20.95	1.17	21,161.80	11:58:07	413488	-1009	Short C	822423	5819	0	408935	6828	Bullish	Bearish	17.12	1.99	47,781.55		
11:59:09	2406114	0	0	2822764	0	0	416650	0	Bullish	Bearish	20.03	1.17	21,159.70	11:59:09	413488	0	0	822423	0	0	408935	0	Bullish	Bearish	24.41	1.99	47,782.45		
12:00:07	2406114	0	0	2822764	0	0	416650	0	Bullish	Bearish	19.67	1.17	21,159.50	12:00:07	413488	0	0	822423	0	0	408935	0	B						



Nifty ATM	Nifty Spot	Nifty Pre C	Nifty Open	Nifty High	Nifty Low	India VIX	Current Expiry	Exp High	21,246.50	35.60	Not Break	Resistanc	21500	BN ATM	BN Spot	BN Pre CL	BN Open	BN High	BN Low	India VIX	Friday		Exp High	47,874.40	-69.20	Breakout	Resistanc	48000	
21200	21,182.70	20926.35	21,110.40	21,210.90	21,074.45	12.32	2023-12-21	Exp Low	20,974.30	100.15	Not Break	Support	21100	47700	47,732.30	47,092.25	47,567.65	47,943.60	47,510.85	12.32			Exp Low	47,260.90	249.95	Not Break	Support	47000	
Time	Call COI (Bearish ▼)	Call COI (+▲-▼)	Short Covering	Put COI (Bullish ▲)	Put COI (+▲-▼)	Long UW	NET Oi	+▲-▼	Net Oi Signal	Price Action Signal	VWAP	Strike	Nifty PCR	Nifty LTP	Time	Call COI (Bearish ▼)	Call COI (+▲-▼)	Short Covering	Put COI (Bullish ▲)	Put COI (+▲-▼)	Long Unwinding	NET Oi	+▲-▼	Net Oi Signal	Price Action Signal	VWAP Diff	Strike	BN PCR	BN LTP
12:19:07	2528905	6088		2917983	11762		389078	5674	Bullish	Bearish	19.87		1.15	21,159.25	12:19:07	414295	0		826813	0		412518	0	Bullish	Bearish	10.15		2	47,777.25
12:20:07	2528905	0		2917983	0		389078	0	Bullish	Bearish	23.56		1.15	21,157.75	12:20:07	414695	400		827031	218		412336	-182	Bullish	Bearish	18.88		1.99	47,762.90
12:21:09	2528905	0		2917983	0		389078	0	Bullish	Bearish	10.93		1.15	21,153.75	12:21:09	414695	0		827031	0		412336	0	Bullish	Bearish	-21.10	Buy 48000 PE	1.99	47,742.70
12:22:09	2541599	12694		2894929	-23054	Long UW	353330	-35748	Bullish	Bearish	15.87		1.14	21,151.45	12:22:09	414974	279		822187	-4844	Long UW	407213	-5123	Bullish	Bearish	2.43		1.98	47,736.80
12:23:08	2541599	0		2894929	0		353330	0	Bullish	Bearish	16.06		1.14	21,156.85	12:23:08	414974	0		822187	0		407213	0	Bullish	Bearish	-5.56		1.98	47,756.10
12:24:08	2541599	0		2894929	0		353330	0	Bullish	Bullish	21.03		1.14	21,166.10	12:24:08	414974	0		822187	0		407213	0	Bullish	Bearish	23.92	Buy 47500 CE	1.98	47,776.50
12:25:08	2497075	-44524	Short C	2900049	5120		402974	49644	Bullish	Bullish	28.92		1.16	21,162.90	12:25:08	414974	0		819569	-2618	Long UW	404595	-2618	Bullish	Bearish	28.12		1.97	47,778.05
12:26:07	2497075	0		2900049	0		402974	0	Bullish	Bullish	26.00		1.16	21,164.55	12:26:07	415153	179		819569	0		404416	-179	Bullish	Bullish	28.86		1.97	47,782.65
12:27:07	2497075	0		2900049	0		402974	0	Bullish	Bullish	24.48		1.16	21,161.50	12:27:07	415153	0		819569	0		404416	0	Bullish	Bullish	21.79		1.97	47,772.50
12:28:08	2497075	0		2940792	40743		443717	40743	Bullish	Bullish	26.91		1.18	21,164.15	12:28:08	418585	3432		819569	0		400984	-3432	Bullish	Bullish	27.38		1.96	47,768.40
12:29:07	2518885	21810		2940792	0		421907	-21810	Bullish	Bullish	24.35		1.17	21,163.00	12:29:07	418585	0		821974	2405		403389	2405	Bullish	Bearish	20.03		1.96	47,770.85
12:30:09	2518885	0		2940792	0		421907	0	Bullish	Bullish	29.87		1.17	21,169.15	12:30:09	418585	0		821974	0		403389	0	Bullish	Bullish	33.65		1.96	47,787.30
12:31:07	2480960	-37925	Short C	2956563	15771		475603	53696	Bullish	Bullish	30.10		1.19	21,163.50	12:31:07	418584	-1		819556	-2418	Long UW	400972	-2417	Bullish	Bullish	35.89		1.96	47,776.80
12:33:08	2480960	0		2956563	0		475603	0	Bullish	Bullish	26.24		1.19	21,162.05	12:33:08	418856	272		819556	0		400700	-272	Bullish	Bearish	12.66		1.96	47,764.30
12:33:20	2480960	0		2956563	0		475603	0	Bullish	Bullish	26.24		1.19	21,162.05	12:33:20	418856	0		819556	0		400700	0	Bullish	Bullish	12.66		1.96	47,764.30
12:34:09	2505280	24320		2956563	0		451283	-24320	Bullish	Bullish	26.72		1.18	21,161.65	12:34:09	416386	-2470	Short C	819556	0		403170	2470	Bullish	Bullish	11.76		1.97	47,764.40
12:35:08	2508055	2775		2991423	34860		483368	32085	Bullish	Bullish	27.24		1.19	21,161.70	12:35:08	416386	0		816915	-2641	Long UW	400529	-2641	Bullish	Bullish	10.96		1.96	47,760.15
12:36:09	2508055	0		2991423	0		483368	0	Bullish	Bullish	27.87		1.19	21,163.75	12:36:09	416386	0		816915	0		400529	0	Bullish	Bullish	5.60		1.96	47,758.30
12:37:07	2511226	3171		2992576	1153		481350	-2018	Bullish	Bearish	27.03		1.19	21,159.00	12:37:07	416386	0		816915	0		400529	0	Bullish	Bearish	6.15		1.96	47,750.90
12:38:07	2511226	0		2992576	0		481350	0	Bullish	Bullish	27.60		1.19	21,163.45	12:38:07	417289	903		817405	490		400116	-413	Bullish	Bearish	8.24		1.96	47,753.25
12:39:07	2511226	0		2992576	0		481350	0	Bullish	Bearish	27.57		1.19	21,160.75	12:39:07	417305	16		817405	0		400100	-16	Bullish	Bearish	7.64		1.96	47,753.90
12:40:08	2527195	15969		3001867	9291		474672	-6678	Bullish	Bearish	24.90		1.19	21,159.45	12:40:08	411871	-5434	Short C	817568	163		405697	5597	Bullish	Bearish	6.53		1.99	47,752.05
12:41:07	2527195	0		3001867	0		474672	0	Bullish	Bearish	25.53		1.19	21,162.30	12:41:07	411873	2		817568	0		405695	-2	Bullish	Bearish	7.82		1.99	47,758.35
12:42:08	2527195	0		3001867	0		474672	0	Bullish	Bearish	24.91		1.19	21,160.55	12:42:08	411873	0		817568	0		405695	0	Bullish	Bearish	10.92		1.99	47,754.85
12:43:07	2527195	0		3001867	0		474672	0	Bullish	Bearish	26.49		1.19	21,162.20	12:43:07	412259	386		817568	0		405309	-386	Bullish	Bearish	20.97		1.98	47,762.10
12:44:07	2539492	12297		3021700	19833		482208	7536	Bullish	Bearish	26.01		1.19	21,161.90	12:44:07	412236	-23		819291	1723		407055	1746	Bullish	Bearish	1.36		1.99	47,760.25
12:45:07	2539492	0		3021700	0		482208	0	Bullish	Bullish	27.19		1.19	21,162.90	12:45:07	412236	0		819291	0		407055	0	Bullish	Bearish	3.61		1.99	47,756.15
12:46:07	2548615	9123		3025635	3935		477020	-5188	Bullish	Bullish	25.72		1.19	21,165.25	12:46:07	412236	0		819291	0		407055	0	Bullish	Bearish	6.60		1.99	47,757.90
12:47:08	2548615	0		3025635	0		477020	0	Bullish	Bullish	25.49		1.19	21,163.20	12:47:08	413222	986		823361	4070		410139	3084	Bullish	Bearish	2.60		1.99	47,753.90
12:48:07	2548615	0		3025635	0		477020	0	Bullish	Bullish	29.36		1.19	21,163.35	12:48:07	413224	2		823361	0		410137	-2	Bullish	Bearish	3.59		1.99	47,755.75
12:49:07	2553113	4498		3021705	-3930	Long UW	468592	-8428	Bullish	Bullish	30.04		1.18	21,166.40	12:49:07	413224	0		822395	-966		409171	-966	Bullish	Bearish	18.49		1.99	47,758.00
12:50:08	2553113	0		3021705	0		468592	0	Bullish	Bullish	32.20		1.18	21,166.30	12:50:08	413411	187		822395	0		408984	-187	Bullish	Bullish	24.89		1.99	47,767.55
12:51:07	2553113	0		3021705	0		468592	0	Bullish	Bullish	34.07		1.18	21,167.20	12:51:07	413411	0		822395	0		408984	0	Bullish	Bullish	29.53		1.99	47,771.10
12:52:07	2553113	0		3021705	0		468592	0	Bullish	Bullish	31.20		1.18	21,166.25	12:52:07	413268	-143		822395	0		409127	143	Bullish	Bullish	32.50		1.99	47,774.80
12:53:08	2563882	10769		3009086	-12619	Long UW	445204	-23388	Bullish	Bullish	31.30		1.17	21,168.15	12:53:08	413270	2		819515	-2880	Long UW	406245	-2882	Bullish	Bullish	38.66		1.98	47,782.65
12:54:07	2563882	0		3009086	0		445204	0	Bullish	Bullish	35.14		1.17	21,168.85	12:54:07	413270	0		819515	0		406245	0	Bullish	Bullish	55.38		1.98	47,785.85
12:55:08	2555082	-8800	Short C	3010991	1905		455909	10705	Bullish	Bullish	34.11		1.18	21,166.80	12:55:08	413270	0		818712	-803		405442	-803	Bullish	Bullish	56.44		1.98	47,787.10
12:56:07	2555082	0		3010991	0		455909	0	Bullish	Bullish	30.73		1.18	21,165.55	12:56:07	428217	14947		818712	0		390495	-14947	Bullish	Bullish	55.18		1.91	47,788.45
12:57:07	2555082	0		3010991	0		455909	0	Bullish	Bullish	31.52		1.18	21,167.45	12:57:07	428217	0		818712	0		390495	0	Bullish	Bullish	48.33		1.91	47,788.75
12:58:09	2577873	22791		3010991	0		433118	-22791	Bullish	Bullish	34.18		1.17	21,166.40	12:58:09	430875	2658		821671	2959		390796	301	Bullish	Bullish	38.16		1.91	47,794.05
12:59:09	2577873	0		3016019	5028		438146	5028	Bullish	Bullish	32.56		1.17	21,167.55	12:59:09	430875	0		821671	0		390796	0	Bullish	Bullish	46.44		1.91	47,790.85
13:00:08	2577873	0		3016019	0		438146	0	Bullish	Bullish	34.84		1.17	21,169.15	13:00:08	430875	0		821671	0		390796	0	Bullish	Bullish	49.06		1.91	47,788.90
13:01:08	2577873	0		3016019	0		438146	0	Bullish	Bullish	36.77		1.17	21,175.00	13:01:08	430875	0		821671	0		390796	0	Bullish	Bullish	51.41		1.91	47,805.90
13:02:07	2569091	-8782	Short C	3019339	3320		450248	12102	Bullish	Bullish	39.39		1.18	21,172.80	13:02:07	4318													



Nifty ATM	Nifty Spot	Nifty Pre C	Nifty Open	Nifty High	Nifty Low	India VIX	Current Expiry	Exp High	21,246.50	35.60	Not Break	Resistanc	21500	BN ATM	BN Spot	BN Pre CL	BN Open	BN High	BN Low	India VIX	Friday	Exp High	47,874.40	-69.20	Breakout	Resistanc	48000		
21200	21,182.70	20926.35	21,110.40	21,210.90	21,074.45	12.32	2023-12-21	Exp Low	20,974.30	100.15	Not Break	Support	21100	47700	47,732.30	47,092.25	47,567.65	47,943.60	47,510.85	12.32	Observer	Exp Low	47,260.90	249.95	Not Break	Support	47000		
Time	Call COI (Bearish ▼)	Call COI (+▲-▼)	Short Covering	Put COI (Bullish ▲)	Put COI (+▲-▼)	Long UW	NET Oi	+▲-▼	Net Oi Signal	Price Action Signal	VPW Diff	Strike	Nifty PCR	Nifty LTP	Time	Call COI (Bearish ▼)	Call COI (+▲-▼)	Short Covering	Put COI (Bullish ▲)	Put COI (+▲-▼)	Long Unwinding	NET Oi	+▲-▼	Net Oi Signal	Price Action Signal	VPW Diff	Strike	BN PCR	BN LTP
13:21:07	2547370	0		3069796	0		522426	0	Bullish	Bullish	55.11		1.21	21,196.35	13:21:07	413352	34		840986	0		427634	-34	Bullish	Bullish	112.21		2.03	47,857.35
13:22:09	2547370	0		3069796	0		522426	0	Bullish	Bullish	57.61		1.21	21,204.95	13:22:09	410245	-3107	Short C	840986	0		430741	3107	Bullish	Bullish	119.82		2.05	47,862.25
13:23:07	2084588	-462782	Short C	3056068	-137228	Long UW	971480	449054	Bullish	Bullish	58.70		1.47	21,197.45	13:23:07	410245	0		842512	1526		432267	1526	Bullish	Bullish	117.20		2.05	47,859.70
13:24:07	2084588	0		3056068	0		971480	0	Bullish	Bullish	59.80		1.47	21,198.45	13:24:07	410245	0		842512	0		432267	0	Bullish	Bullish	116.50		2.05	47,851.65
13:25:08	2066582	-18006	Short C	3063590	7522		997008	25528	Bullish	Bullish	60.40		1.48	21,198.75	13:25:08	410245	0		835158	-7354	Long UW	424913	-7354	Bullish	Bullish	101.73		2.04	47,845.45
13:26:07	2066582	0		3063590	0		997008	0	Bullish	Bullish	61.96		1.48	21,199.45	13:26:07	410452	207		835158	0		424706	-207	Bullish	Bullish	106.84		2.03	47,859.25
13:27:07	2066582	0		3063590	0		997008	0	Bullish	Bullish	63.43		1.48	21,198.10	13:27:07	410452	0		835158	0		424706	0	Bullish	Bullish	111.24		2.03	47,858.20
13:28:09	2087615	21033		3076249	12659		988634	-8374	Bullish	Bullish	59.61		1.47	21,198.25	13:28:09	411269	817		835158	0		423889	-817	Bullish	Bullish	109.69		2.03	47,856.10
13:29:07	2087615	0		3076249	0		988634	0	Bullish	Bullish	58.75		1.47	21,201.45	13:29:07	411269	0		833162	-1996	Long UW	421893	-1996	Bullish	Bullish	110.11		2.03	47,861.30
13:30:08	2087615	0		3076249	0		988634	0	Bullish	Bullish	62.54		1.47	21,198.15	13:30:08	411269	0		833162	0		421893	0	Bullish	Bullish	106.79		2.03	47,854.15
13:31:08	2087615	0		3076249	0		988634	0	Bullish	Bullish	60.60		1.47	21,193.80	13:31:08	410645	-624		833162	0		422517	624	Bullish	Bullish	95.37		2.03	47,861.45
13:32:08	2113641	26026		3075989	-260		962348	-26286	Bullish	Bullish	54.51		1.46	21,196.25	13:32:08	410643	-624		833980	818		423337	820	Bullish	Bullish	80.17		2.03	47,850.60
13:33:08	2113641	0		3075989	0		962348	0	Bullish	Bullish	59.24		1.46	21,199.05	13:33:08	410643	0		833980	0		423337	0	Bullish	Bullish	101.24		2.03	47,851.95
13:34:08	2096959	-16682	Short C	3082174	6185		985215	22867	Bullish	Bullish	62.10		1.47	21,202.00	13:34:08	410934	291		833730	-250		422796	-541	Bullish	Bullish	107.00		2.03	47,862.70
13:35:08	2096959	0		3082174	0		985215	0	Bullish	Bullish	69.84		1.47	21,208.60	13:35:08	410913	-21		833912	182		422999	203	Bullish	Bullish	136.97		2.03	47,873.00
13:36:08	2096959	0		3082174	0		985215	0	Bullish	Bullish	70.37		1.47	21,206.35	13:36:08	410913	0		833912	0		422999	0	Bullish	Bullish	127.00		2.03	47,863.20
13:37:07	2004013	-92946	Short C	3061535	-20639	Long UW	1057522	72307	Bullish	Bullish	64.14		1.53	21,205.30	13:37:07	410913	0		833912	0		422999	0	Bullish	Bullish	101.25		2.03	47,871.35
13:38:14	2004013	0		3061535	0		1057522	0	Bullish	Bullish	63.28		1.53	21,203.20	13:38:14	408460	-2453	Short C	838271	4359		429811	6812	Bullish	Bullish	105.26		2.05	47,862.10
13:39:09	2004013	0		3061535	0		1057522	0	Bullish	Bullish	61.33		1.53	21,204.95	13:39:09	408460	0		838271	0		429811	0	Bullish	Bullish	95.16		2.05	47,863.40
13:40:08	2004013	0		3061535	0		1057522	0	Bullish	Bullish	63.18		1.53	21,203.60	13:40:08	408460	0		838271	0		429811	0	Bullish	Bullish	101.71		2.05	47,868.65
13:41:07	2053690	49677		3080213	18678		1026523	-30999	Bullish	Bullish	65.87		1.5	21,203.10	13:41:07	408894	434		838906	635		430012	201	Bullish	Bullish	105.25		2.05	47,868.80
13:42:07	2053690	0		3080213	0		1026523	0	Bullish	Bullish	65.01		1.5	21,205.55	13:42:07	408894	0		838906	0		430012	0	Bullish	Bullish	111.09		2.05	47,867.85
13:43:08	2050796	-2894	Short C	3080213	0		1029417	2894	Bullish	Bullish	67.46		1.5	21,205.30	13:43:08	406800	-2094	Short C	840887	1981		434087	4075	Bullish	Bullish	114.66		2.07	47,874.65
13:44:08	2050796	0		3092877	12664		1042081	12664	Bullish	Bullish	66.92		1.51	21,205.50	13:44:08	406758	-42		840887	0		434129	42	Bullish	Bullish	111.76		2.07	47,864.15
13:45:08	2050796	0		3092877	0		1042081	0	Bullish	Bullish	71.21		1.51	21,207.65	13:45:08	406731	-27		840887	0		434156	27	Bullish	Bullish	115.97		2.07	47,871.30
13:46:08	2058743	7947		3084523	-8354	Long UW	1025780	-16301	Bullish	Bullish	71.28		1.5	21,205.50	13:46:08	406731	0		841862	975		435131	975	Bullish	Bullish	104.33		2.07	47,860.85
13:47:08	2058703	-40		3084523	0		1025820	40	Bullish	Bearish	65.91		1.5	21,201.10	13:47:08	407231	500		841862	0		434631	-500	Bullish	Bearish	89.05		2.07	47,854.60
13:48:09	2058703	0		3084523	0		1025820	0	Bullish	Bearish	66.81		1.5	21,203.75	13:48:09	407231	0		841862	0		434631	0	Bullish	Bearish	88.24		2.07	47,842.70
13:49:08	2058703	0		3084523	0		1025820	0	Bullish	Bearish	65.36		1.5	21,202.05	13:49:08	407231	0		843371	1509		436140	1509	Bullish	Bearish	74.37		2.07	47,840.70
13:50:07	2096508	37805		3090613	6090		994105	-31715	Bullish	Bearish	59.55		1.47	21,193.85	13:50:07	410733	3502		843371	0		432638	-3502	Bullish	Bearish	65.68		2.05	47,806.10
13:51:07	2096508	0		3090613	0		994105	0	Bullish	Bearish	55.88		1.47	21,190.15	13:51:07	410733	0		843371	0		432638	0	Bullish	Bearish	50.76		2.05	47,814.95
13:52:07	2075614	-20894	Short C	3090613	0		1014999	20894	Bullish	Bearish	52.35		1.49	21,194.25	13:52:07	410733	0		843371	0		432638	0	Bullish	Bearish	61.93		2.05	47,822.10
13:53:07	2075614	0		3027899	-62714	Long UW	952285	-62714	Bullish	Bearish	57.26		1.46	21,195.55	13:53:07	408782	-1951	Short C	841004	-2367	Long UW	432222	-416	Bullish	Bearish	84.67		2.06	47,834.65
13:54:07	2075614	0		3027899	0		952285	0	Bullish	Bearish	56.55		1.46	21,195.25	13:54:07	408782	0		841004	0		432222	0	Bullish	Bearish	75.54		2.06	47,840.00
13:55:07	2116063	40449		3048519	20620		932456	-19829	Bullish	Bearish	59.69		1.44	21,194.00	13:55:07	408782	0		841986	982		433204	982	Bullish	Bearish	83.89		2.06	47,833.05
13:56:08	2116063	0		3048519	0		932456	0	Bullish	Bearish	57.78		1.44	21,195.10	13:56:08	407381	-1401	Short C	841986	0		434605	1401	Bullish	Bearish	74.42		2.07	47,836.60
13:57:07	2116063	0		3048519	0		932456	0	Bullish	Bearish	57.41		1.44	21,193.65	13:57:07	407381	0		841986	0		434605	0	Bullish	Bearish	82.23		2.07	47,840.85
13:58:07	2116063	0		3048519	0		932456	0	Bullish	Bearish	56.03		1.44	21,194.35	13:58:07	407656	275		842538	552		434882	277	Bullish	Bearish	72.45		2.07	47,827.50
13:59:08	2151871	35808		3058775	10256		906904	-25552	Bullish	Bearish	54.63		1.42	21,194.20	13:59:08	407657	1		842382	-156		434725	-157	Bullish					



Nifty ATM	Nifty Spot	Nifty Pre C	Nifty Open	Nifty High	Nifty Low	India VIX	Current Expiry	Exp High	21,246.50	35.60	Not Break	Resistanc	21500	BN ATM	BN Spot	BN Pre CL	BN Open	BN High	BN Low	India VIX	Friday		Exp High	47,874.40	-69.20	Breakout	Resistanc	48000	
21200	21,182.70	20926.35	21,110.40	21,210.90	21,074.45	12.32	2023-12-21	Exp Low	20,974.30	100.15	Not Break	Support	21100	47700	47,732.30	47,092.25	47,567.65	47,943.60	47,510.85	12.32			Exp Low	47,260.90	249.95	Not Break	Support	47000	
Time	Call COI (Bearish ▼)	Call COI (+▲-▼)	Short Covering	Put COI (Bullish ▲)	Put COI (+▲-▼)	Long UW	NET Oi	+▲-▼	Net Oi Signal	Price Action Signal	VWAP Diff	Strike	Nifty PCR	Nifty LTP	Time	Call COI (Bearish ▼)	Call COI (+▲-▼)	Short Covering	Put COI (Bullish ▲)	Put COI (+▲-▼)	Long Unwinding	NET Oi	+▲-▼	Net Oi Signal	Price Action Signal	VWAP Diff	Strike	BN PCR	BN LTP
14:23:08	2296625	-18		3019719	0		723094	18	Bullish	Bullish	58.72		1.31	21,191.70	14:23:08	414816	877		842606	2229		427790	1352	Bullish	Bullish	47.19		2.03	47,791.85
14:24:07	2296625	0		3019719	0		723094	0	Bullish	Bullish	58.36		1.31	21,193.35	14:24:07	414816	0		842606	0		427790	0	Bullish	Bullish	53.50		2.03	47,790.15
14:25:07	2296625	0		3019719	0		723094	0	Bullish	Bullish	59.54		1.31	21,193.50	14:25:07	416994	2178		842606	0		425612	-2178	Bullish	Bearish	52.08		2.02	47,791.85
14:26:08	2310537	13912		3016222	-3497	Long UW	705685	-17409	Bullish	Bearish	60.27		1.31	21,192.85	14:26:08	417040	46		842767	161		425727	115	Bullish	Bearish	54.53		2.02	47,796.65
14:27:09	2310537	0		3016222	0		705685	0	Bullish	Bearish	63.58		1.31	21,195.55	14:27:09	417040	0		842767	0		425727	0	Bullish	Bullish	55.67		2.02	47,807.15
14:28:07	2310537	0		3016222	0		705685	0	Bullish	Bullish	68.31		1.31	21,199.10	14:28:07	417027	-13		841608	-1159	Long UW	424581	-1146	Bullish	Bearish	72.89		2.02	47,806.45
14:29:08	2299694	-10843	Short C	3008893	-7329	Long UW	709199	3514	Bullish	Bullish	65.27		1.31	21,195.85	14:29:08	419535	2508		841608	0		422073	-2508	Bullish	Bullish	66.72		2.01	47,808.90
14:30:03	2299694	0		3008893	0		709199	0	Bullish	Bullish	65.27		1.31	21,197.20	14:30:03	419535	0		841608	0		422073	0	Bullish	Bearish	66.72		2.01	47,807.90
14:31:09	2343306	43612		3006949	-1944	Long UW	663643	-45556	Bullish	Bullish	61.69		1.28	21,197.10	14:31:09	419535	0		841608	0		422073	0	Bullish	Bearish	56.79		2.01	47,803.40
14:32:08	2343306	0		3006949	0		663643	0	Bullish	Bullish	65.72		1.28	21,198.40	14:32:08	421147	1612		841483	-125		420336	-1737	Bullish	Bearish	59.66		2	47,799.55
14:33:08	2343306	0		3006949	0		663643	0	Bullish	Bullish	61.33		1.28	21,196.45	14:33:08	421154	7		841483	0		420329	-7	Bullish	Bearish	40.79		2	47,793.65
14:34:07	2343306	0		3006949	0		663643	0	Bullish	Bearish	58.52		1.28	21,188.55	14:34:07	424248	3094		841483	0		417235	-3094	Bullish	Bearish	29.22		1.98	47,766.10
14:35:07	2364941	21635		2915130	-91819	Long UW	550189	-113454	Bullish	Bearish	54.54		1.23	21,188.95	14:35:07	424227	-21		837335	-4148	Long UW	413108	-4127	Bullish	Bearish	31.48		1.97	47,755.80
14:36:07	2364941	0		2915130	0		550189	0	Bullish	Bullish	59.90		1.23	21,193.15	14:36:07	424227	0		837335	0		413108	0	Bullish	Bearish	39.48		1.97	47,774.50
14:37:07	2364941	0		2933202	18072		568261	18072	Bullish	Bearish	56.26		1.24	21,188.50	14:37:07	424227	0		837335	0		413108	0	Bullish	Bearish	31.43		1.97	47,754.15
14:38:16	2385799	20858		2933202	0		547403	-20858	Bullish	Bearish	56.63		1.23	21,185.60	14:38:16	425001	774		836541	-794		411540	-1568	Bullish	Bearish	33.39		1.97	47,754.60
14:39:07	2385799	0		2933202	0		547403	0	Bullish	Bearish	55.66		1.23	21,187.10	14:39:07	425001	0		836541	0		411540	0	Bullish	Bearish	30.93		1.97	47,763.65
14:40:07	2345200	-40599	Short C	2933202	0		588002	40599	Bullish	Bearish	56.96		1.25	21,190.65	14:40:07	425302	301		836541	0		411239	-301	Bullish	Bearish	36.58		1.97	47,764.10
14:41:07	2345200	0		2923029	-10173	Long UW	577829	-10173	Bullish	Bearish	58.44		1.25	21,189.20	14:41:07	425188	-114		834160	-2381	Long UW	408972	-2267	Bullish	Bearish	36.22		1.96	47,760.95
14:42:07	2345200	0		2923029	0		577829	0	Bullish	Bearish	57.71		1.25	21,191.00	14:42:07	425188	0		834160	0		408972	0	Bullish	Bearish	41.76		1.96	47,769.45
14:43:09	2345200	0		2925362	2333		580162	2333	Bullish	Bearish	60.81		1.25	21,194.20	14:43:09	425188	0		834160	0		408972	0	Bullish	Bearish	45.75		1.96	47,769.15
14:44:07	2351000	5800		2925362	0		574362	-5800	Bullish	Bearish	62.72		1.24	21,193.25	14:44:07	425279	91		831658	-2502	Long UW	406379	-2593	Bullish	Bearish	56.05		1.96	47,775.75
14:45:09	2351000	0		2925362	0		574362	0	Bullish	Bearish	66.16		1.24	21,196.20	14:45:09	425279	0		831658	0		406379	0	Bullish	Bearish	60.89		1.96	47,784.30
14:46:08	2365070	14070		2925362	0		560292	-14070	Bullish	Bearish	64.98		1.24	21,195.05	14:46:08	425279	0		831658	0		406379	0	Bullish	Bearish	66.18		1.96	47,780.60
14:47:07	2365070	0		2901269	-24093	Long UW	536199	-24093	Bullish	Bullish	64.70		1.23	21,192.90	14:47:07	423740	-1539	Short C	824899	-6759	Long UW	401159	-5220	Bullish	Bullish	62.15		1.95	47,777.90
14:48:08	2365070	0		2901269	0		536199	0	Bullish	Bearish	54.07		1.23	21,184.75	14:48:08	423740	0		824899	0		401159	0	Bullish	Bullish	25.32		1.95	47,758.10
14:49:07	2365070	0		2901269	0		536199	0	Bullish	Bearish	56.10		1.23	21,185.20	14:49:07	423740	0		824899	0		401159	0	Bullish	Bearish	37.55		1.95	47,759.95
14:50:07	2348671	-16399	Short C	2777548	-123721	Long UW	428877	-107322	Bullish	Bearish	55.75		1.18	21,185.45	14:50:07	422592	-1148	Short C	825144	245		402552	1393	Bullish	Bearish	38.48		1.95	47,750.15
14:51:08	2348671	0		2777548	0		428877	0	Bullish	Bearish	54.59		1.18	21,185.00	14:51:08	422579	-13		825144	0		402565	13	Bullish	Bearish	32.43		1.95	47,748.05
14:52:08	2348671	0		2777548	0		428877	0	Bullish	Bearish	52.35		1.18	21,185.00	14:52:08	422579	0		825144	0		402565	0	Bullish	Bearish	24.14		1.95	47,748.85
14:53:07	2350667	1996		2719271	-58277	Long UW	368604	-60273	Bullish	Bearish	54.81		1.16	21,184.95	14:53:07	422979	400		821829	-3315	Long UW	398850	-3715	Bullish	Bearish	27.86		1.94	47,751.00
14:54:07	2350667	0		2719271	0		368604	0	Bullish	Bearish	56.84		1.16	21,185.25	14:54:07	422979	0		821829	0		398850	0	Bullish	Bearish	26.12		1.94	47,746.90
14:55:07	2350667	0		2719271	0		368604	0	Bullish	Bearish	48.91		1.16	21,177.35	14:55:07	422979	0		821829	0		398850	0	Bullish	Bearish	20.49		1.94	47,732.00
14:56:06	2350667	0		2719271	0		368604	0	Bullish	Bearish	48.91		1.16	21,175.20	14:56:06	422979	0		821829	0		398850	0	Bullish	Bearish	20.49		1.94	47,731.85
14:57:08	2350667	0		2719271	0		368604	0	Bullish	Bearish	48.91		1.16	21,167.55	14:57:08	422979	0		821829	0		398850	0	Bullish	Bearish	20.49		1.94	47,710.25
14:58:08	2350667	0		2719271	0		368604	0	Bullish	Bearish	48.91		1.16	21,166.75	14:58:08	422979	0		821829	0		398850	0	Bullish	Bearish	20.49		1.94	47,683.60
14:59:08	2350667	0		2719271	0		368604	0	Bullish	Bearish	48.91		1.16	21,172.05	14:59:08	422979	0		821829	0		398850	0	Bullish	Bearish	20.49		1.94	47,699.20
15:00:08	2350667	0		2719271	0		368604	0	Bullish	Bearish	48.91		1.16	21,172.25	15:00:08	422979	0		821829	0		398850	0	Bullish	Bearish	20.49		1.94	47,710.45
15:01:07	2350667	0		2719271	0		368604	0	Bullish	Bearish	48.91		1.16	21,167.50	15:01:07	422979	0		821829	0		398850	0	Bullish	Bearish	20.49		1.94	47,694.35
15:02:07	2350667	0		2719271	0		368604	0	Bullish	Bearish	48.91		1.16	21,164.10	15:02:07	422979	0		821829	0		398850	0	Bullish	Bearish	20.49		1.94	47,690.65
15:03:07	2350667	0		2719271	0		368604	0	Bullish	Bearish	48.91		1.16	21,174.75	15:03:07	422979	0		821829	0		398850	0	Bullish	Bearish	20.49		1.94	47,699.30
15:04:08	2350667	0		2719271	0		368604	0	Bullish	Bearish	48.91		1.16	21,178.80	15:04:08	422979	0		821829	0		398850	0	Bullish	Bearish	20.49		1.94	47,725.65
15:05:07	2350667	0		2719271	0		368604	0	Bullish	Bearish	48.91		1.16	21,176.00	15:05:07	422979	0		821829	0		398850	0	Bullish	Bearish	20.49		1.94	47,728.00
15:06:09	2350667	0		2719271	0		368604	0	Bullish	Bearish	48.91		1.16	21,176.40	15:06:09	422979	0		821829	0		398850	0	Bullish					

Nifty ATM	Nifty Spot	Nifty Pre C	Nifty Open	Nifty High	Nifty Low	India VIX	Current Expiry	Exp High	21,246.50	35.60	Not Break	Resistanc	21500	BN ATM	BN Spot	BN Pre CL	BN Open	BN High	BN Low	India VIX	Friday		Exp High	47,874.40	-69.20	Breakout	Resistanc	48000	
21200	21,182.70	20926.35	21,110.40	21,210.90	21,074.45	12.32	2023-12-21	Exp Low	20,974.30	100.15	Not Break	Support	21100	47700	47,732.30	47,092.25	47,567.65	47,943.60	47,510.85	12.32		Exp Low	47,260.90	249.95	Not Break	Support	47000		
Time	Call COI (Bearish ▼)	Call COI (+▲-▼)	Short Covering	Put COI (Bullish ▲)	Put COI (+▲-▼)	Long UW	NET Oi	+▲-▼	Net Oi Signal	Price Action Signal	VWAP Diff	Strike	Nifty PCR	Nifty LTP	Time	Call COI (Bearish ▼)	Call COI (+▲-▼)	Short Covering	Put COI (Bullish ▲)	Put COI (+▲-▼)	Long Unwinding	NET Oi	+▲-▼	Net Oi Signal	Price Action Signal	VWAP Diff	Strike	BN PCR	BN LTP
15:25:07	2102626	0		2266564	0		163938	0	Bullish	Bullish	48.91		1.08	21,200.65	15:25:07	510219	0		780987	0		270768	0	Bullish	Bullish	-9.95		1.53	47,772.40
15:26:08	2102626	0		2266564	0		163938	0	Bullish	Bullish	48.91		1.08	21,207.55	15:26:08	510219	0		780987	0		270768	0	Bullish	Bullish	-9.95		1.53	47,789.85
15:27:07	2102626	0		2266564	0		163938	0	Bullish	Bullish	48.91		1.08	21,206.10	15:27:07	510219	0		780987	0		270768	0	Bullish	Bullish	-9.95		1.53	47,774.30
15:28:09	2102626	0		2266564	0		163938	0	Bullish	Bullish	48.91		1.08	21,207.90	15:28:09	510219	0		780987	0		270768	0	Bullish	Bullish	-9.95		1.53	47,768.85
15:29:08	2102626	0		2266564	0		163938	0	Bullish	Bullish	48.91		1.08	21,203.45	15:29:08	510219	0		780987	0		270768	0	Bullish	Bullish	-9.95		1.53	47,750.40
15:30:07	1298695	-803931	Short C	2266564	0		967869	803931	Bullish	Bullish	48.91		1.75	21,197.40	15:30:07	510219	0		780987	0		270768	0	Bullish	Bullish	-9.95		1.53	47,735.15
15:31:08	1298695	0		1578565	-687999	Long UW	279870	-687999	Bullish	Bullish	73.17		1.22	21,190.75	15:31:08	429188	-81031	Short C	664953	-116034	Long UW	235765	-35003	Bullish	Bullish	81.44		1.55	47,756.25



Nifty ATM	Nifty Spot	Nifty Pre CL	Nifty Open	Nifty High	Nifty Low	India VIX	Current Expiry	Exp High	21_246.50	35.60	Not Break	Resistanc	21500	BN ATM	BN Spot	BN Pre CL	BN Open	BN High	BN Low	India VIX	Friday		Exp High	47,874.40	-69.20	Breakout	Resistanc	48000	
21200	21,182.70	20926.35	21,110.40	21,210.90	21,074.45	12.32	2023-12-21	Exp Low	20,974.30	100.15	Not Break	Support	21100	47700	47,732.30	47,092.25	47,567.65	47,943.60	47,510.85	12.32			Exp Low	47,260.90	249.95	Not Break	Support	47000	
Time	Call COI (Bearish ▼)	Call COI (+▲▼)	Short Covering	Put COI (Bullish ▲)	Put COI (+▲▼)	Long UW	NET Oi	+▲▼	Net Oi Signal	Price Action Signal	VWAP Diff	Strike	Nifty PCR	Nifty LTP	Time	Call COI (Bearish ▼)	Call COI (+▲▼)	Short Covering	Put COI (Bullish ▲)	Put COI (+▲▼)	Long Unwinding	NET Oi	+▲▼	Net Oi Signal	Price Action Signal	VWAP Diff	Strike	BN PCR	BN LTP
09:15:08	445535			20626	0		-424909	0	Bearish	Wait	53.06	21100	0.05	21,110.40	09:15:08	274944	0		131738	0		-143206	0	Bearish	Wait	91.41	47600	0.48	47,567.65
09:16:07	1328067	882532		20626	0		-1307441	-882532	Bearish	Wait	1.54	21100	0.02	21,087.45	09:16:07	262999	-11945	Short C	131738	0		-131261	11945	Bearish	Wait	15.39	47600	0.5	47,559.90
09:16:21	1328067	0		20626	0		-1307441	0	Bearish	Wait	1.54	21100	0.02	21,087.45	09:16:21	262999	0		131738	0		-131261	0	Bearish	Wait	15.39	47600	0.5	47,559.90
09:17:08	1328067	0		360321	339695		-967746	339695	Bearish	Wait	3.80	21100	0.27	21,106.15	09:17:08	262999	0		184701	52963		-78298	52963	Bearish	Wait	46.28	47700	0.7	47,674.40
09:17:36	1328067	0		360321	0		-967746	0	Bearish	Wait	3.80	21100	0.27	21,106.15	09:17:36	262999	0		184701	0		-78298	0	Bearish	Wait	46.28	47700	0.7	47,674.40
09:18:07	1328067	0		360321	0		-967746	0	Bearish	Wait	14.49	21100	0.27	21,108.50	09:18:07	262999	0		184701	0		-78298	0	Bearish	Wait	108.73	47700	0.7	47,743.15
09:19:09	1354084	26017		743911	383590		-610173	357573	Bearish	Wait	16.23	21100	0.55	21,112.50	09:19:09	277640	14641		319792	135091		42152	120450	Bullish	Wait	82.52	47700	1.15	47,742.40
09:20:14	1395698	41614		743911	0		-651787	-41614	Bearish	Wait	13.55	21100	0.53	21,118.10	09:20:14	292944	15304		319792	0		26848	-15304	Bullish	Wait	63.46	47700	1.09	47,696.30
09:21:08	1430608	34910		743911	0		-686697	-34910	Bearish	Wait	11.07	21100	0.52	21,109.70	09:21:08	292944	0		319792	0		26848	0	Bullish	Wait	46.08	47700	1.09	47,707.75
09:22:07	1430608	0		827251	83340		-603357	83340	Bearish	Wait	13.04	21100	0.58	21,113.75	09:22:07	290751	-2193	Short C	349573	29781		58822	31974	Bullish	Wait	72.92	47700	1.2	47,717.95
09:23:07	1559478	128870		1039796	212545		-519682	83675	Bearish	Wait	9.88	21100	0.67	21,115.10	09:23:07	315335	24584		396983	47410		81648	22826	Bullish	Wait	45.06	47700	1.26	47,707.30
09:24:07	1559478	0		1039796	0		-519682	0	Bearish	Wait	3.29	21100	0.67	21,115.10	09:24:07	315335	0		396983	0		81648	0	Bullish	Wait	15.84	47700	1.26	47,681.65
09:25:07	1577722	18244		1139487	99691		-438235	81447	Bearish	Wait	-0.66	21100	0.72	21,106.80	09:25:07	312936	-2399	Short C	451155	54172		138219	56571	Bullish	Wait	8.97	47700	1.44	47,682.60
09:26:08	1696226	118504		1139487	0		-556739	-118504	Bearish	Bearish	-2.30	21100	0.67	21,103.10	09:26:08	334807	21871		451720	565		116913	-21306	Bullish	Bullish	0.28	47700	1.35	47,651.55
09:27:07	1696226	0		1221373	81886		-474853	81886	Bearish	Bullish	-0.31	21100	0.72	21,118.80	09:27:07	334469	-338		451720	0		117251	338	Bullish	Bullish	14.72	47700	1.35	47,684.85
09:28:07	1755299	59073		1285715	64342		-469584	5269	Bearish	Bullish	17.09	21150	0.73	21,127.95	09:28:07	346498	12029		490754	39034		144256	27005	Bullish	Bullish	63.38	47700	1.42	47,705.50
09:29:08	1807205	51906		1349514	63799		-457691	11893	Bearish	Bullish	18.75	21150	0.75	21,125.85	09:29:08	353591	7093		492623	1869		139032	-5224	Bullish	Bullish	28.66	47700	1.39	47,681.85
09:30:08	1807205	0		1349514	0		-457691	0	Bearish	Bullish	21.71	21150	0.75	21,129.05	09:30:08	353591	0		492623	0		139032	0	Bullish	Bullish	31.20	47700	1.39	47,686.05
09:31:12	1758073	-49132	Short C	1453475	103961		-304598	153093	Bearish	Bullish	24.31	21150	0.83	21,135.50	09:31:12	357352	3761		519380	26757		162028	22996	Bullish	Bearish	34.04	47700	1.45	47,688.00
09:32:07	1697966	-60107	Short C	1489315	35840		-208651	95947	Bearish	Bullish	24.16	21150	0.88	21,141.30	09:32:07	361487	4135		526811	6801		164694	26666	Bullish	Bearish	24.39	47700	1.46	47,691.95
09:33:07	1697966	0		1513790	24475		-184176	24475	Bearish	Bullish	32.34	21150	0.89	21,146.55	09:33:07	361487	0		526294	113		164807	113	Bullish	Bullish	36.57	47700	1.46	47,712.65
09:34:08	1689171	-8795	Short C	1588081	74291		-101090	83086	Bearish	Bullish	29.31	21150	0.94	21,141.85	09:34:08	365887	4400		561296	35002		195409	30602	Bullish	Bearish	31.71	47700	1.53	47,692.95
09:35:15	1680677	-8494	Short C	1663900	75819		-16777	84313	Bearish	Bullish	29.70	21150	0.99	21,140.95	09:35:15	371341	5454		560747	-549		189406	-6003	Bullish	Bearish	17.39	47700	1.51	47,680.40
09:36:07	1680677	0		1663900	0		-16777	0	Bearish	Bullish	27.22	21150	0.99	21,136.90	09:36:07	371341	0		560747	0		189406	0	Bullish	Bearish	-8.79	47600	1.51	47,648.80
09:37:07	1743161	62484		1724198	60298		-18963	-2186	Bearish	Bullish	20.95	21150	0.99	21,138.05	09:37:07	383187	11846		570520	12773		190333	927	Bullish	Bearish	-4.50	47700	1.5	47,657.25
09:38:09	1743161	0		1777433	53235		34272	53235	Bullish	Bullish	20.62	21150	1.02	21,138.20	09:38:09	383187	0		573520	0		190333	0	Bullish	Bearish	-18.41	47600	1.5	47,635.00
09:39:08	1743161	0		1777433	0		34272	0	Bullish	Bullish	22.29	21150	1.02	21,138.60	09:39:08	383187	0		574156	636		190969	636	Bullish	Bearish	-9.48	47600	1.5	47,645.35
09:40:08	1801018	57857		1842166	64733		41148	6876	Bullish	Bullish	24.38	21150	1.02	21,135.20	09:40:08	387328	4141		591195	17039		203867	12898	Bullish	Bearish	-3.32	47700	1.53	47,664.50
09:41:09	1801018	0		1842166	0		41148	0	Bullish	Bullish	23.93	21150	1.02	21,141.05	09:41:09	390521	3193		591195	0		200674	-3193	Bullish	Bearish	19.34	47700	1.51	47,676.20
09:42:09	1801018	0		1858138	15972		57120	15972	Bullish	Bullish	22.56	21150	1.03	21,130.10	09:42:09	390521	0		590969	-226		200448	-226	Bullish	Bearish	10.98	47600	1.51	47,640.35
09:43:08	1851921	50903		1895465	37327		43544	-13576	Bullish	Bullish	13.73	21150	1.02	21,137.55	09:43:08	397610	7089		617030	26061		219420	18972	Bullish	Bearish	-8.55	47600	1.55	47,642.90
09:44:08	1851921	0		1906717	11252		54796	11252	Bullish	Bearish	21.86	21150	1.03	21,133.45	09:44:08	397610	0		617151	121		219541	121	Bullish	Bearish	13.08	47700	1.55	47,666.95
09:45:07	1851921	0		1906717	0		54796	0	Bullish	Bearish	17.15	21150	1.03	21,137.30	09:45:07	397610	0		617151	0		219541	0	Bullish	Bearish	22.70	47700	1.55	47,687.00
09:46:07	1906403	54482		1979032	72315		72629	17833	Bullish	Bearish	21.53	21150	1.04	21,140.15	09:46:07	402753	5143		635069	17918		232316	12775	Bullish	Bearish	29.73	47700	1.58	47,686.95
09:47:11	1906403	0		1998860	19648		92277	19648	Bullish	Bearish	19.79	21150	1.05	21,139.60	09:47:11	402753	0		635198	129		232445	129	Bullish	Bearish	16.67	47700	1.58	47,669.40
09:48:07	1906403	0		1998860	0		92277	0	Bullish	Bullish	18.70	21150	1.05	21,145.70	09:48:07	402753	0		635198	0		232445	0	Bullish	Bullish	48.86	47700	1.58	47,728.20
09:49:07	1950989	44586		2087360	88680		136371	44094	Bullish	Bullish	20.70	21150	1.07	21,140.60	09:49:07	400248	-2505	Short C	658962	23764		258714	26269	Bullish	Bullish	72.7			

Nifty ATM	Nifty Spot	Nifty Pre CL	Nifty Open	Nifty High	Nifty Low	India VIX	Current Expiry	Exp High	21_246.50	35.60	Not Break	Resistanc	21500	BN ATM	BN Spot	BN Pre CL	BN Open	BN High	BN Low	India VIX	Friday		Exp High	47,874.40	-69.20	Breakout	Resistanc	48000	
21200	21,182.70	20926.35	21,110.40	21,210.90	21,074.45	12.32	2023-12-21	Exp Low	20,974.30	100.15	Not Break	Support	21100	47700	47,732.30	47,092.25	47,567.65	47,943.60	47,510.85	12.32			Exp Low	47,260.90	249.95	Not Break	Support	47000	
Time	Call COI (Bearish ▼)	Call COI (+▲▼)	Short Covering	Put COI (Bullish ▲)	Put COI (+▲▼)	Long UW	NET Oi	+▲▼	Net Oi Signal	Price Action Signal	VPW Diff	Strike	Nifty PCR	Nifty LTP	Time	Call COI (Bearish ▼)	Call COI (+▲▼)	Short Covering	Put COI (Bullish ▲)	Put COI (+▲▼)	Long Unwinding	NET Oi	+▲▼	Net Oi Signal	Price Action Signal	VPW Diff	Strike	BN PCR	BN LTP
10:15:07	1808760	0		2557289	0		748529	0	Bullish	Bearish	34.14	21150	1.41	21,167.40	10:15:07	339799	0		814934	0		475135	0	Bullish	Bullish	161.20	47900	2.4	47,905.95
10:16:07	1859662	50902		2548553	-8736	Long UW	688891	-59638	Bullish	Bearish	30.53	21150	1.37	21,167.20	10:16:07	343626	3827		818704	3770		475078	-57	Bullish	Bearish	143.86	47900	2.38	47,892.45
10:17:07	1859662	0		2548553	0		688891	0	Bullish	Bearish	33.97	21150	1.37	21,160.10	10:17:07	343626	0		818704	0		475078	0	Bullish	Bearish	137.75	47900	2.38	47,865.55
10:18:07	1859662	0		2548553	0		688891	0	Bullish	Bearish	22.91	21150	1.37	21,155.60	10:18:07	343626	0		818704	0		475078	0	Bullish	Bearish	104.77	47800	2.38	47,833.65
10:19:08	1898903	39241		2510470	-38083	Long UW	611567	-77324	Bullish	Bearish	19.12	21150	1.32	21,155.80	10:19:08	343060	-566		810722	-7982	Long UW	467662	-7416	Bullish	Bearish	47.01	47800	2.36	47,800.50
10:20:08	1898903	0		2510470	0		611567	0	Bullish	Bearish	18.43	21150	1.32	21,155.10	10:20:08	343060	0		810722	0		467662	0	Bullish	Bearish	54.03	47800	2.36	47,787.10
10:21:11	1898903	0		2510470	0		611567	0	Bullish	Bearish	21.35	21150	1.32	21,159.45	10:21:11	343060	0		810722	0		467662	0	Bullish	Bearish	41.53	47800	2.36	47,793.30
10:22:07	1957251	58348		2532771	22301		575520	-36047	Bullish	Bearish	23.95	21150	1.29	21,161.70	10:22:07	341550	-1510	Short C	770809	-39913	Long UW	429259	-38403	Bullish	Bearish	57.76	47800	2.26	47,843.00
10:23:08	1957251	0		2532771	0		575520	0	Bullish	Bearish	22.74	21150	1.29	21,157.35	10:23:08	341550	0		770809	0		429259	0	Bullish	Bearish	64.13	47800	2.26	47,813.30
10:24:08	1957251	0		2532771	0		575520	0	Bullish	Bearish	20.92	21150	1.29	21,154.80	10:24:08	341550	0		770809	0		429259	0	Bullish	Bearish	17.23	47800	2.26	47,785.20
10:25:08	2022951	65700		2530795	-1976	Long UW	507844	-67676	Bullish	Bearish	22.83	21150	1.25	21,156.95	10:25:08	349171	7621		758596	-12213	Long UW	409425	-19834	Bullish	Bearish	40.39	47800	2.17	47,791.80
10:26:07	2022951	0		2530795	0		507844	0	Bullish	Bearish	24.34	21150	1.25	21,155.75	10:26:07	349171	0		758596	0		409425	0	Bullish	Bearish	36.16	47800	2.17	47,780.90
10:27:08	2022951	0		2530795	0		507844	0	Bullish	Bearish	20.63	21150	1.25	21,157.20	10:27:08	349171	0		758596	0		409425	0	Bullish	Bearish	38.74	47800	2.17	47,800.60
10:28:07	2071838	48887		2509588	-21207	Long UW	437750	-70094	Bullish	Bearish	23.85	21150	1.21	21,160.00	10:28:07	352290	3119		758250	-346		405960	-3465	Bullish	Bearish	55.18	47800	2.15	47,817.80
10:29:08	2071838	0		2509588	0		437750	0	Bullish	Bullish	29.31	21150	1.21	21,167.55	10:29:08	352270	-20		758250	0		405980	20	Bullish	Bearish	70.54	47800	2.15	47,823.70
10:30:08	2071838	0		2509588	0		437750	0	Bullish	Bullish	28.28	21150	1.21	21,166.80	10:30:08	352270	0		758250	0		405980	0	Bullish	Bearish	69.37	47800	2.15	47,818.00
10:31:07	2106427	34589		2509696	108		403269	-34481	Bullish	Bullish	30.19	21150	1.19	21,168.05	10:31:07	351905	-365		773149	14899		421244	15264	Bullish	Bearish	68.10	47800	2.2	47,824.10
10:32:08	2106427	0		2509696	0		403269	0	Bullish	Bullish	29.72	21150	1.19	21,163.65	10:32:08	351905	0		773149	0		421244	0	Bullish	Bullish	63.09	47800	2.2	47,820.05
10:33:07	2106427	0		2509696	0		403269	0	Bullish	Bullish	23.58	21150	1.19	21,160.15	10:33:07	351905	0		773149	0		421244	0	Bullish	Bullish	47.18	47800	2.2	47,800.85
10:34:07	2192261	85834		2544812	35116		352551	-50718	Bullish	Bearish	23.01	21150	1.16	21,159.20	10:34:07	354299	2394		776838	3689		422539	1295	Bullish	Bullish	40.33	47800	2.19	47,795.20
10:35:07	2192261	0		2544812	0		352551	0	Bullish	Bearish	6.80	21150	1.16	21,142.80	10:35:07	354299	0		776838	0		422539	0	Bullish	Bearish	4.05	47800	2.19	47,774.75
10:36:08	2192261	0		2544812	0		352551	0	Bullish	Bearish	14.63	21150	1.16	21,145.10	10:36:08	354299	0		776838	0		422539	0	Bullish	Bearish	30.81	47800	2.19	47,775.90
10:37:07	2220333	28072		2270673	-274139	Long UW	50340	-302211	Bullish	Bearish	10.64	21150	1.02	21,142.80	10:37:07	359198	4899		766566	-10272	Long UW	407368	-15171	Bullish	Bearish	28.67	47800	2.13	47,774.00
10:38:07	2220333	0		2270673	0		50340	0	Bullish	Bearish	8.50	21150	1.02	21,141.10	10:38:07	359204	6		766566	0		407362	-6	Bullish	Bearish	15.49	47800	2.13	47,770.85
10:39:08	2220333	0		2270673	0		50340	0	Bullish	Bearish	9.22	21150	1.02	21,140.10	10:39:08	359204	0		766566	0		407362	0	Bullish	Bearish	16.10	47800	2.13	47,770.35
10:40:07	2273639	53306		2300293	29620		26654	-23686	Bullish	Bearish	10.14	21150	1.01	21,142.65	10:40:07	359204	0		771371	4805		412167	4805	Bullish	Bearish	13.51	47800	2.15	47,771.90
10:41:07	2273639	0		2300293	0		26654	0	Bullish	Bearish	5.18	21150	1.01	21,139.90	10:41:07	363693	4489		771371	0		407678	-4489	Bullish	Bearish	20.19	47800	2.12	47,790.30
10:42:08	2273639	0		2300293	0		26654	0	Bullish	Bearish	6.41	21150	1.01	21,143.85	10:42:08	363693	0		771371	0		407678	0	Bullish	Bearish	29.96	47800	2.12	47,797.90
10:43:08	2317053	43414		2313054	12761		-3999	-30653	Bearish	Bearish	6.54	21150	1	21,140.45	10:43:08	365841	2148		774376	3005		408535	857	Bullish	Bearish	27.66	47800	2.12	47,779.75
10:44:07	2317053	0		2313054	0		-3999	0	Bearish	Bearish	7.92	21150	1	21,138.00	10:44:07	365847	6		774376	0		408529	-6	Bullish	Bearish	-9.19	47700	2.12	47,747.20
10:45:07	2317053	0		2313054	0		-3999	0	Bearish	Bearish	8.06	21150	1	21,145.40	10:45:07	365847	0		774376	0		408529	0	Bullish	Bearish	3.51	47800	2.12	47,771.55
10:46:10	2369164	52111		2313954	900		-55210	-51211	Bearish	Bearish	7.25	21150	0.98	21,147.40	10:46:10	369153	3306		759571	-14805	Long UW	390418	-18111	Bullish	Bearish	8.44	47800	2.06	47,793.65
10:47:07	2369164	0		2313954	0		-55210	0	Bearish	Bearish	13.35	21150	0.98	21,148.20	10:47:07	369152	-1		759571	0		390419	1	Bullish	Bullish	34.04	47800	2.06	47,801.45
10:48:08	2369164	0		2313954	0		-55210	0	Bearish	Bullish	13.50	21150	0.98	21,149.90	10:48:08	369152	0		759571	0		390419	0	Bullish	Bullish	55.77	47800	2.06	47,816.75
10:49:07	2360577	-8587	Short C	2352544	38590		-8033	47177	Bearish	Bullish	20.29	21150	1	21,164.55	10:49:07	369152	0		759571	0		390419	0	Bullish	Bullish	47.61	47800	2.06	47,832.90
10:50:09	2360577	0		2352544	0		-8033	0	Bearish	Bullish	24.13	21150	1	21,161.85	10:50:09	370762	1610		767169	7598		396407	5988	Bullish	Bullish	49.16	47800	2.07	47,836.30
10:51:08	2360577	0		2352544	0		-8033	0	Bearish	Bullish	21.81	21150	1	21,161.55	10:51:08	370762	0		767169	0		396407	0	Bullish	Bullish	54.85	47800	2.07	47,831.40
10:52:08	2378608	18031		2405761	53217		27153	35186	Bullish	Bullish	21.05	21150	1.01	21,162.45	10:52:08	372685	1923		771212	4043		398527	2120	Bullish	Bullish	40.60	47800	2.07	47,825.00
10:53:08	2378608	-376		2405761	0		27529	376	Bullish	Bullish	21.01	21150	1.01	21,163.45	10:53:08	372685	0		771212	0		398527	0	Bullish	Bullish	46.22	47800	2.07	47,826.30
10:54:07	2378608	0		2405761	0		27529	0	Bullish	Bullish	26.93	21150	1.01	21,160.95	10:54:07	372685	0		771212	0		398527	0	Bullish	Bullish	53.26	47800	2.07	47,826.65
10:55:08	2401715	23483		2421681	15920		19966	-7563	Bullish	Bullish	19.18	21150	1.01	21,151.00	10:55:08	382330	9645		771910	698		389580	-8947	Bullish	Bullish	29.36	47800	2.02	47,812.35
10:56:07	2401715	0		2421681	0		19966	0	Bullish	Bullish	14.85	21150	1.01	21,152.80	10:56:07	382330	0		771910	0		389580	0	Bullish	Bullish	22.42	4780		

Nifty ATM	Nifty Spot	Nifty Pre CL	Nifty Open	Nifty High	Nifty Low	India VIX	Current Expiry	Exp High	21_246.50	35.60	Not Break	Resistanc	21500	BN ATM	BN Spot	BN Pre CL	BN Open	BN High	BN Low	India VIX	Friday		Exp High	47,874.40	-69.20	Breakout	Resistanc	48000	
21200	21,182.70	20926.35	21,110.40	21,210.90	21,074.45	12.32	2023-12-21	Exp Low	20,974.30	100.15	Not Break	Support	21100	47700	47,732.30	47,092.25	47,567.65	47,943.60	47,510.85	12.32			Exp Low	47,260.90	249.95	Not Break	Support	47000	
Time	Call COI (Bearish ▼)	Call COI (+▲-▼)	Short Covering	Put COI (Bullish ▲)	Put COI (+▲-▼)	Long UW	NET Oi	+▲-▼	Net Oi Signal	Price Action Signal	VWAP Diff	Strike	Nifty PCR	Nifty LTP	Time	Call COI (Bearish ▼)	Call COI (+▲-▼)	Short Covering	Put COI (Bullish ▲)	Put COI (+▲-▼)	Long Unwinding	NET Oi	+▲-▼	Net Oi Signal	Price Action Signal	VWAP Diff	Strike	BN PCR	BN LTP
11:17:07	2508268	0	0	2567119	0	0	58851	0	Bullish	Bullish	23.56	21150	1.02	21,164.45	11:17:07	389922	0	0	803781	0	0	413859	0	Bullish	Bullish	76.31	47900	2.06	47,858.00
11:18:07	2508268	0	0	2567119	0	0	58851	0	Bullish	Bullish	21.38	21150	1.02	21,164.55	11:18:07	389922	0	0	803781	0	0	413859	0	Bullish	Bullish	54.02	47800	2.06	47,834.35
11:19:05	2519771	11503	0	2567119	0	0	47348	-11503	Bullish	Bullish	15.54	21150	1.02	21,165.30	11:19:05	390272	350	0	805001	1220	0	414729	870	Bullish	Bullish	44.31	47800	2.06	47,834.35
11:20:07	2519771	0	0	2592339	25220	0	72568	0	Bullish	Bullish	18.13	21150	1.03	21,162.95	11:20:07	390272	0	0	805001	0	0	414729	0	Bullish	Bullish	42.41	47800	2.06	47,832.65
11:21:07	2519771	0	0	2592339	0	0	72568	0	Bullish	Bearish	16.20	21150	1.03	21,162.80	11:21:07	390272	0	0	805001	0	0	414729	0	Bullish	Bearish	38.96	47800	2.06	47,813.40
11:22:07	2524906	5135	0	2603939	11600	0	79033	6465	Bullish	Bullish	14.19	21150	1.03	21,163.95	11:22:07	397288	7016	0	805001	0	0	407713	-7016	Bullish	Bearish	32.51	47800	2.03	47,820.85
11:23:09	2524906	0	0	2603939	0	0	79033	0	Bullish	Bullish	13.18	21150	1.03	21,164.25	11:23:09	397288	0	0	810832	5831	0	413544	5831	Bullish	Bearish	16.37	47800	2.04	47,805.45
11:24:09	2524906	0	0	2603939	0	0	79033	0	Bullish	Bullish	17.35	21150	1.03	21,165.45	11:24:09	397288	0	0	810832	0	0	413544	0	Bullish	Bearish	27.09	47800	2.04	47,821.35
11:25:08	2522160	-2746	Short C	2621733	17794	0	99573	20540	Bullish	Bearish	16.53	21150	1.04	21,163.10	11:25:08	397491	203	0	808332	-2500	Long UW	410841	-2703	Bullish	Bearish	17.91	47800	2.03	47,809.80
11:26:08	2522160	0	0	2621733	0	0	99573	0	Bullish	Bearish	16.97	21150	1.04	21,163.70	11:26:08	397491	0	0	808332	0	0	410841	0	Bullish	Bearish	19.48	47800	2.03	47,806.30
11:27:07	2522160	0	0	2621733	0	0	99573	0	Bullish	Bullish	16.39	21150	1.04	21,166.95	11:27:07	397491	0	0	808332	0	0	410841	0	Bullish	Bearish	9.40	47800	2.03	47,794.95
11:28:08	2513991	-8169	Short C	2629958	8225	0	115967	16394	Bullish	Bullish	15.59	21150	1.05	21,164.15	11:28:08	399393	1902	0	813160	4828	0	413767	2926	Bullish	Bearish	11.67	47800	2.04	47,794.00
11:29:08	2513991	0	0	2629958	0	0	115967	0	Bullish	Bearish	16.63	21150	1.05	21,161.45	11:29:08	399405	12	0	813160	0	0	413755	-12	Bullish	Bearish	10.75	47800	2.04	47,786.55
11:30:07	2513991	0	0	2629958	0	0	115967	0	Bullish	Bearish	14.52	21150	1.05	21,159.20	11:30:07	399405	0	0	813160	0	0	413755	0	Bullish	Bearish	-15.74	47800	2.04	47,775.30
11:31:07	2537960	23969	0	2635254	5296	0	97294	-18673	Bullish	Bearish	15.36	21150	1.04	21,158.85	11:31:07	406658	7253	0	810519	-2641	Long UW	403861	-9894	Bullish	Bearish	-4.23	47800	1.99	47,774.60
11:32:08	2537960	0	0	2635254	0	0	97294	0	Bullish	Bearish	13.18	21150	1.04	21,163.20	11:32:08	406658	0	0	810519	0	0	403861	0	Bullish	Bearish	-10.19	47800	1.99	47,787.35
11:33:07	2537960	0	0	2635254	0	0	97294	0	Bullish	Bearish	11.87	21150	1.04	21,161.40	11:33:07	406658	0	0	810519	0	0	403861	0	Bullish	Bearish	-11.89	47800	1.99	47,777.90
11:34:07	2547850	9890	0	2635254	0	0	87404	-9890	Bullish	Bullish	15.05	21150	1.03	21,163.55	11:34:07	412073	5415	0	810871	352	0	398798	-5063	Bullish	Bearish	-0.13	47800	1.97	47,793.15
11:35:07	2547850	0	0	2668781	33527	0	120931	33527	Bullish	Bullish	15.99	21150	1.05	21,164.20	11:35:07	412072	-1	0	810871	0	0	398799	1	Bullish	Bearish	9.76	47800	1.97	47,803.60
11:36:08	2547850	0	0	2668781	0	0	120931	0	Bullish	Bullish	17.82	21150	1.05	21,166.65	11:36:08	412072	0	0	810871	0	0	398799	0	Bullish	Bearish	9.64	47800	1.97	47,792.50
11:37:07	2548972	1122	0	2676897	8116	0	127925	6994	Bullish	Bullish	17.47	21150	1.05	21,167.05	11:37:07	412775	703	0	811309	438	0	398534	-265	Bullish	Bearish	-4.81	47800	1.97	47,796.50
11:38:07	2548972	0	0	2676897	0	0	127925	0	Bullish	Bullish	18.79	21150	1.05	21,167.55	11:38:07	412775	0	0	811309	0	0	398534	0	Bullish	Bearish	8.78	47800	1.97	47,796.30
11:39:08	2548972	0	0	2676897	0	0	127925	0	Bullish	Bullish	21.70	21150	1.05	21,168.95	11:39:08	412775	0	0	811309	0	0	398534	0	Bullish	Bearish	5.88	47800	1.97	47,786.55
11:40:08	2545807	-3165	Short C	2694470	17573	0	148663	20738	Bullish	Bullish	21.18	21150	1.06	21,168.55	11:40:08	413639	864	0	813586	2277	0	399947	1413	Bullish	Bearish	11.26	47800	1.97	47,788.05
11:41:07	2545807	0	0	2694470	0	0	148663	0	Bullish	Bullish	17.86	21150	1.06	21,167.25	11:41:07	413598	-41	0	813586	0	0	399988	41	Bullish	Bearish	1.74	47800	1.97	47,774.95
11:42:10	2545807	0	0	2694470	0	0	148663	0	Bullish	Bullish	18.83	21150	1.06	21,167.35	11:42:10	413598	0	0	813586	0	0	399988	0	Bullish	Bullish	9.89	47800	1.97	47,806.15
11:43:07	2545807	0	0	2722578	28108	0	176771	28108	Bullish	Bullish	26.50	21200	1.07	21,179.10	11:43:07	413598	0	0	808025	-5561	Long UW	394427	-5561	Bullish	Bullish	29.94	47800	1.95	47,809.95
11:44:08	2481609	-64198	Short C	2722578	0	0	240969	64198	Bullish	Bullish	30.28	21200	1.1	21,181.65	11:44:08	409501	-4097	Short C	808025	0	0	398524	4097	Bullish	Bullish	38.05	47800	1.97	47,813.55
11:45:08	2481609	0	0	2722578	0	0	240969	0	Bullish	Bullish	30.14	21200	1.1	21,179.10	11:45:08	409501	0	0	808025	0	0	398524	0	Bullish	Bullish	29.56	47800	1.97	47,807.15
11:46:09	2481609	0	0	2769145	46567	0	287536	46567	Bullish	Bullish	29.89	21200	1.12	21,179.45	11:46:09	407950	-1551	Short C	804074	-3951	Long UW	396124	-2400	Bullish	Bullish	34.54	47800	1.97	47,810.20
11:47:08	2370054	-111555	Short C	2769145	0	0	390991	111555	Bullish	Bullish	31.86	21200	1.17	21,182.20	11:47:08	407946	-4	0	804074	0	0	396128	4	Bullish	Bullish	38.28	47800	1.97	47,809.70
11:48:08	2370054	0	0	2769145	0	0	390991	0	Bullish	Bullish	33.41	21200	1.17	21,180.25	11:48:08	407946	0	0	804074	0	0	396128	0	Bullish	Bullish	41.25	47800	1.97	47,807.75
11:49:05	2383858	13804	0	2805668	36523	0	421810	22719	Bullish	Bullish	31.72	21200	1.18	21,182.85	11:49:05	409643	1697	0	806227	2153	0	396584	456	Bullish	Bullish	24.42	47800	1.97	47,806.80
11:50:07	2383858	0	0	2805668	0	0	421810	0	Bullish	Bullish	29.55	21150	1.18	21,174.45	11:50:07	409630	-13	0	806227	0	0	396597	13	Bullish	Bearish	19.61	47800	1.97	47,778.65
11:51:08	2383858	0	0	2805668	0	0	421810	0	Bullish	Bearish	20.60	21150	1.18	21,166.60	11:51:08	409625	-5	0	806227	0	0	396602	5	Bullish	Bearish	-4.09	47800	1.97	47,778.65
11:52:07	2373482	-10376	Short C	2805668	0	0	432186	10376	Bullish	Bearish	13.97	21150	1.18	21,161.35	11:52:07	414174	4549	0	806227	0	0	392053	-4549	Bullish	Bearish	-13.28	47800	1.95	47,756.45
11:53:08	2365930	-7552	Short C	2791067	-14601	Long UW	425137	-7049	Bullish	Bearish	16.35	21150	1.18	21,160.55	11:53:08	414204	30	0	810162	3935	0	395958	3905	Bullish	Bearish	-13.03	47800	1.96	47,759.70
11:54:07	2365930	0	0	2791067	0	0	425137	0	Bullish	Bearish	18.43	21150	1.18	21,160.45	11:54:07	414204	0	0	810162	0	0	395958	0	Bullish	Bearish	1.98	47800	1.96	47,770.50
11:55:07	2382487	16557	0	2797227	6160	0	414740	-10397	Bullish	Bearish	16.62	21150	1.17	21,158.70	11:55:07	414497	293	0	816604	6442	0	402107	6149	Bullish	Bearish	-4.32	47800	1.97	47,763.55
11:56:06	2382487	0	0	2797227	0	0	414740	0	Bullish	Bearish	15.36	21150	1.17	21,158.85	11:56:06	414497	0	0	816604	0	0	402107	0	Bullish	Bearish	-2.82	47800	1.97	47,760.15
11:57:08	2382487	0	0	2797227	0	0	414740	0	Bullish	Bearish	16.58	21150	1.17	21,160.10	11:57:08	414497	0	0	816604										

Nifty ATM	Nifty Spot	Nifty Pre CL	Nifty Open	Nifty High	Nifty Low	India VIX	Current Expiry	Exp High	21_246.50	35.60	Not Break	Resistanc	21500	BN ATM	BN Spot	BN Pre CL	BN Open	BN High	BN Low	India VIX	Friday		Exp High	47,874.40	-69.20	Breakout	Resistanc	48000	
21200	21,182.70	20926.35	21,110.40	21,210.90	21,074.45	12.32	2023-12-21	Exp Low	20,974.30	100.15	Not Break	Support	21100	47700	47,732.30	47,092.25	47,567.65	47,943.60	47,510.85	12.32			Exp Low	47,260.90	249.95	Not Break	Support	47000	
Time	Call COI (Bearish ▼)	Call COI (+▲▼)	Short Covering	Put COI (Bullish ▲)	Put COI (+▲▼)	Long UW	NET Oi	+▲▼	Net Oi Signal	Price Action Signal	VPW Diff	Strike	Nifty PCR	Nifty LTP	Time	Call COI (Bearish ▼)	Call COI (+▲▼)	Short Covering	Put COI (Bullish ▲)	Put COI (+▲▼)	Long Unwinding	NET Oi	+▲▼	Net Oi Signal	Price Action Signal	VPW Diff	Strike	BN PCR	BN LTP
12:19:07	2528905	6088		2917983	11762		389078	5674	Bullish	Bearish	19.87	21150	1.15	21,159.25	12:19:07	414295	0		826813	0		412518	0	Bullish	Bearish	10.15	47800	2	47,777.25
12:20:07	2528905	0		2917983	11762		389078	0	Bullish	Bearish	23.56	21150	1.15	21,157.75	12:20:07	414695	400		827031	218		412336	-182	Bullish	Bearish	18.88	47800	1.99	47,762.90
12:21:09	2528905	0		2917983	11762		389078	0	Bullish	Bearish	10.93	21150	1.15	21,153.75	12:21:09	414695	0		827031	0		412336	0	Bullish	Bearish	-21.10	47700	1.99	47,742.70
12:22:09	2541599	12694		2894929	-23054	Long UW	353330	-35748	Bullish	Bearish	15.87	21150	1.14	21,151.45	12:22:09	414974	279		822187	-4844	Long UW	407213	-5123	Bullish	Bearish	2.43	47700	1.98	47,736.80
12:23:08	2541599	0		2894929	0		353330	0	Bullish	Bearish	16.06	21150	1.14	21,156.85	12:23:08	414974	0		822187	0		407213	0	Bullish	Bearish	-5.56	47800	1.98	47,756.10
12:24:08	2541599	0		2894929	0		353330	0	Bullish	Bullish	21.03	21150	1.14	21,166.10	12:24:08	414974	0		822187	0		407213	0	Bullish	Bearish	23.92	47800	1.98	47,776.50
12:25:08	2497075	-44524	Short C	2900049	5120		402974	49644	Bullish	Bullish	28.92	21150	1.16	21,162.90	12:25:08	414974	0		819569	-2618	Long UW	404595	-2618	Bullish	Bearish	28.12	47800	1.97	47,778.05
12:26:07	2497075	0		2900049	0		402974	0	Bullish	Bullish	26.00	21150	1.16	21,164.55	12:26:07	415153	179		819569	0		404416	-179	Bullish	Bullish	28.86	47800	1.97	47,782.65
12:27:07	2497075	0		2900049	0		402974	0	Bullish	Bullish	24.48	21150	1.16	21,161.50	12:27:07	415153	0		819569	0		404416	0	Bullish	Bullish	21.79	47800	1.97	47,772.50
12:28:08	2497075	0		2940792	40743		443717	40743	Bullish	Bullish	26.91	21150	1.18	21,164.15	12:28:08	418585	3432		819569	0		400984	-3432	Bullish	Bullish	27.38	47800	1.96	47,768.40
12:29:07	2518885	21810		2940792	0		421907	-21810	Bullish	Bullish	24.35	21150	1.17	21,163.00	12:29:07	418585	0		821974	2405		403389	2405	Bullish	Bearish	20.03	47800	1.96	47,770.85
12:30:09	2518885	0		2940792	0		421907	0	Bullish	Bullish	29.87	21150	1.17	21,169.15	12:30:09	418585	0		821974	0		403389	0	Bullish	Bullish	33.65	47800	1.96	47,787.30
12:31:07	2480960	-37925	Short C	2956563	15771		475603	53696	Bullish	Bullish	30.10	21150	1.19	21,163.50	12:31:07	418584	-1		819556	-2418	Long UW	400972	-2417	Bullish	Bullish	35.89	47800	1.96	47,776.80
12:33:08	2480960	0		2956563	0		475603	0	Bullish	Bullish	26.24	21150	1.19	21,162.05	12:33:08	418856	272		819556	0		400700	-272	Bullish	Bearish	12.66	47800	1.96	47,764.30
12:33:20	2480960	0		2956563	0		475603	0	Bullish	Bullish	26.24	21150	1.19	21,162.05	12:33:20	418856	0		819556	0		400700	0	Bullish	Bullish	12.66	47800	1.96	47,764.30
12:34:09	2505280	24320		2956563	0		451283	-24320	Bullish	Bullish	26.72	21150	1.18	21,161.65	12:34:09	416386	-2470	Short C	819556	0		403170	2470	Bullish	Bullish	11.76	47800	1.97	47,764.40
12:35:08	2508055	2775		2991423	34860		483368	32085	Bullish	Bullish	27.24	21150	1.19	21,161.70	12:35:08	416386	0		816915	-2641	Long UW	400529	-2641	Bullish	Bullish	10.96	47800	1.96	47,760.15
12:36:09	2508055	0		2991423	0		483368	0	Bullish	Bullish	27.87	21150	1.19	21,163.75	12:36:09	416386	0		816915	0		400529	0	Bullish	Bullish	5.60	47800	1.96	47,758.30
12:37:07	2511226	3171		2992576	1153		481350	-2018	Bullish	Bearish	27.03	21150	1.19	21,159.00	12:37:07	416386	0		816915	0		400529	0	Bullish	Bearish	6.15	47800	1.96	47,750.90
12:38:07	2511226	0		2992576	0		481350	0	Bullish	Bullish	27.60	21150	1.19	21,163.45	12:38:07	417289	903		817405	490		400116	-413	Bullish	Bearish	8.24	47800	1.96	47,753.25
12:39:07	2511226	0		2992576	0		481350	0	Bullish	Bearish	27.57	21150	1.19	21,160.75	12:39:07	417305	16		817405	0		400100	-16	Bullish	Bearish	7.64	47800	1.96	47,753.90
12:40:08	2527195	15969		3001867	9291		474672	-6678	Bullish	Bearish	24.90	21150	1.19	21,159.45	12:40:08	411871	-5434	Short C	817568	163		405697	5597	Bullish	Bearish	6.53	47800	1.99	47,752.05
12:41:07	2527195	0		3001867	0		474672	0	Bullish	Bearish	25.53	21150	1.19	21,162.30	12:41:07	411873	2		817568	0		405695	-2	Bullish	Bearish	7.82	47800	1.99	47,758.35
12:42:08	2527195	0		3001867	0		474672	0	Bullish	Bearish	24.91	21150	1.19	21,160.55	12:42:08	411873	0		817568	0		405695	0	Bullish	Bearish	10.92	47800	1.99	47,754.85
12:43:07	2527195	0		3001867	0		474672	0	Bullish	Bearish	26.49	21150	1.19	21,162.20	12:43:07	412259	386		817568	0		405309	-386	Bullish	Bearish	20.97	47800	1.98	47,762.10
12:44:07	2539492	12297		3021700	19833		482208	7536	Bullish	Bearish	26.01	21150	1.19	21,161.90	12:44:07	412236	-23		819291	1723		407055	1746	Bullish	Bearish	1.36	47800	1.99	47,760.25
12:45:07	2539492	0		3021700	0		482208	0	Bullish	Bullish	27.19	21150	1.19	21,162.90	12:45:07	412236	0		819291	0		407055	0	Bullish	Bearish	3.61	47800	1.99	47,756.15
12:46:07	2548615	9123		3025635	3935		477020	-5188	Bullish	Bullish	25.72	21150	1.19	21,165.25	12:46:07	412236	0		819291	0		407055	0	Bullish	Bearish	6.60	47800	1.99	47,757.90
12:47:08	2548615	0		3025635	0		477020	0	Bullish	Bullish	25.49	21150	1.19	21,163.20	12:47:08	413222	986		823361	4070		410139	3084	Bullish	Bearish	2.60	47800	1.99	47,753.90
12:48:07	2548615	0		3025635	0		477020	0	Bullish	Bullish	29.36	21150	1.19	21,163.35	12:48:07	413224	2		823361	0		410137	-2	Bullish	Bearish	3.59	47800	1.99	47,755.75
12:49:07	2553113	4498		3021705	-3930	Long UW	468592	-8428	Bullish	Bullish	30.04	21150	1.18	21,166.45	12:49:07	413224	0		822395	-966		409171	-966	Bullish	Bearish	18.49	47800	1.99	47,758.00
12:50:08	2553113	0		3021705	0		468592	0	Bullish	Bullish	32.20	21150	1.18	21,166.30	12:50:08	413411	187		822395	0		408984	-187	Bullish	Bullish	24.89	47800	1.99	47,767.55
12:51:07	2553113	0		3021705	0		468592	0	Bullish	Bullish	34.07	21150	1.18	21,167.20	12:51:07	413411	0		822395	0		408984	0	Bullish	Bullish	29.53	47800	1.99	47,771.10
12:52:07	2553113	0		3021705	0		468592	0	Bullish	Bullish	31.20	21150	1.18	21,166.25	12:52:07	413268	-143		822395	0		409127	143	Bullish	Bullish	32.50	47800	1.99	47,774.80
12:53:08	2563882	10769		3009086	-12619	Long UW	445204	-23388	Bullish	Bullish	31.30	21150	1.17	21,168.15	12:53:08	413270	2		819515	-2880	Long UW	406245	-2882	Bullish	Bullish	38.66	47800	1.98	47,782.65
12:54:07	2563882	0		3009086	0		445204	0	Bullish	Bullish	35.14	21150	1.17	21,168.85	12:54:07	413270	0		819515	0		406245	0	Bullish	Bullish	55.38	47800	1.98	47,785.85
12:55:08	2555082	-8800	Short C	3010991	1905		455909	10705	Bullish	Bullish	34.11	21150	1.18	21,166.80	12:55:08	413270	0		818712	-803		405442	-803	Bullish	Bullish	56.44	47800	1.98	47,787.10
12:56:07	2555082	0		3010991	0		455909	0	Bullish	Bullish	30.73	21150	1.18	21,165.55	12:56:07	428217	14947		818712	0		390495	-14947	Bullish	Bullish	55.18	47800	1.91	47,788.45
12:57:07	2555082	0		3010991	0		455909	0	Bullish	Bullish	31.52	21150	1.18	21,167.45	12:57:07	428217	0		818712	0		390495	0	Bullish	Bullish	48.33	47800	1.91	47,788.75
12:58:09	2577873	22791		3010991	0		433118	-22791	Bullish	Bullish	34.18	21150	1.17	21,166.40	12:58:09	430875	2658		821671	2959		390796	301	Bullish	Bullish	38.16	47800	1.91	47,794.05
12:59:09	2577873	0		3016019	5028		438146	5028	Bullish	Bullish	32.56	21150	1.17	21,167.55	12:59:09	430875	0		821671	0		390796	0	Bullish	Bullish	46.44	47800	1.91	47,790.85
13:00:08	2577873	0		3016019	0		438146	0	Bullish	Bullish	34.84	21150	1.17	21,169.15	13:00:08	430875	0		821671	0									

Nifty ATM	Nifty Spot	Nifty Pre C	Nifty Open	Nifty High	Nifty Low	India VIX	Current Expiry	Exp High	21,246.50	35.60	Not Break	Resistanc	21500	BN ATM	BN Spot	BN Pre CL	BN Open	BN High	BN Low	India VIX	Friday	Exp High	47,874.40	-69.20	Breakout	Resistanc	48000		
21200	21,182.70	20926.35	21,110.40	21,210.90	21,074.45	12.32	2023-12-21	Exp Low	20,974.30	100.15	Not Break	Support	21100	47700	47,732.30	47,092.25	47,567.65	47,943.60	47,510.85	12.32		Exp Low	47,260.90	249.95	Not Break	Support	47000		
Time	Call COI (Bearish ▼)	Call COI (+▲+▼)	Short Covering	Put COI (Bullish ▲)	Put COI (+▲+▼)	Long UW	NET Oi	+▲-▼	Net Oi Signal	Price Action Signal	VPW Diff	Strike	Nifty PCR	Nifty LTP	Time	Call COI (Bearish ▼)	Call COI (+▲+▼)	Short Covering	Put COI (Bullish ▲)	Put COI (+▲+▼)	Long Unwinding	NET Oi	+▲-▼	Net Oi Signal	Price Action Signal	VPW Diff	Strike	BN PCR	BN LTP
13:21:07	2547370	0		3069796	0		522426	0	Bullish	Bullish	55.11	21200	1.21	21,196.35	13:21:07	413352	34		840986	0		427634	-34	Bullish	Bullish	112.21	47900	2.03	47,857.35
13:22:09	2547370	0		3069796	0		522426	0	Bullish	Bullish	57.61	21200	1.21	21,204.95	13:22:09	410245	-3107	Short C	840986	0		430741	3107	Bullish	Bullish	119.82	47900	2.05	47,862.25
13:23:07	2084588	-462782	Short C	3056068	-137228	Long UW	971480	449054	Bullish	Bullish	58.70	21200	1.47	21,197.45	13:23:07	410245	0		842512	1526		432267	1526	Bullish	Bullish	117.20	47900	2.05	47,859.70
13:24:07	2084588	0		3056068	0		971480	0	Bullish	Bullish	59.80	21200	1.47	21,198.45	13:24:07	410245	0		842512	0		432267	0	Bullish	Bullish	116.50	47900	2.05	47,851.65
13:25:08	2066582	-18006	Short C	3063590	7522		997008	25528	Bullish	Bullish	60.40	21200	1.48	21,198.75	13:25:08	410245	0		835158	-7354	Long UW	424913	-7354	Bullish	Bullish	101.73	47800	2.04	47,845.45
13:26:07	2066582	0		3063590	0		997008	0	Bullish	Bullish	61.96	21200	1.48	21,199.45	13:26:07	410452	207		835158	0		424706	-207	Bullish	Bullish	106.84	47900	2.03	47,859.25
13:27:07	2066582	0		3063590	0		997008	0	Bullish	Bullish	63.43	21200	1.48	21,198.10	13:27:07	410452	0		835158	0		424706	0	Bullish	Bullish	111.24	47900	2.03	47,858.20
13:28:09	2087615	21033		3076249	12659		988634	-8374	Bullish	Bullish	59.61	21200	1.47	21,198.25	13:28:09	411269	817		835158	0		423889	-817	Bullish	Bullish	109.69	47900	2.03	47,856.10
13:29:07	2087615	0		3076249	0		988634	0	Bullish	Bullish	58.75	21200	1.47	21,201.45	13:29:07	411269	0		833162	-1996	Long UW	421893	-1996	Bullish	Bullish	110.11	47900	2.03	47,861.30
13:30:08	2087615	0		3076249	0		988634	0	Bullish	Bullish	62.54	21200	1.47	21,198.15	13:30:08	411269	0		833162	0		421893	0	Bullish	Bullish	106.79	47900	2.03	47,854.15
13:31:08	2087615	0		3076249	0		988634	0	Bullish	Bullish	60.60	21200	1.47	21,193.80	13:31:08	410645	-624		833162	0		422517	624	Bullish	Bullish	95.37	47900	2.03	47,861.45
13:32:08	2113641	26026		3075989	-260		962348	-26286	Bullish	Bullish	54.51	21200	1.46	21,196.25	13:32:08	410643	-2		833980	818		423337	820	Bullish	Bullish	80.17	47900	2.03	47,850.60
13:33:08	2113641	0		3075989	0		962348	0	Bullish	Bullish	59.24	21200	1.46	21,199.05	13:33:08	410643	0		833980	0		423337	0	Bullish	Bullish	101.24	47900	2.03	47,851.95
13:34:08	2096959	-16682	Short C	3082174	6185		985215	22867	Bullish	Bullish	62.10	21200	1.47	21,202.00	13:34:08	410934	291		833730	-250		422796	-541	Bullish	Bullish	107.00	47900	2.03	47,862.70
13:35:08	2096959	0		3082174	0		985215	0	Bullish	Bullish	69.84	21200	1.47	21,208.60	13:35:08	410913	-21		833912	182		422999	203	Bullish	Bullish	136.97	47900	2.03	47,873.00
13:36:08	2096959	0		3082174	0		985215	0	Bullish	Bullish	70.37	21200	1.47	21,206.35	13:36:08	410913	0		833912	0		422999	0	Bullish	Bullish	127.00	47900	2.03	47,863.20
13:37:07	2004013	-92946	Short C	3061535	-20639	Long UW	1057522	72307	Bullish	Bullish	64.14	21200	1.53	21,205.30	13:37:07	410913	0		833912	0		422999	0	Bullish	Bullish	101.25	47900	2.03	47,871.35
13:38:14	2004013	0		3061535	0		1057522	0	Bullish	Bullish	63.28	21200	1.53	21,203.20	13:38:14	408460	-2453	Short C	838271	4359		429811	6812	Bullish	Bullish	105.26	47900	2.05	47,862.10
13:39:09	2004013	0		3061535	0		1057522	0	Bullish	Bullish	61.33	21200	1.53	21,204.95	13:39:09	408460	0		838271	0		429811	0	Bullish	Bullish	95.16	47900	2.05	47,863.40
13:40:08	2004013	0		3061535	0		1057522	0	Bullish	Bullish	63.18	21200	1.53	21,203.60	13:40:08	408460	0		838271	0		429811	0	Bullish	Bullish	101.71	47900	2.05	47,868.65
13:41:07	2053690	49677		3080213	18678		1026523	-30999	Bullish	Bullish	65.87	21200	1.5	21,203.10	13:41:07	408894	434		838906	635		430012	201	Bullish	Bullish	105.25	47900	2.05	47,868.80
13:42:07	2053690	0		3080213	0		1026523	0	Bullish	Bullish	65.01	21200	1.5	21,205.55	13:42:07	408894	0		838906	0		430012	0	Bullish	Bullish	111.09	47900	2.05	47,867.85
13:43:08	2050796	-2894	Short C	3080213	0		1029417	2894	Bullish	Bullish	67.46	21200	1.5	21,205.30	13:43:08	406800	-2094	Short C	840887	1981		434087	4075	Bullish	Bullish	114.66	47900	2.07	47,874.65
13:44:08	2050796	0		3092877	12664		1042081	12664	Bullish	Bullish	66.92	21200	1.51	21,205.50	13:44:08	406758	-42		840887	0		434129	42	Bullish	Bullish	111.76	47900	2.07	47,864.15
13:45:08	2050796	0		3092877	0		1042081	0	Bullish	Bullish	71.21	21200	1.51	21,207.65	13:45:08	406731	-27		840887	0		434156	27	Bullish	Bullish	115.97	47900	2.07	47,871.30
13:46:08	2058743	7947		3084523	-8354	Long UW	1025780	-16301	Bullish	Bullish	71.28	21200	1.5	21,205.50	13:46:08	406731	0		841862	975		435131	975	Bullish	Bullish	104.33	47900	2.07	47,860.85
13:47:08	2058703	-40		3084523	0		1025820	40	Bullish	Bearish	65.91	21200	1.5	21,201.10	13:47:08	407231	500		841862	0		434631	-500	Bullish	Bearish	89.05	47900	2.07	47,854.60
13:48:09	2058703	0		3084523	0		1025820	0	Bullish	Bearish	66.81	21200	1.5	21,203.75	13:48:09	407231	0		841862	0		434631	0	Bullish	Bearish	88.24	47800	2.07	47,842.70
13:49:08	2058703	0		3084523	0		1025820	0	Bullish	Bearish	65.36	21200	1.5	21,202.05	13:49:08	407231	0		843371	1509		436140	1509	Bullish	Bearish	74.37	47800	2.07	47,840.70
13:50:07	2096508	37805		3090613	6090		994105	-31715	Bullish	Bearish	59.55	21200	1.47	21,193.85	13:50:07	410733	3502		843371	0		432638	-3502	Bullish	Bearish	65.68	47800	2.05	47,806.10
13:51:07	2096508	0		3090613	0		994105	0	Bullish	Bearish	55.88	21200	1.47	21,190.15	13:51:07	410733	0		843371	0		432638	0	Bullish	Bearish	50.76	47800	2.05	47,814.95
13:52:07	2075614	-20894	Short C	3090613	0		1014999	20894	Bullish	Bearish	52.35	21200	1.49	21,194.25	13:52:07	410733	0		843371	0		432638	0	Bullish	Bearish	61.93	47800	2.05	47,822.10
13:53:07	2075614	0		3027899	-62714	Long UW	952285	-62714	Bullish	Bearish	57.26	21200	1.46	21,195.55	13:53:07	408782	-1951	Short C	841004	-2367	Long UW	432222	-416	Bullish	Bearish	84.67	47800	2.06	47,834.65
13:54:07	2075614	0		3027899	0		952285	0	Bullish	Bearish	56.55	21200	1.46	21,195.25	13:54:07	408782	0		841004	0		432222	0	Bullish	Bearish	75.54	47800	2.06	47,840.00
13:55:07	2116063	40449		3048519	20620		932456	-19829	Bullish	Bearish	59.69	21200	1.44	21,194.00	13:55:07	408782	0		841986	982		433204	982	Bullish	Bearish	83.89	47800	2.06	47,833.05
13:56:08	2116063	0		3048519	0		932456	0	Bullish	Bearish	57.78	21200	1.44	21,195.10	13:56:08	407381	-1401	Short C	841986	0		434605	1401	Bullish	Bearish	74.42	47800	2.07	47,836.60
13:57:07	2116063	0		3048519	0		932456	0	Bullish	Bearish	57.41	21200	1.44	21,193.65	13:57:07	407381	0		841986	0		434605	0	Bullish	Bearish	82.23	47800	2.07	47,840.85
13:58:07	2116063	0		3048519	0		932456	0																					

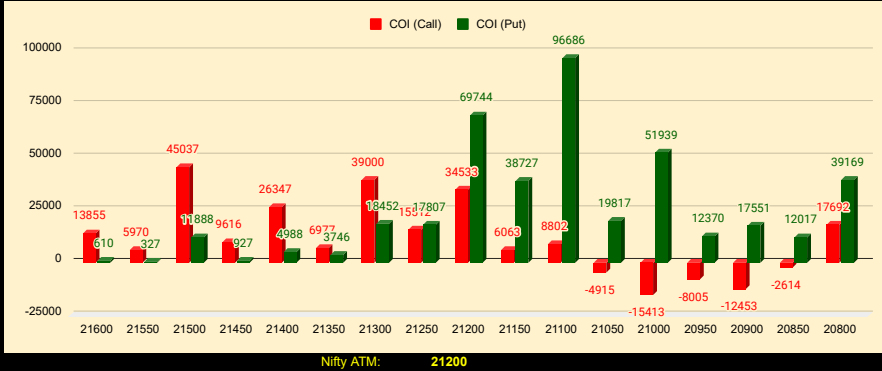
Nifty ATM	Nifty Spot	Nifty Pre CL	Nifty Open	Nifty High	Nifty Low	India VIX	Current Expiry	Exp High	21,246.50	35.60	Not Break	Resistanc	21500	BN ATM	BN Spot	BN Pre CL	BN Open	BN High	BN Low	India VIX	Friday		Exp High	47,874.40	-69.20	Breakout	Resistanc	48000	
21200	21,182.70	20926.35	21,110.40	21,210.90	21,074.45	12.32	2023-12-21	Exp Low	20,974.30	100.15	Not Break	Support	21100	47700	47,732.30	47,092.25	47,567.65	47,943.60	47,510.85	12.32			Exp Low	47,260.90	249.95	Not Break	Support	47000	
Time	Call COI (Bearish ▼)	Call COI (+▲-▼)	Short Covering	Put COI (Bullish ▲)	Put COI (+▲-▼)	Long UW	NET Oi	+▲-▼	Net Oi Signal	Price Action Signal	VWAP Diff	Strike	Nifty PCR	Nifty LTP	Time	Call COI (Bearish ▼)	Call COI (+▲-▼)	Short Covering	Put COI (Bullish ▲)	Put COI (+▲-▼)	Long Unwinding	NET Oi	+▲-▼	Net Oi Signal	Price Action Signal	VWAP Diff	Strike	BN PCR	BN LTP
14:23:08	2296625	-18		3019719	0		723094	18	Bullish	Bullish	58.72	21200	1.31	21,191.70	14:23:08	414816	877		842606	2229		427790	1352	Bullish	Bullish	47.19	47800	2.03	47,791.85
14:24:07	2296625	0		3019719	0		723094	0	Bullish	Bullish	58.36	21200	1.31	21,193.35	14:24:07	414816	0		842606	0		427790	0	Bullish	Bullish	53.50	47800	2.03	47,790.15
14:25:07	2296625	0		3019719	0		723094	0	Bullish	Bullish	59.54	21200	1.31	21,193.50	14:25:07	416994	2178		842606	0		425612	-2178	Bullish	Bearish	52.08	47800	2.02	47,791.85
14:26:08	2310537	13912		3016222	-3497	Long UW	705685	-17409	Bullish	Bearish	60.27	21200	1.31	21,192.85	14:26:08	417040	46		842767	161		425727	115	Bullish	Bearish	54.53	47800	2.02	47,796.65
14:27:09	2310537	0		3016222	0		705685	0	Bullish	Bearish	63.58	21200	1.31	21,195.55	14:27:09	417040	0		842767	0		425727	0	Bullish	Bullish	55.67	47800	2.02	47,807.15
14:28:07	2310537	0		3016222	0		705685	0	Bullish	Bullish	68.31	21200	1.31	21,199.10	14:28:07	417027	-13		841608	-1159	Long UW	425481	-1146	Bullish	Bearish	72.89	47800	2.02	47,806.45
14:29:08	2299694	-10843	Short C	3008893	-7329	Long UW	709199	3514	Bullish	Bullish	65.27	21200	1.31	21,195.85	14:29:08	419535	2508		841608	0		422073	-2508	Bullish	Bullish	66.72	47800	2.01	47,808.90
14:30:03	2299694	0		3008893	0		709199	0	Bullish	Bullish	65.27	21200	1.31	21,197.20	14:30:03	419535	0		841608	0		422073	0	Bullish	Bearish	66.72	47800	2.01	47,807.90
14:31:09	2343306	43612		3006949	-1944	Long UW	663643	-45556	Bullish	Bullish	61.69	21200	1.28	21,197.10	14:31:09	419535	0		841608	0		422073	0	Bullish	Bearish	56.79	47800	2.01	47,803.40
14:32:08	2343306	0		3006949	0		663643	0	Bullish	Bullish	65.72	21200	1.28	21,198.40	14:32:08	421147	1612		841483	-125		420336	-1737	Bullish	Bearish	59.66	47800	2	47,799.55
14:33:08	2343306	0		3006949	0		663643	0	Bullish	Bullish	61.33	21200	1.28	21,196.45	14:33:08	421154	7		841483	0		420329	-7	Bullish	Bearish	40.79	47800	2	47,793.65
14:34:07	2343306	0		3006949	0		663643	0	Bullish	Bearish	58.52	21200	1.28	21,188.55	14:34:07	424248	3094		841483	0		417235	-3094	Bullish	Bearish	29.22	47800	1.98	47,766.10
14:35:07	2364941	21635		2915130	-9119	Long UW	550189	-113454	Bullish	Bearish	54.54	21200	1.23	21,188.95	14:35:07	424227	-21		837335	-4148	Long UW	413108	-4127	Bullish	Bearish	31.48	47800	1.97	47,755.80
14:36:07	2364941	0		2915130	0		550189	0	Bullish	Bullish	59.90	21200	1.23	21,193.15	14:36:07	424227	0		837335	0		413108	0	Bullish	Bearish	39.48	47800	1.97	47,774.50
14:37:07	2364941	0		2933202	18072		568261	18072	Bullish	Bearish	56.26	21200	1.24	21,188.50	14:37:07	424227	0		837335	0		413108	0	Bullish	Bearish	31.43	47800	1.97	47,754.15
14:38:16	2385799	20858		2933202	0		547403	-20858	Bullish	Bearish	56.63	21200	1.23	21,185.60	14:38:16	425001	774		836541	-794		411540	-1568	Bullish	Bearish	33.39	47800	1.97	47,754.60
14:39:07	2385799	0		2933202	0		547403	0	Bullish	Bearish	55.66	21200	1.23	21,187.10	14:39:07	425001	0		836541	0		411540	0	Bullish	Bearish	30.93	47800	1.97	47,763.65
14:40:07	2345200	-40599	Short C	2933202	0		588002	40599	Bullish	Bearish	56.96	21200	1.25	21,190.65	14:40:07	425302	301		836541	0		411239	-301	Bullish	Bearish	36.58	47800	1.97	47,764.10
14:41:07	2345200	0		2923209	-10173	Long UW	577829	-10173	Bullish	Bearish	58.44	21200	1.25	21,189.20	14:41:07	425188	-114		834160	-2381	Long UW	408972	-2267	Bullish	Bearish	36.22	47800	1.96	47,760.95
14:42:07	2345200	0		2923209	0		577829	0	Bullish	Bearish	57.71	21200	1.25	21,191.00	14:42:07	425188	0		834160	0		408972	0	Bullish	Bearish	41.76	47800	1.96	47,769.45
14:43:09	2345200	0		2925362	2333		580162	2333	Bullish	Bearish	60.81	21200	1.25	21,194.20	14:43:09	425188	0		834160	0		408972	0	Bullish	Bearish	45.75	47800	1.96	47,769.15
14:44:07	2351000	5800		2925362	0		574362	-5800	Bullish	Bearish	62.72	21200	1.24	21,193.25	14:44:07	425279	91		831658	-2502	Long UW	406379	-2593	Bullish	Bearish	56.05	47800	1.96	47,775.75
14:45:09	2351000	0		2925362	0		574362	0	Bullish	Bearish	66.16	21200	1.24	21,196.20	14:45:09	425279	0		831658	0		406379	0	Bullish	Bearish	60.89	47800	1.96	47,784.30
14:46:08	2365070	14070		2925362	0		560292	-14070	Bullish	Bearish	64.98	21200	1.24	21,195.05	14:46:08	425279	0		831658	0		406379	0	Bullish	Bearish	66.18	47800	1.96	47,780.60
14:47:07	2365070	0		2901269	-24093	Long UW	536199	-24093	Bullish	Bullish	64.70	21200	1.23	21,192.90	14:47:07	423740	-1539	Short C	824899	-6759	Long UW	401159	-5220	Bullish	Bullish	62.15	47800	1.95	47,777.90
14:48:08	2365070	0		2901269	0		536199	0	Bullish	Bearish	54.07	21200	1.23	21,184.75	14:48:08	423740	0		824899	0		401159	0	Bullish	Bullish	25.32	47800	1.95	47,758.10
14:49:07	2365070	0		2901269	0		536199	0	Bullish	Bearish	56.10	21200	1.23	21,185.20	14:49:07	423740	0		824899	0		401159	0	Bullish	Bearish	37.55	47800	1.95	47,759.95
14:50:07	2348671	-16399	Short C	2777548	-123721	Long UW	428877	-107322	Bullish	Bearish	55.75	21200	1.18	21,185.45	14:50:07	422592	-1148	Short C	825144	245		402552	1393	Bullish	Bearish	38.48	47800	1.95	47,750.15
14:51:08	2348671	0		2777548	0		428877	0	Bullish	Bearish	54.59	21200	1.18	21,185.00	14:51:08	422579	-13		825144	0		402565	13	Bullish	Bearish	32.43	47700	1.95	47,748.05
14:52:08	2348671	0		2777548	0		428877	0	Bullish	Bearish	52.35	21200	1.18	21,185.00	14:52:08	422579	0		825144	0		402565	0	Bullish	Bearish	24.14	47700	1.95	47,748.85
14:53:07	2350667	1996		2719271	-58277	Long UW	368604	-60273	Bullish	Bearish	54.81	21200	1.16	21,184.95	14:53:07	422979	400		821829	-3315	Long UW	398850	-3715	Bullish	Bearish	27.86	47800	1.94	47,751.00
14:54:07	2350667	0		2719271	0		368604	0	Bullish	Bearish	56.84	21200	1.16	21,185.25	14:54:07	422979	0		821829	0		398850	0	Bullish	Bearish	26.12	47700	1.94	47,746.90
14:55:07	2350667	0		2719271	0		368604	0	Bullish	Bearish	48.91	21200	1.16	21,177.35	14:55:07	422979	0		821829	0		398850	0	Bullish	Bearish	20.49	47700	1.94	47,732.00
14:56:06	2350667	0		2719271	0		368604	0	Bullish	Bearish	48.91	21200	1.16	21,175.20	14:56:06	422979	0		821829	0		398850	0	Bullish	Bearish	20.49	47700	1.94	47,731.85
14:57:08	2350667	0		2719271	0		368604	0	Bullish	Bearish	48.91	21150	1.16	21,167.55	14:57:08	422979	0		821829	0		398850	0	Bullish	Bearish	20.49	47700	1.94	47,710.25
14:58:08	2350667	0		2719271	0		368604	0	Bullish	Bearish	48.91	21150	1.16	21,166.75	14:58:08	422979	0		821829	0		398850	0	Bullish	Bearish	20.49	47700	1.94	47,683.60
14:59:08	2350667	0		2719271	0		368604	0	Bullish	Bearish	48.91	21150	1.16	21,172.05	14:59:08	422979	0		821829	0		398850	0	Bullish	Bearish	20.49	47700	1.94	47,699.20
15:00:08	2350667	0		2719271	0		368604	0	Bullish	Bearish	48.91	21150	1.16	21,172.25	15:00:08	422979	0		821829	0		398850	0	Bullish	Bearish	20.49	47700	1.94	47,710.45
15:01:07	2350667	0		2719271	0		368604	0	Bullish	Bearish	48.91	21150	1.16	21,167.50	15:01:07	422979	0		821829	0		398850	0	Bullish	Bearish	20.49	47700	1.94	47,694.35
15:02:07	2350667	0		2719271	0		368604	0	Bullish	Bearish	48.91	21150	1.16	21,164.10	15:02:07	422979	0		821829	0		398850	0	Bullish	Bearish	20.49	47700	1.94	47,690.65
15:03:07	2350667	0		2719271	0		368604	0	Bullish	Bearish	48.91	21150	1.16	21,174.75	15:03:07	422979	0		821829	0		398850	0	Bullish	Bearish	20.49	47700	1.94	47,699.30
15:04:08	2350667	0		2719271	0		368604	0	Bullish	Bearish	48.91	21200	1.16	21,178.80	15:04:08	422979	0		821829	0		398850	0	Bullish	Bearish				

Nifty ATM	Nifty LTP	Nifty Pre Cl	Nifty Open	Nifty High	Nifty Low	India VIX	Select Expiry	Exp High	21,246.50	35.60	Not Break	BN ATM	BN LTP	BN Pre CL	BN Open	BN High	BN Low	India VIX	Friday		Exp High	47,874.40	-69.20	Breakout	
21200	21,182.70	20926.35	21,110.40	21,210.90	21,074.45	12.32	2023-12-21	Exp Low	20,974.30	100.15	Not Break	47700	47,732.30	47092.25	47,567.65	47,943.60	47,510.85	12.32			Exp Low	47,260.90	249.95	Not Break	
Call Time Value	Call OI	COI (Call)	Call Volume	OI Change	Call LTP	STRIKE	Put LTP	OI Change	Put Volume	COI (Put)	Put OI	Put Time Value	Call Time Value	Call OI	COI (Call)	Call Volume	OI Change	Call LTP	STRIKE	Put LTP	OI Change	Put Volume	COI (Put)	Put OI	Put Time Value
37.65	68736	45037	384731	-204275	OTM 37.65	21500	ITM 266	9962	24727	11888	12386	0.00	140.20	38499	23615	1234950	-11605	OTM 140.2	48400	ITM 545.95	2866	47815	2866	3455	0.00
48.90	13926	9616	129828	-116232	OTM 48.9	21450	ITM 204.8	582	4933	927	957	0.00	170.65	40399	22499	1324008	22499	OTM 170.65	48300	ITM 480	-1352	98578	5291	5471	0.00
57.80	41701	26347	357639	-312280	OTM 57.8	21400	ITM 191.9	2094	27409	4988	5075	0.00	207.75	73057	50274	2034556	50274	OTM 207.75	48200	ITM 414.9	8033	313611	8033	8237	0.00
74.45	16303	6977	159687	-195533	OTM 74.45	21350	ITM 160	-1866	14553	3746	3842	0.00	249.85	75191	50841	1823445	-12855	OTM 249.85	48100	ITM 357.9	-5373	600317	13798	14139	0.00
120.80	60477	39000	593941	-299005	OTM 120.8	21300	ITM 138.3	-1624	120688	18452	19744	21.00	297.00	193970	107807	4951433	-59183	OTM 297	48000	ITM 305.1	-21143	2415950	66924	71726	37.40
118.55	22219	15512	256467	-341575	OTM 118.55	21250	ITM 112.5	-33639	112510	17807	18081	45.20	320.30	70086	47051	2750100	47051	OTM 320.3	47900	ITM 257.95	62264	2512367	62264	62712	90.25
146.35	60133	34533	641035	-894217	ATM 146.35	21200	ATM 74.75	-193293	580965	69744	72582	57.45	410.80	74059	34830	3803730	-33894	OTM 410.8	47800	ITM 219	-43130	3575648	71973	74604	151.30
155.15	13360	6063	202504	-339941	ITM 187.85	21150	OTM 67	-648353	228771	38727	39530	67.00	404.90	59584	34684	2214933	-9404	ATM 437.2	47700	ATM 183.75	79878	2872115	79878	82168	183.75
128.05	39014	8802	309714	-108125	ITM 210.75	21100	OTM 55.25	-312456	542062	96686	103361	55.25	411.60	21841	1302	1160468	1302	ITM 543.9	47600	OTM 153.55	-22186	1929038	58821	62539	153.55
157.80	4115	-4915	53416	-26789	ITM 290.5	21050	OTM 36.9	-164369	204438	19817	21791	36.90	384.95	52117	-20978	1124376	-22695	ITM 617.2	47500	OTM 126.6	-14825	2256940	95794	119641	126.60
118.55	32469	-15413	179027	-97164	ITM 301.25	21000	OTM 32.6	-205907	482511	51939	80044	32.60	361.35	13916	-15247	293775	-15247	ITM 693.6	47400	OTM 104.45	-9232	1153562	33898	44563	104.45
143.50	2779	-8005	24928	-52660	ITM 376.2	20950	OTM 23.85	-136735	183425	12370	20146	23.85	345.95	7741	-26517	186591	-1670	ITM 778.2	47300	OTM 85.65	28651	1119940	28651	47954	85.65
108.25	11180	-12453	46552	-41412	ITM 390.95	20900	OTM 19.5	-164619	336682	17551	50198	19.50	325.80	9830	-29900	155895	-29900	ITM 858.1	47200	OTM 70.55	-8385	984680	16864	44952	70.55
134.80	1890	-2614	8960	-14630	ITM 467.5	20850	OTM 16.8	-110539	135973	12017	21202	16.80	312.85	10120	-18653	101338	-936	ITM 945.1	47100	OTM 57.8	-12451	794198	19117	49539	57.80
99.85	40809	17692	83587	26034	ITM 482.55	20800	OTM 13.55	-128103	379251	39169	80746	13.55	303.70	36936	-24405	201394	-2810	ITM 1036	47000	OTM 48.25	2401	1485771	43637	135772	48.25
98.35	705	-305	2147	-3992	ITM 531.05	20750	OTM 11.9	-94198	75744	62	13611	11.90	296.45	3932	-2208	24242	-761	ITM 1128.	46900	OTM 47.95	-7068	514684	13649	37927	47.95
97.45	10928	7763	12279	1353	ITM 580.15	20700	OTM 10.4	-129455	191670	19247	45316	10.40	288.65	2416	-2148	15112	-161	ITM 1220.	46800	OTM 33.2	-971	530532	12864	38967	33.20
	440744	63124								343093	608612			783694	232847							634322	904366		
07:49						15-Dec-2023 07:49:40	NIFTY NET OI	279969		Nifty50 PCR :	5.44		07:49						15-Dec-2023 07:49:40	BN NET OI	401475		Bank Nifty PCR :	2.72	

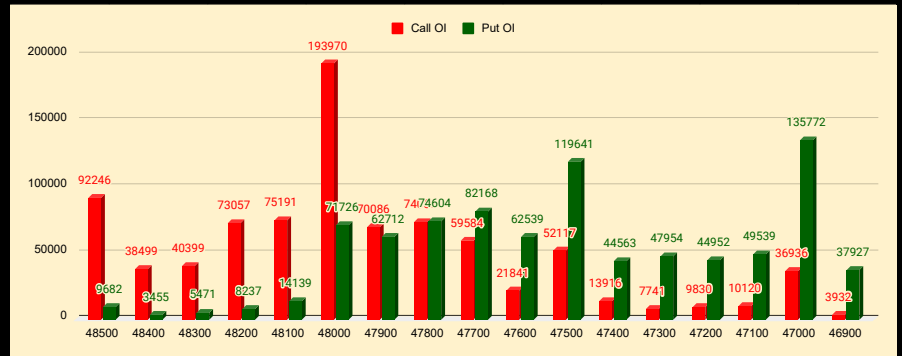
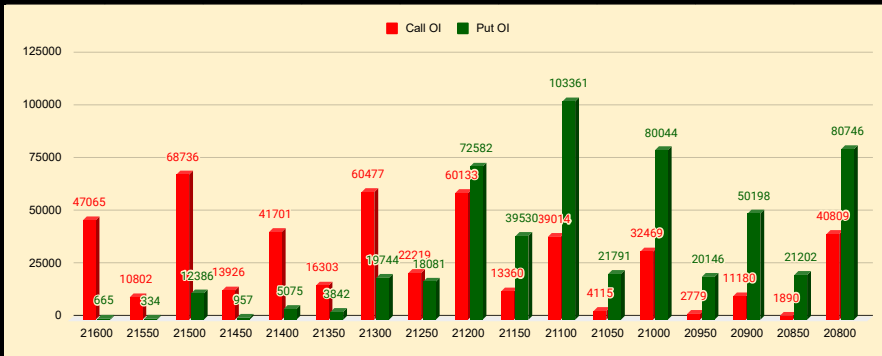
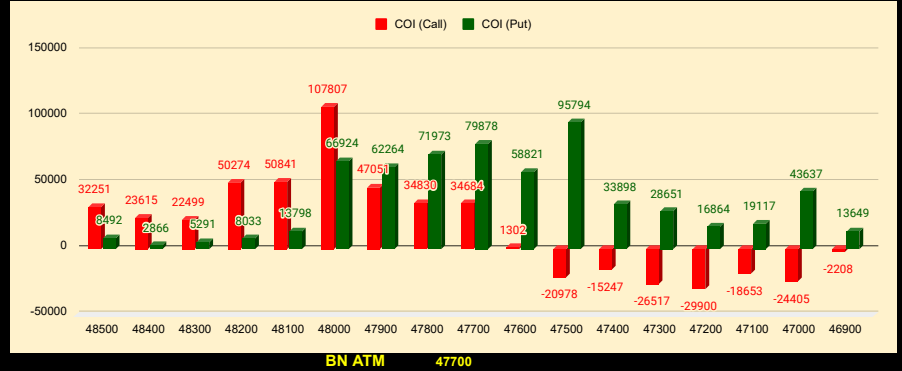
NIFTY 50

BANK NIFTY

15-Dec-2023 07:49:59 Friday



15-Dec-2023 07:49:59 Friday



Golden Rules using OiDeer

Avoid Signals of VWAP difference below 9-10 Points

9-10 प्वाइंट से नीचे VWAP अंतर के सिग्नल से बचें

PCR above 2 Strong Bullish & PCR Below 0.50 is Strong Bearish. If Call COI is negative then it will show 100 PCR and If Put COI is negative then it will show 0 PCR

PCR २ के ऊपर Strong बुलिश और PCR ०.५० के निचे स्ट्रॉंग बिअरिश। यदि कॉल COI नेगेटिव है तो यह 100 PCR दिखाएगा और यदि COI पुट नकारात्मक है तो यह 0 PCR दिखाएगा

Rule 1) Both Nifty and Bank Nifty Oi data should be in same direction. If One is Negative and other is positive then Avoid Trade because कौन किसको अपनी तरफ खिंचेगा ये कह नहीं सकते. Let Both Nifty and BN Oi data in Same direction then look for any Opportunity.

नियम 1) निफ्टी और बैंक निफ्टी दोनों डेटा एक ही दिशा में होने चाहिए। यदि एक नकारात्मक है और दूसरा सकारात्मक है तो व्यापार से बचें क्योंकि कौन किसको अपनी तरफ खिंचेगा ये कह नहीं सकते। निफ्टी और बीएन ओआई डेटा दोनों को एक ही दिशा में जाने दें और फिर किसी अवसर की तलाश करें।

Rule 2) Safe traders can wait for All Three Singals become Same color. If all Three Signals are not Same then Please Avoide Trade.

नियम 2) सुरक्षित ट्रेडर तीनों सिग्नल के एक ही रंग में आने का इंतजार कर सकते हैं। यदि तीनों संकेत समान नहीं हैं तो कृपया व्यापार से बचें।

Rule 3) Any upside movement should be supported by short Covering and any downside movement should be supported by Long unwinding.

नियम 3) किसी भी ऊपर की गतिविधि को शॉर्ट कवरींग द्वारा समर्थित किया जाना चाहिए और किसी भी नकारात्मक गतिविधि को लॉन्ग अनवाइंडिंग द्वारा समर्थित किया जाना चाहिए।

Rule 4) if Oi data is Negative (Oi data below red line) and if market already given big downside movement, then please wait till market to Go Up near VWAP and Return then Buy Put PE with SL above VWAP. (VWAP Difference below 10 is best for taking Position)

नियम 4) यदि Oi डेटा नकारात्मक है (लाल रेखा के नीचे Oi डेटा) और यदि बाजार में पहले से ही बड़ी गिरावट है, तो कृपया VWAP के पास बाजार के ऊपर जाने तक प्रतीक्षा करें और फिर VWAP के ऊपर SL के साथ PE खरीदें। (VWAP अंतर 10 से कम स्थिति लेने के लिए सबसे अच्छा है)

Rule 5) if Oi is Positive (Oi data above red line) and if market already given big upside movement then wait for market to come down near VWAP and go up then Buy Call CE with SL below VWAP. (VWAP Difference below 10 is best for taking Position)

नियम 5) यदि Oi धनात्मक है (लाल रेखा के ऊपर Oi डेटा) और यदि बाजार में पहले से ही बड़ी तेजी है तो बाजार के VWAP के पास नीचे आने और ऊपर जाने की प्रतीक्षा करें, फिर VWAP के नीचे SL के साथ कॉल CE खरीदें। (VWAP अंतर 10 से कम स्थिति लेने के लिए सबसे अच्छा है)

Rule 6) In Reversal Case, Take Trade on the Basis of Price Action and VWAP Signal because Net Oi Signal Come Latter.

नियम 6) रिवर्सल केस में, प्राइस एक्शन और VWAP सिग्नल के आधार पर Trade लें क्योंकि नेट Oi सिग्नल बाद में आते हैं।

Rule 7) When your target is done of 40-50 points, Close your PC/laptop and don't look back to Market and Enjoy the day. (निफ्टी बुलाती है मगर जानेका नहीं)

नियम 7) जब आपका लक्ष्य 40-50 अंक का हो जाए, तो अपना पीसी/लैपटॉप बंद कर दें और बाजार की ओर मुड़कर न देखें और दिन का आनंद लें। (निफ्टी बुलाती है मगर जानेका नहीं)

Rule 8) Do not try to catch every movement. Do not Overtrade.

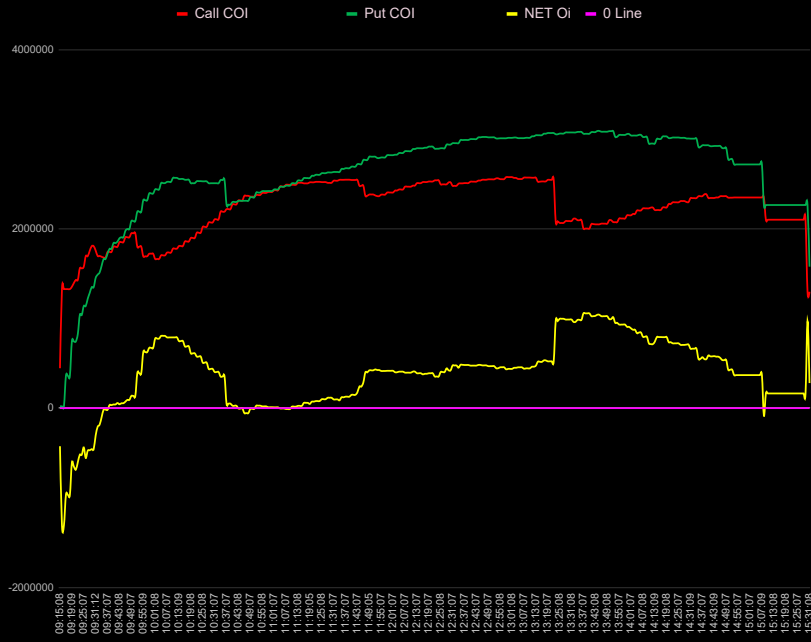
नियम 8) हर Movement को पकड़ने की कोशिश न करें। ओवरट्रेड न करें।

Wish you Happy Trading Day 👍

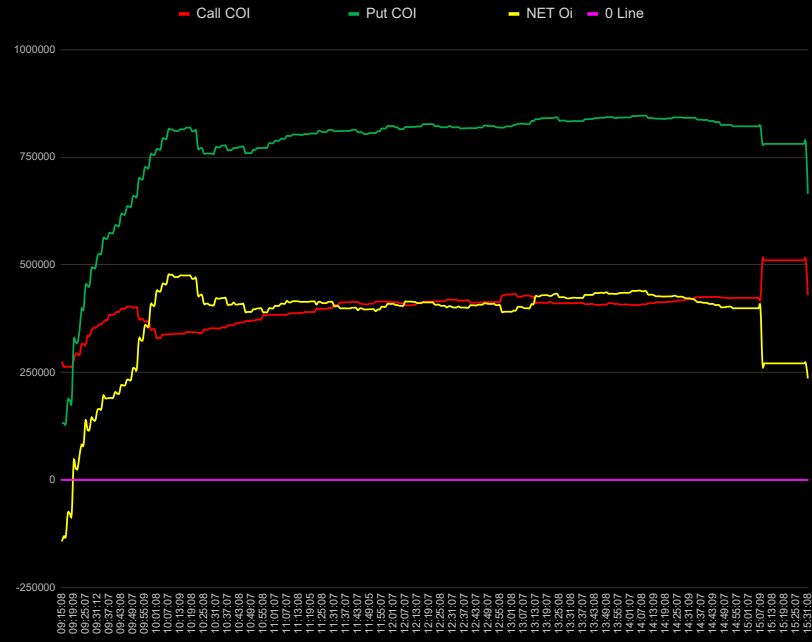
आपको ट्रेडिंग दिवस की शुभकामनाएं 👍



- Team OiDeer



NIFTY 50







BANK NIFTY



Nifty ATM	Nifty Spot	Nifty Pre Cl	Nifty Open	Nifty High	Nifty Low	India VIX	Current Expiry	Exp High	21,246.50	35.60	Not Break	Resistanc	21500	BN ATM	BN Spot	BN Pre CL	BN Open	BN High	BN Low	India VIX	Friday		Exp High	47,874.40	-69.20	Breakout	Resistanc	48000
21200	21,182.70	20926.35	21,110.40	21,210.90	21,074.45	12.32	2023-12-21	Exp Low	20,974.30	100.15	Not Break	Support	21100	47700	47,732.30	47,092.25	47,567.65	47,943.60	47,510.85	12.32			Exp Low	47,260.90	249.95	Not Break	Support	47000
Time	Call COI (Bearish ▼)	Call COI (+▲▼)	Short Covering	Put COI (Bullish ▲)	Put COI (+▲▼)	Long UW	NET Oi	+▲▼	Net Oi Signal	Price Action Signal		Nifty PCR	Nifty LTP	Time	Call COI (Bearish ▼)	Call COI (+▲▼)	Short Covering	Put COI (Bullish ▲)	Put COI (+▲▼)	Long Unwinding	NET Oi	+▲▼	Net Oi Signal	Price Action Signal		BN PCR	BN LTP	
09:18:52	1354084	0		743911	0		-610173	0	Bearish	Wait		0.55	21,112.50	09:18:52	277640	0		319792	0		42152	0	Bullish	Wait		1.15	47,742.40	
09:23:53	1559478	205394		1039796	295885		-519682	90491	Bearish	Wait		0.67	21,105.85	09:23:53	315335	37695		396983	77191		81648	39496	Bullish	Wait		1.26	47,681.65	
09:28:52	1807205	247727		1349514	309718		-457691	61991	Bearish	Wait		0.75	21,125.85	09:28:52	353591	38256		492623	95640		139032	57384	Bullish	Wait		1.39	47,681.85	
09:33:51	1689171	-118034	Short C	1588081	238567		-101090	356601	Bearish	Bullish		0.94	21,141.85	09:33:51	365887	12296		561296	68673		195409	56377	Bullish	Bearish		1.53	47,692.95	
09:38:53	1743161	53990		1777433	189352		34272	135362	Bullish	Bullish		1.02	21,138.60	09:38:53	383187	17300		574156	12860		190969	-4440	Bullish	Bearish		1.5	47,645.35	
09:43:52	1851921	108760		1906717	129284		54796	20524	Bullish	Bullish		1.03	21,133.45	09:43:52	397610	14423		617151	42995		219541	28572	Bullish	Bearish		1.55	47,666.95	
09:48:51	1950989	99068		2087360	180643		136371	81575	Bullish	Bearish		1.07	21,140.60	09:48:51	400248	2638		658962	41811		258714	39173	Bullish	Bullish		1.65	47,738.10	
09:53:53	1801557	-149432	Short C	2191718	104358		390161	253790	Bullish	Bullish		1.22	21,167.15	09:53:53	373833	-26415	Short C	699207	40245		325374	66660	Bullish	Bullish		1.87	47,797.40	
09:58:52	1722743	-78814	Short C	2395255	203537		672512	282351	Bullish	Bullish		1.39	21,183.30	09:58:52	349604	-24229	Short C	755861	56654		406257	80883	Bullish	Bullish		2.16	47,880.60	
10:03:52	1704968	-17775	Short C	2511133	115878		806165	133653	Bullish	Bullish		1.47	21,179.60	10:03:52	337562	-12042	Short C	792867	37006		455305	49048	Bullish	Bullish		2.35	47,896.25	
10:08:54	1736036	31068		2525221	14088		789185	-16980	Bullish	Bullish		1.45	21,174.40	10:08:54	338121	559		814525	21658		476404	21099	Bullish	Bullish		2.41	47,913.75	
10:13:52	1808760	72724		2557289	32068		748529	-40656	Bullish	Bearish		1.41	21,169.85	10:13:52	339799	1678		814934	409		475135	-1269	Bullish	Bullish		2.4	47,900.40	
10:18:50	1898903	90143		2510470	-46819	Long UW	611567	-136962	Bullish	Bearish		1.32	21,155.60	10:18:50	343060	3261		810722	-4212	Long UW	467662	-7473	Bullish	Bearish		2.36	47,833.65	
10:23:50	1957251	58348		2532771	22301		575520	-36047	Bullish	Bearish		1.29	21,154.80	10:23:50	341550	-1510	Short C	770809	-39913	Long UW	429259	-38403	Bullish	Bearish		2.26	47,785.20	
10:28:53	2071838	114587		2509588	-23183	Long UW	437750	-137770	Bullish	Bearish		1.21	21,167.55	10:28:53	352270	10720		758250	-12559	Long UW	405980	-23279	Bullish	Bearish		2.15	47,823.70	
10:33:51	2192261	120423		2544812	35224		352551	-85199	Bullish	Bullish		1.16	21,159.20	10:33:51	354299	2029		776838	18588		422539	16559	Bullish	Bearish		2.19	47,795.20	
10:38:54	2220333	28072		2270673	-274139	Long UW	50340	-302211	Bullish	Bearish		1.02	21,140.10	10:38:54	359204	4905		766566	-10272	Long UW	407362	-15177	Bullish	Bearish		2.13	47,770.35	
10:43:52	2317053	96720		2313054	42381		-3999	-54339	Bearish	Bearish		1	21,138.00	10:43:52	365847	6643		774376	7810		408529	1167	Bullish	Bearish		2.12	47,747.20	
10:48:50	2360577	43524		2352544	39490		-8033	-4034	Bearish	Bullish		1	21,164.55	10:48:50	369152	3305		759571	-14805	Long UW	390419	-18110	Bullish	Bullish		2.06	47,832.90	
10:53:51	2378232	17655		2405761	53217		27529	35562	Bullish	Bullish		1.01	21,160.95	10:53:51	372685	3533		771212	11641		398527	8108	Bullish	Bullish		2.07	47,826.65	
10:58:54	2412226	33994		2422599	16838		10373	-17156	Bullish	Bullish		1	21,156.10	10:58:54	383702	11017		782339	11127		398637	110	Bullish	Bullish		2.04	47,817.80	
11:03:54	2473614	61388		2470195	47596		-3419	-13792	Bearish	Bearish		1	21,156.40	11:03:54	383519	-183		792919	10580		409400	10763	Bullish	Bearish		2.07	47,821.00	
11:08:52	2492541	18927		2482521	12326		-10020	-6601	Bearish	Bullish		1	21,161.90	11:08:52	386702	3183		799401	6482		412699	3299	Bullish	Bearish		2.07	47,826.05	
11:13:52	2514609	22068		2540111	57590		25502	35522	Bullish	Bullish		1.01	21,164.65	11:13:52	388042	1340		801744	2343		413702	1003	Bullish	Bullish		2.07	47,838.70	
11:18:54	2519771	5162		2567119	27008		47348	21846	Bullish	Bullish		1.02	21,165.30	11:18:54	390272	2230		805001	3257		414729	1027	Bullish	Bullish		2.06	47,834.35	
11:23:52	2524906	5135		2603939	36820		79033	31685	Bullish	Bullish		1.03	21,165.45	11:23:52	397288	7016		810832	5831		413544	-1185	Bullish	Bearish		2.04	47,821.35	
11:28:51	2513991	-10915	Short C	2629958	26019		115967	36934	Bullish	Bearish		1.05	21,161.45	11:28:51	399405	2117		813160	2328		413755	211	Bullish	Bearish		2.04	47,786.55	
11:33:51	2547850	33859		2635254	5296		87404	-28563	Bullish	Bearish		1.03	21,163.55	11:33:51	412073	12668		810871	-2289	Long UW	398798	-14957	Bullish	Bearish		1.97	47,793.15	
11:38:52	2548972	1122		2676897	41643		127925	40521	Bullish	Bullish		1.05	21,168.95	11:38:52	412775	702		811309	4288		398534	-264	Bullish	Bearish		1.97	47,786.55	
11:43:52	2481609	-67363	Short C	2722578	45681		240969	113044	Bullish	Bullish		1.01	21,181.65	11:43:52	409501	-3274	Short C	808025	-3284	Long UW	398524	-10	Bullish	Bullish		1.97	47,813.55	
11:48:49	2383858	-97751	Short C	2805668	83090		421810	180841	Bullish	Bullish		1.18	21,182.85	11:48:49	409643	142		806227	-1798	Long UW	396584	-1940	Bullish	Bullish		1.97	47,806.80	
11:53:52	2365930	-17928	Short C	2791067	-14601	Long UW	425137	3327	Bullish	Bearish		1.18	21,160.45	11:53:52	414204	4561		810162	3935		395958	-626	Bullish	Bearish		1.96	47,770.50	
11:58:49	2406114	40184		2822764	31697		416650	-8487	Bullish	Bearish		1.17	21,159.70	11:58:49	413488	-716		822423	12261		408935	12977	Bullish	Bearish		1.99	47,782.45	
12:03:54	2439841	33727		2846868	24104		407027	-9623	Bullish	Bearish		1.17	21,163.35	12:03:54	410711	-2777	Short C	815356	-7067	Long UW	404645	-4290	Bullish	Bullish		1.99	47,812.95	
12:08:52	2471207	31366		2867379	20512		396172	-10855	Bullish	Bullish		1.16	21,162.45	12:08:52	405802	-4909	Short C	820148	-4792		414346	9701	Bullish	Bullish		2.02	47,793.45	
12:13:52	2510220	39013		2899682	32303		389462	-6710	Bullish	Bearish		1.16	21,157.80	12:13:52	410525	4723		821552	1404		411027	-3319	Bullish	Bearish		2	47,768.75	
12:18:52	2528905	18685		2917983	18301		389078	-384	Bullish	Bearish		1.15	21,159.25	12:18:52	414295	3770		826813	5261		412518	1491	Bullish	Bearish		2	47,777.25	
12:23:53	2541599	12694		2894929	-23054	Long UW	353330	-35748	Bullish	Bullish		1.14	21,166.10	12:23:53	414974	679		822187	-4626	Long UW	407213	-5305	Bullish	Bearish		1.98	47,776.50	
12:28:51	2518885	-22714	Short C	2940792	45863		421907	68577	Bullish	Bullish		1.17	21,163.00	12:28:51	418585	3611		821974	-213		403389	-3824	Bullish	Bullish		1.96	47,770.85	
12:33:52	2505280	-13605	Short C	2956563	15771		451283	29376	Bullish	Bullish		1.18	21,161.65	12:33:52	416386	-2199	Short C	819556	-2418	Long UW	403170	-219	Bullish					

Nifty ATM	Nifty Spot	Nifty Pre Cl	Nifty Open	Nifty High	Nifty Low	India VIX	Current Expiry	Exp High	21,246.50	35.60	Not Break	Resistanc	21500	BN ATM	BN Spot	BN Pre CL	BN Open	BN High	BN Low	India VIX	Friday		Exp High	47,874.40	-69.20	Breakout	Resistanc	48000	
21200	21,182.70	20926.35	21,110.40	21,210.90	21,074.45	12.32	2023-12-21	Exp Low	20,974.30	100.15	Not Break	Support	21100	47700	47,732.30	47,092.25	47,567.65	47,943.60	47,510.85	12.32			Exp Low	47,260.90	249.95	Not Break	Support	47000	
Time	Call COI (Bearish ▼)	Call COI (+▲▼)	Short Covering	Put COI (Bullish ▲)	Put COI (+▲▼)	Long UW	NET Oi	+▲▼	Net Oi Signal	Price Action Signal			Nifty PCR	Nifty LTP	Time	Call COI (Bearish ▼)	Call COI (+▲▼)	Short Covering	Put COI (Bullish ▲)	Put COI (+▲▼)	Long Unwinding	NET Oi	+▲▼	Net Oi Signal	Price Action Signal			BN PCR	BN LTP
14:18:52	2239851	29132		3031850	28128		791999	-1004	Bullish	Bearish			1.35	21,192.25	14:18:52	412901	61		839051	-571		426150	-632	Bullish	Bearish			2.03	47,803.40
14:23:52	2296625	56774		3019719	-12131	Long UW	723094	-68905	Bullish	Bullish			1.31	21,193.35	14:23:52	414816	1915		842606	3555		427790	1640	Bullish	Bearish			2.03	47,790.15
14:28:53	2299694	3069		3008893	-10826	Long UW	709199	-13895	Bullish	Bearish			1.31	21,195.85	14:28:53	419535	4719		841608	-998		422073	-5717	Bullish	Bullish			2.01	47,808.90
14:33:53	2343306	43612		3006949	-1944	Long UW	663643	-45556	Bullish	Bearish			1.28	21,188.55	14:33:53	424248	4713		841483	-125		417235	-4838	Bullish	Bearish			1.98	47,766.10
14:38:52	2385799	42493		2933202	-73747	Long UW	547403	-116240	Bullish	Bearish			1.23	21,187.10	14:38:52	425001	753		836541	-4942	Long UW	411540	-5695	Bullish	Bearish			1.97	47,763.65
14:43:52	2351000	-34799	Short C	2925362	-7840	Long UW	574362	26959	Bullish	Bearish			1.24	21,193.25	14:43:52	425279	278		831658	-4883	Long UW	406379	-5161	Bullish	Bearish			1.96	47,775.75
14:48:52	2365070	14070		2901269	-24093	Long UW	536199	-38163	Bullish	Bearish			1.23	21,185.20	14:48:52	423740	-1539	Short C	824899	-6759	Long UW	401159	-5220	Bullish	Bearish			1.95	47,759.95
14:53:51	2350667	-14403	Short C	2719271	-181998	Long UW	368604	-167595	Bullish	Bearish			1.16	21,185.25	14:53:51	422979	-761		821829	-3070	Long UW	398850	-2309	Bullish	Bearish			1.94	47,746.90
14:58:53	2350667	0		2719271	0		368604	0	Bullish	Bearish			1.16	21,172.05	14:58:53	422979	0		821829	0		398850	0	Bullish	Bearish			1.94	47,699.20
15:03:53	2350667	0		2719271	0		368604	0	Bullish	Bearish			1.16	21,178.80	15:03:53	422979	0		821829	0		398850	0	Bullish	Bearish			1.94	47,725.65
15:08:53	2102626	-248041	Short C	2266564	-452707	Long UW	163938	-204666	Bullish	Bearish			1.08	21,179.60	15:08:53	510219	87240		780987	-40842	Long UW	270768	-128082	Bullish	Bearish			1.53	47,724.20
15:13:53	2102626	0		2266564	0		163938	0	Bullish	Bearish			1.08	21,170.05	15:13:53	510219	0		780987	0		270768	0	Bullish	Bullish			1.53	47,719.30
15:18:52	2102626	0		2266564	0		163938	0	Bullish	Bullish			1.08	21,180.95	15:18:52	510219	0		780987	0		270768	0	Bullish	Bullish			1.53	47,730.55
15:23:54	2102626	0		2266564	0		163938	0	Bullish	Bullish			1.08	21,196.80	15:23:54	510219	0		780987	0		270768	0	Bullish	Bullish			1.53	47,764.90
15:28:54	2102626	0		2266564	0		163938	0	Bullish	Bullish			1.08	21,203.45	15:28:54	510219	0		780987	0		270768	0	Bullish	Bullish			1.53	47,750.40

Nifty ATM	Nifty Spot	Nifty Pre Cl	Nifty Open	Nifty High	Nifty Low	India VIX	Current Expiry	Exp High	21,246.50	35.60	Not Break	Resistanc	21500	BN ATM	BN Spot	BN Pre CL	BN Open	BN High	BN Low	India VIX	Friday		Exp High	47,874.40	-69.20	Breakout	Resistanc	48000
21200	21,182.70	20926.35	21,110.40	21,210.90	21,074.45	12.32	2023-12-21	Exp Low	20,974.30	100.15	Not Break	Support	21100	47700	47,732.30	47,092.25	47,567.65	47,943.60	47,510.85	12.32			Exp Low	47,260.90	249.95	Not Break	Support	47000
Time	Call COI (Bearish ▼)	Call COI (+▲▼)	Short Covering	Put COI (Bullish ▲)	Put COI (+▲▼)	Long UW	NET Oi	+▲▼	Net Oi Signal	Price Action Signal		Nifty PCR	Nifty LTP	Time	Call COI (Bearish ▼)	Call COI (+▲▼)	Short Covering	Put COI (Bullish ▲)	Put COI (+▲▼)	Long Unwinding	NET Oi	+▲▼	Net Oi Signal	Price Action Signal		BN PCR	BN LTP	
09:16:46	1328067	0		360321	0		-967746	0	Bearish	Wait		0.27	21,087.45	09:16:46	262999	0		184701	0		-78298	0	Bearish	Wait		0.7	47,559.90	
09:26:46	1696226	368159		1221373	861052		-474853	492893	Bearish	Bullish		0.72	21,103.10	09:26:46	334469	71470		451720	267019		117251	195549	Bullish	Bullish		1.35	47,651.55	
09:36:46	1743161	46935		1724198	502825		-18963	455890	Bearish	Bullish		0.99	21,136.90	09:36:46	383187	48718		573520	121800		190333	73082	Bullish	Bearish		1.5	47,648.80	
09:46:46	1906403	163242		1998680	274482		92277	111240	Bullish	Bullish		1.05	21,140.15	09:46:46	402753	19566		635198	61678		232445	42112	Bullish	Bullish		1.58	47,686.95	
09:56:46	1694620	-211783	Short C	2319783	321103		625163	532886	Bullish	Bullish		1.37	21,168.30	09:56:46	367729	-35024	Short C	725691	90493		357962	125517	Bullish	Bullish		1.97	47,841.15	
10:06:46	1736036	41416		2525221	205438		789185	164022	Bullish	Bullish		1.45	21,178.80	10:06:46	338121	-29608	Short C	814525	88834		476404	118442	Bullish	Bullish		2.41	47,898.15	
10:16:47	1859662	123626		2548553	23332		688891	-100294	Bullish	Bearish		1.37	21,167.20	10:16:47	343626	5505		818704	4179		475078	-1326	Bullish	Bearish		2.38	47,892.45	
10:26:47	2022951	163289		2530795	-17758	Long UW	507844	-181047	Bullish	Bearish		1.25	21,155.75	10:26:47	349171	5545		758596	-60108	Long UW	409425	-65653	Bullish	Bearish		2.17	47,780.90	
10:36:46	2220333	197382		2270673	-260122	Long UW	50340	-457504	Bullish	Bearish		1.02	21,145.10	10:36:46	359198	10027		766566	7970		407368	-2057	Bullish	Bearish		2.13	47,775.90	
10:46:45	2369164	148831		2313954	43281		-55210	-105550	Bullish	Bullish		0.98	21,147.40	10:46:45	369152	9954		759571	-6995	Long UW	390419	-16949	Bullish	Bullish		2.06	47,793.65	
10:56:46	2401715	32551		2421681	107727		19966	75176	Bullish	Bullish		1.01	21,152.80	10:56:46	382330	13178		771910	12339		389580	-839	Bullish	Bullish		2.02	47,805.60	
11:06:47	2492541	90826		2482521	60840		-10020	-29986	Bearish	Bullish		1	21,161.55	11:06:47	383520	1190		799401	27491		415881	26301	Bullish	Bullish		2.08	47,830.95	
11:16:47	2508268	15727		2567119	84598		58851	68871	Bullish	Bullish		1.02	21,164.50	11:16:47	389922	6402		803781	4380		413859	-2022	Bullish	Bullish		2.06	47,850.35	
11:26:46	2522160	13892		2621733	54614		99573	40722	Bullish	Bearish		1.04	21,163.70	11:26:46	397491	7569		808332	4551		410841	-3018	Bullish	Bearish		2.03	47,806.30	
11:36:46	2548972	26812		2676897	55164		127925	28352	Bullish	Bullish		1.05	21,166.65	11:36:46	412775	15284		811309	2977		398534	-12307	Bullish	Bearish		1.97	47,792.50	
11:46:46	2370054	-178918	Short C	2769145	92248		399091	271166	Bullish	Bullish		1.17	21,182.20	11:46:46	407946	-4829	Short C	804074	-7235	Long UW	396128	-2406	Bullish	Bullish		1.97	47,809.70	
11:56:46	2382487	12433		2797227	28082		414740	15649	Bullish	Bearish		1.17	21,158.85	11:56:46	414497	6551		816604	12530		402107	5979	Bullish	Bearish		1.97	47,760.15	
12:06:48	2439841	57354		2846868	49641		407027	-7713	Bullish	Bearish		1.17	21,155.80	12:06:48	410715	-3782	Short C	815356	-1248	Long UW	404641	2534	Bullish	Bullish		1.99	47,783.30	
12:16:46	2522817	82976		2906221	59353		383404	-23623	Bullish	Bullish		1.15	21,156.75	12:16:46	414314	3599		826813	11457		412499	7858	Bullish	Bearish		2	47,771.80	
12:26:46	2497075	-25742	Short C	2900049	-6172	Long UW	402974	19570	Bullish	Bullish		1.16	21,164.55	12:26:46	415153	839		819569	-7244	Long UW	404416	-8083	Bullish	Bullish		1.97	47,782.65	
12:36:48	2511226	14151		2992576	92527		481350	78376	Bullish	Bearish		1.19	21,159.00	12:36:48	416386	1233		816915	-2654	Long UW	400529	-3887	Bullish	Bearish		1.96	47,750.90	
12:46:46	2548615	37389		3025635	33059		477020	-4330	Bullish	Bullish		1.19	21,165.25	12:46:46	413222	-3164	Short C	823361	6446		410139	9610	Bullish	Bullish		1.99	47,757.90	
12:56:47	2555082	6467		3010991	-14644	Long UW	455909	-21111	Bullish	Bullish		1.18	21,167.45	12:56:47	428217	14995		818712	-4649	Long UW	390495	-19644	Bullish	Bullish		1.91	47,788.75	
13:06:46	2572880	17798		3012642	1651		439762	-16147	Bullish	Bullish		1.17	21,169.60	13:06:46	428093	-124		827634	8922		399541	9046	Bullish	Bullish		1.93	47,806.20	
13:16:47	2529590	-43290	Short C	3062165	49523		532575	92813	Bullish	Bullish		1.21	21,176.75	13:16:47	411498	-16595	Short C	840735	13101		429237	29696	Bullish	Bullish		2.04	47,830.70	
13:26:48	2066582	-463008	Short C	3063590	1425		997008	464433	Bullish	Bullish		1.48	21,198.10	13:26:48	410452	-1046	Short C	835158	-5577	Long UW	424706	-4531	Bullish	Bullish		2.03	47,858.20	
13:36:47	2004013	-62569	Short C	3061535	-2055	Long UW	1057522	60514	Bullish	Bullish		1.53	21,206.35	13:36:47	410913	461		833912	-1246	Long UW	422999	-1707	Bullish	Bullish		2.03	47,863.20	
13:46:46	2058703	54690		3084523	22988		1025820	-31702	Bullish	Bearish		1.5	21,205.50	13:46:46	407231	-3682	Short C	841862	7950		434631	11632	Bullish	Bearish		2.07	47,860.85	
13:56:46	2116063	57360		3048519	-36004	Long UW	937456	-93364	Bullish	Bearish		1.44	21,195.10	13:56:46	407381	150		841986	124		434605	-26	Bullish	Bearish		2.07	47,836.60	
14:06:47	2229192	113129		3025868	-22651	Long UW	796676	-135780	Bullish	Bearish		1.36	21,193.60	14:06:47	408072	691		846298	4312		438226	3621	Bullish	Bearish		2.07	47,812.90	
14:16:46	2239851	10659		3031850	5982		791999	-4677	Bullish	Bullish		1.35	21,193.80	14:16:46	412901	4829		839051	-7247	Long UW	426150	-12076	Bullish	Bearish		2.03	47,803.30	
14:26:46	2310537	70686		3016222	-15628	Long UW	705685	-86314	Bullish	Bearish		1.31	21,192.85	14:26:46	417040	4139		842767	3716		425727	-423	Bullish	Bearish		2.02	47,796.65	
14:36:46	2364941	54404		2915130	-101092	Long UW	550189	-155496	Bullish	Bullish		1.23	21,193.15	14:36:46	424227	7187		837335	-5432	Long UW	413108	-12619	Bullish	Bearish		1.97	47,774.50	
14:46:46	2365070	129		2901269	-13861	Long UW	536199	-13990	Bullish	Bullish		1.23	21,195.05	14:46:46	423740	-487		824899	-12436	Long UW	401159	-11949	Bullish	Bullish		1.95	47,780.60	
14:56:47	2350667	-14403	Short C	2719271	-181998	Long UW	368604	-167595	Bullish	Bearish		1.16	21,167.55	14:56:47	422979	-761		821829	-3070	Long UW	398850	-2309	Bullish	Bearish		1.94	47,710.25	
15:06:47	2350667	0		2719271	0		368604	0	Bullish	Bullish		1.16	21,176.40	15:06:47	422979	0		821829	0		398850	0	Bullish	Bullish		1.94	47,726.00	
15:16:46	2102626	-248041	Short C	2266564	-452707	Long UW	163938	-204666	Bullish	Bearish		1.08	21,174.75	15:16:46	510219	87240		780987	-40842	Long UW	270768	-128082	Bullish	Bearish		1.53	47,720.05	
15:26:46	2102626	0		2266564	0		163938	0	Bullish	Bullish		1.08	21,207.55	15:26:46	510219	0		780987	0		270768	0	Bullish	Bullish		1.53	47,789.85	

Nifty ATM	Nifty Spot	Nifty Pre Cl	Nifty Open	Nifty High	Nifty Low	India VIX	Current Expiry	Exp High	21,246.50	35.60	Not Break	Resistanc	21500	BN ATM	BN Spot	BN Pre CL	BN Open	BN High	BN Low	India VIX	Friday		Exp High	47,874.40	-69.20	Breakout	Resistanc	48000
21200	21,182.70	20926.35	21,110.40	21,210.90	21,074.45	12.32	2023-12-21	Exp Low	20,974.30	100.15	Not Break	Support	21100	47700	47,732.30	47,092.25	47,567.65	47,943.60	47,510.85	12.32			Exp Low	47,260.90	249.95	Not Break	Support	47000
Time	Call COI (Bearish ▼)	Call COI (+▲▼)	Short Covering	Put COI (Bullish ▲)	Put COI (+▲▼)	Long UW	NET Oi	+▲▼	Net Oi Signal	Price Action Signal		Nifty PCR	Nifty LTP	Time	Call COI (Bearish ▼)	Call COI (+▲▼)	Short Covering	Put COI (Bullish ▲)	Put COI (+▲▼)	Long Unwinding	NET Oi	+▲▼	Net Oi Signal	Price Action Signal		BN PCR	BN LTP	
09:29:15	1807205	0		1349514	0		-457691	0	Bearish	Wait		0.75	21,125.85	09:29:15	353591	0		492623	0		139032	0	Bullish	Wait		1.39	47,681.85	
09:44:06	1851921	44716		1906717	557203		54796	512487	Bullish	Bullish		1.03	21,133.45	09:44:06	397610	44019		617151	124528		219541	80509	Bullish	Bearish		1.55	47,666.95	
09:59:06	1722743	-129178	Short C	2395255	488538		672512	617716	Bullish	Bullish		1.39	21,183.30	09:59:06	349604	-48006	Short C	755861	138710		406257	186716	Bullish	Bullish		2.16	47,880.60	
10:14:07	1808760	86017		2557289	162034		748529	76017	Bullish	Bearish		1.41	21,169.85	10:14:07	339799	-9805	Short C	814934	59073		475135	68878	Bullish	Bullish		2.4	47,900.40	
10:29:08	2071838	263078		2509588	-47701	Long UW	437750	-310779	Bullish	Bearish		1.21	21,167.55	10:29:08	352270	12471		758250	-56684	Long UW	405980	-69155	Bullish	Bearish		2.15	47,823.70	
10:44:06	2317053	245215		2313054	-196534	Long UW	-3999	-441749	Bearish	Bearish		1	21,138.00	10:44:06	365847	13577		774376	16126		408529	2549	Bullish	Bearish		2.12	47,747.20	
10:59:10	2412226	95173		2422599	109545		10373	14372	Bullish	Bullish		1	21,156.10	10:59:10	383702	17855		782339	7963		398637	-9892	Bullish	Bullish		2.04	47,817.80	
11:14:06	2514609	102383		2540111	117512		25502	15129	Bullish	Bullish		1.01	21,164.65	11:14:06	388042	4340		801744	19405		413702	15065	Bullish	Bullish		2.07	47,838.70	
11:29:07	2513991	-618		2629958	89847		115967	90465	Bullish	Bearish		1.05	21,161.45	11:29:07	399405	11363		813160	11416		413755	53	Bullish	Bearish		2.04	47,786.55	
11:44:06	2481609	-32382	Short C	2722578	92620		240969	125002	Bullish	Bullish		1.1	21,181.65	11:44:06	409501	10096		808025	-5135	Long UW	398524	-15231	Bullish	Bullish		1.97	47,813.55	
11:59:14	2406114	-75495	Short C	2822764	100186		416650	175681	Bullish	Bearish		1.17	21,159.70	11:59:14	413488	3987		822423	14398		408935	10411	Bullish	Bearish		1.99	47,782.45	
12:14:06	2510220	104106		2899682	76918		389462	-27188	Bullish	Bearish		1.16	21,157.80	12:14:06	410525	-2963	Short C	821552	-871		411027	2092	Bullish	Bearish		2	47,768.75	
12:29:08	2518885	8665		2940792	41110		421907	32445	Bullish	Bullish		1.17	21,163.00	12:29:08	418585	8060		821974	422		403389	-7638	Bullish	Bullish		1.96	47,770.85	
12:44:06	2539492	20607		3021700	80908		482208	60301	Bullish	Bearish		1.19	21,161.90	12:44:06	412236	-6349	Short C	819291	-2683	Long UW	407055	3666	Bullish	Bearish		1.99	47,760.25	
12:59:10	2577873	38381		3016019	-5681	Long UW	438146	-44062	Bullish	Bullish		1.17	21,167.55	12:59:10	430875	18639		821671	2380		390796	-16259	Bullish	Bullish		1.91	47,790.85	
13:14:08	2527227	-50646	Short C	3045026	29007		517799	79653	Bullish	Bullish		1.2	21,175.85	13:14:08	411932	-18943	Short C	838345	16674		426413	35617	Bullish	Bullish		2.04	47,828.40	
13:29:04	2087615	-439612	Short C	3076249	31223		988634	470835	Bullish	Bullish		1.47	21,201.45	13:29:04	411269	-663		833162	-5183	Long UW	421893	-4520	Bullish	Bullish		2.03	47,861.30	
13:44:06	2050796	-36819	Short C	3092877	16628		1042081	53447	Bullish	Bullish		1.51	21,205.50	13:44:06	406758	-4511	Short C	840887	7725		434129	12236	Bullish	Bullish		2.07	47,864.15	
13:59:07	2151871	101075		3058775	-34102	Long UW	906904	-135177	Bullish	Bearish		1.42	21,194.20	13:59:07	407657	899		842382	1495		434725	596	Bullish	Bearish		2.07	47,826.80	
14:14:07	2210719	58848		3003722	-55053	Long UW	793003	-113901	Bullish	Bullish		1.36	21,196.75	14:14:07	412840	5183		839622	-2760	Long UW	426782	-7943	Bullish	Bearish		2.03	47,804.85	
14:29:10	2299694	88975		3008893	5171		709199	-83804	Bullish	Bearish		1.31	21,195.85	14:29:10	419535	6695		841608	1986		422073	-4709	Bullish	Bullish		2.01	47,808.90	
14:44:08	2351000	51306		2925362	-83531	Long UW	574362	-134837	Bullish	Bearish		1.24	21,193.25	14:44:08	425279	5744		831658	-9950	Long UW	406379	-15694	Bullish	Bearish		1.96	47,775.75	
14:59:06	2350667	-333		2719271	-206091	Long UW	368604	-205758	Bullish	Bearish		1.16	21,172.05	14:59:06	422979	-2300	Short C	821829	-9829	Long UW	398850	-7529	Bullish	Bearish		1.94	47,699.20	
15:14:09	2102626	-248041	Short C	2266564	-452707	Long UW	163938	-204666	Bullish	Bearish		1.08	21,170.05	15:14:09	510219	87240		780987	-40842	Long UW	270768	-128082	Bullish	Bullish		1.53	47,719.30	
15:29:06	2102626	0		2266564	0		163938	0	Bullish	Bullish		1.08	21,203.45	15:29:06	510219	0		780987	0		270768	0	Bullish	Bullish		1.53	47,750.40	

Bank Nifty Component						Nifty Component					
Sr No	Name	LTP	Prev Cl	Change	Gainer	Sr No	Name	LTP	Prev Cl	Change	Gainer
1	HDFC Bank	1,650.45	1,630.90	19.55	11	1	RELIANCE	2463.55	2433.95	29.60	38
2	ICICI Bank	1,033.65	1,013.90	19.75	Looser	2	HDFCBANK	1650.45	1630.90	19.55	Looser
3	SBI	623.65	619.85	3.80	1	3	INFY	1506.00	1449.00	57.00	13
4	Kotak Mahindra Bank	1,853.85	1,826.20	27.65		4	ICICIBANK	1034.05	1013.90	20.15	
5	Axis Bank	1,120.45	1,114.85	5.60		5	TCS	3670.00	3593.55	76.45	
6	IndusInd Bank	1,551.70	1,506.90	44.80		6	KOTAKBANK	1853.95	1826.20	27.75	
7	Bank of Baroda Ltd	220.10	221.05	-0.95		7	HINDUNILVR	2518.95	2511.90	7.05	
8	AU Small Finance Bank	760.95	735.50	25.45		8	AXISBANK	1122.55	1114.85	7.70	
9	Federal Bank	153.00	152.35	0.65		9	LT	3436.00	3399.80	36.20	
10	IDFC First Bank	88.15	87.50	0.65		10	ITC	458.30	455.65	2.65	
11	Bandhan Bank	243.05	239.95	3.10		11	SBIN	623.65	619.85	3.80	
12	Punjab National Bank	89.90	88.75	1.15		12	BAJFINANCE	7470.55	7258.00	212.55	
						13	ASIANPAINT	3245.75	3243.65	2.10	
						14	BHARTIARTL	1008.00	999.90	8.10	
						15	HCLTECH	1413.50	1369.20	44.30	
						16	MARUTI	10370.65	10380.05	-9.40	
						17	TATASTEEL	132.00	131.40	0.60	
						18	WIPRO	434.00	419.65	14.35	
						19	ULTRACEMCO	9968.35	9739.15	229.20	
						20	M&M	1704.00	1666.15	37.85	
						21	BAJAJFINSV	1725.10	1684.55	40.55	
						22	SUNPHARMA	1234.00	1233.10	0.90	
						23	TITAN	3600.00	3602.35	-2.35	
						24	TECHM	1260.70	1216.10	44.60	
						25	DRREDDY	5579.00	5598.65	-19.65	
						26	JSWSTEEL	846.00	851.40	-5.40	
						27	NESTLEIND	24799.90	25044.40	-244.50	
						28	INDUSINDBK	1551.95	1506.90	45.05	
						29	TATAMOTORS	719.95	720.30	-0.35	
						30	POWERGRID	232.45	236.95	-4.50	
						31	GRASIM	2108.40	2083.95	24.45	
						32	HDFCLIFE	686.00	698.20	-12.20	
						33	DIVISLAB	3680.05	3656.00	24.05	
Common Stocks & its Weightage in Nifty50 & Bank Nifty											
	Sr no	Common Stocks	Nifty50	Bank Nifty							
	1	HDFCBANK	8.87	26.30							
	2	ICICIBANK	8.00	24.67							
	3	AXISBANK	2.29	12.18							
	4	SBIN	2.66	11.03							
	5	KOTAKBANK	3.91	10.63							
	6	INDUSINDBK	0.80	5.44							
			26.53	90.25							
Fin Nifty Component											
Sr No	Name	LTP	Prev Cl	Change	Gainer						
1	IEX	152.00	153.10	-1.10	16						
2	SBICARD	768.00	749.95	18.05	Looser						
3	ICICIGI	1,465.00	1,453.40	11.60	4						
4	LICHSGFIN	533.50	531.45	2.05							
5	BAJFINANCE	7,470.55	7,258.00	212.55							
6	SBILIFE	1,469.00	1,466.80	2.20							
7	AXISBANK	1,122.55	1,114.85	7.70							

8	BAJAJFINSV	1,725.10	1,684.55	40.55			34	NTPC	295.95	294.05	1.90
9	SBIN	623.65	619.85	3.80			35	HINDALCO	541.00	532.85	8.15
10	ICICIBANK	1,034.05	1,013.90	20.15			36	BAJAJ-AUTO	6342.00	6316.10	25.90
11	MUTHOOTFIN	1,487.00	1,467.10	19.90			37	ADANI PORTS	1073.00	1063.50	9.50
12	KOTAKBANK	1,853.95	1,826.20	27.75			38	CIPLA	1205.00	1216.50	-11.50
13	CHOLAFIN	1,229.75	1,180.60	49.15			39	TATA CONSUM	953.50	957.30	-3.80
14	HDFCBANK	1,650.45	1,630.90	19.55			40	SBILIFE	1469.00	1466.80	2.20
15	RECLTD	441.50	444.80	-3.30			41	BPCL	446.00	447.50	-1.50
16	HDFCLIFE	686.00	698.20	-12.20			42	UPL	598.80	599.35	-0.55
17	ICICIPRULI	533.00	542.40	-9.40			43	BRITANNIA	4954.25	4919.30	34.95
18	SHRIRAMFIN	2,124.95	1,995.30	129.65			44	ONGC	196.05	193.15	2.90
19	PFC	423.95	421.80	2.15			45	EICHERMOT	4080.00	4032.75	47.25
20	HDFCAMC	3,047.05	3,011.15	35.90			46	HEROMOTOCO	3887.00	3863.30	23.70
							47	ADANI ENT	2893.00	2875.05	17.95
							48	COALINDIA	348.00	345.20	2.80
							49	APOLLOHOSP	5530.00	5426.75	103.25
							50	LTIM	5930.00	5727.50	202.50

Sectors	Per % Change	Ranking			1 - IT		2 - Realty		3 - Oil & Gas		4 - Banking	
IT	41.99%	1	Rank	Stock Name	LTP	Stock Name	LTP	Stock Name	LTP	Stock Name	LTP	
Realty	31.28%	2	1	MPHASIS	2609.9 (184.25)	GODREJPROP	2055.4 (121.3)	CASTROLIND	148.6 (10.05)	AUBANK	760.95 (25.45)	
Oil & Gas	22.27%	3	2	COFORGE	6170 (339.55)	BRIGADE	854 (41.2)	ATGL	1054.95 (50.4)	INDUSINDBK	1551.95 (45.05)	
Banking	16.32%	4	3	PERSISTENT	6865.05 (343.35)	LODHA	946 (44.65)	OIL	321.6 (11.45)	ICICIBANK	1034.05 (20.15)	
Automobile	11.21%	5	4	INFY	1506 (57)	OBEROIRLTY	1492 (55)	GAIL	146 (4.95)	BANDHANBNK	243.95 (4)	
Metal	10.38%	6	5	TECHM	1260.7 (44.6)	DLF	698.15 (24.4)	ONGC	196.05 (2.9)	KOTAKBANK	1853.95 (27.75)	
Pharma	9.86%	7	6	LTIM	5930 (202.5)	SOBHA	1008 (33.8)	GUJGASLTD	442.3 (5.8)	PNB	89.9 (1.15)	
Consumer Durables	2.12%	8	7	WIPRO	434 (14.35)	PHOENIXLTD	2353.5 (71.55)	RELIANCE	2463.55 (29.6)	HDFCBANK	1650.45 (19.55)	
Media	0.24%	9	8	LTTS	5090.6 (166.65)	IBREALEST	87.15 (1.95)	PETRONET	212 (2.2)	IDFCFIRSTB	88.25 (0.75)	
FMCG	-0.98%	10	9	HCLTECH	1413.5 (44.3)	SUNTECK	476 (-0.95)	IGL	398.15 (2.5)	AXISBANK	1122.55 (7.7)	
Company Name	Sector	Symbol	O=H (Bearish)	O=L (Bullish)	LTP	Change	Per % Change	Prev Cl	Open	High	Low	
AU Small Finance Bank Ltd.	Banking	AUBANK			760.95	25.45	3.46%	735.5	740.5	761	737	
Axis Bank Ltd.	Banking	AXISBANK			1122.55	7.7	0.69%	1114.85	1132.4	1138.6	1117.9	
Bandhan Bank Ltd.	Banking	BANDHANBNK			243.95	4	1.67%	239.95	243	245.4	241.25	
Bank of Baroda	Banking	BANKBARODA			220.2	-0.85	-0.38%	221.05	224	224.4	219.6	
Federal Bank Ltd.	Banking	FEDERALBNK			153	0.65	0.43%	152.35	154.6	154.65	152.4	
HDFC Bank Ltd.	Banking	HDFCBANK			1650.45	19.55	1.20%	1630.9	1646	1658.95	1645	
ICICI Bank Ltd.	Banking	ICICIBANK			1034.05	20.15	1.99%	1013.9	1022.25	1040	1021.25	
IDFC First Bank Ltd.	Banking	IDFCFIRSTB			88.25	0.75	0.86%	87.5	88.15	88.9	87.9	
IndusInd Bank Ltd.	Banking	INDUSINDBK			1551.95	45.05	2.99%	1506.9	1523	1554.5	1515.6	
Kotak Mahindra Bank Ltd.	Banking	KOTAKBANK			1853.95	27.75	1.52%	1826.2	1844	1865.45	1832.45	
Punjab National Bank	Banking	PNB			89.9	1.15	1.30%	88.75	89.75	90.7	89.25	
State Bank of India	Banking	SBIN			623.65	3.8	0.61%	619.85	626	627.75	622.4	
Ashok Leyland Ltd.	Automobile	ASHOKLEY			175.75	1.5	0.86%	174.25	175	176.7	174.55	
Bajaj Auto Ltd.	Automobile	BAJAJ-AUTO			6342	25.9	0.41%	6316.1	6325	6360	6284.2	
Balkrishna Industries Ltd.	Automobile	BALKRISIND			2614	33.1	1.28%	2580.9	2597	2620.6	2577.05	
Bharat Forge Ltd.	Automobile	BHARATFORG			1200	6.15	0.52%	1193.85	1198.5	1206	1188.25	
Bosch Ltd.	Automobile	BOSCHLTD			22000	50.4	0.23%	21949.6	22000	22244	21850	
Eicher Motors Ltd.	Automobile	EICHERMOT			4080	47.25	1.17%	4032.75	4058	4100	4045	
Hero MotoCorp Ltd.	Automobile	HEROMOTOCO			3887	23.7	0.61%	3863.3	3878	3905.9	3838.5	
MRF Ltd.	Automobile	MRF			120500	714.75	0.60%	119785.25	119950	121000	119550.05	
Mahindra & Mahindra Ltd.	Automobile	M&M			1704	37.85	2.27%	1666.15	1676	1709.85	1671.05	
Maruti Suzuki India Ltd.	Automobile	MARUTI			10370.65	-9.4	-0.09%	10380.05	10440	10495	10312.3	
Samvardhana Motherson International Ltd.	Automobile	MOTHERSON			98.95	3.4	3.56%	95.55	96.85	99.05	95.8	
Sona BLW Precision Forgings Ltd.	Automobile	SONACOMS			558.2	2.25	0.40%	555.95	559.6	562.25	555.35	
TVS Motor Company Ltd.	Automobile	TVSMOTOR			2040	17.7	0.88%	2022.3	2026	2058.5	2006.1	
Tata Motors Ltd.	Automobile	TATAMOTORS			719.95	-0.35	-0.05%	720.3	724	724.7	718.6	
Tube Investments of India Ltd.	Automobile	TIINDIA			3709.4	-54.3	-1.44%	3763.7	3749.05	3756.95	3690.05	
Britannia Industries Ltd.	FMCG	BRITANNIA			4954.25	34.95	0.71%	4919.3	4932.2	4965	4897	
Colgate Palmolive (India) Ltd.	FMCG	COLPAL			2381.05	-10.1	-0.42%	2391.15	2425	2429	2366.2	
Dabur India Ltd.	FMCG	DABUR			547	-0.55	-0.10%	547.55	548.7	549.7	544.6	
Emami Ltd.	FMCG	EMAMILTD			504	0.35	0.07%	503.65	508	508.3	499.95	
Godrej Consumer Products Ltd.	FMCG	GODREJCP			1042.5	-3.5	-0.33%	1046	1050	1051.2	1040	
Hindustan Unilever Ltd.	FMCG	HINDUNILVR			2518.95	7.05	0.28%	2511.9	2521.35	2524.8	2501.2	
ITC Ltd.	FMCG	ITC			458.3	2.65	0.58%	455.65	460	461	449.45	

Marico Ltd.	FMCG	MARICO			536.5	-3.3	-0.61%	539.8	541.05	543.55	536.2
Nestle India Ltd.	FMCG	NESTLEIND	O=H		24799.9	-244.5	-0.98%	25044.4	25144	25144	24750.1
Procter & Gamble Hygiene & Health Care Lt	FMCG	PGHH		O=L	17142.1	-34.55	-0.20%	17176.65	17123	17409.95	17123
Radico Khaitan Ltd	FMCG	RADICO	O=H		1652.9	-41.45	-2.45%	1694.35	1715	1715	1630
Tata Consumer Products Ltd.	FMCG	TATACONSUM	O=H		953.5	-3.8	-0.40%	957.3	960.8	960.8	944.1
United Breweries Ltd.	FMCG	UBL			1717.25	7.25	0.42%	1710	1715	1726.25	1700
United Spirits Ltd.	FMCG	MCDOWELL-N			1089.7	17.1	1.59%	1072.6	1083.85	1089.9	1076.55
Varun Beverages Ltd.	FMCG	VBL			1102	9.25	0.85%	1092.75	1104	1114.5	1094.3
Coforge Ltd.	IT	COFORGE			6170	339.55	5.82%	5830.45	5890	6205.85	5888.05
HCL Technologies Ltd.	IT	HCLTECH			1413.5	44.3	3.24%	1369.2	1391	1419.25	1382
Infosys Ltd.	IT	INFY			1506	57	3.93%	1449	1463.4	1511	1461.35
L&T Technology Services Ltd.	IT	LTTS			5090.6	166.65	3.38%	4923.95	4999.95	5149.45	4982.2
LTIMindtree Ltd.	IT	LTIM			5930	202.5	3.54%	5727.5	5810.05	5965	5791.85
Mphasis Ltd.	IT	MPHASIS			2609.9	184.25	7.60%	2425.65	2461.1	2620	2460.25
Persistent Systems Ltd.	IT	PERSISTENT			6865.05	343.35	5.26%	6521.7	6596	6897.15	6581.7
Tata Consultancy Services Ltd.	IT	TCS			3670	76.45	2.13%	3593.55	3630	3678	3627.6
Tech Mahindra Ltd.	IT	TECHM			1260.7	44.6	3.67%	1216.1	1235	1269.8	1230.15
Wipro Ltd.	IT	WIPRO			434	14.35	3.42%	419.65	423.5	436	423.25
Dish TV India Ltd.	Media	DISHTV			21.2	0.05	0.24%	21.15	21.5	21.75	20.75
Hathway Cable & Datacom Ltd.	Media	HATHWAY			20.5	0.05	0.24%	20.45	20.65	20.8	20.3
Inox Leisure Ltd.	Media	INOXLEISUR	O=H	O=L	0	0	0.00%	0	0	0	0
Navneet Education Ltd.	Media	NAVNETEDUL			147.25	1.25	0.86%	146	147.5	152.4	145.8
Nazara Technologies Ltd.	Media	NAZARA			862	6.4	0.75%	855.6	865	877	855
Network18 Media & Investments Ltd.	Media	NETWORK18			86.35	-0.35	-0.40%	86.7	87.95	88.35	85
PVR Ltd.	Media	PVR	O=H	O=L	0	0	0.00%	0	0	0	0
Sun TV Network Ltd.	Media	SUNTV			690	5.9	0.86%	684.1	686.45	697.45	683.15
TV18 Broadcast Ltd.	Media	TV18BRDCST			50.4	0	0.00%	50.4	50.9	51.4	49.8
Zee Entertainment Enterprises Ltd.	Media	ZEEL			278	-6.55	-2.30%	284.55	286.95	288	259.1
APL Apollo Tubes Ltd.	Metal	APLAPOLLO			1629.95	19.7	1.22%	1610.25	1621.35	1638.95	1610
Adani Enterprises Ltd.	Metal	ADANIEN			2893	17.95	0.62%	2875.05	2900.95	2932.95	2887
Hindalco Industries Ltd.	Metal	HINDALCO			541	8.15	1.53%	532.85	540	545.95	537.25
Hindustan Copper Ltd.	Metal	HINDCOPPER		O=L	184.15	1.9	1.04%	182.25	183	187.35	183
Hindustan Zinc Ltd.	Metal	HINDZINC	O=H		319.75	-5.75	-1.77%	325.5	325.1	325.1	318
JSW Steel Ltd.	Metal	JSWSTEEL			846	-5.4	-0.63%	851.4	860	861.55	845.8
Jindal Stainless Ltd.	Metal	JSL			547.4	-11.9	-2.13%	559.3	564.95	567.2	545.5
Jindal Steel & Power Ltd.	Metal	JINDALSTEL			734.65	-11.9	-1.59%	746.55	759.9	767.9	732.05
MOIL Ltd.	Metal	MOIL	O=H		313.1	-0.4	-0.13%	313.5	319	319	312.25
National Aluminium Co. Ltd.	Metal	NATIONALUM			104.85	5.9	5.96%	98.95	100.5	105.15	99.5
Ratnamani Metals & Tubes Ltd.	Metal	RATNAMANI			3390	-49.15	-1.43%	3439.15	3456.25	3499.3	3352
Steel Authority of India Ltd.	Metal	SAIL		O=L	110.8	7.55	7.31%	103.25	105.1	112.25	105.1
Tata Steel Ltd.	Metal	TATASTEEL			132	0.6	0.46%	131.4	132.3	133.25	131.5
Vedanta Ltd.	Metal	VEDL			254.3	0.95	0.37%	253.35	255.8	258	248.8
Welspun Corp Ltd.	Metal	WELCORP			533.3	-2.5	-0.47%	535.8	540	541.25	531.8
Abbott India Ltd.	Pharma	ABBOTINDIA			22800	19.15	0.08%	22780.85	22870	22906.15	22502.05
Alkem Laboratories Ltd.	Pharma	ALKEM			4860.1	-25.25	-0.52%	4885.35	4900	4925	4848
Aurobindo Pharma Ltd.	Pharma	AUROPHARMA			1046	10.15	0.98%	1035.85	1038.25	1049.8	1029
Biocon Ltd.	Pharma	BIOCON	O=H		248.9	-0.4	-0.16%	249.3	251.65	251.65	246.9

Cipla Ltd.	Pharma	CIPLA		1205	-11.5	-0.95%	1216.5	1219.05	1222.55	1201.1
Divi's Laboratories Ltd.	Pharma	DIVISLAB		3680.05	24.05	0.66%	3656	3663.9	3703.95	3641
Dr. Reddy's Laboratories Ltd.	Pharma	DRREDDY		5579	-19.65	-0.35%	5598.65	5611.85	5626.6	5567.9
Gland Pharma Ltd.	Pharma	GLAND		1831.3	27.6	1.53%	1803.7	1811.95	1857.5	1796.25
Glaxosmithkline Pharmaceuticals Ltd.	Pharma	GLAXO		1752.3	19.35	1.12%	1732.95	1740.95	1770	1740.1
Glenmark Pharmaceuticals Ltd.	Pharma	GLENMARK		827.15	14.8	1.82%	812.35	813.15	831	812.1
Granules India Ltd.	Pharma	GRANULES		387.2	2.4	0.62%	384.8	387	390	383.95
Ipca Laboratories Ltd.	Pharma	IPCALAB		1102.25	2.8	0.25%	1099.45	1111	1111.2	1096.45
Laurus Labs Ltd.	Pharma	LAURUSLABS		386	4.65	1.22%	381.35	383.85	388.5	381.2
Lupin Ltd.	Pharma	LUPIN		1253.45	1.55	0.12%	1251.9	1252	1261.4	1242
NATCO Pharma Ltd.	Pharma	NATCOPHARM		765.3	6.5	0.86%	758.8	768	769.9	761.25
Pfizer Ltd.	Pharma	PFIZER		4166	68.4	1.67%	4097.6	4100	4175.45	4093.5
Sanofi India Ltd.	Pharma	SANOFI		8090	-88.4	-1.08%	8178.4	8220.3	8230	8057.15
Sun Pharmaceutical Industries Ltd.	Pharma	SUNPHARMA		1234	0.9	0.07%	1233.1	1239	1239.9	1224.25
Torrent Pharmaceuticals Ltd.	Pharma	TORNTPHARM		2107	27.9	1.34%	2079.1	2085	2110	2073.45
Zydus Lifesciences Ltd.	Pharma	ZYDUSLIFE		646	3.6	0.56%	642.4	647	650	640.95
Brigade Enterprises Ltd.	Realty	BRIGADE	O=L	854	41.2	5.07%	812.8	816.2	857.9	816.2
DLF Ltd.	Realty	DLF		698.15	24.4	3.62%	673.75	681.7	701.95	681.05
Godrej Properties Ltd.	Realty	GODREJPROP		2055.4	121.3	6.27%	1934.1	1953	2072	1948.9
Indiabulls Real Estate Ltd.	Realty	IBREALEST		87.15	1.95	2.29%	85.2	86.5	89.8	86.4
Macrotech Developers Ltd.	Realty	LODHA		946	44.65	4.95%	901.35	914	946.9	910.3
Oberoi Realty Ltd.	Realty	OBEROIRLTY		1492	55	3.83%	1437	1445	1494.95	1440.6
Phoenix Mills Ltd.	Realty	PHOENIXLTD		2353.5	71.55	3.14%	2281.95	2317.5	2387.95	2304.8
Prestige Estates Projects Ltd.	Realty	PRESTIGE		1152.55	-13.5	-1.16%	1166.05	1174.8	1231.3	1150.15
Sobha Ltd.	Realty	SOBHA		1008	33.8	3.47%	974.2	1005	1014.6	993.55
Sunteck Realty Ltd.	Realty	SUNTECK		476	-0.95	-0.20%	476.95	482	484.7	471.15
Amber Enterprises India Ltd.	Consumer Durat	AMBER		3138.45	75.7	2.47%	3062.75	3100	3175	3086.3
Bata India Ltd.	Consumer Durat	BATAINDIA		1651	17.8	1.09%	1633.2	1645	1664.6	1636
Blue Star Ltd.	Consumer Durat	BLUESTARCO		997.95	-6.35	-0.63%	1004.3	1005	1008.25	989
Crompton Greaves Consumer Electricals Ltd.	Consumer Durat	CROMPTON	O=H	292	-3.5	-1.18%	295.5	297.5	297.5	291.15
Dixon Technologies (India) Ltd.	Consumer Durat	DIXON		6310.05	19.4	0.31%	6290.65	6357.2	6465	6286.45
Havells India Ltd.	Consumer Durat	HAVELLS		1337	9.7	0.73%	1327.3	1336.85	1337.7	1327.35
Kajaria Ceramics Ltd.	Consumer Durat	KAJARIACER		1370	1.5	0.11%	1368.5	1375.35	1377.3	1359.95
Orient Electric Ltd.	Consumer Durat	ORIENTELEC	O=H	217.9	1	0.46%	216.9	219	219	216.5
Rajesh Exports Ltd.	Consumer Durat	RAJESHXPO	O=H	350	-1.8	-0.51%	351.8	355	355	349.5
Relaxo Footwears Ltd.	Consumer Durat	RELAXO		910	-11.3	-1.23%	921.3	921	922.45	909
TTK Prestige Ltd.	Consumer Durat	TTKPRESTIG		758.3	-1.55	-0.20%	759.85	759.9	764	757
Titan Company Ltd.	Consumer Durat	TITAN	O=H	3600	-2.35	-0.07%	3602.35	3647	3647	3584.35
V-Guard Industries Ltd.	Consumer Durat	VGUARD		294	0.2	0.07%	293.8	294.05	297	292.75
Voltas Ltd.	Consumer Durat	VOLTAS		853	0.6	0.07%	852.4	856	861.4	849.4
Whirlpool of India Ltd.	Consumer Durat	WHIRLPOOL		1339.9	8.4	0.63%	1331.5	1346.95	1365	1335
Adani Total Gas Ltd.	Oil & Gas	ATGL	O=L	1054.95	50.4	5.02%	1004.55	1005	1080	1005
Aegis Logistics Ltd.	Oil & Gas	AEGISCHEM		384.6	-10.1	-2.56%	394.7	395.45	396	384.3
Bharat Petroleum Corporation Ltd.	Oil & Gas	BPCL	O=H	446	-1.5	-0.34%	447.5	449.95	449.95	442.05
Castrol India Ltd.	Oil & Gas	CASTROLIND		148.6	10.05	7.25%	138.55	139.2	150.95	139.15
GAIL (India) Ltd.	Oil & Gas	GAIL		146	4.95	3.51%	141.05	142	147.4	141.65
Gujarat Gas Ltd.	Oil & Gas	GUJGASLTD		442.3	5.8	1.33%	436.5	439.9	442.55	435.5

Gujarat State Petronet Ltd.	Oil & Gas	GSPL			293.4	-3.35	-1.13%	296.75	298.75	299.15	292.6
Hindustan Petroleum Corporation Ltd.	Oil & Gas	HINDPETRO			376.7	1.7	0.45%	375	377.9	380	369.45
Indian Oil Corporation Ltd.	Oil & Gas	IOC	O=H		120.1	0.45	0.38%	119.65	120.5	120.5	119.35
Indraprastha Gas Ltd.	Oil & Gas	IGL			398.15	2.5	0.63%	395.65	398	399.55	395.75
Mahanagar Gas Ltd.	Oil & Gas	MGL			1176.8	3.1	0.26%	1173.7	1180.25	1184.85	1160.2
Oil & Natural Gas Corporation Ltd.	Oil & Gas	ONGC			196.05	2.9	1.50%	193.15	195.9	196.3	193.25
Oil India Ltd.	Oil & Gas	OIL			321.6	11.45	3.69%	310.15	314.25	327.95	312.35
Petronet LNG Ltd.	Oil & Gas	PETRONET			212	2.2	1.05%	209.8	211.35	213.6	209.55
Reliance Industries Ltd.	Oil & Gas	RELIANCE			2463.55	29.6	1.22%	2433.95	2454	2474.95	2442.65

Top 15 Bearish Stocks | Sell !!! Sell !! Sell!!

Symbol	Sector	O=H	Per %	LTP	OPEN	HIGH	LOW	for STBT sell after 3 pm			
CENTURYTEX	Forest Materials		-4.99%	1225 (-64.4)	1300.1	1310.8	1220.2				
NAM-INDIA	Financial Services		-3.67%	442.8 (-16.85)	459.65	461.5	440				
MAHSEAMLES	Capital Goods		-3.60%	943.8 (-35.2)	987.8	989.8	938				
MFSL (F&O)	Financial Services	O=H	-3.16%	1023.5 (-33.35)	1067.5	1067.5	1011				
CCL	FMCG		-2.71%	635 (-17.7)	652.9	660	634.25				
MANYAVAR	Consumer Services		-2.63%	1340 (-36.25)	1383	1385.05	1331.7				
AEGISCHEM	Oil Gas & Fuels		-2.56%	384.6 (-10.1)	395.45	396	384.3				
MSTCLTD	Services		-2.54%	500 (-13.05)	520.55	521.85	487.45				
LUXIND	Textiles		-2.50%	1298.05 (-33.3)	1337.9	1343.95	1298.05				
VIPIND	Consumer Durables		-2.47%	637 (-16.15)	665	667.8	636.5				
MAXHEALTH	Healthcare		-2.46%	705.1 (-17.8)	727.9	728	700.6				
RADICO	FMCG	O=H	-2.45%	1652.9 (-41.45)	1715	1715	1630				
ZEEL (F&O)	Media Ent & Publication		-2.30%	278 (-6.55)	286.95	288	259.1				
BLS	Consumer Services		-2.18%	307.5 (-6.85)	316.25	319.65	306				
SCHNEIDER	Capital Goods		-2.17%	428 (-9.5)	443.9	443.95	423.7				

Top 15 Bullish Stocks | Buy !!! Buy !!! Buy !!!

Symbol	Sector	O=L	Per %	LTP	OPEN	HIGH	LOW	for BTST buy after 3 pm			
SWANENERGY	Realty		8.77%	505.4 (40.75)	467.7	506	464.05				
SONATSOFTW	Information Tech	O=L	7.62%	778.65 (55.15)	732	804	732				
MPHASIS (F&O)	Information Technology		7.60%	2609.9 (184.25)	2461.1	2620	2460.25				
M&MFIN (F&O)	Financial Services		7.20%	291.25 (19.55)	273.7	291.8	273.1				
MASTEK	Information Technology		6.97%	2585 (168.35)	2440	2685	2434.95				
INDUSTOWER (F&O)	Telecommunication		6.89%	200.85 (12.95)	189.8	202.75	187.9				
CYIENT	Information Tech	O=L	6.63%	2115 (131.55)	2005	2180.9	2005				
SHRIRAMFIN (F&O)	Financial Services		6.50%	2124.95 (129.65)	2006	2130	2005.1				
GODREJPROP (F&O)	Realty		6.27%	2055.4 (121.3)	1953	2072	1948.9				
FUSION	Financial Services		6.05%	596.8 (34.05)	591	606.85	587.15				
TARSONS	Healthcare		6.01%	498.25 (28.25)	472	504	468.45				
PGEL	Consumer Durables		5.91%	2460 (137.25)	2334.75	2471.65	2330.05				
KFINTECH	Financial Services		5.91%	533.5 (29.75)	519	547	513.35				
KIRLOSBROS	Capital Goods	O=L	5.68%	948.3 (51)	892.55	949.7	892.55				
ADANIGREEN	Power	O=L	5.34%	1504 (76.3)	1435.95	1535	1435.95				

www.oideer.com

Tool Subscription Link:

<https://www.oideer.com/subscription-plan/>

1 Day Expiry Spacial Tool Link free to all (Activated only on Expiry Day):

<https://www.oideer.com/oidata-sheet/>

Daily Oi Report (PDF):

<https://www.oideer.com/pdf/>

Learning Videos:

<https://www.oideer.com/training-videos/>

FII-DII Data (Participant wise data):

<https://www.oideer.com/fii-dii-data/>