

07-Dec-2023 Participant Wise OI		08-Dec-2023 Participant Wise OI	
Contracts		Contracts	Change
FII Net Index Future OI	31549	FII Net Index Future OI	4503
DII Net Index Future OI	30195	DII Net Index Future OI	321
Pro Net Index Future OI	-13110	Pro Net Index Future OI	-7077
Retail Net Index Future OI	-48634	Retail Net Index Future OI	2253

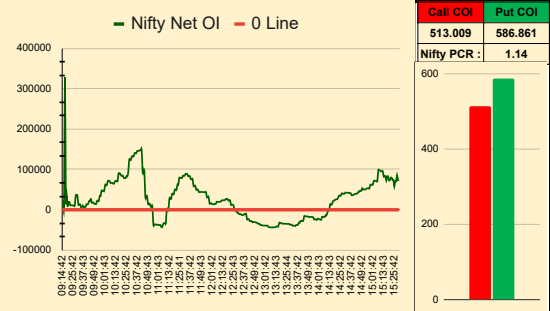


NIFTY50		India VIX 12.76	BANK NIFTY	
Current Expiry	2023-12-14		Current Expiry	2023-12-13
Nifty Prev. Cl	20,969.40		BN Prev. Cl	47,262.00
Nifty50 Open	20,965.30	-4.10	BN Open	47,233.30
Nifty50 High	21,026.10		BN High	47,588.00
Nifty50 Low	20,923.70		BN Low	47,186.60
Nifty50 Spot LTP	20,994.50	29.20	BN Spot LTP	47,284.25
Nifty50 VWAP Diff	-2.32	Bearish	BN VWAP Diff	-109.04
				Bearish
Nifty Expected Day High	21,105.30	79.20	BN Expected Day High	47,548.80
Nifty Expected Day Low	20,825.30	98.40	BN Expected Day Low	46,917.80
Max Call OI (Resistance)	21000	180,680	Max Call OI (Resistance)	47500
Max Put OI (Support)	20900	158,109	Max Put OI (Support)	47000
Nifty50 SRR is	Bearish	0.88	Bank Nifty SRR is	Bearish
				0.77
SRR Says 21000 Strike is Strong Resistance			SRR Says 47500 Strike is Strong Resistance	

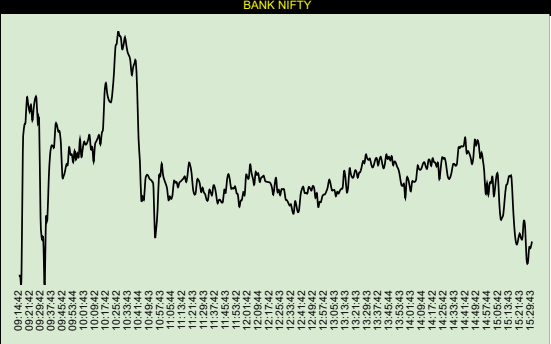
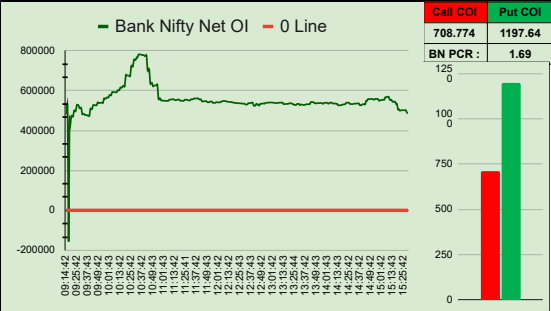
CALL COI	PCR	PUT COI	CALL COI	PCR	PUT COI
513009	1.14	586861	708774	1.69	1197640
Price Action	NET OI	VWAP Diff	Price Action	NET OI	VWAP Diff
Bullish	Bullish	-2.32	Bearish	Bullish	-109.04

Global Markets					
US	US	Canada	LONDON	JAPAN	CHINA
Dow Jones	Nasdaq	S&P/TSX	FTSE 100	Nikkei 225	Hang Seng
36,247.87	14,403.97	20,331.54	7,525.29	32,791.80	16,187.00
+130.49(0.36%)	+63.98(0.45%)	+53.03(0.26%)	-29.18(-0.39%)	+503.64(1.56%)	-137.5(-0.84%)


11-Dec-2023 15:32:32 OIDeer.com					
	Strike	Open Interest		Strike	Open Interest
Call Writer (OTM)	21150	61078	Call Writer (OTM)	47600	48509
Call Writer (OTM)	21100	102536	Call Writer (OTM)	47500	266957
Call Writer (OTM)	21050	56169	Call Writer (OTM)	47400	55405
Call Writer (ATM)	21000	180680	Call Writer (ATM)	47300	64627
Total	20,994.50	400463	Total	47,284.25	435498
Put Writer (ATM)	21000	121396	Put Writer (ATM)	47300	44801
Put Writer (OTM)	20950	67231	Put Writer (OTM)	47200	85921
Put Writer (OTM)	20900	158109	Put Writer (OTM)	47100	79580
Put Writer (OTM)	20850	54698	Put Writer (OTM)	47000	205053
Total	Total	401434	Total	415355	





Top 15 Bearish Stocks Sell !!! Sell !!! Sell !!!					
Symbol	Sector	O=H	LTP	OPEN	HIGH
INDPETRO	F&C Oil Gas & Fuels		360.25 (-17.25)	380	382.35
INFINHOME	F&C Financial Services		755 (-35.45)	792.1	804
CARYSIL	Consumer Durable		854.45 (-39.45)	876.05	897.7
KIRLOSMBROS	Capital Goods		922.5 (-41.55)	960.75	974.55
JUBLPHARMA	Healthcare		454.95 (-17.75)	475	477.5
VARROC	Automobile		521 (-16.6)	528	538.95
ALPATHLAB	F&C Healthcare		2564 (-74.55)	2602.2	2628.9
ZENSARTECH	Information Technol		518.65 (-14.45)	534	538.75
AMIORG	Healthcare		1081.95 (-29.95)	1112.5	1116.5
SPARC	Healthcare	O=H	273.25 (-7.15)	281.85	281.85
GMDCLTD	Metals & Mining		405.9 (-10.3)	417.85	423.6
PRUDENT	Financial Services		1227 (-29.95)	1256	1260.55
CHOLAHLDNG	Financial Services		1010 (-24.35)	1045	1047.15
BSE	Financial Services		2361 (-56.65)	2425.4	2458.8
USHAMART	Capital Goods		308.65 (-7.35)	315	319.95





Top 15 Bullish Stocks Buy !!! Buy !!! Buy !!!					
#	Symbol	Sector	O=L	LTP	OPEN
1	WOCKPHARMA	Healthcare	O=L	384 (48.15)	335.9
2	SHANTIGEAR	Capital Goods		565.55 (54.65)	515.35
3	PURVA	Realty		200.8 (18.35)	189.85
4	NRBBEARING	Automobile		307.5 (25.75)	291.3
5	MAYURUNIQ	Consumer Durable		579 (46.5)	533.8
6	INOXWIND	Capital Goods		394 (30.65)	363.35
7	CENTURYPLY	Consumer Durable		739.45 (52.6)	697.15
8	TITAGARH	Capital Goods		1068.95 (66.35)	1012.6
9	UJJIVAN	Financial Services		598.95 (35.85)	566
10	RADICO	FMCG		1661.75 (92.9)	1587.45
11	AFFLE	Information Technol		1193.65 (66.05)	1127
12	CARTRADE	Consumer Services		771 (40.25)	732.05
13	NAVA	Power	O=L	436.5 (22.65)	416.7
14	SCHNEIDER	Capital Goods		391.5 (20.15)	371.5
15	STAR	Healthcare	O=L	538.45 (26.2)	516.3


Nifty ATM		Current Expiry	Exp High	21,105.30	79.20	Not Break	Resistanc	21000	BN ATM	Monday		Exp High	47,548.80	-39.20	Breakout	Resistanc	47500
21000		2023-12-14	Exp Low	20,825.30	98.40	Not Break	Support	20900	47300			Exp Low	46,917.80	268.80	Not Break	Support	47000
Time	NET Oi	+▲-▼	Net Oi Signal	Price Action Signal	VWAP Diff	Strike	Nifty PCR	Nifty LTP	Time	NET Oi	+▲-▼	Net Oi Signal	Price Action Signal	VWAP Diff	Strike	BN PCR	BN LTP
09:14:42	20071	0	Bullish	Wait	54.65		1.2	20,965.30	09:14:42	485113	0	Bullish	Wait	349.55		290.62	47,233.30
09:15:26	20071	0	Bullish	Wait	54.65		1.2	20,965.30	09:15:26	485113	0	Bullish	Wait	349.55		290.62	47,233.30
09:15:43	20071	0	Bullish	Wait	54.65	Buy 20800 CE	1.2	20,965.30	09:15:43	485113	0	Bullish	Wait	349.55	Buy 46900 CE	290.62	47,233.30
09:16:44	328792	308721	Bullish	Wait	-19.97	Buy 21200 PE	4.28	20,975.90	09:16:44	-156157	-641270	Bearish	Wait	-7.35		0.76	47,403.60
09:17:42	34897	-293895	Bullish	Wait	-3.29		1.09	20,975.25	09:17:42	416808	572965	Bullish	Wait	26.42		1.65	47,436.30
09:18:42	34897	0	Bullish	Wait	-8.90		1.09	20,980.10	09:18:42	431748	14940	Bullish	Wait	4.43		1.67	47,442.95
09:19:43	9363	-25534	Bullish	Wait	6.69		1.02	20,989.75	09:19:43	471134	39386	Bullish	Wait	22.12		1.71	47,475.65
09:20:41	18903	9540	Bullish	Wait	11.29	Buy 20800 CE	1.04	20,993.75	09:20:41	471134	0	Bullish	Wait	16.78		1.71	47,465.75
09:21:42	18903	0	Bullish	Wait	11.37		1.04	20,992.35	09:21:42	471134	0	Bullish	Wait	-3.48		1.71	47,456.35
09:22:44	11161	-7742	Bullish	Wait	-2.32		1.02	20,984.20	09:22:44	498642	27508	Bullish	Wait	0.71		1.73	47,465.80
09:23:43	11161	0	Bullish	Wait	-1.09		1.02	20,985.50	09:23:43	498642	0	Bullish	Wait	-13.50		1.73	47,444.60
09:24:42	11161	0	Bullish	Wait	9.11		1.02	21,001.00	09:24:42	498642	0	Bullish	Wait	8.67		1.73	47,461.40
09:25:42	10611	-550	Bullish	Wait	21.38		1.02	21,009.25	09:25:42	526588	27946	Bullish	Wait	18.57		1.75	47,474.10
09:26:43	10611	0	Bullish	Bullish	25.08		1.02	21,009.25	09:26:43	526588	0	Bullish	Bullish	23.87		1.75	47,474.10
09:27:42	10611	0	Bullish	Bullish	13.38		1.02	21,011.85	09:27:42	526588	0	Bullish	Bullish	-26.20	Buy 47700 PE	1.75	47,440.65
09:28:42	34553	23942	Bullish	Bullish	-12.89	Buy 21200 PE	1.07	21,011.85	09:28:42	511997	-14591	Bullish	Bullish	-82.33		1.71	47,440.65
09:29:42	34553	0	Bullish	Bearish	-22.27		1.07	20,971.05	09:29:42	511997	0	Bullish	Bearish	-110.67		1.71	47,312.70
09:30:43	35502	949	Bullish	Bullish	-16.57		1.07	20,979.90	09:30:43	511997	0	Bullish	Bearish	-115.06		1.71	47,283.00
09:31:42	13314	-22188	Bullish	Bearish	-19.33		1.02	20,979.90	09:31:42	483426	-28571	Bullish	Bearish	-140.79		1.64	47,283.00
09:32:43	13314	0	Bullish	Bearish	-24.09		1.02	20,973.15	09:32:43	483426	0	Bullish	Bearish	-166.95		1.64	47,220.75
09:33:42	13314	0	Bullish	Bearish	-13.75		1.02	20,985.15	09:33:42	483426	0	Bullish	Bearish	-104.81		1.64	47,309.85
09:34:42	6440	-6874	Bullish	Bearish	-8.72		1.01	20,985.15	09:34:42	477572	-5854	Bullish	Bearish	-67.21		1.63	47,309.85
09:35:43	6440	0	Bullish	Bullish	-4.08		1.01	20,992.95	09:35:43	477572	0	Bullish	Bearish	-38.39		1.63	47,363.50
09:36:42	10598	4158	Bullish	Bullish	-0.09		1.02	21,000.40	09:36:42	477572	0	Bullish	Bearish	5.71		1.63	47,397.25
09:37:43	6774	-3824	Bullish	Bearish	3.82		1.01	20,999.95	09:37:43	474429	-3143	Bullish	Bearish	0.53		1.63	47,409.75
09:38:42	6774	0	Bullish	Bearish	0.81		1.01	20,999.95	09:38:42	474429	0	Bullish	Bearish	-10.69		1.63	47,409.75
09:39:43	6774	0	Bullish	Bearish	10.93	Buy 20800 CE	1.01	21,005.15	09:39:43	474429	0	Bullish	Bearish	17.35	Buy 47100 CE	1.63	47,409.10
09:40:42	13195	6421	Bullish	Bearish	8.41		1.02	21,008.00	09:40:42	508097	33668	Bullish	Bearish	16.95		1.68	47,438.40
09:41:44	13195	0	Bullish	Bearish	13.87		1.02	21,008.00	09:41:44	508097	0	Bullish	Bearish	35.28		1.68	47,438.40
09:42:43	14530	1335	Bullish	Bullish	-1.15		1.03	20,997.35	09:42:43	508097	0	Bullish	Bullish	3.04		1.68	47,429.55
09:43:44	21417	6887	Bullish	Bullish	0.78		1.04	20,997.35	09:43:44	526645	18548	Bullish	Bullish	20.92		1.7	47,429.55
09:44:42	21417	0	Bullish	Bullish	0.43		1.04	20,988.00	09:44:42	526645	0	Bullish	Bullish	11.15		1.7	47,411.75
09:45:42	26802	5385	Bullish	Bullish	-4.10		1.05	20,979.30	09:45:42	526645	0	Bullish	Bullish	-20.05	Buy 47700 PE	1.7	47,368.90
09:46:43	17795	-9007	Bullish	Bearish	-10.08	Buy 21200 PE	1.03	20,979.30	09:46:43	526699	54	Bullish	Bullish	-36.14		1.69	47,368.90
09:47:42	17795	0	Bullish	Bearish	-11.91		1.03	20,976.85	09:47:42	526699	0	Bullish	Bullish	-26.95		1.69	47,375.35
09:48:42	17795	0	Bullish	Bearish	-12.78		1.03	20,979.55	09:48:42	540694	13995	Bullish	Bullish	-21.59		1.71	47,384.50


Nifty ATM		Current Expiry	Exp High : 21,105.30	79.20	Not Break	Resistanc	21000	BN ATM	Monday		Exp High : 47,548.80	-39.20	Breakout	Resistanc	47500		
21000		2023-12-14	Exp Low : 20,825.30	98.40	Not Break	Support	20900	47300			Exp Low : 46,917.80	268.80	Not Break	Support	47000		
Time	NET Oi	+▲-▼	Net Oi Signal	Price Action Signal	VWAP Diff	Strike	Nifty PCR	Nifty LTP	Time	NET Oi	+▲-▼	Net Oi Signal	Price Action Signal	VWAP Diff	Strike	BN PCR	BN LTP
09:49:42	14567	-3228	Bullish	Bearish	-4.67		1.02	20,979.55	09:49:42	538274	-2420	Bullish	Bearish	-7.34		1.7	47,384.50
09:50:42	14567	0	Bullish	Bearish	-6.28		1.02	20,993.05	09:50:42	538274	0	Bullish	Bearish	1.35		1.7	47,407.85
09:51:43	14567	0	Bullish	Bearish	4.24		1.02	20,995.55	09:51:43	538274	0	Bullish	Bearish	-2.31		1.7	47,398.00
09:52:43	22242	7675	Bullish	Bearish	6.48		1.04	20,995.55	09:52:43	539253	979	Bullish	Bearish	7.51		1.7	47,398.00
09:53:44	22242	0	Bullish	Bearish	6.11		1.04	20,998.40	09:53:44	539253	0	Bullish	Bearish	-9.20		1.7	47,387.45
09:54:43	22242	0	Bullish	Bearish	6.06		1.04	20,995.25	09:54:43	539253	0	Bullish	Bearish	10.08		1.7	47,403.05
09:55:42	34471	12229	Bullish	Bearish	1.53		1.06	20,995.35	09:55:42	559590	20337	Bullish	Bearish	-9.35		1.73	47,391.20
09:56:43	34471	0	Bullish	Bullish	7.14		1.06	21,000.80	09:56:43	559590	0	Bullish	Bearish	3.60		1.73	47,400.00
09:57:42	46900	12429	Bullish	Bullish	9.96		1.08	20,999.40	09:57:42	559590	0	Bullish	Bearish	2.97		1.73	47,394.60
09:58:44	46977	77	Bullish	Bullish	11.12	Buy 20800 CE	1.08	20,999.50	09:58:44	565312	5722	Bullish	Bullish	21.35	Buy 47100 CE	1.73	47,418.90
09:59:42	46977	0	Bullish	Bullish	3.08		1.08	20,995.65	09:59:42	565353	41	Bullish	Bullish	3.16		1.73	47,394.90
10:00:43	46977	0	Bullish	Bullish	9.18		1.08	20,999.10	10:00:43	565353	0	Bullish	Bullish	11.40		1.73	47,405.85
10:01:43	61303	14326	Bullish	Bullish	15.24		1.1	21,003.75	10:01:43	576913	11560	Bullish	Bullish	44.96		1.75	47,415.50
10:02:42	61303	0	Bullish	Bullish	11.80		1.1	21,001.80	10:02:42	576913	0	Bullish	Bullish	24.77		1.75	47,411.60
10:03:43	61303	0	Bullish	Bullish	11.43		1.1	21,000.85	10:03:43	576913	0	Bullish	Bullish	22.73		1.75	47,413.05
10:04:42	71039	9736	Bullish	Bullish	7.64		1.12	20,997.75	10:04:42	592123	15210	Bullish	Bullish	26.69		1.77	47,418.45
10:05:45	71039	0	Bullish	Bullish	8.41		1.12	20,998.65	10:05:45	592123	0	Bullish	Bullish	38.81		1.77	47,424.55
10:06:43	71039	0	Bullish	Bearish	3.88		1.12	20,992.35	10:06:43	592123	0	Bullish	Bullish	19.70		1.77	47,405.30
10:07:42	66469	-4570	Bullish	Bullish	3.10		1.11	20,996.30	10:07:42	591592	-531	Bullish	Bullish	12.27		1.77	47,408.20
10:08:42	66469	0	Bullish	Bearish	-2.15		1.11	20,989.00	10:08:42	591584	-8	Bullish	Bearish	-6.29		1.77	47,388.45
10:09:42	66469	0	Bullish	Bearish	3.26		1.11	20,996.50	10:09:42	591584	0	Bullish	Bullish	0.64		1.77	47,411.10
10:10:42	64843	-1626	Bullish	Bullish	10.37		1.11	21,001.40	10:10:42	601480	9896	Bullish	Bullish	29.97		1.79	47,416.20
10:11:43	64843	0	Bullish	Bullish	11.31		1.11	21,002.45	10:11:43	601480	0	Bullish	Bullish	29.26		1.79	47,420.35
10:12:42	70635	5792	Bullish	Bullish	14.15		1.12	21,003.10	10:12:42	601480	0	Bullish	Bullish	44.50		1.79	47,424.30
10:13:42	71330	695	Bullish	Bullish	11.52		1.12	21,001.65	10:13:42	615120	13640	Bullish	Bullish	33.32		1.81	47,411.90
10:14:42	71330	0	Bullish	Bearish	14.76		1.12	21,003.70	10:14:42	615120	0	Bullish	Bullish	43.36		1.81	47,427.05
10:15:42	71330	0	Bullish	Bullish	15.67		1.12	21,005.25	10:15:42	615120	0	Bullish	Bullish	44.05		1.81	47,435.60
10:16:42	89469	18139	Bullish	Bullish	23.15		1.15	21,008.20	10:16:42	623858	8738	Bullish	Bullish	91.95		1.82	47,480.90
10:17:42	89469	0	Bullish	Bullish	17.23		1.15	21,007.55	10:17:42	623858	0	Bullish	Bullish	119.03		1.82	47,495.65
10:18:42	89469	0	Bullish	Bullish	12.91		1.15	21,002.30	10:18:42	623858	0	Bullish	Bullish	94.25		1.82	47,481.15
10:19:42	84331	-5138	Bullish	Bullish	8.49		1.14	21,001.70	10:19:42	675720	51862	Bullish	Bullish	64.41		1.94	47,473.30
10:20:40	84331	0	Bullish	Bullish	9.52		1.14	20,998.60	10:20:40	675784	64	Bullish	Bullish	78.77		1.94	47,469.90
10:21:43	84331	0	Bullish	Bullish	6.09		1.14	20,999.65	10:21:43	675784	0	Bullish	Bullish	67.17		1.94	47,470.80
10:22:42	78556	-5775	Bullish	Bullish	12.20		1.13	21,006.20	10:22:42	674660	-1124	Bullish	Bullish	101.01		1.94	47,486.75
10:23:43	78556	0	Bullish	Bullish	15.23		1.13	21,008.55	10:23:43	674715	55	Bullish	Bullish	133.97		1.94	47,511.05
10:24:43	78556	0	Bullish	Bullish	21.65		1.13	21,014.65	10:24:43	674715	0	Bullish	Bullish	158.47		1.94	47,544.10


Nifty ATM		Current Expiry	Exp High : 21,105.30	79.20	Not Break	Resistanc	21000	BN ATM	Monday		Exp High : 47,548.80	-39.20	Breakout	Resistanc	47500		
21000		2023-12-14	Exp Low : 20,825.30	98.40	Not Break	Support	20900	47300			Exp Low : 46,917.80	268.80	Not Break	Support	47000		
Time	NET Oi	+▲-▼	Net Oi Signal	Price Action Signal	VWAP Diff	Strike	Nifty PCR	Nifty LTP	Time	NET Oi	+▲-▼	Net Oi Signal	Price Action Signal	VWAP Diff	Strike	BN PCR	BN LTP
10:25:42	83349	4793	Bullish	Bullish	26.02		1.14	21,017.45	10:25:42	721638	46923	Bullish	Bullish	174.19		2.05	47,549.80
10:26:42	83349	0	Bullish	Bullish	38.50		1.14	21,022.70	10:26:42	721638	0	Bullish	Bullish	191.58		2.05	47,566.05
10:27:42	94559	11210	Bullish	Bullish	29.39		1.16	21,017.65	10:27:42	721638	0	Bullish	Bullish	175.93		2.05	47,560.10
10:28:44	123666	29107	Bullish	Bullish	27.49		1.22	21,018.70	10:28:44	754013	32375	Bullish	Bullish	174.17		2.13	47,557.75
10:29:43	123666	0	Bullish	Bullish	25.83		1.22	21,016.55	10:29:43	754013	0	Bullish	Bullish	162.21		2.13	47,541.80
10:30:42	123666	0	Bullish	Bullish	26.32		1.22	21,019.85	10:30:42	754013	0	Bullish	Bullish	154.54		2.13	47,548.05
10:31:45	132385	8719	Bullish	Bullish	29.02		1.23	21,018.90	10:31:45	766001	11988	Bullish	Bullish	171.85		2.14	47,558.30
10:32:42	132385	0	Bullish	Bullish	21.69		1.23	21,018.35	10:32:42	766001	0	Bullish	Bullish	146.10		2.14	47,547.75
10:33:43	132385	0	Bullish	Bullish	28.59		1.23	21,018.00	10:33:43	780211	14210	Bullish	Bullish	153.41		2.16	47,537.30
10:34:44	140138	7753	Bullish	Bullish	33.36		1.24	21,020.70	10:34:44	780757	546	Bullish	Bullish	157.39		2.16	47,533.05
10:35:42	140138	0	Bullish	Bullish	24.87		1.24	21,018.35	10:35:42	780770	13	Bullish	Bullish	149.73		2.16	47,525.90
10:36:42	140138	0	Bullish	Bullish	23.89		1.24	21,014.95	10:36:42	780770	0	Bullish	Bearish	128.55		2.16	47,506.55
10:37:42	145751	5613	Bullish	Bearish	23.71		1.25	21,014.30	10:37:42	777736	-3034	Bullish	Bearish	132.63		2.15	47,516.70
10:38:44	145750	-1	Bullish	Bearish	21.39		1.25	21,014.60	10:38:44	777736	0	Bullish	Bearish	114.18		2.15	47,522.50
10:39:43	145750	0	Bullish	Bearish	26.79		1.25	21,011.90	10:39:43	777736	0	Bullish	Bearish	131.78		2.15	47,524.55
10:40:43	147583	1833	Bullish	Bearish	11.93		1.25	20,999.15	10:40:43	773117	-4619	Bullish	Bearish	113.04		2.13	47,485.55
10:41:44	147583	0	Bullish	Bearish	-3.99		1.25	20,976.25	10:41:44	773117	0	Bullish	Bearish	6.12		2.13	47,419.70
10:42:42	147583	0	Bullish	Bearish	-25.86	Buy 21200 PE	1.25	20,964.95	10:42:42	773117	0	Bullish	Bearish	-37.63	Buy 47700 PE	2.13	47,388.60
10:43:43	94553	-53030	Bullish	Bearish	-31.97		1.16	20,962.70	10:43:43	703770	-69347	Bullish	Bearish	-66.17		2.03	47,337.05
10:44:43	94553	0	Bullish	Bearish	-32.50		1.16	20,962.90	10:44:43	703770	0	Bullish	Bearish	-88.85		2.03	47,340.65
10:45:42	94553	0	Bullish	Bearish	-32.62		1.16	20,962.30	10:45:42	703770	0	Bullish	Bearish	-88.22		2.03	47,337.20
10:46:43	33555	-60998	Bullish	Bearish	-24.63		1.05	20,970.95	10:46:43	638016	-65754	Bullish	Bearish	-70.56		1.9	47,363.55
10:47:43	33555	0	Bullish	Bearish	-20.90		1.05	20,973.80	10:47:43	638016	0	Bullish	Bearish	-50.26		1.9	47,370.00
10:48:44	33555	0	Bullish	Bearish	-21.60		1.05	20,975.40	10:48:44	638016	0	Bullish	Bearish	-70.17		1.9	47,369.35
10:49:43	14896	-18659	Bullish	Bearish	-18.03		1.02	20,973.65	10:49:43	621784	-16232	Bullish	Bearish	-41.35		1.86	47,365.15
10:50:42	14896	0	Bullish	Bearish	-17.93		1.02	20,971.35	10:50:42	625173	3389	Bullish	Bearish	-52.61		1.86	47,363.55
10:51:43	14896	0	Bullish	Bearish	-15.65		1.02	20,973.65	10:51:43	625173	0	Bullish	Bearish	-60.48		1.86	47,361.10
10:52:43	7678	-7218	Bullish	Bearish	-16.06		1.01	20,962.90	10:52:43	626084	911	Bullish	Bearish	-51.74		1.86	47,351.90
10:53:42	7678	0	Bullish	Bearish	-39.87		1.01	20,955.00	10:53:42	626084	0	Bullish	Bearish	-138.20		1.86	47,288.05
10:54:42	7678	0	Bullish	Bearish	-38.64		1.01	20,953.75	10:54:42	626084	0	Bullish	Bearish	-123.80		1.86	47,297.80
10:55:42	-36234	-43912	Bearish	Bearish	-39.93		0.95	20,958.60	10:55:42	560828	-65256	Bullish	Bearish	-110.52		1.76	47,323.80
10:56:43	-36234	0	Bearish	Bullish	-15.83		0.95	20,968.65	10:56:43	560828	0	Bullish	Bullish	-49.54		1.76	47,368.05
10:57:43	-36234	0	Bearish	Bullish	-20.15		0.95	20,971.95	10:57:43	560828	0	Bullish	Bullish	-39.21		1.76	47,368.45
10:58:42	-36852	-618	Bearish	Bullish	-4.05		0.95	20,983.30	10:58:42	550409	-10419	Bullish	Bullish	-15.56		1.74	47,385.55
10:59:42	-36852	0	Bearish	Bullish	-8.12		0.95	20,981.25	10:59:42	550409	0	Bullish	Bullish	-23.89		1.74	47,370.40
11:00:42	-36852	0	Bearish	Bullish	-12.89		0.95	20,978.00	11:00:42	550409	0	Bullish	Bearish	-50.64		1.74	47,363.15


Nifty ATM		Current Expiry	Exp High :	21,105.30	79.20	Not Break	Resistanc	21000	BN ATM	Monday		Exp High :	47,548.80	-39.20	Breakout	Resistanc	47500
21000		2023-12-14	Exp Low :	20,825.30	98.40	Not Break	Support	20900	47300			Exp Low :	46,917.80	268.80	Not Break	Support	47000
Time	NET Oi	+▲-▼	Net Oi Signal	Price Action Signal	VWAP Diff	Strike	Nifty PCR	Nifty LTP	Time	NET Oi	+▲-▼	Net Oi Signal	Price Action Signal	VWAP Diff	Strike	BN PCR	BN LTP
11:01:43	-37930	-1078	Bearish	Bullish	-11.11		0.94	20,985.00	11:01:43	548868	-1541	Bullish	Bearish	-56.79		1.73	47,358.00
11:02:40	-37930	0	Bearish	Bullish	-2.39		0.94	20,985.85	11:02:40	548868	0	Bullish	Bearish	-62.54		1.73	47,351.30
11:03:43	-37930	0	Bearish	Bullish	-11.71		0.94	20,977.50	11:03:43	548868	0	Bullish	Bearish	-79.23		1.73	47,335.90
11:04:42	-42806	-4876	Bearish	Bullish	-13.98		0.94	20,983.50	11:04:42	548550	-318	Bullish	Bearish	-87.80		1.72	47,341.05
11:05:44	-42806	0	Bearish	Bullish	-6.61		0.94	20,984.75	11:05:44	548550	0	Bullish	Bearish	-66.36		1.72	47,337.60
11:06:44	-35253	7553	Bearish	Bullish	-3.38		0.95	20,987.35	11:06:44	548550	0	Bullish	Bullish	-60.25		1.72	47,343.65
11:07:43	-33058	2195	Bearish	Bullish	8.28		0.95	20,995.30	11:07:43	554807	6257	Bullish	Bullish	-51.08		1.73	47,361.80
11:08:43	-33058	0	Bearish	Bullish	16.70	Buy 20800 CE	0.95	20,995.80	11:08:43	554807	0	Bullish	Bullish	-28.33		1.73	47,359.75
11:09:42	-33058	0	Bearish	Bullish	12.38		0.95	20,998.75	11:09:42	554807	0	Bullish	Bearish	-43.78		1.73	47,360.35
11:10:43	-12	33046	Bearish	Bullish	14.40		1	21,000.70	11:10:43	556394	1587	Bullish	Bearish	-52.00		1.73	47,353.45
11:11:43	-12	0	Bearish	Bullish	18.18		1	21,001.40	11:11:43	556407	13	Bullish	Bearish	-46.90		1.73	47,359.80
11:12:42	-12	0	Bearish	Bullish	16.13		1	21,002.20	11:12:42	556407	0	Bullish	Bearish	-56.81		1.73	47,361.50
11:13:42	27554	27566	Bullish	Bullish	22.18		1.04	21,006.35	11:13:42	552272	-4135	Bullish	Bullish	-46.78		1.71	47,363.50
11:14:43	27554	0	Bullish	Bullish	22.84		1.04	21,005.55	11:14:43	552397	125	Bullish	Bullish	-33.69		1.72	47,365.50
11:15:42	27554	0	Bullish	Bullish	22.84		1.04	21,006.60	11:15:42	552397	0	Bullish	Bullish	-33.69		1.72	47,368.10
11:16:45	39059	11505	Bullish	Bullish	21.86		1.06	21,005.45	11:16:45	554868	2471	Bullish	Bullish	-25.69		1.71	47,360.70
11:17:43	39059	0	Bullish	Bullish	15.73		1.06	21,008.15	11:17:43	554868	0	Bullish	Bullish	-34.90		1.71	47,370.30
11:18:44	39059	0	Bullish	Bullish	23.41		1.06	21,010.45	11:18:44	554868	0	Bullish	Bullish	-13.61		1.71	47,386.55
11:19:42	49576	10517	Bullish	Bullish	21.81		1.08	21,009.40	11:19:42	549263	-5605	Bullish	Bullish	-17.49		1.71	47,382.95
11:20:43	49576	0	Bullish	Bullish	19.54		1.08	21,005.10	11:20:43	549266	3	Bullish	Bullish	-13.61		1.71	47,371.90
11:21:43	49576	0	Bullish	Bullish	17.36		1.08	21,003.60	11:21:43	549266	0	Bullish	Bearish	-30.32		1.71	47,351.60
11:22:42	62112	12536	Bullish	Bullish	9.79		1.1	21,001.25	11:22:42	548609	-657	Bullish	Bearish	-61.05		1.71	47,344.05
11:23:43	62112	0	Bullish	Bearish	12.46		1.1	20,999.85	11:23:43	548609	0	Bullish	Bearish	-58.24		1.71	47,346.10
11:25:02	78698	16586	Bullish	Bullish	20.51		1.13	21,004.20	11:25:02	554099	5490	Bullish	Bullish	-34.82		1.71	47,363.35
11:25:41	78698	0	Bullish	Bullish	20.51		1.13	21,004.20	11:25:41	554099	0	Bullish	Bullish	-34.82		1.71	47,363.35
11:26:42	78698	0	Bullish	Bearish	19.38		1.13	20,999.75	11:26:42	554099	0	Bullish	Bearish	-19.94		1.71	47,358.40
11:27:43	78698	0	Bullish	Bearish	10.46		1.13	20,996.40	11:27:43	554099	0	Bullish	Bearish	-45.83		1.71	47,347.00
11:28:42	84206	5508	Bullish	Bearish	13.53		1.14	20,996.40	11:28:42	550865	-3234	Bullish	Bearish	-35.11		1.7	47,352.90
11:29:43	84206	0	Bullish	Bearish	13.26		1.14	20,997.45	11:29:43	550983	118	Bullish	Bearish	-40.08		1.7	47,346.50
11:30:42	84206	0	Bullish	Bearish	11.20		1.14	20,994.00	11:30:42	550983	0	Bullish	Bearish	-40.17		1.7	47,343.65
11:31:43	88621	4415	Bullish	Bearish	9.24		1.14	20,989.75	11:31:43	556318	5335	Bullish	Bearish	-39.48		1.71	47,336.45
11:32:42	88621	0	Bullish	Bearish	3.93		1.14	20,989.85	11:32:42	556318	0	Bullish	Bearish	-56.45		1.71	47,336.30
11:33:42	88621	0	Bullish	Bearish	13.16		1.14	20,992.35	11:33:42	556318	0	Bullish	Bearish	-29.80		1.71	47,349.80
11:34:43	83224	-5397	Bullish	Bearish	13.11		1.13	20,993.75	11:34:43	560049	3731	Bullish	Bearish	-29.77		1.72	47,346.65
11:35:43	83224	0	Bullish	Bearish	10.23		1.13	20,995.15	11:35:43	560138	89	Bullish	Bearish	-26.77		1.72	47,342.75
11:36:42	83224	0	Bullish	Bearish	10.23		1.13	20,997.55	11:36:42	560138	0	Bullish	Bullish	-26.77		1.72	47,355.70


Nifty ATM		Current Expiry	Exp High : 21,105.30	79.20	Not Break	Resistanc	21000	BN ATM	Monday		Exp High : 47,548.80	-39.20	Breakout	Resistanc	47500		
21000		2023-12-14	Exp Low : 20,825.30	98.40	Not Break	Support	20900	47300			Exp Low : 46,917.80	268.80	Not Break	Support	47000		
Time	NET Oi	+▲-▼	Net Oi Signal	Price Action Signal	VWAP Diff	Strike	Nifty PCR	Nifty LTP	Time	NET Oi	+▲-▼	Net Oi Signal	Price Action Signal	VWAP Diff	Strike	BN PCR	BN LTP
11:37:42	75930	-7294	Bullish	Bearish	11.01		1.12	20,995.80	11:37:42	560854	716	Bullish	Bearish	-23.07		1.72	47,353.45
11:38:42	75919	-11	Bullish	Bearish	5.16		1.12	20,989.45	11:38:42	560897	43	Bullish	Bearish	-42.09		1.72	47,343.60
11:39:42	75919	0	Bullish	Bearish	-6.58		1.12	20,985.55	11:39:42	560897	0	Bullish	Bearish	-59.32		1.72	47,331.85
11:40:42	59256	-16663	Bullish	Bearish	-4.36		1.09	20,987.70	11:40:42	555831	-5066	Bullish	Bearish	-54.30		1.71	47,336.15
11:41:43	59256	0	Bullish	Bearish	-9.46		1.09	20,987.70	11:41:43	555831	0	Bullish	Bearish	-84.36		1.71	47,336.15
11:42:42	59256	0	Bullish	Bearish	-5.94		1.09	20,987.75	11:42:42	555831	0	Bullish	Bearish	-81.35		1.71	47,332.85
11:43:42	49994	-9262	Bullish	Bearish	-1.91		1.08	20,992.25	11:43:42	545878	-9953	Bullish	Bearish	-64.75		1.69	47,334.40
11:44:46	49994	0	Bullish	Bullish	0.48		1.08	20,996.10	11:44:46	545851	-27	Bullish	Bullish	-54.80		1.69	47,350.10
11:45:43	49994	0	Bullish	Bullish	0.48		1.08	20,994.55	11:45:43	545851	0	Bullish	Bullish	-54.80		1.69	47,346.00
11:46:42	44105	-5889	Bullish	Bullish	7.68		1.07	20,999.15	11:46:42	546973	1122	Bullish	Bullish	-35.10		1.69	47,363.50
11:47:44	44105	0	Bullish	Bullish	10.37		1.07	21,000.15	11:47:44	546981	8	Bullish	Bullish	-18.19		1.69	47,371.35
11:48:42	44105	0	Bullish	Bearish	4.66		1.07	20,994.80	11:48:42	546981	0	Bullish	Bullish	-28.01		1.69	47,364.50
11:49:43	43973	-132	Bullish	Bearish	4.66		1.07	20,991.00	11:49:43	541641	-5340	Bullish	Bearish	-28.01		1.68	47,352.00
11:50:43	43990	17	Bullish	Bearish	-4.24		1.07	20,992.40	11:50:43	541641	0	Bullish	Bearish	-47.96		1.68	47,352.35
11:51:43	43990	0	Bullish	Bullish	-3.33		1.07	20,991.20	11:51:43	541641	0	Bullish	Bullish	-50.49		1.68	47,351.70
11:52:41	43596	-394	Bullish	Bullish	-0.23		1.07	20,988.15	11:52:41	544904	3263	Bullish	Bullish	-39.79		1.69	47,354.55
11:53:42	43596	0	Bullish	Bearish	-6.85		1.07	20,984.30	11:53:42	544878	-26	Bullish	Bullish	-48.84		1.69	47,345.55
11:54:42	43596	0	Bullish	Bearish	-7.52		1.07	20,982.35	11:54:42	544878	0	Bullish	Bullish	-56.86		1.69	47,343.00
11:55:43	31464	-12132	Bullish	Bearish	-15.72	Buy 21200 PE	1.05	20,975.25	11:55:43	538692	-6186	Bullish	Bearish	-71.18		1.68	47,327.20
11:56:43	31464	0	Bullish	Bearish	-21.83		1.05	20,978.35	11:56:43	538692	0	Bullish	Bullish	-66.85		1.68	47,334.85
11:57:44	31464	0	Bullish	Bearish	-16.75		1.05	20,979.90	11:57:44	538692	0	Bullish	Bearish	-61.55		1.68	47,336.75
11:58:43	15970	-15494	Bullish	Bearish	-13.46		1.02	20,983.70	11:58:43	539102	410	Bullish	Bullish	-52.86		1.68	47,346.90
11:59:43	15970	0	Bullish	Bearish	-6.29		1.02	20,982.65	11:59:43	541890	2788	Bullish	Bearish	-36.99		1.68	47,343.75
12:00:43	15970	0	Bullish	Bearish	-3.23		1.02	20,987.30	12:00:43	541890	0	Bullish	Bearish	-27.89		1.68	47,369.75
12:01:42	13646	-2324	Bullish	Bearish	-2.77		1.02	20,989.80	12:01:42	540751	-1139	Bullish	Bullish	-26.66		1.68	47,366.95
12:02:43	13671	25	Bullish	Bearish	-2.92		1.02	20,986.20	12:02:43	540825	74	Bullish	Bullish	-25.60		1.68	47,366.10
12:03:44	13671	0	Bullish	Bullish	0.74		1.02	20,994.05	12:03:44	540825	0	Bullish	Bullish	-2.83		1.68	47,384.55
12:04:43	14795	1124	Bullish	Bearish	1.98		1.02	20,990.35	12:04:43	544626	3801	Bullish	Bullish	-2.38		1.68	47,372.85
12:05:42	14795	0	Bullish	Bearish	-4.26		1.02	20,987.60	12:05:42	544626	0	Bullish	Bullish	-28.55		1.68	47,365.60
12:06:43	19557	4762	Bullish	Bullish	3.95		1.03	20,986.25	12:06:43	547870	3244	Bullish	Bullish	-11.30		1.69	47,357.05
12:07:44	19557	0	Bullish	Bullish	2.50		1.03	20,992.30	12:07:44	547870	0	Bullish	Bullish	-13.54		1.69	47,373.90
12:08:42	19557	0	Bullish	Bullish	2.50		1.03	20,990.60	12:08:42	547870	0	Bullish	Bullish	-13.54		1.69	47,370.30
12:09:44	19557	0	Bullish	Bullish	2.89		1.03	20,990.45	12:09:44	547870	0	Bullish	Bullish	-20.06		1.69	47,372.25
12:10:42	20647	1090	Bullish	Bullish	-0.36		1.03	20,986.75	12:10:42	545315	-2555	Bullish	Bullish	-30.30		1.68	47,360.85
12:11:42	20647	0	Bullish	Bullish	-3.25		1.03	20,986.75	12:11:42	545364	49	Bullish	Bullish	-26.38		1.68	47,366.25
12:12:49	23637	2990	Bullish	Bullish	-3.20		1.04	20,986.80	12:12:49	543313	-2051	Bullish	Bullish	-22.31		1.68	47,367.55



Nifty ATM		Current Expiry	Exp High : 21,105.30	79.20	Not Break	Resistanc	21000	BN ATM	Monday		Exp High : 47,548.80	-39.20	Breakout	Resistanc	47500		
21000		2023-12-14	Exp Low : 20,825.30	98.40	Not Break	Support	20900	47300			Exp Low : 46,917.80	268.80	Not Break	Support	47000		
Time	NET Oi	+▲-▼	Net Oi Signal	Price Action Signal	VWAP Diff	Strike	Nifty PCR	Nifty LTP	Time	NET Oi	+▲-▼	Net Oi Signal	Price Action Signal	VWAP Diff	Strike	BN PCR	BN LTP
12:13:42	23637	0	Bullish	Bullish	-3.20		1.04	20,987.55	12:13:42	543313	0	Bullish	Bearish	-22.31		1.68	47,369.05
12:14:42	23637	0	Bullish	Bearish	0.10		1.04	20,984.35	12:14:42	543313	0	Bullish	Bearish	-21.56		1.68	47,362.20
12:15:44	23637	0	Bullish	Bearish	-5.05		1.04	20,985.25	12:15:44	543313	0	Bullish	Bearish	-21.32		1.68	47,361.10
12:16:42	26433	2796	Bullish	Bearish	-5.80		1.04	20,983.80	12:16:42	540656	-2657	Bullish	Bearish	-34.66		1.67	47,360.55
12:17:42	26433	0	Bullish	Bearish	-7.49		1.04	20,983.10	12:17:42	540523	-133	Bullish	Bearish	-40.29		1.67	47,360.30
12:18:43	27180	747	Bullish	Bearish	-8.29		1.04	20,979.80	12:18:43	540523	0	Bullish	Bearish	-30.33		1.67	47,358.55
12:19:42	22926	-4254	Bullish	Bearish	-9.53		1.03	20,977.35	12:19:42	537809	-2714	Bullish	Bearish	-47.61		1.67	47,352.95
12:20:53	23178	252	Bullish	Bearish	-10.67		1.04	20,973.30	12:20:53	537809	0	Bullish	Bearish	-36.09		1.67	47,343.50
12:21:43	23178	0	Bullish	Bearish	-10.67		1.04	20,978.35	12:21:43	537809	0	Bullish	Bearish	-36.09		1.67	47,356.85
12:22:43	12499	-10679	Bullish	Bearish	-11.71		1.02	20,977.90	12:22:43	537506	-303	Bullish	Bearish	-35.17		1.67	47,366.15
12:23:43	12499	0	Bullish	Bearish	-14.06		1.02	20,972.30	12:23:43	536688	-818	Bullish	Bearish	-33.96		1.67	47,347.55
12:24:43	12499	0	Bullish	Bearish	-18.04		1.02	20,971.40	12:24:43	536688	0	Bullish	Bearish	-47.99		1.67	47,350.15
12:25:43	9698	-2801	Bullish	Bearish	-18.63		1.01	20,966.65	12:25:43	535837	-851	Bullish	Bearish	-49.48		1.66	47,342.75
12:26:43	-590	-10288	Bearish	Bearish	-19.64		1	20,972.65	12:26:43	535787	-50	Bullish	Bearish	-57.95		1.66	47,350.60
12:27:45	-590	0	Bearish	Bearish	-18.92		1	20,972.65	12:27:45	535787	0	Bullish	Bearish	-45.52		1.66	47,350.60
12:28:43	-4128	-3538	Bearish	Bearish	-15.27		0.99	20,973.65	12:28:43	534069	-1718	Bullish	Bearish	-41.50		1.66	47,350.00
12:29:42	-7139	-3011	Bearish	Bearish	-19.92		0.99	20,971.50	12:29:42	534072	3	Bullish	Bearish	-56.35		1.66	47,337.45
12:30:43	-7139	0	Bearish	Bearish	-18.85		0.99	20,969.90	12:30:43	534072	0	Bullish	Bearish	-57.38		1.66	47,335.80
12:31:43	-10639	-3500	Bearish	Bearish	-24.51		0.98	20,969.30	12:31:43	530495	-3577	Bullish	Bearish	-66.52		1.66	47,332.30
12:32:44	-10639	0	Bearish	Bearish	-22.08		0.98	20,970.25	12:32:44	530495	0	Bullish	Bearish	-76.17		1.66	47,328.60
12:33:42	-10639	0	Bearish	Bearish	-19.10		0.98	20,969.75	12:33:42	530495	0	Bullish	Bearish	-57.42		1.66	47,330.10
12:34:42	-12998	-2359	Bearish	Bearish	-17.81		0.98	20,968.70	12:34:42	536197	5702	Bullish	Bearish	-59.49		1.66	47,321.25
12:35:43	-12998	0	Bearish	Bearish	-23.79		0.98	20,964.80	12:35:43	536879	682	Bullish	Bearish	-62.46		1.66	47,318.10
12:36:42	-12998	0	Bearish	Bearish	-17.66		0.98	20,968.40	12:36:42	536879	0	Bullish	Bearish	-54.94		1.66	47,334.30
12:37:43	-10435	2563	Bearish	Bearish	-17.87		0.98	20,965.65	12:37:43	538834	1955	Bullish	Bearish	-53.84		1.67	47,328.10
12:38:43	-10435	0	Bearish	Bullish	-22.51		0.98	20,969.80	12:38:43	538834	0	Bullish	Bearish	-83.09		1.67	47,319.70
12:39:43	-10435	0	Bearish	Bearish	-17.98		0.98	20,967.10	12:39:43	538834	0	Bullish	Bearish	-60.63		1.67	47,323.50
12:40:42	-23288	-12853	Bearish	Bullish	-18.40		0.97	20,972.95	12:40:42	524874	-13960	Bullish	Bearish	-52.72		1.65	47,342.85
12:41:42	-23286	2	Bearish	Bullish	-10.38		0.97	20,974.00	12:41:42	524850	-24	Bullish	Bullish	-30.79		1.65	47,350.65
12:42:42	-23286	0	Bearish	Bullish	-10.52		0.97	20,973.85	12:42:42	524850	0	Bullish	Bullish	-19.85		1.65	47,354.10
12:43:42	-27933	-4647	Bearish	Bullish	-10.91		0.96	20,970.15	12:43:42	533721	8871	Bullish	Bullish	-40.98		1.66	47,345.85
12:44:42	-27933	0	Bearish	Bullish	-13.40		0.96	20,973.05	12:44:42	530174	-3547	Bullish	Bullish	-45.09		1.65	47,346.05
12:45:42	-27933	0	Bearish	Bullish	-15.69		0.96	20,971.70	12:45:42	530174	0	Bullish	Bullish	-52.53		1.65	47,345.10
12:46:43	-31134	-3201	Bearish	Bullish	-11.33		0.96	20,973.10	12:46:43	524943	-5231	Bullish	Bullish	-37.51		1.64	47,353.75
12:47:42	-30210	924	Bearish	Bullish	-14.02		0.96	20,976.70	12:47:42	532684	7741	Bullish	Bullish	-39.49		1.65	47,352.05
12:48:44	-30210	0	Bearish	Bullish	-12.06		0.96	20,978.00	12:48:44	532684	0	Bullish	Bullish	-42.50		1.65	47,348.95

Nifty ATM		Current Expiry	Exp High : 21,105.30	79.20	Not Break	Resistanc	21000	BN ATM	Monday		Exp High : 47,548.80	-39.20	Breakout	Resistanc	47500		
21000		2023-12-14	Exp Low : 20,825.30	98.40	Not Break	Support	20900	47300			Exp Low : 46,917.80	268.80	Not Break	Support	47000		
Time	NET Oi	+▲-▼	Net Oi Signal	Price Action Signal	VWAP Diff	Strike	Nifty PCR	Nifty LTP	Time	NET Oi	+▲-▼	Net Oi Signal	Price Action Signal	VWAP Diff	Strike	BN PCR	BN LTP
12:49:42	-30596	-386	Bearish	Bullish	-3.17		0.96	20,981.30	12:49:42	535099	2415	Bullish	Bullish	-22.41		1.65	47,355.15
12:50:42	-31724	-1128	Bearish	Bullish	-4.27		0.95	20,979.45	12:50:42	535107	8	Bullish	Bullish	-33.86		1.65	47,352.30
12:51:43	-31724	0	Bearish	Bullish	-9.51		0.95	20,975.35	12:51:43	535107	0	Bullish	Bullish	-47.32		1.65	47,339.05
12:52:41	-34441	-2717	Bearish	Bullish	-8.29		0.95	20,977.40	12:52:41	534286	-821	Bullish	Bullish	-37.51		1.65	47,345.35
12:53:44	-34441	0	Bearish	Bearish	-15.62		0.95	20,970.35	12:53:44	538492	4206	Bullish	Bearish	-56.86		1.66	47,326.80
12:54:42	-34441	0	Bearish	Bearish	-16.19		0.95	20,971.50	12:54:42	538492	0	Bullish	Bearish	-57.60		1.66	47,333.40
12:55:44	-38055	-3614	Bearish	Bearish	-14.03		0.95	20,971.50	12:55:44	539489	997	Bullish	Bearish	-47.11		1.66	47,333.40
12:56:43	-38068	-13	Bearish	Bullish	-16.07		0.95	20,974.70	12:56:43	539492	3	Bullish	Bearish	-53.18		1.66	47,341.05
12:57:42	-38068	0	Bearish	Bearish	-16.24		0.95	20,971.00	12:57:42	539492	0	Bullish	Bearish	-51.99		1.66	47,343.50
12:58:44	-39171	-1103	Bearish	Bearish	-15.93		0.94	20,971.50	12:58:44	540246	754	Bullish	Bearish	-55.28		1.66	47,344.05
12:59:42	-39171	0	Bearish	Bullish	-17.32		0.94	20,974.20	12:59:42	540317	71	Bullish	Bearish	-45.94		1.66	47,348.15
13:00:43	-39170	1	Bearish	Bullish	-11.10		0.94	20,979.25	13:00:43	540358	41	Bullish	Bullish	-32.29		1.66	47,353.55
13:01:42	-39250	-80	Bearish	Bullish	-9.24		0.94	20,979.55	13:01:42	539539	-819	Bullish	Bullish	-22.80		1.65	47,363.65
13:02:43	-39250	0	Bearish	Bearish	-11.07		0.94	20,976.90	13:02:43	538925	-614	Bullish	Bullish	-31.48		1.65	47,358.70
13:03:42	-39250	0	Bearish	Bearish	-12.64		0.94	20,974.40	13:03:42	538925	0	Bullish	Bearish	-27.92		1.65	47,349.65
13:04:42	-42565	-3315	Bearish	Bearish	-13.43		0.94	20,974.05	13:04:42	537534	-1391	Bullish	Bullish	-40.40		1.65	47,349.45
13:05:43	-43289	-724	Bearish	Bearish	-16.81		0.94	20,971.55	13:05:43	537722	188	Bullish	Bullish	-39.32		1.65	47,349.20
13:06:43	-43289	0	Bearish	Bearish	-19.94		0.94	20,969.50	13:06:43	537722	0	Bullish	Bullish	-45.06		1.65	47,341.30
13:07:43	-43625	-336	Bearish	Bullish	-18.66		0.94	20,971.95	13:07:43	537726	4	Bullish	Bullish	-38.68		1.65	47,347.40
13:08:42	-43625	0	Bearish	Bearish	-16.65		0.94	20,969.80	13:08:42	539727	2001	Bullish	Bullish	-40.71		1.65	47,344.95
13:09:42	-43625	0	Bearish	Bearish	-18.19		0.94	20,970.05	13:09:42	539727	0	Bullish	Bullish	-46.02		1.65	47,349.20
13:10:42	-43625	0	Bearish	Bullish	-18.36		0.94	20,971.30	13:10:42	539307	-420	Bullish	Bullish	-31.79		1.65	47,351.45
13:11:44	-43083	542	Bearish	Bullish	-17.70		0.94	20,973.50	13:11:44	539307	0	Bullish	Bullish	-34.62		1.65	47,353.75
13:12:43	-43083	0	Bearish	Bullish	-10.69		0.94	20,978.10	13:12:43	539307	0	Bullish	Bullish	-5.52		1.65	47,375.50
13:13:43	-41385	1698	Bearish	Bearish	-12.68		0.94	20,975.10	13:13:43	532384	-6923	Bullish	Bullish	-18.68		1.64	47,366.55
13:14:43	-41385	0	Bearish	Bearish	-14.88		0.94	20,971.65	13:14:43	532521	137	Bullish	Bearish	-31.45		1.64	47,347.00
13:15:43	-41385	0	Bearish	Bearish	-9.87		0.94	20,975.15	13:15:43	532521	0	Bullish	Bearish	-23.71		1.64	47,354.25
13:16:43	-32557	8828	Bearish	Bullish	-1.36		0.95	20,984.25	13:16:43	533280	759	Bullish	Bullish	8.15		1.64	47,378.90
13:17:42	-32557	0	Bearish	Bullish	1.14		0.95	20,982.75	13:17:42	533280	0	Bullish	Bullish	10.84		1.64	47,371.35
13:18:43	-32557	0	Bearish	Bullish	-2.86		0.95	20,983.10	13:18:43	533280	0	Bullish	Bullish	-10.99		1.64	47,366.75
13:19:42	-34325	-1768	Bearish	Bullish	-1.21		0.95	20,984.40	13:19:42	536015	2735	Bullish	Bullish	-14.18		1.65	47,367.55
13:20:43	-34158	167	Bearish	Bullish	-0.56		0.95	20,983.95	13:20:43	535997	-18	Bullish	Bullish	-1.43		1.65	47,376.10
13:21:43	-34158	0	Bearish	Bullish	-0.61		0.95	20,984.50	13:21:43	535997	0	Bullish	Bullish	-1.46		1.65	47,374.95
13:22:42	-34707	-549	Bearish	Bullish	-2.75		0.95	20,981.35	13:22:42	535997	0	Bullish	Bullish	-17.80		1.65	47,366.65
13:23:43	-34707	0	Bearish	Bullish	-9.50		0.95	20,978.65	13:23:43	531826	-4171	Bullish	Bullish	-16.39		1.64	47,373.05
13:24:43	-34707	0	Bearish	Bullish	-8.84		0.95	20,981.75	13:24:43	531826	0	Bullish	Bullish	-14.23		1.64	47,374.65

Nifty ATM		Current Expiry	Exp High : 21,105.30	79.20	Not Break	Resistanc	21000	BN ATM	Monday		Exp High : 47,548.80	-39.20	Breakout	Resistanc	47500		
21000		2023-12-14	Exp Low : 20,825.30	98.40	Not Break	Support	20900	47300			Exp Low : 46,917.80	268.80	Not Break	Support	47000		
Time	NET Oi	+▲-▼	Net Oi Signal	Price Action Signal	VWAP Diff	Strike	Nifty PCR	Nifty LTP	Time	NET Oi	+▲-▼	Net Oi Signal	Price Action Signal	VWAP Diff	Strike	BN PCR	BN LTP
13:25:44	-34943	-236	Bearish	Bullish	-3.69		0.95	20,983.95	13:25:44	527495	-4331	Bullish	Bullish	-6.22		1.63	47,382.00
13:26:42	-34943	0	Bearish	Bullish	1.06		0.95	20,987.95	13:26:42	528479	984	Bullish	Bullish	18.96	Buy 47100 CE	1.63	47,389.25
13:27:43	-34943	0	Bearish	Bullish	-1.89		0.95	20,986.05	13:27:43	528479	0	Bullish	Bullish	9.22		1.63	47,386.55
13:28:43	-37033	-2090	Bearish	Bullish	-3.03		0.95	20,987.55	13:28:43	533241	4762	Bullish	Bullish	8.27		1.64	47,398.00
13:29:43	-36794	239	Bearish	Bullish	-3.23		0.95	20,984.90	13:29:43	533100	-141	Bullish	Bullish	14.30		1.64	47,392.80
13:30:44	-36794	0	Bearish	Bullish	-6.38		0.95	20,983.85	13:30:44	533100	0	Bullish	Bullish	8.23		1.64	47,390.75
13:31:44	-39435	-2641	Bearish	Bullish	-4.62		0.94	20,983.70	13:31:44	527223	-5877	Bullish	Bullish	8.57		1.63	47,392.45
13:32:43	-39435	0	Bearish	Bearish	-6.47		0.94	20,983.15	13:32:43	530246	3023	Bullish	Bullish	-1.89		1.63	47,384.30
13:33:44	-39435	0	Bearish	Bearish	-9.80		0.94	20,979.55	13:33:44	530246	0	Bullish	Bullish	-7.93		1.63	47,380.45
13:34:42	-40142	-707	Bearish	Bullish	-7.79		0.94	20,984.55	13:34:42	528251	-1995	Bullish	Bullish	6.33		1.63	47,384.70
13:35:44	-37725	2417	Bearish	Bullish	1.11		0.95	20,986.65	13:35:44	528203	-48	Bullish	Bullish	8.67		1.63	47,391.65
13:36:43	-37725	0	Bearish	Bullish	1.31		0.95	20,988.30	13:36:43	528203	0	Bullish	Bullish	12.76		1.63	47,392.85
13:37:42	-37259	466	Bearish	Bullish	4.30		0.95	20,991.05	13:37:42	529561	1358	Bullish	Bullish	10.49		1.63	47,383.35
13:38:43	-31965	5294	Bearish	Bullish	1.19		0.95	20,988.75	13:38:43	531326	1765	Bullish	Bullish	9.33		1.63	47,391.20
13:39:42	-31965	0	Bearish	Bullish	5.09		0.95	20,991.10	13:39:42	531326	0	Bullish	Bullish	16.27		1.63	47,394.85
13:40:43	-27568	4397	Bearish	Bullish	1.94		0.96	20,988.85	13:40:43	531326	0	Bullish	Bearish	8.36		1.63	47,385.90
13:41:43	-27583	-15	Bearish	Bearish	-2.01		0.96	20,987.35	13:41:43	532094	768	Bullish	Bearish	-8.30		1.63	47,379.30
13:42:43	-27583	0	Bearish	Bullish	-0.21		0.96	20,988.30	13:42:43	532094	0	Bullish	Bearish	-1.64		1.63	47,385.50
13:43:40	-26856	727	Bearish	Bullish	8.62		0.96	20,994.70	13:43:40	542164	10070	Bullish	Bullish	57.71		1.65	47,398.00
13:44:42	-16012	10844	Bearish	Bullish	6.20		0.98	20,993.30	13:44:42	542164	0	Bullish	Bearish	28.01		1.65	47,392.00
13:45:44	-16012	0	Bearish	Bullish	6.09		0.98	20,993.15	13:45:44	542164	0	Bullish	Bullish	18.90		1.65	47,394.95
13:46:43	-16435	-423	Bearish	Bullish	3.74		0.98	20,988.60	13:46:43	542164	0	Bullish	Bullish	17.58		1.65	47,390.10
13:47:43	-16435	0	Bearish	Bullish	3.93		0.98	20,989.90	13:47:43	536948	-5216	Bullish	Bullish	20.54		1.64	47,395.70
13:48:42	-16435	0	Bearish	Bearish	-0.27		0.98	20,985.45	13:48:42	536948	0	Bullish	Bearish	12.51		1.64	47,383.55
13:49:43	-17755	-1320	Bearish	Bearish	0.53		0.97	20,987.65	13:49:43	535163	-1785	Bullish	Bearish	14.24		1.64	47,388.60
13:50:44	-17755	0	Bearish	Bearish	1.42		0.97	20,984.60	13:50:44	537266	2103	Bullish	Bullish	23.71		1.64	47,386.65
13:51:45	-17755	0	Bearish	Bearish	-3.87		0.97	20,983.10	13:51:45	537267	1	Bullish	Bearish	9.45		1.64	47,381.20
13:52:44	-17622	133	Bearish	Bearish	-2.52		0.97	20,982.40	13:52:44	537134	-133	Bullish	Bearish	1.34		1.64	47,377.50
13:53:43	-18287	-665	Bearish	Bearish	-7.11		0.97	20,975.50	13:53:43	537707	573	Bullish	Bearish	-10.10		1.64	47,368.60
13:54:43	-18287	0	Bearish	Bearish	-9.84		0.97	20,977.25	13:54:43	537711	4	Bullish	Bearish	-28.92	Buy 47700 PE	1.64	47,357.35
13:55:41	-23692	-5405	Bearish	Bearish	-13.16		0.97	20,975.10	13:55:41	537711	0	Bullish	Bearish	-39.82		1.64	47,355.30
13:56:44	-23692	0	Bearish	Bearish	-7.99		0.97	20,975.75	13:56:44	534447	-3264	Bullish	Bearish	-20.90		1.64	47,357.75
13:57:42	-23692	0	Bearish	Bearish	-10.66		0.97	20,973.45	13:57:42	534447	0	Bullish	Bearish	-32.88		1.64	47,338.95
13:58:42	-25307	-1615	Bearish	Bearish	-8.35		0.96	20,979.15	13:58:42	538866	4419	Bullish	Bearish	-21.54		1.65	47,365.10
13:59:42	-22286	3021	Bearish	Bearish	-5.04		0.97	20,980.95	13:59:42	538872	6	Bullish	Bearish	-14.18		1.65	47,365.15
14:00:42	-22286	0	Bearish	Bearish	-8.77		0.97	20,978.90	14:00:42	538872	0	Bullish	Bearish	-27.51		1.65	47,356.55



Nifty ATM		Current Expiry	Exp High : 21,105.30	79.20	Not Break	Resistanc	21000	BN ATM	Monday		Exp High : 47,548.80	-39.20	Breakout	Resistanc	47500		
21000		2023-12-14	Exp Low : 20,825.30	98.40	Not Break	Support	20900	47300			Exp Low : 46,917.80	268.80	Not Break	Support	47000		
Time	NET Oi	+▲-▼	Net Oi Signal	Price Action Signal	VWAP Diff	Strike	Nifty PCR	Nifty LTP	Time	NET Oi	+▲-▼	Net Oi Signal	Price Action Signal	VWAP Diff	Strike	BN PCR	BN LTP
14:01:43	-23276	-990	Bearish	Bearish	-8.11		0.97	20,980.60	14:01:43	538872	0	Bullish	Bearish	-31.14		1.65	47,348.00
14:02:47	-24629	-1353	Bearish	Bearish	-1.78		0.96	20,983.15	14:02:47	535170	-3702	Bullish	Bearish	-17.41		1.64	47,361.05
14:03:43	-24629	0	Bearish	Bearish	-1.78		0.96	20,983.15	14:03:43	535170	0	Bullish	Bearish	-17.41		1.64	47,361.05
14:04:42	-17626	7003	Bearish	Bullish	1.27		0.97	20,992.60	14:04:42	539443	4273	Bullish	Bearish	-4.24		1.64	47,361.00
14:05:45	-17626	0	Bearish	Bullish	4.60		0.97	20,990.20	14:05:45	539473	30	Bullish	Bearish	-2.45		1.64	47,365.10
14:06:42	-17626	0	Bearish	Bullish	3.85		0.97	20,993.70	14:06:42	539473	0	Bullish	Bullish	-3.34		1.64	47,382.55
14:07:44	-17626	0	Bearish	Bullish	4.34		0.97	20,993.50	14:07:44	535319	-4154	Bullish	Bullish	-0.30		1.64	47,378.60
14:08:43	-13741	3885	Bearish	Bullish	4.18		0.98	20,988.80	14:08:43	535311	-8	Bullish	Bullish	2.20		1.64	47,377.15
14:09:44	-13741	0	Bearish	Bullish	3.38		0.98	20,991.10	14:09:44	535311	0	Bullish	Bullish	7.25		1.64	47,380.00
14:10:42	-6713	7028	Bearish	Bullish	7.27		0.99	20,991.95	14:10:42	535311	0	Bullish	Bullish	10.65		1.64	47,385.75
14:11:46	-1160	5553	Bearish	Bullish	6.69		1	20,993.30	14:11:46	533560	-1751	Bullish	Bullish	7.72		1.64	47,387.50
14:12:43	-1160	0	Bearish	Bullish	6.69		1	20,990.45	14:12:43	533560	0	Bullish	Bullish	7.72		1.64	47,381.60
14:13:43	12990	14150	Bullish	Bullish	6.38		1.02	20,990.70	14:13:43	526535	-7025	Bullish	Bullish	3.72		1.62	47,378.85
14:14:43	13060	70	Bullish	Bullish	10.97	Buy 20800 CE	1.02	20,993.70	14:14:43	526307	-228	Bullish	Bullish	17.72	Buy 47100 CE	1.62	47,390.40
14:15:42	13060	0	Bullish	Bullish	9.00		1.02	20,991.05	14:15:42	526307	0	Bullish	Bullish	21.59		1.62	47,389.85
14:16:43	19451	6391	Bullish	Bullish	10.64		1.03	20,992.55	14:16:43	526307	0	Bullish	Bullish	20.53		1.62	47,382.60
14:17:42	23059	3608	Bullish	Bullish	9.98		1.03	20,993.25	14:17:42	529082	2775	Bullish	Bullish	17.71		1.63	47,392.90
14:18:42	23059	0	Bullish	Bullish	9.97		1.03	20,991.55	14:18:42	529082	0	Bullish	Bullish	11.00		1.63	47,387.95
14:19:42	25307	2248	Bullish	Bearish	6.12		1.04	20,989.20	14:19:42	530570	1488	Bullish	Bullish	7.64		1.63	47,386.90
14:20:43	26177	870	Bullish	Bearish	4.21		1.04	20,990.00	14:20:43	531572	1002	Bullish	Bullish	1.23		1.63	47,381.65
14:21:41	26177	0	Bullish	Bullish	10.20		1.04	20,991.20	14:21:41	531542	-30	Bullish	Bullish	21.56		1.63	47,386.55
14:22:44	29805	3628	Bullish	Bearish	6.89		1.04	20,987.30	14:22:44	538964	7422	Bullish	Bearish	12.55		1.64	47,364.50
14:23:44	34843	5038	Bullish	Bullish	10.14		1.05	20,992.30	14:23:44	539262	298	Bullish	Bearish	17.62		1.64	47,379.80
14:24:42	34843	0	Bullish	Bullish	15.06		1.05	20,994.45	14:24:42	539262	0	Bullish	Bullish	30.54		1.64	47,393.85
14:25:42	34843	0	Bullish	Bullish	11.15		1.05	20,994.30	14:25:42	539262	0	Bullish	Bullish	25.52		1.64	47,392.35
14:26:42	40363	5520	Bullish	Bullish	13.03		1.06	20,993.60	14:26:42	533306	-5956	Bullish	Bullish	26.44		1.64	47,392.90
14:27:42	40363	0	Bullish	Bearish	7.52		1.06	20,988.90	14:27:42	533306	0	Bullish	Bearish	4.58		1.64	47,383.60
14:28:42	39490	-873	Bullish	Bearish	7.02		1.06	20,987.10	14:28:42	532052	-1254	Bullish	Bearish	-2.53		1.64	47,369.70
14:29:43	39490	0	Bullish	Bearish	5.96		1.06	20,986.10	14:29:43	532052	0	Bullish	Bearish	-2.53		1.64	47,364.80
14:30:48	42453	2963	Bullish	Bearish	3.00		1.06	20,984.40	14:30:48	533728	1676	Bullish	Bearish	-17.60	Buy 47700 PE	1.64	47,367.20
14:31:42	42453	0	Bullish	Bearish	3.00		1.06	20,990.55	14:31:42	533728	0	Bullish	Bearish	-17.60		1.64	47,374.05
14:32:43	42030	-423	Bullish	Bullish	9.95		1.06	20,994.15	14:32:43	535081	1353	Bullish	Bearish	5.95		1.64	47,384.30
14:33:43	42030	0	Bullish	Bullish	10.13		1.06	20,995.90	14:33:43	535081	0	Bullish	Bullish	10.64		1.64	47,385.15
14:34:43	42030	0	Bullish	Bullish	8.17		1.06	20,996.10	14:34:43	535081	0	Bullish	Bearish	16.44	Buy 47100 CE	1.64	47,382.75
14:35:42	41270	-760	Bullish	Bullish	8.31		1.06	20,998.05	14:35:42	535664	583	Bullish	Bullish	14.13		1.64	47,386.55
14:36:42	41270	0	Bullish	Bullish	15.94		1.06	21,003.90	14:36:42	535678	14	Bullish	Bullish	42.27		1.64	47,406.90

Nifty ATM		Current Expiry	Exp High : 21,105.30	79.20	Not Break	Resistanc	21000	BN ATM	Monday		Exp High : 47,548.80	-39.20	Breakout	Resistanc	47500		
21000		2023-12-14	Exp Low : 20,825.30	98.40	Not Break	Support	20900	47300			Exp Low : 46,917.80	268.80	Not Break	Support	47000		
Time	NET Oi	+▲-▼	Net Oi Signal	Price Action Signal	VWAP Diff	Strike	Nifty PCR	Nifty LTP	Time	NET Oi	+▲-▼	Net Oi Signal	Price Action Signal	VWAP Diff	Strike	BN PCR	BN LTP
14:37:42	36355	-4915	Bullish	Bullish	9.91		1.06	21,003.90	14:37:42	527035	-8643	Bullish	Bullish	37.17		1.64	47,406.90
14:38:44	36355	0	Bullish	Bullish	10.55		1.06	20,998.30	14:38:44	527035	0	Bullish	Bullish	47.15		1.64	47,409.45
14:39:43	36355	0	Bullish	Bullish	10.24		1.06	20,999.60	14:39:43	527035	0	Bullish	Bullish	43.39		1.64	47,408.90
14:40:43	37990	1635	Bullish	Bullish	14.07		1.06	21,000.95	14:40:43	531499	4464	Bullish	Bullish	55.01		1.64	47,410.70
14:41:42	39500	1510	Bullish	Bullish	13.72		1.06	21,003.55	14:41:42	531514	15	Bullish	Bullish	68.31		1.64	47,421.00
14:42:43	39500	0	Bullish	Bullish	15.38		1.06	20,997.35	14:42:43	531514	0	Bullish	Bullish	47.84		1.64	47,400.35
14:43:42	39500	0	Bullish	Bullish	12.76		1.06	20,996.80	14:43:42	531514	0	Bullish	Bullish	52.64		1.64	47,402.75
14:44:42	43150	3650	Bullish	Bullish	10.45		1.07	20,997.75	14:44:42	548340	16826	Bullish	Bullish	42.02		1.67	47,399.50
14:45:42	43150	0	Bullish	Bullish	11.69		1.07	20,996.95	14:45:42	548340	0	Bullish	Bullish	35.52		1.67	47,393.55
14:46:43	46888	3738	Bullish	Bullish	14.17		1.07	20,996.65	14:46:43	557235	8895	Bullish	Bearish	37.34		1.69	47,385.10
14:47:42	46888	0	Bullish	Bullish	19.24		1.07	20,998.85	14:47:42	557235	0	Bullish	Bullish	47.33		1.69	47,394.80
14:48:43	46888	0	Bullish	Bullish	19.24		1.07	21,001.20	14:48:43	557235	0	Bullish	Bullish	47.33		1.69	47,418.05
14:49:42	53330	6442	Bullish	Bearish	15.67		1.08	21,001.95	14:49:42	557742	507	Bullish	Bullish	38.70		1.7	47,410.65
14:50:44	50289	-3041	Bullish	Bearish	15.10		1.08	21,002.55	14:50:44	557798	56	Bullish	Bullish	40.00		1.7	47,417.55
14:51:43	50289	0	Bullish	Bullish	15.10		1.08	20,999.85	14:51:43	557798	0	Bullish	Bullish	40.00		1.7	47,410.90
14:52:43	50289	0	Bullish	Bearish	13.23		1.08	20,997.00	14:52:43	554768	-3030	Bullish	Bearish	33.30		1.69	47,393.50
14:53:43	50764	475	Bullish	Bearish	17.02		1.08	20,999.55	14:53:43	554844	76	Bullish	Bearish	31.90		1.69	47,400.55
14:54:44	52971	2207	Bullish	Bearish	10.56		1.08	20,999.45	14:54:44	558615	3771	Bullish	Bearish	11.88		1.7	47,389.90
14:55:44	52971	0	Bullish	Bearish	8.33		1.08	20,996.10	14:55:44	557732	-883	Bullish	Bearish	-62.94	Buy 47700 PE	1.7	47,374.00
14:56:43	52971	0	Bullish	Bearish	8.33		1.08	20,994.30	14:56:43	557732	0	Bullish	Bearish	-62.94		1.7	47,344.70
14:57:44	52971	0	Bullish	Bearish	11.51		1.08	20,996.65	14:57:44	557732	0	Bullish	Bearish	-14.62		1.7	47,359.25
14:58:44	61669	8698	Bullish	Bearish	17.11		1.1	20,990.40	14:58:44	549770	-7962	Bullish	Bearish	6.47		1.69	47,343.30
14:59:51	61669	0	Bullish	Bearish	18.84		1.1	20,995.05	14:59:51	549770	0	Bullish	Bearish	3.16		1.69	47,359.45
15:00:43	62425	756	Bullish	Bearish	16.52		1.1	20,995.05	15:00:43	552459	2689	Bullish	Bearish	8.51		1.7	47,359.45
15:01:42	62425	0	Bullish	Bearish	16.52		1.1	20,998.50	15:01:42	552459	0	Bullish	Bearish	8.51		1.7	47,367.60
15:02:44	71474	9049	Bullish	Bearish	11.36		1.11	20,995.05	15:02:44	554235	1776	Bullish	Bearish	12.14		1.7	47,341.65
15:03:43	71474	0	Bullish	Bearish	11.36		1.11	21,000.00	15:03:43	554235	0	Bullish	Bearish	12.14		1.7	47,354.15
15:04:42	71710	236	Bullish	Bullish	17.37		1.12	21,003.80	15:04:42	553926	-309	Bullish	Bearish	38.19	Buy 47100 CE	1.7	47,369.90
15:05:42	71710	0	Bullish	Bullish	30.04		1.12	21,008.90	15:05:42	566044	12118	Bullish	Bearish	32.58		1.73	47,369.05
15:06:44	71710	0	Bullish	Bullish	20.71		1.12	21,005.15	15:06:44	566044	0	Bullish	Bearish	-22.07	Buy 47600 PE	1.73	47,333.10
15:07:44	97537	25827	Bullish	Bullish	22.51		1.17	21,004.60	15:07:44	568382	2338	Bullish	Bearish	-3.85		1.74	47,310.60
15:08:43	97537	0	Bullish	Bullish	16.93		1.17	20,999.30	15:08:43	568382	0	Bullish	Bearish	-3.82		1.74	47,311.85
15:09:42	97537	0	Bullish	Bullish	16.93		1.17	20,999.85	15:09:42	568382	0	Bullish	Bearish	-3.82		1.74	47,317.40
15:10:44	95381	-2156	Bullish	Bullish	8.64		1.16	21,002.00	15:10:44	553659	-14723	Bullish	Bearish	-19.54		1.71	47,337.85
15:11:44	95381	0	Bullish	Bullish	7.58		1.16	21,001.95	15:11:44	553659	0	Bullish	Bullish	-9.16		1.71	47,355.00
15:12:43	95381	0	Bullish	Bullish	7.58		1.16	21,003.30	15:12:43	553659	0	Bullish	Bearish	-9.16		1.71	47,358.60

Nifty ATM	Nifty Spot	Nifty Pre C	Nifty Open	Nifty High	Nifty Low	India VIX	Current Expiry	Exp High	21,105.30	79.20	Not Break	Resistanc	21000	BN ATM	BN Spot	BN Pre CL	BN Open	BN High	BN Low	India VIX	Monday		Exp High	47,548.80	-39.20	Breakout	Resistanc	47500	
21000	20,994.50	20969.4	20,965.30	21,026.10	20,923.70	12.76	2023-12-14	Exp Low	20,825.30	98.40	Not Break	Support	20900	47300	47,284.25	47,262.00	47,233.30	47,588.00	47,186.80	12.76			Exp Low	46,917.80	268.80	Not Break	Support	47000	
Time	Call COI (Bearish ▼)	Call COI (+▲-▼)	Short Covering	Put COI (Bullish ▲)	Put COI (+▲-▼)	Long UW	NET Oi	+▲-▼	Net Oi Signal	Price Action Signal	VWAP Diff	Strike	Nifty PCR	Nifty LTP	Time	Call COI (Bearish ▼)	Call COI (+▲-▼)	Short Covering	Put COI (Bullish ▲)	Put COI (+▲-▼)	Long Unwinding	NET Oi	+▲-▼	Net Oi Signal	Price Action Signal	VWAP Diff	Strike	BN PCR	BN LTP
09:14:42	100207	0	0	120278	0		20071	0	Bullish	Wait	54.65		1.2	20,965.30	09:14:42	1675	0	0	486788	0		485113	0	Bullish	Wait	349.55		290.62	47,233.30
09:15:26	100207	0	0	120278	0		20071	0	Bullish	Wait	54.65		1.2	20,965.30	09:15:26	1675	0	0	486788	0		485113	0	Bullish	Wait	349.55		290.62	47,233.30
09:15:43	100207	0	0	120278	0		20071	0	Bullish	Wait	54.65	Buy 20800 CE	1.2	20,965.30	09:15:43	1675	0	0	486788	0		485113	0	Bullish	Wait	349.55	Buy 46900 CE	290.62	47,233.30
09:16:44	100207	0	0	428999	308721		328792	308721	Bullish	Wait	-19.97	Buy 21200 PE	4.28	20,975.90	09:16:44	642945	641270	0	486788	0		-156157	-641270	Bearish	Wait	-7.35	0.76	47,403.60	
09:17:42	394102	293895	0	428999	0		34897	-293895	Bullish	Wait	-3.29		1.09	20,975.25	09:17:42	642945	0	0	1059753	572965		416808	572965	Bullish	Wait	26.42	1.65	47,436.30	
09:18:42	394102	0	0	428999	0		34897	0	Bullish	Wait	-8.90		1.09	20,980.10	09:18:42	642945	0	0	1074693	14940		431748	14940	Bullish	Wait	4.43	1.67	47,442.95	
09:19:43	440318	46216	0	449681	20682		9363	-25534	Bullish	Wait	6.69		1.02	20,989.75	09:19:43	663891	20946	0	1135025	60332		471134	39386	Bullish	Wait	22.12	1.71	47,475.65	
09:20:41	440318	0	0	459221	9540		18903	9540	Bullish	Wait	11.29	Buy 20800 CE	1.04	20,993.75	09:20:41	663891	0	0	1135025	0		471134	0	Bullish	Wait	16.78	1.71	47,465.75	
09:21:42	440318	0	0	459221	0		18903	0	Bullish	Wait	11.37		1.04	20,992.35	09:21:42	663891	0	0	1135025	0		471134	0	Bullish	Wait	-3.48	1.71	47,456.35	
09:22:44	481713	41395	0	492874	33653		11161	-7742	Bullish	Wait	-2.32		1.02	20,984.20	09:22:44	682087	18196	0	1180729	45704		498642	27508	Bullish	Wait	0.71	1.73	47,465.80	
09:23:43	481713	0	0	492874	0		11161	0	Bullish	Wait	-1.09		1.02	20,985.50	09:23:43	682087	0	0	1180729	0		498642	0	Bullish	Wait	-13.50	1.73	47,444.60	
09:24:42	481713	0	0	492874	0		11161	0	Bullish	Wait	9.11		1.02	21,001.00	09:24:42	682087	0	0	1180729	0		498642	0	Bullish	Wait	8.67	1.73	47,461.40	
09:25:42	518180	36467	0	528791	35917		10611	-550	Bullish	Wait	21.38		1.02	21,009.25	09:25:42	706298	24211	0	1232886	52157		526588	27946	Bullish	Wait	18.57	1.75	47,474.10	
09:26:43	518180	0	0	528791	0		10611	0	Bullish	Bullish	25.08		1.02	21,009.25	09:26:43	706298	0	0	1232886	0		526588	0	Bullish	Bullish	23.87	1.75	47,474.10	
09:27:42	518180	0	0	528791	0		10611	0	Bullish	Bullish	13.38		1.02	21,011.85	09:27:42	706298	0	0	1232886	0		526588	0	Bullish	Bullish	-26.20	Buy 47700 PE	1.75	47,440.65
09:28:42	515700	-2480	Short C	550253	21462		34553	23942	Bullish	Bullish	-12.89	Buy 21200 PE	1.07	21,011.85	09:28:42	725692	19394	0	1237689	4803		511997	-14591	Bullish	Bullish	-82.33	1.71	47,440.65	
09:29:42	515700	0	0	550253	0		34553	0	Bullish	Bearish	-22.27		1.07	20,971.05	09:29:42	725692	0	0	1237689	0		511997	0	Bullish	Bearish	-110.67	1.71	47,312.70	
09:30:43	515700	0	0	551202	949		35502	949	Bullish	Bullish	-16.57		1.07	20,979.90	09:30:43	725692	0	0	1237689	0		511997	0	Bullish	Bearish	-115.06	1.71	47,283.00	
09:31:42	537888	22188	0	551202	0		13314	-22188	Bullish	Bearish	-19.33		1.02	20,979.90	09:31:42	756633	30941	0	1240059	2370		483426	-28571	Bullish	Bearish	-140.79	1.64	47,283.00	
09:32:43	537888	0	0	551202	0		13314	0	Bullish	Bearish	-24.09		1.02	20,973.15	09:32:43	756633	0	0	1240059	0		483426	0	Bullish	Bearish	-166.95	1.64	47,220.75	
09:33:42	537888	0	0	551202	0		13314	0	Bullish	Bearish	-13.75		1.02	20,985.15	09:33:42	756633	0	0	1240059	0		483426	0	Bullish	Bearish	-104.81	1.64	47,309.85	
09:34:42	551227	13339	0	557667	6465		6440	-6874	Bullish	Bearish	-8.72		1.01	20,985.15	09:34:42	756802	169	0	1234374	-5685	Long UW	477572	-5854	Bullish	Bearish	-67.21	1.63	47,309.85	
09:35:43	551227	0	0	557667	0		6440	0	Bullish	Bullish	-4.08		1.01	20,992.95	09:35:43	756802	0	0	1234374	0		477572	0	Bullish	Bearish	-38.39	1.63	47,363.50	
09:36:42	551227	0	0	561825	4158		10598	4158	Bullish	Bullish	-0.09		1.02	21,000.40	09:36:42	756802	0	0	1234374	0		477572	0	Bullish	Bearish	5.71	1.63	47,397.25	
09:37:43	558990	7763	0	565764	3939		6774	-3824	Bullish	Bearish	3.82		1.01	20,999.95	09:37:43	758417	1615	0	1232846	-1528	Long UW	474429	-3143	Bullish	Bearish	0.53	1.63	47,409.75	
09:38:42	558990	0	0	565764	0		6774	0	Bullish	Bearish	0.81		1.01	20,999.95	09:38:42	758417	0	0	1232846	0		474429	0	Bullish	Bearish	-10.69	1.63	47,409.75	
09:39:43	558990	0	0	565764	0		6774	0	Bullish	Bearish	10.93	Buy 20800 CE	1.01	21,005.15	09:39:43	758417	0	0	1232846	0		474429	0	Bullish	Bearish	17.35	1.63	47,409.10	
09:40:42	563008	4018	0	576203	10439		13195	6421	Bullish	Bearish	8.41		1.02	21,008.00	09:40:42	751752	-6665	Short C	1259849	27003		508097	33668	Bullish	Bearish	16.95	1.68	47,438.40	
09:41:44	563008	0	0	576203	0		13195	0	Bullish	Bearish	13.87		1.02	21,008.00	09:41:44	751752	0	0	1259849	0		508097	0	Bullish	Bearish	35.28	1.68	47,438.40	
09:42:43	561673	-1335	Short C	576203	0		14530	1335	Bullish	Bullish	-1.15		1.03	20,997.35	09:42:43	751752	0	0	1259849	0		508097	0	Bullish	Bullish	3.04	1.68	47,429.55	
09:43:44	561673	0	0	583090	6887		21417	6887	Bullish	Bullish	0.78		1.04	20,997.35	09:43:44	756117	4365	0	1282762	22913		526645	18548	Bullish	Bullish	20.92	1.7	47,429.55	
09:44:42	561673	0	0	583090	0		21417	0	Bullish	Bullish	0.43		1.04	20,988.00	09:44:42	756117	0	0	1282762	0		526645	0	Bullish	Bullish	11.15	1.7	47,411.75	
09:45:42	561673	0	0	588475	5385		26802	5385	Bullish	Bullish	-4.10		1.05	20,979.30	09:45:42	756117	0	0	1282762	0		526645	0	Bullish	Bullish	-20.05	Buy 47700 PE	1.7	47,368.90
09:46:43	570680	9007	0	588475	0		17795	-9007	Bullish	Bearish	-10.08	Buy 21200 PE	1.03	20,979.30	09:46:43	761580	5463	0	1288279	5517		526699	54	Bullish	Bullish	-36.14	1.69	47,368.90	
09:47:42	570680	0	0	588475	0		17795	0	Bullish	Bearish	-11.91		1.03	20,976.85	09:47:42	761580	0	0	1288279	0		526699	0	Bullish	Bullish	-26.95	1.69	47,375.35	
09:48:42	570680	0	0	588475	0		17795	0	Bullish	Bearish	-12.78		1.03	20,979.55	09:48:42	761580	0	0	1302274	13995		540694	13995	Bullish	Bullish	-21.59	1.71	47,384.50	
09:49:42	586474	15794	0	601041	12566		14567	-3228	Bullish	Bearish	-4.67		1.02	20,979.55	09:49:42	764042	2462	0	1302316	42		538274	-2420	Bullish	Bearish	-7.34	1.7	47,384.50	
09:50:42	586474	0	0	601041	0		14567	0	Bullish	Bearish	-6.28		1.02	20,993.05	09:50:42	764042	0	0	1302316	0		538274	0	Bullish	Bearish	-1.31	1.7	47,407.85	
09:51:43	586474	0	0	601041	0		14567	0	Bullish	Bearish	4.24		1.02	20,995.55	09:51:43	764042	0	0	1302316	0		538274	0	Bullish	Bearish	2.35	1.7	47,398.00	
09:52:43	587694																												



Nifty ATM	Nifty Spot	Nifty Pre C	Nifty Open	Nifty High	Nifty Low	India VIX	Current Expiry	Exp High	21,105.30	79.20	Not Break	Resistanc	21000	BN ATM	BN Spot	BN Pre CL	BN Open	BN High	BN Low	India VIX	Monday	Exp High	47,548.80	-39.20	Breakout	Resistanc	47500		
21000	20,994.50	20969.4	20,965.30	21,026.10	20,923.70	12.76	2023-12-14	Exp Low	20,825.30	98.40	Not Break	Support	20900	47300	47,284.25	47,262.00	47,233.30	47,588.00	47,186.80	12.76	Observer	Exp Low	46,917.80	268.80	Not Break	Support	47000		
Time	Call COI (Bearish ▼)	Call COI (+▲▼)	Short Covering	Put COI (Bullish ▲)	Put COI (+▲▼)	Long UW	NET Oi	+▲▼	Net Oi Signal	Price Action Signal	VPW Diff	Strike	Nifty PCR	Nifty LTP	Time	Call COI (Bearish ▼)	Call COI (+▲▼)	Short Covering	Put COI (Bullish ▲)	Put COI (+▲▼)	Long Unwinding	NET Oi	+▲▼	Net Oi Signal	Price Action Signal	VPW Diff	Strike	BN PCR	BN LTP
10:15:42	593244	0		664574	0		71330	0	Bullish	Bullish	15.67	1.12	21,005.25	10:15:42	763748	0		1378868	0		615120	0	Bullish	Bullish	44.05		1.81	47,435.60	
10:16:42	587166	-6078	Short C	676635	12061		89469	18139	Bullish	Bullish	23.15	1.15	21,008.20	10:16:42	758462	-5286	Short C	1382320	3452		623858	8738	Bullish	Bullish	91.95		1.82	47,480.90	
10:17:42	587166	0		676635	0		89469	0	Bullish	Bullish	17.23	1.15	21,007.55	10:17:42	758462	0		1382320	0		623858	0	Bullish	Bullish	119.03		1.82	47,495.65	
10:18:42	587166	0		676635	0		89469	0	Bullish	Bullish	12.91	1.15	21,002.30	10:18:42	758462	0		1382320	0		623858	0	Bullish	Bullish	94.25		1.82	47,481.15	
10:19:42	592723	5557		677054	419		84331	-5138	Bullish	Bullish	8.49	1.14	21,001.70	10:19:42	719255	-39207	Short C	1394975	12655		675720	51862	Bullish	Bullish	64.41		1.94	47,473.30	
10:20:40	592723	0		677054	0		84331	0	Bullish	Bullish	9.52	1.14	20,998.60	10:20:40	719191	-64		1394975	0		675784	64	Bullish	Bullish	78.77		1.94	47,469.90	
10:21:43	592723	0		677054	0		84331	0	Bullish	Bullish	6.09	1.14	20,999.65	10:21:43	719191	0		1394975	0		675784	0	Bullish	Bullish	67.17		1.94	47,470.80	
10:22:42	600413	7690		678969	1915		78556	-5775	Bullish	Bullish	12.20	1.13	21,006.20	10:22:42	721097	1906		1395757	782		674660	-1124	Bullish	Bullish	101.01		1.94	47,486.75	
10:23:43	600413	0		678969	0		78556	0	Bullish	Bullish	15.23	1.13	21,008.55	10:23:43	721042	-55		1395757	0		674715	55	Bullish	Bullish	133.97		1.94	47,511.05	
10:24:43	600413	0		678969	0		78556	0	Bullish	Bullish	21.65	1.13	21,014.65	10:24:43	721042	0		1395757	0		674715	0	Bullish	Bullish	158.47		1.94	47,544.10	
10:25:42	599817	-596		683166	4197		83349	4793	Bullish	Bullish	26.02	1.14	21,017.45	10:25:42	684914	-36128	Short C	1406552	10795		721638	46923	Bullish	Bullish	174.19		2.05	47,549.80	
10:26:42	599817	0		683166	0		83349	0	Bullish	Bullish	38.50	1.14	21,022.70	10:26:42	684914	0		1406552	0		721638	0	Bullish	Bullish	191.58		2.05	47,566.05	
10:27:42	599817	0		694376	11210		94559	11210	Bullish	Bullish	29.39	1.16	21,017.65	10:27:42	684914	0		1406552	0		721638	0	Bullish	Bullish	175.93		2.05	47,560.10	
10:28:44	573250	-26567	Short C	696916	2540		123666	29107	Bullish	Bullish	27.49	1.22	21,018.70	10:28:44	668128	-16786	Short C	1422141	15589		754013	32375	Bullish	Bullish	174.17		2.13	47,557.75	
10:29:43	573250	0		696916	0		123666	0	Bullish	Bullish	25.83	1.22	21,016.55	10:29:43	668128	0		1422141	0		754013	0	Bullish	Bullish	162.21		2.13	47,541.80	
10:30:42	573250	0		696916	0		123666	0	Bullish	Bullish	26.32	1.22	21,019.85	10:30:42	668128	0		1422141	0		754013	0	Bullish	Bullish	154.54		2.13	47,548.05	
10:31:45	584255	11005		716640	19724		132385	8719	Bullish	Bullish	29.02	1.23	21,018.90	10:31:45	674491	6363		1440492	18351		766001	11988	Bullish	Bullish	171.85		2.14	47,558.30	
10:32:42	584255	0		716640	0		132385	0	Bullish	Bullish	21.69	1.23	21,018.35	10:32:42	674491	0		1440492	0		766001	0	Bullish	Bullish	146.10		2.14	47,547.75	
10:33:43	584255	0		716640	0		132385	0	Bullish	Bullish	28.59	1.23	21,018.00	10:33:43	671397	-3094	Short C	1451608	11116		780211	14210	Bullish	Bullish	153.41		2.16	47,537.30	
10:34:44	587258	3003		727396	10756		140138	7753	Bullish	Bullish	33.36	1.24	21,020.70	10:34:44	671458	61		1452215	607		780757	546	Bullish	Bullish	157.39		2.16	47,533.05	
10:35:42	587258	0		727396	0		140138	0	Bullish	Bullish	24.87	1.24	21,018.35	10:35:42	671445	-13		1452215	0		780770	13	Bullish	Bullish	149.73		2.16	47,525.90	
10:36:42	587258	0		727396	0		140138	0	Bullish	Bullish	23.89	1.24	21,014.95	10:36:42	671445	0		1452215	0		780770	0	Bullish	Bullish	128.55		2.16	47,506.55	
10:37:42	589357	2099		735108	7712		145751	5613	Bullish	Bullish	23.71	1.25	21,014.30	10:37:42	674249	2804		1451985	-230		777736	-3034	Bullish	Bullish	132.63		2.15	47,516.70	
10:38:44	589358	1		735108	0		145750	-1	Bullish	Bullish	21.39	1.25	21,014.60	10:38:44	674249	0		1451985	0		777736	0	Bullish	Bullish	114.18		2.15	47,522.50	
10:39:43	589358	0		735108	0		145750	0	Bullish	Bullish	26.79	1.25	21,011.90	10:39:43	674249	0		1451985	0		777736	0	Bullish	Bullish	131.78		2.15	47,524.55	
10:40:43	590019	661		737602	2494		147583	1833	Bullish	Bullish	11.93	1.25	20,999.15	10:40:43	681536	7287		1454653	2668		773117	-4619	Bullish	Bullish	113.04		2.13	47,485.55	
10:41:44	590019	0		737602	0		147583	0	Bullish	Bullish	-3.99	1.25	20,976.25	10:41:44	681536	0		1454653	0		773117	0	Bullish	Bullish	6.12		2.13	47,419.70	
10:42:42	590019	0		737602	0		147583	0	Bullish	Bullish	-25.86	1.25	20,964.95	10:42:42	681536	0		1454653	0		773117	0	Bullish	Bullish	-37.63	Buy 47700 PE	2.13	47,388.60	
10:43:43	596000	5981		690553	-47049	Long UW	94553	-53030	Bullish	Bullish	-31.97	1.16	20,962.70	10:43:43	686074	4538		1389844	-64809	Long UW	703770	-69347	Bullish	Bullish	-66.17		2.03	47,337.05	
10:44:43	596000	0		690553	0		94553	0	Bullish	Bullish	-32.50	1.16	20,962.90	10:44:43	686074	0		1389844	0		703770	0	Bullish	Bullish	-88.85		2.03	47,340.65	
10:45:42	596000	0		690553	0		94553	0	Bullish	Bullish	-32.62	1.16	20,962.30	10:45:42	686074	0		1389844	0		703770	0	Bullish	Bullish	-88.22		2.03	47,337.20	
10:46:43	634600	38600		668155	-22398	Long UW	33555	-60998	Bullish	Bullish	-24.63	1.05	20,970.95	10:46:43	710509	24435		1348525	-41319	Long UW	638016	-65754	Bullish	Bullish	-70.56		1.9	47,363.55	
10:47:43	634600	0		668155	0		33555	0	Bullish	Bullish	-20.90	1.05	20,973.80	10:47:43	710509	0		1348525	0		638016	0	Bullish	Bullish	-50.26		1.9	47,370.00	
10:48:44	634600	0		668155	0		33555	0	Bullish	Bullish	-21.60	1.05	20,975.40	10:48:44	710509	0		1348525	0		638016	0	Bullish	Bullish	-70.17		1.9	47,369.35	
10:49:43	658252	23652		673148	4993		14896	-18659	Bullish	Bullish	-18.03	1.02	20,973.65	10:49:43	726741	16232		1348525	0		621784	-16232	Bullish	Bullish	-41.35		1.86	47,365.15	
10:50:42	658252	0		673148	0		14896	0	Bullish	Bullish	-17.93	1.02	20,971.35	10:50:42	726741	0		1351914	3389		625173	3389	Bullish	Bullish	-52.61		1.86	47,363.55	
10:51:43	658252	0		673148	0		14896	0	Bullish	Bullish	-15.65	1.02	20,973.65	10:51:43	726741	0		1351914	0		625173	0	Bullish	Bullish	-60.48		1.86	47,361.10	
10:52:43	666520	8268		674198	1050		7678	-7218	Bullish	Bullish	-16.06	1.01	20,962.90	10:52:43	730645	3904		1356729	4815		626084	911	Bullish	Bullish	-51.74		1.86	47,351.90	
10:53:42	666520	0		674198	0		7678	0	Bullish	Bullish	-39.87	1.01	20,955.00	10:53:42	730645	0		1356729	0		626084	0	Bullish	Bullish	-138.20		1.86	47,288.05	
10:54:42	666520	0		674198	0		7678	0	Bullish	Bullish	-38.64	1.01	20,953.75	10:54:42	730645	0		1356729	0		626084	0	Bullish	Bullish	-123.80	</			



Nifty ATM	Nifty Spot	Nifty Pre CL	Nifty Open	Nifty High	Nifty Low	India VIX	Current Expiry	Exp High	21,105.30	79.20	Not Break	Resistanc	21000	BN ATM	BN Spot	BN Pre CL	BN Open	BN High	BN Low	India VIX	Monday	Exp High	47,548.80	-39.20	Breakout	Resistanc	47500		
21000	20,994.50	20969.4	20,965.30	21,026.10	20,923.70	12.76	2023-12-14	Exp Low	20,825.30	98.40	Not Break	Support	20900	47300	47,284.25	47,262.00	47,233.30	47,588.00	47,186.80	12.76		Exp Low	46,917.80	268.80	Not Break	Support	47000		
Time	Call COI (Bearish ▼)	Call COI (+▲-▼)	Short Covering	Put COI (Bullish ▲)	Put COI (+▲-▼)	Long UW	NET Oi	+▲-▼	Net Oi Signal	Price Action Signal	VWAP Diff	Strike	Nifty PCR	Nifty LTP	Time	Call COI (Bearish ▼)	Call COI (+▲-▼)	Short Covering	Put COI (Bullish ▲)	Put COI (+▲-▼)	Long Unwinding	NET Oi	+▲-▼	Net Oi Signal	Price Action Signal	VWAP Diff	Strike	BN PCR	BN LTP
11:17:43	628662	0		667721	0		39059	0	Bullish	Bullish	15.73	1.06	21,008.15	11:17:43	776328	0		1331196	0		554868	0	Bullish	Bullish	-34.90	1.71	47,370.30		
11:18:44	628662	0		667721	0		39059	0	Bullish	Bullish	23.41	1.06	21,010.45	11:18:44	776328	0		1331196	0		554868	0	Bullish	Bullish	-13.61	1.71	47,386.55		
11:19:42	625607	-3055	Short C	675183	7462		49576	10517	Bullish	Bullish	21.81	1.08	21,009.40	11:19:42	777051	-723		1326314	-4882	Long UW	549263	-5605	Bullish	Bullish	-17.49	1.71	47,382.95		
11:20:43	625607	0		675183	0		49576	0	Bullish	Bullish	19.54	1.08	21,005.10	11:20:43	777048	-23		1326314	0		549266	3	Bullish	Bullish	-13.61	1.71	47,371.90		
11:21:43	625607	0		675183	0		49576	0	Bullish	Bullish	17.36	1.08	21,003.60	11:21:43	777048	0		1326314	0		549266	0	Bullish	Bullish	-30.32	1.71	47,351.60		
11:22:42	620868	-4739	Short C	682980	7797		62112	12536	Bullish	Bullish	9.79	1.1	21,001.25	11:22:42	777486	438		1326095	-219		548609	-657	Bullish	Bullish	-61.05	1.71	47,344.05		
11:23:43	620868	0		682980	0		62112	0	Bullish	Bullish	12.46	1.1	20,999.85	11:23:43	777486	0		1326095	0		548609	0	Bullish	Bullish	-58.24	1.71	47,346.10		
11:25:02	617127	-3741	Short C	695825	12845		78698	16586	Bullish	Bullish	20.51	1.13	21,004.20	11:25:02	779886	2400		1333985	7890		554099	5490	Bullish	Bullish	-34.82	1.71	47,363.35		
11:25:41	617127	0		695825	0		78698	0	Bullish	Bullish	20.51	1.13	21,004.20	11:25:41	779886	0		1333985	0		554099	0	Bullish	Bullish	-34.82	1.71	47,363.35		
11:26:42	617127	0		695825	0		78698	0	Bullish	Bullish	19.38	1.13	20,999.75	11:26:42	779886	0		1333985	0		554099	0	Bullish	Bullish	-19.94	1.71	47,358.40		
11:27:43	617127	0		695825	0		78698	0	Bullish	Bullish	10.46	1.13	20,996.40	11:27:43	779886	0		1333985	0		554099	0	Bullish	Bullish	-45.83	1.71	47,347.00		
11:28:42	619324	2197		703530	7705		84206	5508	Bullish	Bullish	13.53	1.14	20,996.40	11:28:42	783790	3904		1334655	670		550865	-3234	Bullish	Bullish	-35.11	1.7	47,352.90		
11:29:43	619324	0		703530	0		84206	0	Bullish	Bullish	13.26	1.14	20,997.45	11:29:43	783672	-118		1334655	0		550983	118	Bullish	Bullish	-40.08	1.7	47,346.50		
11:30:42	619324	0		703530	0		84206	0	Bullish	Bullish	11.20	1.14	20,994.00	11:30:42	783672	0		1334655	0		550983	0	Bullish	Bullish	-40.17	1.7	47,343.65		
11:31:43	620917	1593		709538	6008		88621	4415	Bullish	Bullish	9.24	1.14	20,989.75	11:31:43	781682	-1990	Short C	1338000	3345		556318	5335	Bullish	Bullish	-39.48	1.71	47,336.45		
11:32:42	620917	0		709538	0		88621	0	Bullish	Bullish	3.93	1.14	20,989.85	11:32:42	781682	0		1338000	0		556318	0	Bullish	Bullish	-56.45	1.71	47,336.30		
11:33:42	620917	0		709538	0		88621	0	Bullish	Bullish	13.16	1.14	20,992.35	11:33:42	781682	0		1338000	0		556318	0	Bullish	Bullish	-29.80	1.71	47,349.80		
11:34:43	622682	1765		705906	-3632	Long UW	83224	-5397	Bullish	Bullish	13.11	1.13	20,993.75	11:34:43	781893	211		1341942	3942		560049	3731	Bullish	Bullish	-29.77	1.72	47,346.65		
11:35:43	622682	0		705906	0		83224	0	Bullish	Bullish	10.23	1.13	20,995.15	11:35:43	781804	-89		1341942	0		560138	89	Bullish	Bullish	-26.77	1.72	47,342.75		
11:36:42	622682	0		705906	0		83224	0	Bullish	Bullish	10.23	1.13	20,997.55	11:36:42	781804	0		1341942	0		560138	0	Bullish	Bullish	-26.77	1.72	47,355.70		
11:37:42	628897	6215		704827	-1079	Long UW	75930	-7294	Bullish	Bullish	11.01	1.12	20,995.80	11:37:42	781671	-133		1342525	583		560854	716	Bullish	Bullish	-23.07	1.72	47,353.45		
11:38:42	628908	11		704827	0		75919	-11	Bullish	Bullish	5.16	1.12	20,989.45	11:38:42	781671	0		1342568	43		560897	43	Bullish	Bullish	-42.09	1.72	47,343.60		
11:39:42	628908	0		704827	0		75919	0	Bullish	Bullish	-6.58	1.12	20,985.55	11:39:42	781671	0		1342568	0		560897	0	Bullish	Bullish	-59.32	1.72	47,331.85		
11:40:42	632882	3974		692138	-12689	Long UW	59256	-16663	Bullish	Bullish	-4.36	1.09	20,987.70	11:40:42	784615	2944		1340446	-2122	Long UW	555831	-5066	Bullish	Bullish	-54.30	1.71	47,336.15		
11:41:43	632882	0		692138	0		59256	0	Bullish	Bullish	-9.46	1.09	20,987.70	11:41:43	784615	0		1340446	0		555831	0	Bullish	Bullish	-84.36	1.71	47,336.15		
11:42:42	632882	0		692138	0		59256	0	Bullish	Bullish	-5.94	1.09	20,987.75	11:42:42	784615	0		1340446	0		555831	0	Bullish	Bullish	-81.35	1.71	47,332.85		
11:43:42	634538	1656		684532	-7606	Long UW	49994	-9262	Bullish	Bullish	-1.91	1.08	20,992.25	11:43:42	790887	6272		1336765	-3681	Long UW	545878	-9953	Bullish	Bullish	-64.75	1.69	47,334.40		
11:44:46	634538	0		684532	0		49994	0	Bullish	Bullish	0.48	1.08	20,996.10	11:44:46	790914	27		1336765	0		545851	-27	Bullish	Bullish	-54.80	1.69	47,350.10		
11:45:43	634538	0		684532	0		49994	0	Bullish	Bullish	0.48	1.08	20,994.55	11:45:43	790914	0		1336765	0		545851	0	Bullish	Bullish	-54.80	1.69	47,346.00		
11:46:42	634172	-366		678277	-6255	Long UW	44105	-5889	Bullish	Bullish	7.68	1.07	20,999.15	11:46:42	791655	741		1338628	1863		546973	1122	Bullish	Bullish	-35.10	1.69	47,363.50		
11:47:44	634172	0		678277	0		44105	0	Bullish	Bullish	10.37	1.07	21,000.15	11:47:44	791647	-8		1338628	0		546981	8	Bullish	Bullish	-18.19	1.69	47,371.35		
11:48:42	634172	0		678277	0		44105	0	Bullish	Bullish	4.66	1.07	20,994.80	11:48:42	791647	0		1338628	0		546981	0	Bullish	Bullish	-28.01	1.69	47,364.50		
11:49:43	634904	732		678877	600		43973	-132	Bullish	Bullish	4.66	1.07	20,991.00	11:49:43	792033	386		1333674	-4954	Long UW	541641	-5340	Bullish	Bullish	-28.01	1.68	47,352.00		
11:50:43	634887	-17		678877	0		43990	17	Bullish	Bullish	-4.24	1.07	20,992.40	11:50:43	792033	0		1333674	0		541641	0	Bullish	Bullish	-47.96	1.68	47,352.35		
11:51:43	634887	0		678877	0		43990	0	Bullish	Bullish	-3.33	1.07	20,991.20	11:51:43	792033	0		1333674	0		541641	0	Bullish	Bullish	-50.49	1.68	47,351.70		
11:52:41	635701	814		679297	420		43596	-394	Bullish	Bullish	-0.23	1.07	20,988.15	11:52:41	792060	27		1336964	3290		544904	3263	Bullish	Bullish	-39.79	1.69	47,354.55		
11:53:42	635701	0		679297	0		43596	0	Bullish	Bullish	-6.85	1.07	20,984.30	11:53:42	792086	26		1336964	0		544878	-26	Bullish	Bullish	-48.84	1.69	47,345.55		
11:54:42	635701	0		679297	0		43596	0	Bullish	Bullish	-7.52	1.07	20,982.35	11:54:42	792086	0		1336964	0		544878	0	Bullish	Bullish	-56.86	1.69	47,343.00		
11:55:43	643304	7603		674768	-4529	Long UW	31464	-12132	Bullish	Bullish	-15.72	1.05	20,975.25	11:55:43	796237	4151		1334929	-2035	Long UW	538692	-6186	Bullish	Bullish	-71.18	1.68	47,327.20		
11:56:43	643304	0		674768	0		31464	0	Bullish	Bullish	-21.83	1.05	20,978.35	11:56:43	796237	0		1334929	0		538692	0	Bullish	Bullish	-66.85	1.68	47,334.85		
11:57:44	643304	0		674768	0		31464	0	Bullish	Bullish	-16.75	1.05	20,979.90	11:57:44	796237	0		1334929	0		538692	0	Bullish	Bullish	-61.55	1.68</			

Nifty ATM	Nifty Spot	Nifty Pre CL	Nifty Open	Nifty High	Nifty Low	India VIX	Current Expiry	Exp High	21,105.30	79.20	Not Break	Resistanc	21000	BN ATM	BN Spot	BN Pre CL	BN Open	BN High	BN Low	India VIX	Monday		Exp High	47,548.80	-39.20	Breakout	Resistanc	47500	
21000	20,994.50	20969.4	20,965.30	21,026.10	20,923.70	12.76	2023-12-14	Exp Low	20,825.30	98.40	Not Break	Support	20900	47300	47,284.25	47,262.00	47,233.30	47,588.00	47,186.80	12.76			Exp Low	46,917.80	268.80	Not Break	Support	47000	
Time	Call COI (Bearish ▼)	Call COI (+▲-▼)	Short Covering	Put COI (Bullish ▲)	Put COI (+▲-▼)	Long UW	NET Oi	+▲-▼	Net Oi Signal	Price Action Signal	VWAP Diff	Strike	Nifty PCR	Nifty LTP	Time	Call COI (Bearish ▼)	Call COI (+▲-▼)	Short Covering	Put COI (Bullish ▲)	Put COI (+▲-▼)	Long Unwinding	NET Oi	+▲-▼	Net Oi Signal	Price Action Signal	VWAP Diff	Strike	BN PCR	BN LTP
12:19:42	656110	4254		679036	0		22926	-4254	Bullish	Bearish	-9.53		1.03	20,977.35	12:19:42	802161	209		1339970	-2505	Long UW	537809	-2714	Bullish	Bearish	-47.61	1.67	47,352.95	
12:20:53	656110	0		679288	252		23178	252	Bullish	Bearish	-10.67		1.04	20,973.30	12:20:53	802161	0		1339970	0		537809	0	Bullish	Bearish	-36.09	1.67	47,343.50	
12:21:43	656110	0		679288	0		23178	0	Bullish	Bearish	-10.67		1.04	20,978.35	12:21:43	802161	0		1339970	0		537809	0	Bullish	Bearish	-36.09	1.67	47,356.85	
12:22:43	665586	9476		678085	-1203	Long UW	12499	-10679	Bullish	Bearish	-11.71		1.02	20,977.90	12:22:43	803792	1631		1341298	1328		537506	-303	Bullish	Bearish	-35.17	1.67	47,366.15	
12:23:43	665586	0		678085	0		12499	0	Bullish	Bearish	-14.06		1.02	20,972.30	12:23:43	803791	-1		1340479	-819		536688	-818	Bullish	Bearish	-33.96	1.67	47,347.55	
12:24:43	665586	0		678085	0		12499	0	Bullish	Bearish	-18.04		1.02	20,971.40	12:24:43	803791	0		1340479	0		536688	0	Bullish	Bearish	-47.99	1.67	47,350.15	
12:25:43	665586	0		675284	-2801	Long UW	9698	-2801	Bullish	Bearish	-18.63		1.01	20,966.65	12:25:43	805822	2031		1341659	1180		535837	-851	Bullish	Bearish	-49.48	1.66	47,342.75	
12:26:43	675874	10288		675284	0		-590	-10288	Bearish	Bearish	-19.64		1	20,972.65	12:26:43	805872	50		1341659	0		535787	-50	Bullish	Bearish	-57.95	1.66	47,350.60	
12:27:45	675874	0		675284	0		-590	0	Bearish	Bearish	-18.92		1	20,972.65	12:27:45	805872	0		1341659	0		535787	0	Bullish	Bearish	-45.52	1.66	47,350.60	
12:28:43	679412	3538		675284	0		-4128	-3538	Bearish	Bearish	-15.27		0.99	20,973.65	12:28:43	805681	-191		1339750	-1909	Long UW	534069	-1718	Bullish	Bearish	-41.50	1.66	47,350.00	
12:29:42	679426	14		672287	-2997	Long UW	-7139	-3011	Bearish	Bearish	-19.92		0.99	20,971.50	12:29:42	805678	-3		1339750	0		534072	3	Bullish	Bearish	-56.35	1.66	47,337.45	
12:30:43	679426	0		672287	0		-7139	0	Bearish	Bearish	-18.85		0.99	20,969.90	12:30:43	805678	0		1339750	0		534072	0	Bullish	Bearish	-57.38	1.66	47,335.80	
12:31:43	684420	4994		673781	1494		-10639	-3500	Bearish	Bearish	-24.51		0.98	20,969.30	12:31:43	809894	4216		1340389	639		530495	-3577	Bullish	Bearish	-66.52	1.66	47,332.30	
12:32:44	684420	0		673781	0		-10639	0	Bearish	Bearish	-22.08		0.98	20,970.25	12:32:44	809894	0		1340389	0		530495	0	Bullish	Bearish	-76.17	1.66	47,328.60	
12:33:42	684420	0		673781	0		-10639	0	Bearish	Bearish	-19.10		0.98	20,969.75	12:33:42	809894	0		1340389	0		530495	0	Bullish	Bearish	-57.42	1.66	47,330.10	
12:34:42	685337	917		672339	-1442	Long UW	-12998	-2359	Bearish	Bearish	-17.81		0.98	20,968.70	12:34:42	809894	0		1346091	5702		536197	5702	Bullish	Bearish	-59.49	1.66	47,321.25	
12:35:43	685337	0		672339	0		-12998	0	Bearish	Bearish	-23.79		0.98	20,964.80	12:35:43	809212	-682		1346091	0		536879	682	Bullish	Bearish	-62.46	1.66	47,318.10	
12:36:42	685337	0		672339	0		-12998	0	Bearish	Bearish	-17.66		0.98	20,968.40	12:36:42	809212	0		1346091	0		536879	0	Bullish	Bearish	-54.94	1.66	47,334.30	
12:37:43	686304	967		675869	3530		-10435	2563	Bearish	Bearish	-17.87		0.98	20,965.65	12:37:43	807161	-2051	Short C	1345995	-96		538834	1955	Bullish	Bearish	-53.84	1.67	47,328.10	
12:38:43	686304	0		675869	0		-10435	0	Bullish	Bullish	-22.51		0.98	20,969.80	12:38:43	807161	0		1345995	0		538834	0	Bullish	Bearish	-83.09	1.67	47,319.70	
12:39:43	686304	0		675869	0		-10435	0	Bearish	Bearish	-17.98		0.98	20,967.10	12:39:43	807161	0		1345995	0		538834	0	Bullish	Bearish	-60.63	1.67	47,323.50	
12:40:42	691939	5635		668651	-7218	Long UW	-23288	-12853	Bearish	Bullish	-18.40		0.97	20,972.95	12:40:42	807282	121		1332156	-13839	Long UW	524874	-13960	Bullish	Bearish	-52.72	1.65	47,342.85	
12:41:42	691937	-2		668651	0		-23286	2	Bearish	Bullish	-10.38		0.97	20,974.00	12:41:42	807306	24		1332156	0		524850	-24	Bullish	Bullish	-30.79	1.65	47,350.65	
12:42:42	691937	0		668651	0		-23286	0	Bearish	Bullish	-10.52		0.97	20,973.85	12:42:42	807306	0		1332156	0		524850	0	Bullish	Bullish	-19.85	1.65	47,354.10	
12:43:42	697888	5951		669955	1304		-27933	-4647	Bearish	Bullish	-10.91		0.96	20,970.15	12:43:42	807306	0		1341027	8871		533721	8871	Bullish	Bullish	-40.98	1.66	47,345.85	
12:44:42	697888	0		669955	0		-27933	0	Bearish	Bullish	-13.40		0.96	20,973.05	12:44:42	810853	3547		1341027	0		530174	-3547	Bullish	Bullish	-45.09	1.65	47,346.05	
12:45:42	697888	0		669955	0		-27933	0	Bearish	Bullish	-15.69		0.96	20,971.70	12:45:42	810853	0		1341027	0		530174	0	Bullish	Bullish	-52.53	1.65	47,345.10	
12:46:43	701089	3201		669955	0		-31134	-3201	Bearish	Bullish	-11.33		0.96	20,973.10	12:46:43	816084	5231		1341027	0		524943	-5231	Bullish	Bullish	-37.51	1.64	47,353.75	
12:47:42	701089	0		670879	924		-30210	924	Bearish	Bullish	-14.02		0.96	20,976.70	12:47:42	816107	23		1348791	7764		532684	7741	Bullish	Bullish	-39.49	1.65	47,352.05	
12:48:44	701089	0		670879	0		-30210	0	Bearish	Bullish	-12.06		0.96	20,978.00	12:48:44	816107	0		1348791	0		532684	0	Bullish	Bullish	-42.50	1.65	47,348.95	
12:49:42	701089	0		670493	-386		-30596	-386	Bearish	Bullish	-3.17		0.96	20,981.30	12:49:42	817921	1814		1353020	4229		535099	2415	Bullish	Bullish	-22.41	1.65	47,355.15	
12:50:42	702217	1128		670493	0		-31724	-1128	Bearish	Bullish	-4.27		0.95	20,979.45	12:50:42	817913	-8		1353020	0		535107	8	Bullish	Bullish	-33.86	1.65	47,352.30	
12:51:43	702217	0		670493	0		-31724	0	Bearish	Bullish	-9.51		0.95	20,975.35	12:51:43	817913	0		1353020	0		535107	0	Bullish	Bullish	-47.32	1.65	47,339.05	
12:52:41	700596	-1621	Short C	666155	-4338	Long UW	-34441	-2717	Bearish	Bullish	-8.29		0.95	20,977.40	12:52:41	818734	821		1353020	0		534286	-821	Bullish	Bullish	-37.51	1.65	47,345.35	
12:53:44	700596	0		666155	0		-34441	0	Bearish	Bearish	-15.62		0.95	20,970.35	12:53:44	818734	0		1357226	4206		538492	4206	Bullish	Bearish	-56.86	1.66	47,326.80	
12:54:42	700596	0		666155	0		-34441	0	Bearish	Bearish	-16.19		0.95	20,971.50	12:54:42	818734	0		1357226	0		538492	0	Bullish	Bearish	-57.60	1.66	47,333.40	
12:55:44	705103	4507		667048	893		-38055	-3614	Bearish	Bearish	-14.03		0.95	20,971.50	12:55:44	821502	2768		1360991	3765		539489	997	Bullish	Bearish	-47.11	1.66	47,333.40	
12:56:43	705116	13		667048	0		-38068	-13	Bearish	Bullish	-16.07		0.95	20,974.70	12:56:43	821499	-3		1360991	0		539492	3	Bullish	Bearish	-53.18	1.66	47,341.05	
12:57:42	705116	0		667048	0		-38068	0	Bearish	Bearish	-16.24		0.95	20,971.00	12:57:42	821499	0		1360991	0		539492	0	Bullish	Bearish	-51.99	1.66	47,343.50	
12:58:44	707170	2054		667999	951		-39171	-1103	Bearish	Bearish	-15.93		0.94	20,971.50	12:58:44	824337	2838		1364583	3592		540246	754	Bullish	Bearish	-55.28</			


Nifty ATM	Nifty Spot	Nifty Pre C	Nifty Open	Nifty High	Nifty Low	India VIX	Current Expiry	Exp High	21,105.30	79.20	Not Break	Resistanc	21000	BN ATM	BN Spot	BN Pre CL	BN Open	BN High	BN Low	India VIX	Monday	Exp High	47,548.80	-39.20	Breakout	Resistanc	47500		
21000	20,994.50	20969.4	20,965.30	21,026.10	20,923.70	12.76	2023-12-14	Exp Low	20,825.30	98.40	Not Break	Support	20900	47300	47,284.25	47,262.00	47,233.30	47,588.00	47,186.80	12.76	Observer	Exp Low	46,917.80	268.80	Not Break	Support	47000		
Time	Call COI (Bearish ▼)	Call COI (+▲-▼)	Short Covering	Put COI (Bullish ▲)	Put COI (+▲-▼)	Long UW	NET Oi	+▲-▼	Net Oi Signal	Price Action Signal	VWAP Diff	Strike	Nifty PCR	Nifty LTP	Time	Call COI (Bearish ▼)	Call COI (+▲-▼)	Short Covering	Put COI (Bullish ▲)	Put COI (+▲-▼)	Long Unwinding	NET Oi	+▲-▼	Net Oi Signal	Price Action Signal	VWAP Diff	Strike	BN PCR	BN LTP
13:21:43	705437	0		671279	0		-34158	0	Bearish	Bullish	-0.61		0.95	20,984.50	13:21:43	829830	0		1365827	0		535997	0	Bullish	Bullish	-1.46		1.65	47,374.95
13:22:42	706897	1460		672190	911		-34707	-549	Bearish	Bullish	-2.75		0.95	20,981.35	13:22:42	829830	0		1365827	0		535997	0	Bullish	Bullish	-17.80		1.65	47,366.65
13:23:43	706897	0		672190	0		-34707	0	Bearish	Bullish	-9.50		0.95	20,978.65	13:23:43	832969	3139		1364795	-1032	Long UW	531826	-4171	Bullish	Bullish	-16.39		1.64	47,373.05
13:24:43	706897	0		672190	0		-34707	0	Bearish	Bullish	-8.84		0.95	20,981.75	13:24:43	832969	0		1364795	0		531826	0	Bullish	Bullish	-14.23		1.64	47,374.65
13:25:44	707931	1034		672988	798		-34943	-236	Bearish	Bullish	-3.69		0.95	20,983.95	13:25:44	837300	4331		1364795	0		527495	-4331	Bullish	Bullish	-6.22		1.63	47,382.00
13:26:42	707931	0		672988	0		-34943	0	Bearish	Bullish	1.06		0.95	20,987.95	13:26:42	837300	0		1365779	984		528479	984	Bullish	Bullish	18.96	Buy 47100 CE	1.63	47,389.25
13:27:43	707931	0		672988	0		-34943	0	Bearish	Bullish	-1.89		0.95	20,986.05	13:27:43	837300	0		1365779	0		528479	0	Bullish	Bullish	9.22		1.63	47,386.55
13:28:43	709072	1141		672039	-949		-37033	-2090	Bearish	Bullish	-3.03		0.95	20,987.55	13:28:43	837300	0		1370541	4762		533241	4762	Bullish	Bullish	8.27		1.64	47,398.00
13:29:43	708833	-239		672039	0		-36794	239	Bearish	Bullish	-3.23		0.95	20,984.90	13:29:43	837441	141		1370541	0		533100	-141	Bullish	Bullish	14.30		1.64	47,392.80
13:30:44	708833	0		672039	0		-36794	0	Bearish	Bullish	-6.38		0.95	20,983.85	13:30:44	837441	0		1370541	0		533100	0	Bullish	Bullish	8.23		1.64	47,390.75
13:31:44	712396	3563		672961	922		-39435	-2641	Bearish	Bullish	-4.62		0.94	20,983.70	13:31:44	843318	5877		1370541	0		527223	-5877	Bullish	Bullish	8.57		1.63	47,392.45
13:32:43	712396	0		672961	0		-39435	0	Bearish	Bullish	-6.47		0.94	20,983.15	13:32:43	843318	0		1373564	3023		530246	3023	Bullish	Bullish	-1.89		1.63	47,384.30
13:33:44	712396	0		672961	0		-39435	0	Bearish	Bullish	-9.80		0.94	20,979.55	13:33:44	843318	0		1373564	0		530246	0	Bullish	Bullish	-7.93		1.63	47,380.45
13:34:42	713103	707		672961	0		-40142	-707	Bearish	Bullish	-7.79		0.94	20,984.55	13:34:42	843126	-192		1371377	-2187	Long UW	528251	-1995	Bullish	Bullish	6.33		1.63	47,384.70
13:35:44	713103	0		675378	2417		-37725	2417	Bearish	Bullish	1.11		0.95	20,986.65	13:35:44	843174	48		1371377	0		528203	-48	Bullish	Bullish	8.67		1.63	47,391.65
13:36:43	713103	0		675378	0		-37725	0	Bearish	Bullish	1.31		0.95	20,988.30	13:36:43	843174	0		1371377	0		528203	0	Bullish	Bullish	12.76		1.63	47,392.85
13:37:42	713103	0		675844	466		-37259	466	Bearish	Bullish	4.30		0.95	20,991.05	13:37:42	843174	0		1372735	1358		529561	1358	Bullish	Bullish	10.49		1.63	47,383.35
13:38:43	707809	-5294	Short C	675844	0		-31965	5294	Bearish	Bullish	1.19		0.95	20,988.75	13:38:43	841409	-1765	Short C	1372735	0		531326	1765	Bullish	Bullish	9.33		1.63	47,391.20
13:39:42	707809	0		675844	0		-31965	0	Bearish	Bullish	5.09		0.95	20,991.10	13:39:42	841409	0		1372735	0		531326	0	Bullish	Bullish	16.27		1.63	47,394.85
13:40:43	707102	-707		679534	3690		-27568	4397	Bearish	Bullish	1.94		0.96	20,988.85	13:40:43	841409	0		1372735	0		531326	0	Bullish	Bullish	8.36		1.63	47,385.90
13:41:43	707117	15		679534	0		-27583	-15	Bearish	Bullish	-2.01		0.96	20,987.35	13:41:43	840483	-926		1372577	-158		532094	768	Bullish	Bullish	-8.30		1.63	47,379.30
13:42:43	707117	0		679534	0		-27583	0	Bearish	Bullish	-0.21		0.96	20,988.30	13:42:43	840483	0		1372577	0		532094	0	Bullish	Bullish	-1.64		1.63	47,385.50
13:43:40	707117	0		680261	727		-26856	727	Bearish	Bullish	8.62		0.96	20,994.70	13:43:40	827777	-12706	Short C	1369941	-2636	Long UW	542164	10070	Bullish	Bullish	5.71		1.65	47,398.00
13:44:42	696273	-10844	Short C	680261	0		-16012	10844	Bearish	Bullish	6.20		0.98	20,993.30	13:44:42	827777	0		1369941	0		542164	0	Bullish	Bullish	28.01		1.65	47,392.00
13:45:44	696273	0		680261	0		-16012	0	Bearish	Bullish	6.09		0.98	20,993.15	13:45:44	827777	0		1369941	0		542164	0	Bullish	Bullish	18.90		1.65	47,394.95
13:46:43	695135	-1138	Short C	678700	-1561	Long UW	-16435	-423	Bearish	Bullish	3.74		0.98	20,988.60	13:46:43	827777	0		1369941	0		542164	0	Bullish	Bullish	17.58		1.65	47,390.10
13:47:43	695135	0		678700	0		-16435	0	Bearish	Bullish	3.93		0.98	20,989.90	13:47:43	832988	5211		1369936	-5		536948	-5216	Bullish	Bullish	20.54		1.64	47,395.70
13:48:42	695135	0		678700	0		-16435	0	Bearish	Bullish	-0.27		0.98	20,985.45	13:48:42	832988	0		1369936	0		536948	0	Bullish	Bullish	12.51		1.64	47,383.55
13:49:43	695877	742		678122	-578		-17755	-1320	Bearish	Bullish	0.53		0.97	20,987.65	13:49:43	834773	1785		1369936	0		535163	-1785	Bullish	Bullish	14.24		1.64	47,388.60
13:50:44	695877	0		678122	0		-17755	0	Bearish	Bullish	1.42		0.97	20,984.60	13:50:44	834773	0		1372039	2103		537266	2103	Bullish	Bullish	23.71		1.64	47,386.65
13:51:45	695877	0		678122	0		-17755	0	Bearish	Bullish	-3.87		0.97	20,983.10	13:51:45	834772	-1		1372039	0		537267	1	Bullish	Bullish	9.45		1.64	47,381.20
13:52:44	695877	0		678255	133		-17622	133	Bearish	Bullish	-2.52		0.97	20,982.40	13:52:44	834772	0		1371906	-133		537134	-133	Bullish	Bullish	1.34		1.64	47,377.50
13:53:43	695422	665		678255	0		-18287	-665	Bearish	Bullish	-7.11		0.97	20,975.50	13:53:43	834199	-573		1371906	0		537707	573	Bullish	Bullish	-10.10		1.64	47,368.60
13:54:43	695422	0		678255	0		-18287	0	Bearish	Bullish	-9.84		0.97	20,977.25	13:54:43	834195	-4		1371906	0		537711	4	Bullish	Bullish	-28.92	Buy 47700 PE	1.64	47,357.35
13:55:41	700607	4065		676915	-1340	Long UW	-23692	-5405	Bearish	Bullish	-13.16		0.97	20,975.10	13:55:41	834195	0		1371906	0		537711	0	Bullish	Bullish	-39.82		1.64	47,355.30
13:56:44	700607	0		676915	0		-23692	0	Bearish	Bullish	-7.99		0.97	20,975.75	13:56:44	833120	-1075	Short C	1367567	-4339	Long UW	534447	-3264	Bullish	Bullish	-20.90		1.64	47,357.75
13:57:42	700607	0		676915	0		-23692	0	Bearish	Bullish	-10.66		0.97	20,973.45	13:57:42	833120	0		1367567	0		534447	0	Bullish	Bullish	-32.88		1.64	47,338.95
13:58:42	702222	1615		676915	0		-25307	-1615	Bearish	Bullish	-8.35		0.96	20,979.15	13:58:42	832323	-797		1371189	3622		538866	4419	Bullish	Bullish	-21.54		1.65	47,365.10
13:59:42	702222	0		679936	3021		-22286	3021	Bearish	Bullish	-5.04		0.97	20,980.95	13:59:42	832317	-6		1371189	0		538872	6	Bullish	Bullish	-14.18		1.65	47,365.15
14:00:42	702222	0		679936	0		-22286	0	Bearish	Bullish	-8.77		0.97	20,978.90	14:00:42														

Nifty ATM	Nifty Spot	Nifty Pre C	Nifty Open	Nifty High	Nifty Low	India VIX	Current Expiry	Exp High	21,105.30	79.20	Not Break	Resistanc	21000	BN ATM	BN Spot	BN Pre CL	BN Open	BN High	BN Low	India VIX	Monday	Exp High	47,548.80	-39.20	Breakout	Resistanc	47500		
21000	20,994.50	20969.4	20,965.30	21,026.10	20,923.70	12.76	2023-12-14	Exp Low	20,825.30	98.40	Not Break	Support	20900	47300	47,284.25	47,262.00	47,233.30	47,588.00	47,186.80	12.76		Exp Low	46,917.80	268.80	Not Break	Support	47000		
Time	Call COI (Bearish ▼)	Call COI (+▲▼)	Short Covering	Put COI (Bullish ▲)	Put COI (+▲▼)	Long UW	NET Oi	+▲▼	Net Oi Signal	Price Action Signal	VWAP Diff	Strike	Nifty PCR	Nifty LTP	Time	Call COI (Bearish ▼)	Call COI (+▲▼)	Short Covering	Put COI (Bullish ▲)	Put COI (+▲▼)	Long Unwinding	NET Oi	+▲▼	Net Oi Signal	Price Action Signal	VWAP Diff	Strike	BN PCR	BN LTP
14:23:44	669598	-28		704441	5010		34843	5038	Bullish	Bullish	10.14		1.05	20,992.30	14:23:44	838009	-37		1377271	261		539262	298	Bullish	Bearish	17.62		1.64	47,379.80
14:24:42	669598	0		704441	0		34843	0	Bullish	Bullish	15.06		1.05	20,994.45	14:24:42	838009	0		1377271	0		539262	0	Bullish	Bullish	30.54		1.64	47,393.85
14:25:42	669598	0		704441	0		34843	0	Bullish	Bullish	11.15		1.05	20,994.30	14:25:42	838009	0		1377271	0		539262	0	Bullish	Bullish	25.52		1.64	47,392.35
14:26:42	666063	-3535	Short C	706426	1985		40363	5520	Bullish	Bullish	13.03		1.06	20,993.60	14:26:42	835558	-2451	Short C	1368864	-8407	Long UW	533306	-5956	Bullish	Bullish	26.44		1.64	47,392.90
14:27:42	666063	0		706426	0		40363	0	Bullish	Bearish	7.52		1.06	20,988.90	14:27:42	835558	0		1368864	0		533306	0	Bullish	Bearish	4.58		1.64	47,383.60
14:28:42	664804	-1259	Short C	704294	-2132	Long UW	39490	-873	Bullish	Bearish	7.02		1.06	20,987.10	14:28:42	835739	181		1367791	-1073	Long UW	532052	-1254	Bullish	Bearish	-2.53		1.64	47,369.70
14:29:42	664804	0		704294	0		39490	0	Bullish	Bearish	5.96		1.06	20,986.10	14:29:42	835739	0		1367791	0		532052	0	Bullish	Bearish	-2.53		1.64	47,364.80
14:30:48	661841	-2963	Short C	704294	0		42453	2963	Bullish	Bearish	3.00		1.06	20,984.40	14:30:48	834063	-1676	Short C	1367791	0		533728	1676	Bullish	Bearish	-17.60	Buy 47700 PE	1.64	47,367.20
14:31:42	661841	0		704294	0		42453	0	Bullish	Bearish	3.00		1.06	20,990.55	14:31:42	834063	0		1367791	0		533728	0	Bullish	Bearish	-17.60		1.64	47,374.05
14:32:43	661849	8		703879	-415		42030	-423	Bullish	Bullish	9.95		1.06	20,994.15	14:32:43	832698	-1365	Short C	1367779	-12		535081	1353	Bullish	Bearish	5.95		1.64	47,384.30
14:33:43	661849	0		703879	0		42030	0	Bullish	Bullish	10.13		1.06	20,995.90	14:33:43	832698	0		1367779	0		535081	0	Bullish	Bullish	10.64		1.64	47,385.15
14:34:43	661849	0		703879	0		42030	0	Bullish	Bullish	8.17		1.06	20,996.10	14:34:43	832698	0		1367779	0		535081	0	Bullish	Bearish	16.44	Buy 47100 CE	1.64	47,382.75
14:35:42	659622	-2227	Short C	700892	-2987	Long UW	41270	-760	Bullish	Bullish	8.31		1.06	20,998.05	14:35:42	831571	-1127	Short C	1367235	-544		535664	583	Bullish	Bullish	14.13		1.64	47,386.55
14:36:42	659622	0		700892	0		41270	0	Bullish	Bullish	15.94		1.06	21,003.90	14:36:42	831557	-14		1367235	0		535678	14	Bullish	Bullish	42.27		1.64	47,406.90
14:37:42	659454	-168		695809	-5083	Long UW	36355	-4915	Bullish	Bullish	9.91		1.06	21,003.90	14:37:42	826906	-4651	Short C	1353941	-13294	Long UW	527035	-8643	Bullish	Bullish	37.17		1.64	47,406.90
14:38:44	659454	0		695809	0		36355	0	Bullish	Bullish	10.55		1.06	20,998.30	14:38:44	826906	0		1353941	0		527035	0	Bullish	Bullish	47.15		1.64	47,409.45
14:39:43	659454	0		695809	0		36355	0	Bullish	Bullish	10.24		1.06	20,999.60	14:39:43	826906	0		1353941	0		527035	0	Bullish	Bullish	43.39		1.64	47,408.90
14:40:43	657819	-1635	Short C	695809	0		37990	1635	Bullish	Bullish	14.07		1.06	21,000.95	14:40:43	827809	903		1359308	5367		531499	4464	Bullish	Bullish	55.01		1.64	47,410.70
14:41:42	657819	0		697319	1510		39500	1510	Bullish	Bullish	13.72		1.06	21,003.55	14:41:42	827794	-15		1359308	0		531514	15	Bullish	Bullish	68.31		1.64	47,421.00
14:42:43	657819	0		697319	0		39500	0	Bullish	Bullish	15.38		1.06	20,997.35	14:42:43	827794	0		1359308	0		531514	0	Bullish	Bullish	47.84		1.64	47,400.35
14:43:42	657819	0		697319	0		39500	0	Bullish	Bullish	12.76		1.06	20,996.80	14:43:42	827794	0		1359308	0		531514	0	Bullish	Bullish	52.64		1.64	47,402.75
14:44:42	653224	-4595	Short C	696374	-945		43150	3650	Bullish	Bullish	10.15		1.07	20,997.75	14:44:42	812544	-15250	Short C	1360884	1576		548340	16826	Bullish	Bullish	42.02		1.67	47,399.50
14:45:42	653224	0		696374	0		43150	0	Bullish	Bullish	11.69		1.07	20,996.95	14:45:42	812544	0		1360884	0		548340	0	Bullish	Bullish	35.52		1.67	47,393.55
14:46:43	651631	-1593	Short C	698519	2145		46888	3738	Bullish	Bullish	14.17		1.07	20,996.65	14:46:43	802342	-10202	Short C	1359577	-1307	Long UW	557235	8895	Bullish	Bearish	37.34		1.69	47,385.10
14:47:42	651631	0		698519	0		46888	0	Bullish	Bullish	19.24		1.07	20,998.85	14:47:42	802342	0		1359577	0		557235	0	Bullish	Bullish	47.33		1.69	47,394.80
14:48:43	651631	0		698519	0		46888	0	Bullish	Bullish	19.24		1.07	21,001.20	14:48:43	802342	0		1359577	0		557235	0	Bullish	Bullish	47.33		1.69	47,418.05
14:49:42	645189	-6442	Short C	698519	0		53330	6442	Bullish	Bearish	15.67		1.08	21,001.95	14:49:42	802342	0		1360084	507		557742	507	Bullish	Bullish	38.70		1.7	47,410.65
14:50:44	645189	0		695478	-3041	Long UW	50289	-3041	Bullish	Bearish	15.10		1.08	21,002.55	14:50:44	802279	-63		1360077	-7		557798	56	Bullish	Bullish	40.00		1.7	47,417.55
14:51:43	645189	0		695478	0		50289	0	Bullish	Bullish	15.10		1.08	20,999.85	14:51:43	802279	0		1360077	0		557798	0	Bullish	Bullish	40.00		1.7	47,410.90
14:52:43	645189	0		695478	0		50289	0	Bullish	Bearish	13.23		1.08	20,997.00	14:52:43	805309	3030		1360077	0		554768	-3030	Bullish	Bearish	33.30		1.69	47,393.50
14:53:43	640130	-5059	Short C	690894	-4584	Long UW	50764	475	Bullish	Bearish	17.02		1.08	20,999.55	14:53:43	805309	0		1360153	76		554844	76	Bullish	Bearish	31.90		1.69	47,400.55
14:54:44	638951	-1179	Short C	691922	1028		52971	2207	Bullish	Bearish	10.56		1.08	20,999.45	14:54:44	801538	-3771	Short C	1360153	0		558615	3771	Bullish	Bearish	11.88		1.7	47,389.90
14:55:44	638951	0		691922	0		52971	0	Bullish	Bearish	8.33		1.08	20,996.10	14:55:44	801547	9		1359279	-874		557732	-883	Bullish	Bearish	-62.94	Buy 47700 PE	1.7	47,374.00
14:56:43	638951	0		691922	0		52971	0	Bullish	Bearish	8.33		1.08	20,994.30	14:56:43	801547	0		1359279	0		557732	0	Bullish	Bearish	-62.94		1.7	47,344.70
14:57:44	638951	0		691922	0		52971	0	Bullish	Bearish	11.51		1.08	20,996.65	14:57:44	801547	0		1359279	0		557732	0	Bullish	Bearish	-14.62		1.7	47,359.25
14:58:44	632530	-6421	Short C	694199	2277		61669	8698	Bullish	Bearish	17.11		1.1	20,990.40	14:58:44	794809	-6738	Short C	1344579	-14700	Long UW	549770	-7962	Bullish	Bearish	6.47		1.69	47,343.30
14:59:51	632530	0		694199	0		61669	0	Bullish	Bearish	18.84		1.1	20,995.05	14:59:51	794809	0		1344579	0		549770	0	Bullish	Bearish	3.16		1.69	47,359.45
15:00:43	632530	0		694955	756		62425	756	Bullish	Bearish	16.52		1.1	20,995.05	15:00:43	792120	-2689	Short C	1344579	0		552459	2689	Bullish	Bearish	8.51		1.7	47,359.45
15:01:42	632530	0		694955	0		62425	0	Bullish	Bearish	16.52		1.1	20,998.50	15:01:42	792120	0		1344579	0		552459	0	Bullish	Bearish	8.51		1.7	47,367.60
15:02:44	623481	-9049	Short C	694955	0																								

Nifty ATM	Nifty Spot	Nifty Pre C	Nifty Open	Nifty High	Nifty Low	India VIX	Current Expiry	Exp High	21,105.30	79.20	Not Break	Resistanc	21000	BN ATM	BN Spot	BN Pre CL	BN Open	BN High	BN Low	India VIX	Monday		Exp High	47,548.80	-39.20	Breakout	Resistanc	47500	
21000	20,994.50	20969.4	20,965.30	21,026.10	20,923.70	12.76	2023-12-14	Exp Low	20,825.30	98.40	Not Break	Support	20900	47300	47,284.25	47,262.00	47,233.30	47,588.00	47,186.80	12.76			Exp Low	46,917.80	268.80	Not Break	Support	47000	
Time	Call COI (Bearish ▼)	Call COI (+▲-▼)	Short Covering	Put COI (Bullish ▲)	Put COI (+▲-▼)	Long UW	NET Oi	+▲-▼	Net Oi Signal	Price Action Signal	VWAP Diff	Strike	Nifty PCR	Nifty LTP	Time	Call COI (Bearish ▼)	Call COI (+▲-▼)	Short Covering	Put COI (Bullish ▲)	Put COI (+▲-▼)	Long Unwinding	NET Oi	+▲-▼	Net Oi Signal	Price Action Signal	VWAP Diff	Strike	BN PCR	BN LTP
15:25:42	540024	0		598206	-15425	Long UW	58182	-15425	Bullish	Bearish	0.30		1.11	20,993.20	15:25:42	751504	0		1253344	0		501840	0	Bullish	Bearish	-91.22		1.67	47,298.85
15:26:43	527609	-12415	Short C	598206	0		70597	12415	Bullish	Bearish	2.48		1.13	20,994.95	15:26:43	737888	-13616	Short C	1238984	-14360	Long UW	501096	-744	Bullish	Bearish	-95.03		1.68	47,257.00
15:27:42	527609	0		598206	0		70597	0	Bullish	Bearish	2.48		1.13	20,993.65	15:27:42	737888	0		1238984	0		501096	0	Bullish	Bearish	-95.03		1.68	47,250.85
15:28:43	513009	-14600	Short C	598206	0		85197	14600	Bullish	Bearish	2.12		1.17	20,997.15	15:28:43	737888	0		1238984	0		501096	0	Bullish	Bearish	-100.78		1.68	47,271.50
15:29:43	513009	0		586861	-11345	Long UW	73852	-11345	Bullish	Bearish	3.48		1.14	20,995.45	15:29:43	708774	-29114	Short C	1197640	-41344	Long UW	488866	-12230	Bullish	Bearish	-103.48		1.69	47,271.05
15:30:43	513009	0		586861	0		73852	0	Bullish	Bullish	-2.32		1.14	20,995.50	15:30:43	708774	0		1197640	0		488866	0	Bullish	Bearish	-109.04		1.69	47,279.75

Nifty ATM	Nifty Spot	Nifty Pre CL	Nifty Open	Nifty High	Nifty Low	India VIX	Current Expiry	Exp High	21,105.30	79.20	Not Break	Resistanc	21000	BN ATM	BN Spot	BN Pre CL	BN Open	BN High	BN Low	India VIX	Monday		Exp High	47,548.80	-39.20	Breakout	Resistanc	47500	
21000	20,994.50	20969.4	20,965.30	21,026.10	20,923.70	12.76	2023-12-14	Exp Low	20,825.30	98.40	Not Break	Support	20900	47300	47,284.25	47,262.00	47,233.30	47,588.00	47,186.80	12.76			Exp Low	46,917.80	268.80	Not Break	Support	47000	
Time	Call COI (Bearish ▼)	Call COI (+▲-▼)	Short Covering	Put COI (Bullish ▲)	Put COI (+▲-▼)	Long UW	NET Oi	+▲-▼	Net Oi Signal	Price Action Signal	VWAP Diff	Strike	Nifty PCR	Nifty LTP	Time	Call COI (Bearish ▼)	Call COI (+▲-▼)	Short Covering	Put COI (Bullish ▲)	Put COI (+▲-▼)	Long Unwinding	NET Oi	+▲-▼	Net Oi Signal	Price Action Signal	VWAP Diff	Strike	BN PCR	BN LTP
09:14:42	100207	0		120278	0		20071	0	Bullish	Wait	-54.65	20950	1.2	20,965.30	09:14:42	1675	0		486788	0		485113	0	Bullish	Wait	349.55	47200	290.62	47,233.30
09:15:26	100207	0		120278	0		20071	0	Bullish	Wait	-54.65	20950	1.2	20,965.30	09:15:26	1675	0		486788	0		485113	0	Bullish	Wait	349.55	47200	290.62	47,233.30
09:15:43	100207	0		120278	0		20071	0	Bullish	Wait	-54.65	20950	1.2	20,965.30	09:15:43	1675	0		486788	0		485113	0	Bullish	Wait	349.55	47200	290.62	47,233.30
09:16:44	100207	0		428999	308721		328792	308721	Bullish	Wait	-19.97	21000	4.28	20,975.90	09:16:44	642945	641270		486788	0		-156157	-641270	Bearish	Wait	-7.35	47400	0.76	47,403.60
09:17:42	394102	293895		428999	0		34897	-293895	Bullish	Wait	-3.29	21000	1.09	20,975.25	09:17:42	642945	0		1059753	572965		416808	572965	Bullish	Wait	26.42	47400	1.65	47,436.30
09:18:42	394102	0		428999	0		34897	0	Bullish	Wait	-8.90	21000	1.09	20,980.10	09:18:42	642945	0		1074693	14940		431748	14940	Bullish	Wait	4.43	47400	1.67	47,442.95
09:19:43	440318	46216		449681	20682		9363	-25534	Bullish	Wait	6.69	21000	1.02	20,989.75	09:19:43	663891	20946		1135025	60332		471134	39386	Bullish	Wait	22.12	47500	1.71	47,475.65
09:20:41	440318	0		459221	9540		18903	9540	Bullish	Wait	11.29	21000	1.04	20,993.75	09:20:41	663891	0		1135025	0		471134	0	Bullish	Wait	16.78	47500	1.71	47,465.75
09:21:42	440318	0		459221	0		18903	0	Bullish	Wait	11.37	21000	1.04	20,992.35	09:21:42	663891	0		1135025	0		471134	0	Bullish	Wait	-3.48	47500	1.71	47,456.35
09:22:44	481713	41395		492874	33653		11161	-7742	Bullish	Wait	-2.32	21000	1.02	20,984.20	09:22:44	682087	18196		1180729	45704		498642	27508	Bullish	Wait	0.71	47500	1.73	47,465.80
09:23:43	481713	0		492874	0		11161	0	Bullish	Wait	-1.09	21000	1.02	20,985.50	09:23:43	682087	0		1180729	0		498642	0	Bullish	Wait	-13.50	47400	1.73	47,444.60
09:24:42	481713	0		492874	0		11161	0	Bullish	Wait	9.11	21000	1.02	21,001.00	09:24:42	682087	0		1180729	0		498642	0	Bullish	Wait	8.67	47500	1.73	47,461.40
09:25:42	518180	36467		528791	35917		10611	-550	Bullish	Wait	21.38	21000	1.02	21,009.25	09:25:42	706298	24211		1232886	52157		526588	27946	Bullish	Wait	18.57	47500	1.75	47,474.10
09:26:43	518180	0		528791	0		10611	0	Bullish	Bullish	25.08	21000	1.02	21,009.25	09:26:43	706298	0		1232886	0		526588	0	Bullish	Bullish	23.87	47500	1.75	47,474.10
09:27:42	518180	0		528791	0		10611	0	Bullish	Bullish	13.38	21000	1.02	21,011.85	09:27:42	706298	0		1232886	0		526588	0	Bullish	Bullish	-26.20	47400	1.75	47,440.65
09:28:42	515700	-2480	Short C	550253	21462		34553	23942	Bullish	Bullish	-12.89	21000	1.07	21,011.85	09:28:42	725692	19394		1237689	4803		511997	-14591	Bullish	Bullish	-82.33	47400	1.71	47,440.65
09:29:42	515700	0		550253	0		34553	0	Bullish	Bearish	-22.27	20950	1.07	20,971.05	09:29:42	725692	0		1237689	0		511997	0	Bullish	Bearish	-110.67	47300	1.71	47,312.70
09:30:43	515700	0		551202	949		35502	949	Bullish	Bullish	-16.57	21000	1.07	20,979.90	09:30:43	725692	0		1237689	0		511997	0	Bullish	Bearish	-115.06	47300	1.71	47,283.00
09:31:42	537888	22188		551202	0		13314	-22188	Bullish	Bearish	-19.33	21000	1.02	20,979.90	09:31:42	756633	30941		1240059	2370		483426	-28571	Bullish	Bearish	-140.79	47300	1.64	47,283.00
09:32:43	537888	0		551202	0		13314	0	Bullish	Bearish	-24.09	20950	1.02	20,973.15	09:32:43	756633	0		1240059	0		483426	0	Bullish	Bearish	-166.95	47200	1.64	47,220.75
09:33:42	537888	0		551202	0		13314	0	Bullish	Bearish	-13.75	21000	1.02	20,985.15	09:33:42	756633	0		1240059	0		483426	0	Bullish	Bearish	-104.81	47300	1.64	47,309.85
09:34:42	551227	13339		557667	6465		6440	-6874	Bullish	Bearish	-8.72	21000	1.01	20,985.15	09:34:42	756802	169		1234374	-5685	Long UW	477572	-5854	Bullish	Bearish	-67.21	47300	1.63	47,309.85
09:35:43	551227	0		557667	0		6440	0	Bullish	Bullish	-4.08	21000	1.01	20,992.95	09:35:43	756802	0		1234374	0		477572	0	Bullish	Bearish	-38.39	47400	1.63	47,363.50
09:36:42	551227	0		561825	4158		10598	4158	Bullish	Bullish	-0.09	21000	1.02	21,000.40	09:36:42	756802	0		1234374	0		477572	0	Bullish	Bearish	5.71	47400	1.63	47,397.25
09:37:43	558990	7763		565764	3939		6774	-3824	Bullish	Bearish	3.82	21000	1.01	20,999.95	09:37:43	758417	1615		1232846	-1528	Long UW	474429	-3143	Bullish	Bearish	0.53	47400	1.63	47,409.75
09:38:42	558990	0		565764	0		6774	0	Bullish	Bearish	0.81	21000	1.01	20,999.95	09:38:42	758417	0		1232846	0		474429	0	Bullish	Bearish	-10.69	47400	1.63	47,409.75
09:39:43	558990	0		565764	0		6774	0	Bullish	Bearish	10.93	21000	1.01	21,005.15	09:39:43	758417	0		1232846	0		474429	0	Bullish	Bearish	17.35	47400	1.63	47,409.10
09:40:42	563008	4018		576203	10439		13195	6421	Bullish	Bearish	8.41	21000	1.02	21,008.00	09:40:42	751752	-6665	Short C	1259849	27003		508097	33668	Bullish	Bearish	16.95	47400	1.68	47,438.40
09:41:44	563008	0		576203	0		13195	0	Bullish	Bearish	13.87	21000	1.02	21,008.00	09:41:44	751752	0		1259849	0		508097	0	Bullish	Bearish	35.28	47400	1.68	47,438.40
09:42:43	561673	-1335	Short C	576203	0		14530	1335	Bullish	Bullish	-1.15	21000	1.03	20,997.35	09:42:43	751752	0		1259849	0		508097	0	Bullish	Bullish	3.04	47400	1.68	47,429.55
09:43:44	561673	0		583090	6887		21417	6887	Bullish	Bullish	0.78	21000	1.04	20,997.35	09:43:44	756117	4365		1282762	22913		526645	18548	Bullish	Bullish	20.92	47400	1.7	47,429.55
09:44:42	561673	0		583090	0		21417	0	Bullish	Bullish	0.43	21000	1.04	20,988.00	09:44:42	756117	0		1282762	0		526645	0	Bullish	Bullish	11.15	47400	1.7	47,411.75
09:45:42	561673	0		588475	5385		26802	5385	Bullish	Bullish	-4.10	21000	1.05	20,979.30	09:45:42	756117	0		1282762	0		526645	0	Bullish	Bullish	-20.05	47400	1.7	47,368.90
09:46:43	570680	9007		588475	0		17795	-9007	Bullish	Bearish	-10.08	21000	1.03	20,979.30	09:46:43	761580	5463		1288279	5517		526699	54	Bullish	Bullish	-36.14	47400	1.69	47,368.90
09:47:42	570680	0		588475	0		17795	0	Bullish	Bearish	-11.91	21000	1.03	20,976.85	09:47:42	761580	0		1288279	0		526699	0	Bullish	Bullish	-26.95	47400	1.69	47,375.35
09:48:42	570680	0		588475	0		17795	0	Bullish	Bearish	-12.78	21000	1.03	20,979.55	09:48:42	761580	0		1302274	13995		540694	13995	Bullish	Bullish	-21.59	47400	1.71	47,384.50
09:49:42	586474	15794		601041	12566		14567	-3228	Bullish	Bearish	-4.67	21000	1.02	20,979.55	09:49:42	764042	2462		1302316	42		538274	-2420	Bullish	Bearish	-7.34	47400	1.7	47,384.50
09:50:42	586474	0		601041	0		14567	0	Bullish	Bearish	-6.28	21000	1.02	20,993.05	09:50:42	764042	0		1302316	0									

Nifty ATM	Nifty Spot	Nifty Pre C	Nifty Open	Nifty High	Nifty Low	India VIX	Current Expiry	Exp High	21,105.30	79.20	Not Break	Resistanc	21000	BN ATM	BN Spot	BN Pre CL	BN Open	BN High	BN Low	India VIX	Monday	Exp High	47,548.80	-39.20	Breakout	Resistanc	47500		
21000	20,994.50	20969.4	20,965.30	21,026.10	20,923.70	12.76	2023-12-14	Exp Low	20,825.30	98.40	Not Break	Support	20900	47300	47,284.25	47,262.00	47,233.30	47,588.00	47,186.80	12.76	Observer	Exp Low	46,917.80	268.80	Not Break	Support	47000		
Time	Call COI (Bearish ▼)	Call COI (+▲▼)	Short Covering	Put COI (Bullish ▲)	Put COI (+▲▼)	Long UW	NET Oi	+▲▼	Net Oi Signal	Price Action Signal	VWAP Diff	Strike	Nifty PCR	Nifty LTP	Time	Call COI (Bearish ▼)	Call COI (+▲▼)	Short Covering	Put COI (Bullish ▲)	Put COI (+▲▼)	Long Unwinding	NET Oi	+▲▼	Net Oi Signal	Price Action Signal	VWAP Diff	Strike	BN PCR	BN LTP
10:15:42	593244	0		664574	0		71330	0	Bullish	Bullish	15.67	21000	1.12	21,005.25	10:15:42	763748	0		1378868	0		615120	0	Bullish	Bullish	44.05	47400	1.81	47,435.60
10:16:42	587166	-6078	Short C	676635	12061		89469	18139	Bullish	Bullish	23.15	21000	1.15	21,008.20	10:16:42	758462	-5286	Short C	1382320	3452		623858	8738	Bullish	Bullish	91.95	47500	1.82	47,480.90
10:17:42	587166	0		676635	0		89469	0	Bullish	Bullish	17.23	21000	1.15	21,007.55	10:17:42	758462	0		1382320	0		623858	0	Bullish	Bullish	119.03	47500	1.82	47,495.65
10:18:42	587166	0		676635	0		89469	0	Bullish	Bullish	12.91	21000	1.15	21,002.30	10:18:42	758462	0		1382320	0		623858	0	Bullish	Bullish	94.25	47500	1.82	47,481.15
10:19:42	592723	5557		677054	419		84331	-5138	Bullish	Bullish	8.49	21000	1.14	21,001.70	10:19:42	719255	-39207	Short C	1394975	12655		675720	51862	Bullish	Bullish	64.41	47500	1.94	47,473.30
10:20:40	592723	0		677054	0		84331	0	Bullish	Bullish	9.52	21000	1.14	20,998.60	10:20:40	719191	-64		1394975	0		675784	64	Bullish	Bullish	78.77	47500	1.94	47,469.90
10:21:43	592723	0		677054	0		84331	0	Bullish	Bullish	6.09	21000	1.14	20,999.65	10:21:43	719191	0		1394975	0		675784	0	Bullish	Bullish	67.17	47500	1.94	47,470.80
10:22:42	600413	7690		678969	1915		78556	-5775	Bullish	Bullish	12.20	21000	1.13	21,006.20	10:22:42	721097	1906		1395757	782		674660	-1124	Bullish	Bullish	101.01	47500	1.94	47,486.75
10:23:43	600413	0		678969	0		78556	0	Bullish	Bullish	15.23	21000	1.13	21,008.55	10:23:43	721042	-55		1395757	0		674715	55	Bullish	Bullish	133.97	47500	1.94	47,511.05
10:24:43	600413	0		678969	0		78556	0	Bullish	Bullish	21.65	21000	1.13	21,014.65	10:24:43	721042	0		1395757	0		674715	0	Bullish	Bullish	158.47	47500	1.94	47,544.10
10:25:42	599817	-596		683166	4197		83349	4793	Bullish	Bullish	26.02	21000	1.14	21,017.45	10:25:42	684914	-36128	Short C	1406552	10795		721638	46923	Bullish	Bullish	174.19	47500	2.05	47,549.80
10:26:42	599817	0		683166	0		83349	0	Bullish	Bullish	38.50	21000	1.14	21,022.70	10:26:42	684914	0		1406552	0		721638	0	Bullish	Bullish	191.58	47600	2.05	47,566.05
10:27:42	599817	0		694376	11210		94559	11210	Bullish	Bullish	29.39	21000	1.16	21,017.65	10:27:42	684914	0		1406552	0		721638	0	Bullish	Bullish	175.93	47600	2.05	47,560.10
10:28:44	573250	-26567	Short C	696916	2540		123666	29107	Bullish	Bullish	27.49	21000	1.22	21,018.70	10:28:44	668128	-16786	Short C	1422141	15589		754013	32375	Bullish	Bullish	174.17	47600	2.13	47,557.75
10:29:43	573250	0		696916	0		123666	0	Bullish	Bullish	25.83	21000	1.22	21,016.55	10:29:43	668128	0		1422141	0		754013	0	Bullish	Bullish	162.21	47500	2.13	47,541.80
10:30:42	573250	0		696916	0		123666	0	Bullish	Bullish	26.32	21000	1.22	21,019.85	10:30:42	668128	0		1422141	0		754013	0	Bullish	Bullish	154.54	47500	2.13	47,548.05
10:31:45	584255	11005		716640	19724		132385	8719	Bullish	Bullish	29.02	21000	1.23	21,018.90	10:31:45	674491	6363		1440492	18351		766001	11988	Bullish	Bullish	171.85	47600	2.14	47,558.30
10:32:42	584255	0		716640	0		132385	0	Bullish	Bullish	21.69	21000	1.23	21,018.35	10:32:42	674491	0		1440492	0		766001	0	Bullish	Bullish	146.10	47500	2.14	47,547.75
10:33:43	584255	0		716640	0		132385	0	Bullish	Bullish	28.59	21000	1.23	21,018.00	10:33:43	671397	-3094	Short C	1451608	11116		780211	14210	Bullish	Bullish	153.41	47500	2.16	47,537.30
10:34:44	587258	3003		727396	10756		140138	7753	Bullish	Bullish	33.36	21000	1.24	21,020.70	10:34:44	671458	61		1452215	607		780757	546	Bullish	Bullish	157.39	47500	2.16	47,533.05
10:35:42	587258	0		727396	0		140138	0	Bullish	Bullish	24.87	21000	1.24	21,018.35	10:35:42	671445	-13		1452215	0		780770	13	Bullish	Bullish	149.73	47500	2.16	47,525.90
10:36:42	587258	0		727396	0		140138	0	Bullish	Bullish	23.89	21000	1.24	21,014.95	10:36:42	671445	0		1452215	0		780770	0	Bullish	Bullish	128.55	47500	2.16	47,506.55
10:37:42	589357	2099		735108	7712		145751	5613	Bullish	Bullish	23.71	21000	1.25	21,014.30	10:37:42	674249	2804		1451985	-230		777736	-3034	Bullish	Bullish	132.63	47500	2.15	47,516.70
10:38:44	589358	1		735108	0		145750	-1	Bullish	Bullish	21.39	21000	1.25	21,014.60	10:38:44	674249	0		1451985	0		777736	0	Bullish	Bullish	114.18	47500	2.15	47,522.50
10:39:43	589358	0		735108	0		145750	0	Bullish	Bullish	26.79	21000	1.25	21,011.90	10:39:43	674249	0		1451985	0		777736	0	Bullish	Bullish	131.78	47500	2.15	47,524.55
10:40:43	590019	661		737602	2494		147583	1833	Bullish	Bullish	11.93	21000	1.25	20,999.15	10:40:43	681536	7287		1454653	2668		773117	-4619	Bullish	Bullish	113.04	47500	2.13	47,485.55
10:41:44	590019	0		737602	0		147583	0	Bullish	Bullish	-3.99	21000	1.25	20,976.25	10:41:44	681536	0		1454653	0		773117	0	Bullish	Bullish	6.12	47400	2.13	47,419.70
10:42:42	590019	0		737602	0		147583	0	Bullish	Bullish	-25.86	20950	1.25	20,964.95	10:42:42	681536	0		1454653	0		773117	0	Bullish	Bullish	-37.63	47400	2.13	47,388.60
10:43:43	596000	5981		690553	-47049	Long UW	94553	-53030	Bullish	Bullish	-31.97	20950	1.16	20,962.70	10:43:43	686074	4538		1389844	-64809	Long UW	703770	-69347	Bullish	Bullish	-66.17	47300	2.03	47,337.05
10:44:43	596000	0		690553	0		94553	0	Bullish	Bullish	-32.50	20950	1.16	20,962.90	10:44:43	686074	0		1389844	0		703770	0	Bullish	Bullish	-88.85	47300	2.03	47,340.65
10:45:42	596000	0		690553	0		94553	0	Bullish	Bullish	-32.62	20950	1.16	20,962.30	10:45:42	686074	0		1389844	0		703770	0	Bullish	Bullish	-88.22	47300	2.03	47,337.20
10:46:43	634600	38600		668155	-22398	Long UW	33555	-60998	Bullish	Bullish	-24.63	20950	1.05	20,970.95	10:46:43	710509	24435		1348525	-41319	Long UW	638016	-65754	Bullish	Bullish	-70.56	47400	1.9	47,363.55
10:47:43	634600	0		668155	0		33555	0	Bullish	Bullish	-20.90	20950	1.05	20,973.80	10:47:43	710509	0		1348525	0		638016	0	Bullish	Bullish	-50.26	47400	1.9	47,370.00
10:48:44	634600	0		668155	0		33555	0	Bullish	Bullish	-21.60	21000	1.05	20,975.40	10:48:44	710509	0		1348525	0		638016	0	Bullish	Bullish	-70.17	47400	1.9	47,369.35
10:49:43	658252	23652		673148	4993		14896	-18659	Bullish	Bullish	-18.03	20950	1.02	20,973.65	10:49:43	726741	16232		1348525	0		621784	-16232	Bullish	Bullish	-41.35	47400	1.86	47,365.15
10:50:42	658252	0		673148	0		14896	0	Bullish	Bullish	-17.93	20950	1.02	20,971.35	10:50:42	726741	0		1351914	3389		625173	3389	Bullish	Bullish	-52.61	47400	1.86	47,363.55
10:51:43	658252	0		673148	0		14896	0	Bullish	Bullish	-15.65	20950	1.02	20,973.65	10:51:43	726741	0		1351914	0		625173	0	Bullish	Bullish	-60.48	47400	1.86	47,361.10
10:52:43	666520	8268		674198	1050		7678	-7218	Bullish	Bullish	-16.06	20950	1.01	20,962.90	10:52:43	730645	3904		1										

Nifty ATM		Nifty Spot	Nifty Pre CL	Nifty Open	Nifty High	Nifty Low	India VIX	Current Expiry	Exp High	21,105.30	79.20	Not Break	Resistanc	21000	BN ATM	BN Spot	BN Pre CL	BN Open	BN High	BN Low	India VIX	Monday		Exp High	47,548.80	-39.20	Breakout	Resistanc	47500
21000	20,994.50	20969.4	20,965.30	21,026.10	20,923.70	12.76	2023-12-14	Exp Low	20,825.30	98.40	Not Break	Support	20900	47300	47,284.25	47,262.00	47,233.30	47,588.00	47,186.80	12.76	Observer	Exp Low	46,917.80	268.80	Not Break	Support	47000		
Time	Call COI (Bearish ▼)	Call COI (+▲-▼)	Short Covering	Put COI (Bullish ▲)	Put COI (+▲-▼)	Long UW	NET Oi	+▲-▼	Net Oi Signal	Price Action Signal	VWAP Diff	Strike	Nifty PCR	Nifty LTP	Time	Call COI (Bearish ▼)	Call COI (+▲-▼)	Short Covering	Put COI (Bullish ▲)	Put COI (+▲-▼)	Long Unwinding	NET Oi	+▲-▼	Net Oi Signal	Price Action Signal	VWAP Diff	Strike	BN PCR	BN LTP
11:17:43	628662	0		667721	0		39059	0	Bullish	Bullish	15.73	21000	1.06	21,008.15	11:17:43	776328	0		1331196	0		554868	0	Bullish	Bullish	-34.90	47400	1.71	47,370.30
11:18:44	628662	0		667721	0		39059	0	Bullish	Bullish	23.41	21000	1.06	21,010.45	11:18:44	776328	0		1331196	0		554868	0	Bullish	Bullish	-13.61	47400	1.71	47,386.55
11:19:42	625607	-3055	Short C	675183	7462		49576	10517	Bullish	Bullish	21.81	21000	1.08	21,009.40	11:19:42	777051	-73		1326314	-4882	Long UW	549263	-5605	Bullish	Bullish	-17.49	47400	1.71	47,382.95
11:20:43	625607	0		675183	0		49576	0	Bullish	Bullish	19.54	21000	1.08	21,005.10	11:20:43	777048	-23		1326314	0		549266	3	Bullish	Bullish	-13.61	47400	1.71	47,371.90
11:21:43	625607	0		675183	0		49576	0	Bullish	Bullish	17.36	21000	1.08	21,003.60	11:21:43	777048	0		1326314	0		549266	0	Bullish	Bullish	-30.32	47400	1.71	47,351.60
11:22:42	620868	-4739	Short C	682980	7797		62112	12536	Bullish	Bullish	9.79	21000	1.1	21,001.25	11:22:42	777486	438		1326095	-219		548609	-657	Bullish	Bullish	-61.05	47300	1.71	47,344.05
11:23:43	620868	0		682980	0		62112	0	Bullish	Bullish	12.46	21000	1.1	20,999.85	11:23:43	777486	0		1326095	0		548609	0	Bullish	Bullish	-58.24	47300	1.71	47,346.10
11:25:02	617127	-3741	Short C	695825	12845		78698	16586	Bullish	Bullish	20.51	21000	1.13	21,004.20	11:25:02	779886	2400		1333985	7890		554099	5490	Bullish	Bullish	-34.82	47400	1.71	47,363.35
11:25:41	617127	0		695825	0		78698	0	Bullish	Bullish	20.51	21000	1.13	21,004.20	11:25:41	779886	0		1333985	0		554099	0	Bullish	Bullish	-34.82	47400	1.71	47,363.35
11:26:42	617127	0		695825	0		78698	0	Bullish	Bullish	19.38	21000	1.13	20,999.75	11:26:42	779886	0		1333985	0		554099	0	Bullish	Bullish	-19.94	47400	1.71	47,358.40
11:27:43	617127	0		695825	0		78698	0	Bullish	Bullish	10.46	21000	1.13	20,996.40	11:27:43	779886	0		1333985	0		554099	0	Bullish	Bullish	-45.83	47300	1.71	47,347.00
11:28:42	619324	2197		703530	7705		84206	5508	Bullish	Bullish	13.53	21000	1.14	20,996.40	11:28:42	783790	3904		1334655	670		550865	-3234	Bullish	Bullish	-35.11	47400	1.7	47,352.90
11:29:43	619324	0		703530	0		84206	0	Bullish	Bullish	13.26	21000	1.14	20,997.45	11:29:43	783672	-118		1334655	0		550983	118	Bullish	Bullish	-40.08	47300	1.7	47,346.50
11:30:42	619324	0		703530	0		84206	0	Bullish	Bullish	11.20	21000	1.14	20,994.00	11:30:42	783672	0		1334655	0		550983	0	Bullish	Bullish	-40.17	47300	1.7	47,343.65
11:31:43	620917	1593		709538	6008		88621	4415	Bullish	Bullish	9.24	21000	1.14	20,989.75	11:31:43	781682	-1990	Short C	1338000	3345		556318	5335	Bullish	Bullish	-39.48	47300	1.71	47,336.45
11:32:42	620917	0		709538	0		88621	0	Bullish	Bullish	3.93	21000	1.14	20,989.85	11:32:42	781682	0		1338000	0		556318	0	Bullish	Bullish	-56.45	47300	1.71	47,336.30
11:33:42	620917	0		709538	0		88621	0	Bullish	Bullish	13.16	21000	1.14	20,992.35	11:33:42	781682	0		1338000	0		556318	0	Bullish	Bullish	-29.80	47300	1.71	47,349.80
11:34:43	622682	1765		705906	-3632	Long UW	83224	-5397	Bullish	Bullish	13.11	21000	1.13	20,993.75	11:34:43	781893	211		1341942	3942		560049	3731	Bullish	Bullish	-29.77	47300	1.72	47,346.65
11:35:43	622682	0		705906	0		83224	0	Bullish	Bullish	10.23	21000	1.13	20,995.15	11:35:43	781804	-89		1341942	0		560138	89	Bullish	Bullish	-26.77	47300	1.72	47,342.75
11:36:42	622682	0		705906	0		83224	0	Bullish	Bullish	10.23	21000	1.13	20,997.55	11:36:42	781804	0		1341942	0		560138	0	Bullish	Bullish	-26.77	47400	1.72	47,355.70
11:37:42	628897	6215		704827	-1079	Long UW	75930	-7294	Bullish	Bullish	11.01	21000	1.12	20,995.80	11:37:42	781671	-133		1342525	583		560854	716	Bullish	Bullish	-23.07	47400	1.72	47,353.45
11:38:42	628908	11		704827	0		75919	-11	Bullish	Bullish	5.16	21000	1.12	20,989.45	11:38:42	781671	0		1342568	43		560897	43	Bullish	Bullish	-42.09	47300	1.72	47,343.60
11:39:42	628908	0		704827	0		75919	0	Bullish	Bullish	-6.58	21000	1.12	20,985.55	11:39:42	781671	0		1342568	0		560897	0	Bullish	Bullish	-59.32	47300	1.72	47,331.85
11:40:42	632882	3974		692138	-12689	Long UW	59256	-16663	Bullish	Bullish	-4.36	21000	1.09	20,987.70	11:40:42	784615	2944		1340446	-2122	Long UW	555831	-5066	Bullish	Bullish	-54.30	47300	1.71	47,336.15
11:41:43	632882	0		692138	0		59256	0	Bullish	Bullish	-9.46	21000	1.09	20,987.70	11:41:43	784615	0		1340446	0		555831	0	Bullish	Bullish	-84.36	47300	1.71	47,336.15
11:42:42	632882	0		692138	0		59256	0	Bullish	Bullish	-5.94	21000	1.09	20,987.75	11:42:42	784615	0		1340446	0		555831	0	Bullish	Bullish	-81.35	47300	1.71	47,332.85
11:43:42	634538	1656		684532	-7606	Long UW	49994	-9262	Bullish	Bullish	-1.91	21000	1.08	20,992.25	11:43:42	790887	6272		1336765	-3681	Long UW	545878	-9953	Bullish	Bullish	-64.75	47300	1.69	47,334.40
11:44:42	634538	0		684532	0		49994	0	Bullish	Bullish	0.48	21000	1.08	20,996.10	11:44:42	790914	27		1336765	0		545851	-27	Bullish	Bullish	-54.80	47400	1.69	47,350.10
11:45:43	634538	0		684532	0		49994	0	Bullish	Bullish	0.48	21000	1.08	20,994.55	11:45:43	790914	0		1336765	0		545851	0	Bullish	Bullish	-54.80	47300	1.69	47,346.00
11:46:42	634172	-366		678277	-6255	Long UW	44105	-5889	Bullish	Bullish	7.68	21000	1.07	20,999.15	11:46:42	791655	741		1338628	1863		546973	1122	Bullish	Bullish	-35.10	47400	1.69	47,363.50
11:47:44	634172	0		678277	0		44105	0	Bullish	Bullish	10.37	21000	1.07	21,000.15	11:47:44	791647	-8		1338628	0		546981	8	Bullish	Bullish	-18.19	47400	1.69	47,371.35
11:48:42	634172	0		678277	0		44105	0	Bullish	Bullish	4.66	21000	1.07	20,994.80	11:48:42	791647	0		1338628	0		546981	0	Bullish	Bullish	-28.01	47400	1.69	47,364.50
11:49:43	634904	732		678877	600		43973	-132	Bullish	Bullish	4.66	21000	1.07	20,991.00	11:49:43	792033	386		1333674	-4954	Long UW	541641	-5340	Bullish	Bullish	-28.01	47400	1.68	47,352.00
11:50:43	634887	-17		678877	0		43990	17	Bullish	Bullish	-4.24	21000	1.07	20,992.40	11:50:43	792033	0		1333674	0		541641	0	Bullish	Bullish	-47.96	47400	1.68	47,352.35
11:51:43	634887	0		678877	0		43990	0	Bullish	Bullish	-3.33	21000	1.07	20,991.20	11:51:43	792033	0		1333674	0		541641	0	Bullish	Bullish	-50.49	47400	1.68	47,351.70
11:52:41	635701	814		679297	420		43596	-394	Bullish	Bullish	-0.23	21000	1.07	20,988.15	11:52:41	792060	27		1336964	3290		544904	3263	Bullish	Bullish	-39.79	47400	1.69	47,354.55
11:53:42	635701	0		679297	0		43596	0	Bullish	Bullish	-6.85	21000	1.07	20,984.30	11:53:42	792086	26		1336964	0		544878	-26	Bullish	Bullish	-48.84	47300	1.69	47,345.55
11:54:42	635701	0		679297	0		43596	0	Bullish	Bullish	-7.52	21000	1.07	20,982.35	11:54:42	792086	0		1336964	0		544878	0	Bullish	Bullish	-56.86</			

Nifty ATM	Nifty Spot	Nifty Pre CL	Nifty Open	Nifty High	Nifty Low	India VIX	Current Expiry	Exp High	21,105.30	79.20	Not Break	Resistanc	21000	BN ATM	BN Spot	BN Pre CL	BN Open	BN High	BN Low	India VIX	Monday	Exp High	47,548.80	-39.20	Breakout	Resistanc	47500		
21000	20,994.50	20969.4	20,965.30	21,026.10	20,923.70	12.76	2023-12-14	Exp Low	20,825.30	98.40	Not Break	Support	20900	47300	47,284.25	47,262.00	47,233.30	47,588.00	47,186.80	12.76	Observer	Exp Low	46,917.80	268.80	Not Break	Support	47000		
Time	Call COI (Bearish ▼)	Call COI (+▲-▼)	Short Covering	Put COI (Bullish ▲)	Put COI (+▲-▼)	Long UW	NET Oi	+▲-▼	Net Oi Signal	Price Action Signal	VWAP Diff	Strike	Nifty PCR	Nifty LTP	Time	Call COI (Bearish ▼)	Call COI (+▲-▼)	Short Covering	Put COI (Bullish ▲)	Put COI (+▲-▼)	Long Unwinding	NET Oi	+▲-▼	Net Oi Signal	Price Action Signal	VWAP Diff	Strike	BN PCR	BN LTP
12:19:42	656110	4254		679036	0		22926	-4254	Bullish	Bearish	-9.53	21000	1.03	20,977.35	12:19:42	802161	209		1339970	-2505	Long UW	537809	-2714	Bullish	Bearish	-47.61	47400	1.67	47,352.95
12:20:53	656110	0		679288	252		23178	252	Bullish	Bearish	-10.67	20950	1.04	20,973.30	12:20:53	802161	0		1339970	0		537809	0	Bullish	Bearish	-36.09	47300	1.67	47,343.50
12:21:43	656110	0		679288	0		23178	0	Bullish	Bearish	-10.67	21000	1.04	20,978.35	12:21:43	802161	0		1339970	0		537809	0	Bullish	Bearish	-36.09	47400	1.67	47,356.85
12:22:43	665586	9476		678085	-1203	Long UW	12499	-10679	Bullish	Bearish	-11.71	21000	1.02	20,977.90	12:22:43	803792	1631		1341298	1328		537506	-303	Bullish	Bearish	-35.17	47400	1.67	47,366.15
12:23:43	665586	0		678085	0		12499	0	Bullish	Bearish	-14.06	20950	1.02	20,972.30	12:23:43	803791	-1		1340479	-819		536688	-818	Bullish	Bearish	-33.96	47300	1.67	47,347.55
12:24:43	665586	0		678085	0		12499	0	Bullish	Bearish	-18.04	20950	1.02	20,971.40	12:24:43	803791	0		1340479	0		536688	0	Bullish	Bearish	-47.99	47400	1.67	47,350.15
12:25:43	665586	0		675284	-2801	Long UW	9698	-2801	Bullish	Bearish	-18.63	20950	1.01	20,966.65	12:25:43	805822	2031		1341659	1180		535837	-851	Bullish	Bearish	-49.48	47300	1.66	47,342.75
12:26:43	675874	10288		675284	0		-590	-10288	Bearish	Bearish	-19.64	20950	1	20,972.65	12:26:43	805872	50		1341659	0		535787	-50	Bullish	Bearish	-57.95	47400	1.66	47,350.60
12:27:45	675874	0		675284	0		-590	0	Bearish	Bearish	-18.92	20950	1	20,972.65	12:27:45	805872	0		1341659	0		535787	0	Bullish	Bearish	-45.52	47400	1.66	47,350.60
12:28:43	679412	3538		675284	0		-4128	-3538	Bearish	Bearish	-15.27	20950	0.99	20,973.65	12:28:43	805681	-191		1339750	-1909	Long UW	534069	-1718	Bullish	Bearish	-41.50	47400	1.66	47,350.00
12:29:42	679426	14		672287	-2997		-7139	-3011	Bearish	Bearish	-19.92	20950	0.99	20,971.50	12:29:42	805678	-3		1339750	0		534072	3	Bullish	Bearish	-56.35	47300	1.66	47,337.45
12:30:43	679426	0		672287	0		-7139	0	Bearish	Bearish	-18.85	20950	0.99	20,969.90	12:30:43	805678	0		1339750	0		534072	0	Bullish	Bearish	-57.38	47300	1.66	47,335.80
12:31:43	684420	4994		673781	1494		-10639	-3500	Bearish	Bearish	-24.51	20950	0.98	20,969.30	12:31:43	809894	4216		1340389	639		530495	-3577	Bullish	Bearish	-66.52	47300	1.66	47,332.30
12:32:44	684420	0		673781	0		-10639	0	Bearish	Bearish	-22.08	20950	0.98	20,970.25	12:32:44	809894	0		1340389	0		530495	0	Bullish	Bearish	-76.17	47300	1.66	47,328.60
12:33:42	684420	0		673781	0		-10639	0	Bearish	Bearish	-19.10	20950	0.98	20,969.75	12:33:42	809894	0		1340389	0		530495	0	Bullish	Bearish	-57.42	47300	1.66	47,330.10
12:34:42	685337	917		672339	-1442	Long UW	-12998	-2359	Bearish	Bearish	-17.81	20950	0.98	20,968.70	12:34:42	809894	0		1346091	5702		536197	5702	Bullish	Bearish	-59.49	47300	1.66	47,321.25
12:35:43	685337	0		672339	0		-12998	0	Bearish	Bearish	-23.79	20950	0.98	20,964.80	12:35:43	809212	-682		1346091	0		536879	682	Bullish	Bearish	-62.46	47300	1.66	47,318.10
12:36:42	685337	0		672339	0		-12998	0	Bearish	Bearish	-17.66	20950	0.98	20,968.40	12:36:42	809212	0		1346091	0		536879	0	Bullish	Bearish	-54.94	47300	1.66	47,334.30
12:37:43	686304	967		675869	3530		-10435	2563	Bearish	Bearish	-17.87	20950	0.98	20,965.65	12:37:43	807161	-2051	Short C	1345995	-96		538834	1955	Bullish	Bearish	-53.84	47300	1.67	47,328.10
12:38:43	686304	0		675869	0		-10435	0	Bearish	Bullish	-22.51	20950	0.98	20,969.80	12:38:43	807161	0		1345995	0		538834	0	Bullish	Bearish	-83.09	47300	1.67	47,319.70
12:39:43	686304	0		675869	0		-10435	0	Bearish	Bearish	-17.98	20950	0.98	20,967.10	12:39:43	807161	0		1345995	0		538834	0	Bullish	Bearish	-60.63	47300	1.67	47,323.50
12:40:42	691939	5635		668651	-7218	Long UW	-23288	-12853	Bearish	Bullish	-18.40	20950	0.97	20,972.95	12:40:42	807282	121		1332156	-13839	Long UW	524874	-13960	Bullish	Bearish	-52.72	47300	1.65	47,342.85
12:41:42	691937	-2		668651	0		-23286	2	Bearish	Bullish	-10.38	20950	0.97	20,974.00	12:41:42	807306	24		1332156	0		524850	-24	Bullish	Bullish	-30.79	47400	1.65	47,350.65
12:42:42	691937	0		668651	0		-23286	0	Bearish	Bullish	-10.52	20950	0.97	20,973.85	12:42:42	807306	0		1332156	0		524850	0	Bullish	Bullish	-19.85	47400	1.65	47,354.10
12:43:42	697888	5951		669955	1304		-27933	-4647	Bearish	Bullish	-10.91	20950	0.96	20,970.15	12:43:42	807306	0		1341027	8871		533721	8871	Bullish	Bullish	-40.98	47300	1.66	47,345.85
12:44:42	697888	0		669955	0		-27933	0	Bearish	Bullish	-13.40	20950	0.96	20,973.05	12:44:42	810853	3547		1341027	0		530174	-3547	Bullish	Bullish	-45.09	47300	1.65	47,346.05
12:45:42	697888	0		669955	0		-27933	0	Bearish	Bullish	-15.69	20950	0.96	20,971.70	12:45:42	810853	0		1341027	0		530174	0	Bullish	Bullish	-52.53	47300	1.65	47,345.10
12:46:43	701089	3201		669955	0		-31134	-3201	Bearish	Bullish	-11.33	20950	0.96	20,973.10	12:46:43	816084	5231		1341027	0		524943	-5231	Bullish	Bullish	-37.51	47400	1.64	47,353.75
12:47:42	701089	0		670879	924		-30210	924	Bearish	Bullish	-14.02	21000	0.96	20,976.70	12:47:42	816107	23		1348791	7764		532684	7741	Bullish	Bullish	-39.49	47400	1.65	47,352.05
12:48:44	701089	0		670879	0		-30210	0	Bearish	Bullish	-12.06	21000	0.96	20,978.00	12:48:44	816107	0		1348791	0		532684	0	Bullish	Bullish	-42.50	47300	1.65	47,348.95
12:49:42	701089	0		670493	-386		-30596	-386	Bearish	Bullish	-3.17	21000	0.96	20,981.30	12:49:42	817921	1814		1353020	4229		535099	2415	Bullish	Bullish	-22.41	47400	1.65	47,355.15
12:50:42	702217	1128		670493	0		-31724	-1128	Bearish	Bullish	-4.27	21000	0.95	20,979.45	12:50:42	817913	-8		1353020	0		535107	8	Bullish	Bullish	-33.86	47400	1.65	47,352.30
12:51:43	702217	0		670493	0		-31724	0	Bearish	Bullish	-9.51	21000	0.95	20,975.35	12:51:43	817913	0		1353020	0		535107	0	Bullish	Bullish	-47.32	47300	1.65	47,339.05
12:52:41	700596	-1621	Short C	666155	-4338	Long UW	-34441	-2717	Bearish	Bullish	-8.29	21000	0.95	20,977.40	12:52:41	818734	821		1353020	0		534286	-821	Bullish	Bullish	-37.51	47300	1.65	47,345.35
12:53:44	700596	0		666155	0		-34441	0	Bearish	Bearish	-15.62	20950	0.95	20,970.35	12:53:44	818734	0		1357226	4206		538492	4206	Bullish	Bearish	-56.86	47300	1.66	47,326.80
12:54:42	700596	0		666155	0		-34441	0	Bearish	Bearish	-16.19	20950	0.95	20,971.50	12:54:42	818734	0		1357226	0		538492	0	Bullish	Bearish	-57.60	47300	1.66	47,333.40
12:55:44	705103	4507		667048	893		-38055	-3614	Bearish	Bearish	-14.03	20950	0.95	20,971.50	12:55:44	821502	2768		1360991	3765		539489	997	Bullish	Bearish	-47.11	47300	1.66	47,333.40
12:56:43	705116	13		667048	0		-38068	-13	Bearish	Bullish	-16.07	20950	0.95	20,974.70	12:56:43	821499	-3		1360991	0		539492	3	Bullish	Bearish	-53.18			

Nifty ATM	Nifty Spot	Nifty Pre O	Nifty Open	Nifty High	Nifty Low	India VIX	Current Expiry	Exp High	21,105.30	79.20	Not Break	Resistanc	21000	BN ATM	BN Spot	BN Pre CL	BN Open	BN High	BN Low	India VIX	Monday	Exp High	47,548.80	-39.20	Breakout	Resistanc	47500		
21000	20,994.50	20969.4	20,965.30	21,026.10	20,923.70	12.76	2023-12-14	Exp Low	20,825.30	98.40	Not Break	Support	20900	47300	47,284.25	47,262.00	47,233.30	47,588.00	47,186.80	12.76	Observer	Exp Low	46,917.80	268.80	Not Break	Support	47000		
Time	Call COI (Bearish ▼)	Call COI (+▲-▼)	Short Covering	Put COI (Bullish ▲)	Put COI (+▲-▼)	Long UW	NET Oi	+▲-▼	Net Oi Signal	Price Action Signal	VWAP Diff	Strike	Nifty PCR	Nifty LTP	Time	Call COI (Bearish ▼)	Call COI (+▲-▼)	Short Covering	Put COI (Bullish ▲)	Put COI (+▲-▼)	Long Unwinding	NET Oi	+▲-▼	Net Oi Signal	Price Action Signal	VWAP Diff	Strike	BN PCR	BN LTP
13:21:43	705437	0	0	671279	0		-34158	0	Bearish	Bullish	-0.61	21000	0.95	20,984.50	13:21:43	829830	0	0	1365827	0		535997	0	Bullish	Bullish	-1.46	47400	1.65	47,374.95
13:22:42	706897	1460	0	672190	911		-34707	-549	Bearish	Bullish	-2.75	21000	0.95	20,981.35	13:22:42	829830	0	0	1365827	0		535997	0	Bullish	Bullish	-17.80	47400	1.65	47,366.65
13:23:43	706897	0	0	672190	0		-34707	0	Bearish	Bullish	-9.50	21000	0.95	20,978.65	13:23:43	832969	3139	0	1364795	-1032	Long UW	531826	-4171	Bullish	Bullish	-16.39	47400	1.64	47,373.05
13:24:43	706897	0	0	672190	0		-34707	0	Bearish	Bullish	-8.84	21000	0.95	20,981.75	13:24:43	832969	0	0	1364795	0		531826	0	Bullish	Bullish	-14.23	47400	1.64	47,374.65
13:25:44	707931	1034	0	672988	798		-34943	-236	Bearish	Bullish	-3.69	21000	0.95	20,983.95	13:25:44	837300	4331	0	1364795	0		527495	-4331	Bullish	Bullish	-6.22	47400	1.63	47,382.00
13:26:42	707931	0	0	672988	0		-34943	0	Bearish	Bullish	1.06	21000	0.95	20,987.95	13:26:42	837300	0	0	1365779	984		528479	984	Bullish	Bullish	18.96	47400	1.63	47,389.25
13:27:43	707931	0	0	672988	0		-34943	0	Bearish	Bullish	-1.89	21000	0.95	20,986.05	13:27:43	837300	0	0	1365779	0		528479	0	Bullish	Bullish	9.22	47400	1.63	47,386.55
13:28:43	709072	1141	0	672039	-949		-37033	-2090	Bearish	Bullish	-3.03	21000	0.95	20,987.55	13:28:43	837300	0	0	1370541	4762		533241	4762	Bullish	Bullish	8.27	47400	1.64	47,398.00
13:29:43	708833	-239	0	672039	0		-36794	239	Bearish	Bullish	-3.23	21000	0.95	20,984.90	13:29:43	837441	141	0	1370541	0		533100	-141	Bullish	Bullish	14.30	47400	1.64	47,392.80
13:30:44	708833	0	0	672039	0		-36794	0	Bearish	Bullish	-6.38	21000	0.95	20,983.85	13:30:44	837441	0	0	1370541	0		533100	0	Bullish	Bullish	8.23	47400	1.64	47,390.75
13:31:44	712396	3563	0	672961	922		-39435	-2641	Bearish	Bullish	-4.62	21000	0.94	20,983.70	13:31:44	843318	5877	0	1370541	0		527223	-5877	Bullish	Bullish	8.57	47400	1.63	47,392.45
13:32:43	712396	0	0	672961	0		-39435	0	Bearish	Bullish	-6.47	21000	0.94	20,983.15	13:32:43	843318	0	0	1373564	3023		530246	3023	Bullish	Bullish	-1.89	47400	1.63	47,384.30
13:33:44	712396	0	0	672961	0		-39435	0	Bearish	Bullish	-9.80	21000	0.94	20,979.55	13:33:44	843318	0	0	1373564	0		530246	0	Bullish	Bullish	-7.93	47400	1.63	47,380.45
13:34:42	713103	707	0	672961	0		-40142	-707	Bearish	Bullish	-7.79	21000	0.94	20,984.55	13:34:42	843126	-192	0	1371377	-2187	Long UW	528251	-1995	Bullish	Bullish	6.33	47400	1.63	47,384.70
13:35:44	713103	0	0	675378	2417		-37725	2417	Bearish	Bullish	1.11	21000	0.95	20,986.65	13:35:44	843174	48	0	1371377	0		528203	-48	Bullish	Bullish	8.67	47400	1.63	47,391.65
13:36:43	713103	0	0	675378	0		-37725	0	Bearish	Bullish	1.31	21000	0.95	20,988.30	13:36:43	843174	0	0	1371377	0		528203	0	Bullish	Bullish	12.76	47400	1.63	47,392.85
13:37:42	713103	0	0	675844	466		-37259	466	Bearish	Bullish	4.30	21000	0.95	20,991.05	13:37:42	843174	0	0	1372735	1358		529561	1358	Bullish	Bullish	10.49	47400	1.63	47,383.35
13:38:43	707809	-5294	Short C	675844	0		-31965	5294	Bearish	Bullish	1.19	21000	0.95	20,988.75	13:38:43	841409	-1765	Short C	1372735	0		531326	1765	Bullish	Bullish	9.33	47400	1.63	47,391.20
13:39:42	707809	0	0	675844	0		-31965	0	Bearish	Bullish	5.09	21000	0.95	20,991.10	13:39:42	841409	0	0	1372735	0		531326	0	Bullish	Bullish	16.27	47400	1.63	47,394.85
13:40:43	707102	-707	0	679534	3690		-27568	4397	Bearish	Bullish	1.94	21000	0.96	20,988.85	13:40:43	841409	0	0	1372735	0		531326	0	Bullish	Bullish	8.36	47400	1.63	47,385.90
13:41:43	707117	15	0	679534	0		-27583	-15	Bearish	Bullish	-2.01	21000	0.96	20,987.35	13:41:43	840483	-926	0	1372577	-158		532094	768	Bullish	Bullish	-8.30	47400	1.63	47,379.30
13:42:43	707117	0	0	679534	0		-27583	0	Bearish	Bullish	-0.21	21000	0.96	20,988.30	13:42:43	840483	0	0	1372577	0		532094	0	Bullish	Bullish	-1.64	47400	1.63	47,385.50
13:43:40	707117	0	0	680261	727		-26856	727	Bearish	Bullish	8.62	21000	0.96	20,994.70	13:43:40	827777	-12706	Short C	1369941	-2636	Long UW	542164	10070	Bullish	Bullish	5.71	47400	1.65	47,398.00
13:44:42	696273	-10844	Short C	680261	0		-16012	10844	Bearish	Bullish	6.20	21000	0.98	20,993.30	13:44:42	827777	0	0	1369941	0		542164	0	Bullish	Bullish	28.01	47400	1.65	47,392.00
13:45:44	696273	0	0	680261	0		-16012	0	Bearish	Bullish	6.09	21000	0.98	20,993.15	13:45:44	827777	0	0	1369941	0		542164	0	Bullish	Bullish	18.90	47400	1.65	47,394.95
13:46:43	695135	-1138	Short C	678700	-1561	Long UW	-16435	-423	Bearish	Bullish	3.74	21000	0.98	20,988.60	13:46:43	827777	0	0	1369941	0		542164	0	Bullish	Bullish	17.58	47400	1.65	47,390.10
13:47:43	695135	0	0	678700	0		-16435	0	Bearish	Bullish	3.93	21000	0.98	20,989.90	13:47:43	832988	5211	0	1369936	-5		536948	-5216	Bullish	Bullish	20.54	47400	1.64	47,395.70
13:48:42	695135	0	0	678700	0		-16435	0	Bearish	Bullish	-0.27	21000	0.98	20,985.45	13:48:42	832988	0	0	1369936	0		536948	0	Bullish	Bullish	12.51	47400	1.64	47,383.55
13:49:43	695877	742	0	678122	-578		-17755	-1320	Bearish	Bullish	0.53	21000	0.97	20,987.65	13:49:43	834773	1785	0	1369936	0		535163	-1785	Bullish	Bullish	14.24	47400	1.64	47,388.60
13:50:44	695877	0	0	678122	0		-17755	0	Bearish	Bullish	1.42	21000	0.97	20,984.60	13:50:44	834773	0	0	1372039	2103		537266	2103	Bullish	Bullish	23.71	47400	1.64	47,386.65
13:51:45	695877	0	0	678122	0		-17755	0	Bearish	Bullish	-3.87	21000	0.97	20,983.10	13:51:45	834772	-1	0	1372039	0		537267	1	Bullish	Bullish	9.45	47400	1.64	47,381.20
13:52:44	695877	0	0	678255	133		-17622	133	Bearish	Bullish	-2.52	21000	0.97	20,982.40	13:52:44	834772	0	0	1371906	-133		537134	-133	Bullish	Bullish	1.34	47400	1.64	47,377.50
13:53:43	695422	665	0	678255	0		-18287	-665	Bearish	Bullish	-7.11	21000	0.97	20,975.50	13:53:43	834199	-573	0	1371906	0		537707	573	Bullish	Bullish	-10.10	47400	1.64	47,368.60
13:54:43	695422	0	0	678255	0		-18287	0	Bearish	Bullish	-9.84	21000	0.97	20,977.25	13:54:43	834195	-4	0	1371906	0		537711	4	Bullish	Bullish	-28.92	47400	1.64	47,357.35
13:55:41	700607	4065	0	676915	-1340	Long UW	-23692	-5405	Bearish	Bullish	-13.16	21000	0.97	20,975.10	13:55:41	834195	0	0	1371906	0		537711	0	Bullish	Bullish	-39.82	47400	1.64	47,355.30
13:56:44	700607	0	0	676915	0		-23692	0	Bearish	Bullish	-7.99	21000	0.97	20,975.75	13:56:44	833120	-1075	Short C	1367567	-4339	Long UW	534447	-3264	Bullish	Bullish	-20.90	47400	1.64	47,357.75
13:57:42	700607	0	0	676915	0		-23692	0	Bearish	Bullish	-10.66	20950	0.97	20,973.45	13:57:42	833120	0	0	1367567	0		534447	0	Bullish	Bullish	-32.88	47300	1.64	47,338.95
13:58:42	702222	1615	0	676915	0		-25307	-1615	Bearish	Bullish	-8.35	21000	0.96	20,979.15	13:58:42	832323</													

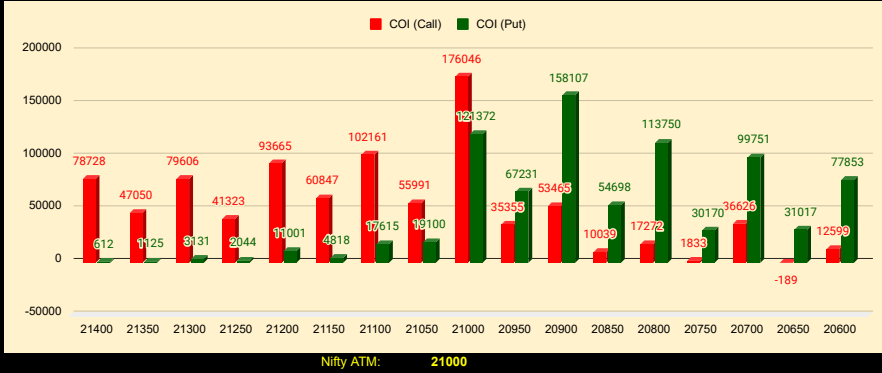
Nifty ATM	Nifty Spot	Nifty Pre CL	Nifty Open	Nifty High	Nifty Low	India VIX	Current Expiry	Exp High	21,105.30	79.20	Not Break	Resistanc	21000	BN ATM	BN Spot	BN Pre CL	BN Open	BN High	BN Low	India VIX	Monday	Exp High	47,548.80	-39.20	Breakout	Resistanc	47500		
21000	20,994.50	20969.4	20,965.30	21,026.10	20,923.70	12.76	2023-12-14	Exp Low	20,825.30	98.40	Not Break	Support	20900	47300	47,284.25	47,262.00	47,233.30	47,588.00	47,186.80	12.76		Exp Low	46,917.80	268.80	Not Break	Support	47000		
Time	Call COI (Bearish ▼)	Call COI (+▲▼)	Short Covering	Put COI (Bullish ▲)	Put COI (+▲▼)	Long UW	NET Oi	+▲▼	Net Oi Signal	Price Action Signal	VWAP Diff	Strike	Nifty PCR	Nifty LTP	Time	Call COI (Bearish ▼)	Call COI (+▲▼)	Short Covering	Put COI (Bullish ▲)	Put COI (+▲▼)	Long Unwinding	NET Oi	+▲▼	Net Oi Signal	Price Action Signal	VWAP Diff	Strike	BN PCR	BN LTP
14:23:44	669598	-28		704441	5010		34843	5038	Bullish	Bullish	10.14	21000	1.05	20,992.30	14:23:44	838009	-37		1377221	261		539262	298	Bullish	Bearish	17.62	47400	1.64	47,379.80
14:24:42	669598	0		704441	0		34843	0	Bullish	Bullish	15.06	21000	1.05	20,994.45	14:24:42	838009	0		1377271	0		539262	0	Bullish	Bullish	30.54	47400	1.64	47,393.85
14:25:42	669598	0		704441	0		34843	0	Bullish	Bullish	11.15	21000	1.05	20,994.30	14:25:42	838009	0		1377271	0		539262	0	Bullish	Bullish	25.52	47400	1.64	47,392.35
14:26:42	666063	-3535	Short C	706426	1985		40363	5520	Bullish	Bullish	13.03	21000	1.06	20,993.60	14:26:42	835558	-2451	Short C	1368864	-8407	Long UW	533306	-5956	Bullish	Bullish	26.44	47400	1.64	47,392.90
14:27:42	666063	0		706426	0		40363	0	Bullish	Bearish	7.52	21000	1.06	20,988.90	14:27:42	835558	0		1368864	0		533306	0	Bullish	Bearish	4.58	47400	1.64	47,383.60
14:28:42	664804	-1259	Short C	704294	-2132	Long UW	39490	-873	Bullish	Bearish	7.02	21000	1.06	20,987.10	14:28:42	835739	181		1367791	-1073	Long UW	532052	-1254	Bullish	Bearish	-2.53	47400	1.64	47,369.70
14:29:42	664804	0		704294	0		39490	0	Bullish	Bearish	5.96	21000	1.06	20,986.10	14:29:42	835739	0		1367791	0		532052	0	Bullish	Bearish	-2.53	47400	1.64	47,364.80
14:30:48	661841	-2963	Short C	704294	0		42453	2963	Bullish	Bearish	3.00	21000	1.06	20,984.40	14:30:48	834063	-1676	Short C	1367791	0		533728	1676	Bullish	Bearish	-17.60	47400	1.64	47,367.20
14:31:42	661841	0		704294	0		42453	0	Bullish	Bearish	3.00	21000	1.06	20,990.55	14:31:42	834063	0		1367791	0		533728	0	Bullish	Bearish	-17.60	47400	1.64	47,374.05
14:32:43	661849	8		703879	-415		42030	-423	Bullish	Bullish	9.95	21000	1.06	20,994.15	14:32:43	832698	-1365	Short C	1367779	-12		535081	1353	Bullish	Bearish	5.95	47400	1.64	47,384.30
14:33:43	661849	0		703879	0		42030	0	Bullish	Bullish	10.13	21000	1.06	20,995.90	14:33:43	832698	0		1367779	0		535081	0	Bullish	Bullish	10.64	47400	1.64	47,385.15
14:34:43	661849	0		703879	0		42030	0	Bullish	Bullish	8.17	21000	1.06	20,996.10	14:34:43	832698	0		1367779	0		535081	0	Bullish	Bearish	16.44	47400	1.64	47,382.75
14:35:42	659622	-2227	Short C	700892	-2987	Long UW	41270	-760	Bullish	Bullish	8.31	21000	1.06	20,998.05	14:35:42	831571	-1127	Short C	1367235	-544		535664	583	Bullish	Bullish	14.13	47400	1.64	47,386.55
14:36:42	659622	0		700892	0		41270	0	Bullish	Bullish	15.94	21000	1.06	21,003.90	14:36:42	831557	-14		1367235	0		535678	14	Bullish	Bullish	42.27	47400	1.64	47,406.90
14:37:42	659454	-168		695809	-5083	Long UW	36355	-4915	Bullish	Bullish	9.91	21000	1.06	21,003.90	14:37:42	826906	-4651	Short C	1353941	-13294	Long UW	527035	-8643	Bullish	Bullish	37.17	47400	1.64	47,406.90
14:38:44	659454	0		695809	0		36355	0	Bullish	Bullish	10.55	21000	1.06	20,998.30	14:38:44	826906	0		1353941	0		527035	0	Bullish	Bullish	47.15	47400	1.64	47,409.45
14:39:43	659454	0		695809	0		36355	0	Bullish	Bullish	10.24	21000	1.06	20,999.60	14:39:43	826906	0		1353941	0		527035	0	Bullish	Bullish	43.39	47400	1.64	47,408.90
14:40:43	657819	-1635	Short C	695809	0		37990	1635	Bullish	Bullish	14.07	21000	1.06	21,000.95	14:40:43	827809	903		1359308	5367		531499	4464	Bullish	Bullish	55.01	47400	1.64	47,410.70
14:41:42	657819	0		697319	1510		39500	1510	Bullish	Bullish	13.72	21000	1.06	21,003.55	14:41:42	827794	-15		1359308	0		531514	15	Bullish	Bullish	68.31	47400	1.64	47,421.00
14:42:43	657819	0		697319	0		39500	0	Bullish	Bullish	15.38	21000	1.06	20,997.35	14:42:43	827794	0		1359308	0		531514	0	Bullish	Bullish	47.84	47400	1.64	47,400.35
14:43:42	657819	0		697319	0		39500	0	Bullish	Bullish	12.76	21000	1.06	20,996.80	14:43:42	827794	0		1359308	0		531514	0	Bullish	Bullish	52.64	47400	1.64	47,402.75
14:44:42	653224	-4595	Short C	696374	-945		43150	3650	Bullish	Bullish	10.45	21000	1.07	20,997.75	14:44:42	812544	-15250	Short C	1360884	1576		548340	16826	Bullish	Bullish	42.02	47400	1.67	47,399.50
14:45:42	653224	0		696374	0		43150	0	Bullish	Bullish	11.69	21000	1.07	20,996.95	14:45:42	812544	0		1360884	0		548340	0	Bullish	Bullish	35.52	47400	1.67	47,393.55
14:46:43	651631	-1593	Short C	698519	2145		46888	3738	Bullish	Bullish	14.17	21000	1.07	20,996.65	14:46:43	802342	-10202	Short C	1359577	-1307	Long UW	557235	8895	Bullish	Bearish	37.34	47400	1.69	47,385.10
14:47:42	651631	0		698519	0		46888	0	Bullish	Bullish	19.24	21000	1.07	20,998.85	14:47:42	802342	0		1359577	0		557235	0	Bullish	Bullish	47.33	47400	1.69	47,394.80
14:48:43	651631	0		698519	0		46888	0	Bullish	Bullish	19.24	21000	1.07	21,001.20	14:48:43	802342	0		1359577	0		557235	0	Bullish	Bullish	47.33	47400	1.69	47,418.05
14:49:42	645189	-6442	Short C	698519	0		53330	6442	Bullish	Bearish	15.67	21000	1.08	21,001.95	14:49:42	802342	0		1360084	507		557742	507	Bullish	Bullish	38.70	47400	1.7	47,410.65
14:50:44	645189	0		695478	-3041	Long UW	50289	-3041	Bullish	Bullish	15.10	21000	1.08	21,002.55	14:50:44	802279	-63		1360077	-7		557798	56	Bullish	Bullish	40.00	47400	1.7	47,417.55
14:51:43	645189	0		695478	0		50289	0	Bullish	Bullish	15.10	21000	1.08	20,999.85	14:51:43	802279	0		1360077	0		557798	0	Bullish	Bullish	40.00	47400	1.7	47,410.90
14:52:43	645189	0		695478	0		50289	0	Bullish	Bearish	13.23	21000	1.08	20,997.00	14:52:43	805309	3030		1360077	0		554768	-3030	Bullish	Bearish	33.30	47400	1.69	47,393.50
14:53:43	640130	-5059	Short C	690894	-4584	Long UW	50764	475	Bullish	Bearish	17.02	21000	1.08	20,999.55	14:53:43	805309	0		1360153	76		554844	76	Bullish	Bearish	31.90	47400	1.69	47,400.55
14:54:44	638951	-1179	Short C	691922	1028		52971	2207	Bullish	Bearish	10.56	21000	1.08	20,999.45	14:54:44	801538	-3771	Short C	1360153	0		558615	3771	Bullish	Bearish	11.88	47400	1.7	47,389.90
14:55:44	638951	0		691922	0		52971	0	Bullish	Bearish	8.33	21000	1.08	20,996.10	14:55:44	801547	9		1359279	-874		557732	-883	Bullish	Bearish	-62.94	47400	1.7	47,374.00
14:56:43	638951	0		691922	0		52971	0	Bullish	Bearish	8.33	21000	1.08	20,994.30	14:56:43	801547	0		1359279	0		557732	0	Bullish	Bearish	-62.94	47300	1.7	47,344.70
14:57:44	638951	0		691922	0		52971	0	Bullish	Bearish	11.51	21000	1.08	20,996.65	14:57:44	801547	0		1359279	0		557732	0	Bullish	Bearish	-14.62	47400	1.7	47,359.25
14:58:44	632530	-6421	Short C	694199	2277		61669	8698	Bullish	Bearish	17.11	21000	1.1	20,990.40	14:58:44	794809	-6738	Short C	1345479	-14700	Long UW	549770	-7962	Bullish	Bearish	6.47	47300	1.69	47,343.30
14:59:51	632530	0		694199	0		61669	0	Bullish	Bearish	18.84	21000	1.1	20,995.05	14:59:51	794809	0		1345479	0		549770	0	Bullish	Bearish	3.16	47400	1.69	47,359.45
15:00:43	632530	0		694955	756		62425	756	Bullish	Bearish	16.52	21000	1.1	20,995.05	15:00:43	792120	-2689	Short C	1344579	0		5							

Nifty ATM	Nifty LTP	Nifty Pre Cl	Nifty Open	Nifty High	Nifty Low	India VIX	Select Expiry	Exp High	21,105.30	79.20	Not Break	BN ATM	BN LTP	BN Pre CL	BN Open	BN High	BN Low	India VIX	Monday	Exp High	47,548.80	-39.20	Breakout		
21000	20,994.50	20969.4	20,965.30	21,026.10	20,923.70	12.76	2023-12-14	Exp Low	20,825.30	98.40	Not Break	47300	47,284.25	47262	47,233.30	47,588.00	47,186.60	12.76		Exp Low	46,917.80	268.80	Not Break		
Call Time Value	Call OI	COI (Call)	Call Volume	OI Change	Call LTP	STRIKE	Put LTP	OI Change	Put Volume	COI (Put)	Put OI	Put Time Value	Call Time Value	Call OI	COI (Call)	Call Volume	OI Change	Call LTP	STRIKE	Put LTP	OI Change	Put Volume	COI (Put)	Put OI	Put Time Value
8.95	47050	47050	567393	0	OTM 8.95	21350	ITM 344.9	0	2005	1125	1125	0.00	33.90	157778	157100	3697174	0	OTM 33.9	48000	ITM 718.85	0	214519	10664	10664	3.10
12.85	80098	79606	825115	0	OTM 12.85	21300	ITM 300	0	23241	3131	3131	0.00	46.20	35290	-4133	2421486	0	OTM 46.2	47900	ITM 630	0	124824	604	873	14.25
18.10	41510	41323	710052	0	OTM 18.1	21250	ITM 255.6	0	23492	2044	2044	0.15	61.20	58669	10597	2953902	0	OTM 61.2	47800	ITM 544.95	0	408785	1876	2370	29.20
26.00	94134	93665	1296848	0	OTM 26	21200	ITM 212	0	182439	11001	11001	6.50	84.00	45826	4586	3029821	0	OTM 84	47700	ITM 465	0	880180	4294	4951	49.25
37.40	61078	60847	1088522	0	OTM 37.4	21150	ITM 172.4	0	164218	4818	4818	16.95	108.80	48509	10441	3950775	0	OTM 108.8	47600	ITM 387.75	0	1938526	6066	7114	72.00
51.90	102536	102161	1847083	0	OTM 51.9	21100	ITM 138	0	689998	17615	17615	32.50	142.00	266957	266120	8259082	0	OTM 142	47500	ITM 325	0	5717709	106312	106312	109.25
71.30	56169	55991	1683517	0	OTM 71.3	21050	ITM 108.4	0	937084	19100	19100	52.90	181.30	55405	25386	6555975	0	OTM 181.3	47400	ITM 265	0	5709512	26019	28617	149.25
94.90	180680	176046	4155125	0	ATM 94.9	21000	ATM 82.5	0	3893188	121372	121396	77.00	231.15	64627	22848	5464094	0	ATM 231.15	47300	ATM 210.85	0	5426553	40091	44801	195.10
79.45	35552	35355	1246655	0	ITM 123.95	20950	OTM 61.25	0	1919034	67231	67231	61.25	202.10	61722	1264	2360428	0	ITM 286.35	47200	OTM 168.35	0	3779377	75819	85921	168.35
62.75	54320	53465	971079	0	ITM 157.25	20900	OTM 45	0	2296276	158107	158109	45.00	166.10	45439	45439	811554	0	ITM 350.35	47100	OTM 134	0	2344636	79580	79580	134.00
51.95	10341	10039	169463	0	ITM 196.45	20850	OTM 33.5	0	977981	54698	54698	33.50	134.75	70566	67796	1118323	0	ITM 419	47000	OTM 103.25	0	4309354	205053	205053	103.25
41.10	19098	17272	203754	0	ITM 235.6	20800	OTM 24	0	1294579	113750	113750	24.00	112.40	28853	28853	166844	0	ITM 496.65	46900	OTM 82	0	1875303	81351	81351	82.00
35.50	2241	1833	19292	0	ITM 280	20750	OTM 17.15	0	552896	30170	30170	17.15	96.75	17407	17407	129384	0	ITM 581	46800	OTM 64.4	0	1943932	124616	124616	64.40
28.70	39114	36626	54952	0	ITM 323.2	20700	OTM 12.8	0	860874	99751	99751	12.80	85.75	19042	18914	52669	0	ITM 670	46700	OTM 49.95	0	1449185	85756	85756	49.95
26.60	950	-189	2438	0	ITM 371.1	20650	OTM 9.15	0	411652	31017	31017	9.15	75.45	13959	13877	24687	0	ITM 759.7	46600	OTM 37.2	0	1218756	83585	83585	37.20
24.85	16619	12599	32939	0	ITM 419.35	20600	OTM 7.8	0	496417	77853	77903	7.80	62.85	20209	16942	52382	0	ITM 847.1	46500	OTM 30	0	2002586	163881	163881	30.00
21.50	1981	525	1227	0	ITM 466	20550	OTM 6.15	0	300195	25765	25765	6.15	59.15	5408	5337	6695	0	ITM 943.4	46400	OTM 23.85	0	961155	102073	102073	23.85
	843471	513009								586861	838624			1015666	708774								1197640	1217518	
15:32						11-Dec-2023 15:32:32	NIFTY NET OI	73852		Nifty50 PCR :	1.14	15:32							11-Dec-2023 15:32:32	BN NET OI	488866		Bank Nifty PCR :	1.69	

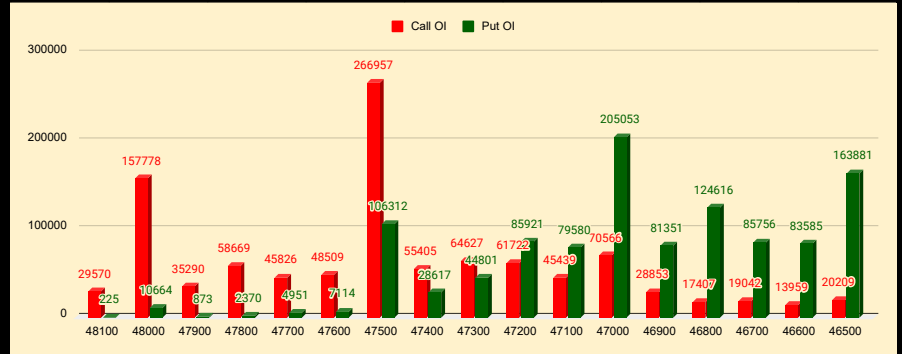
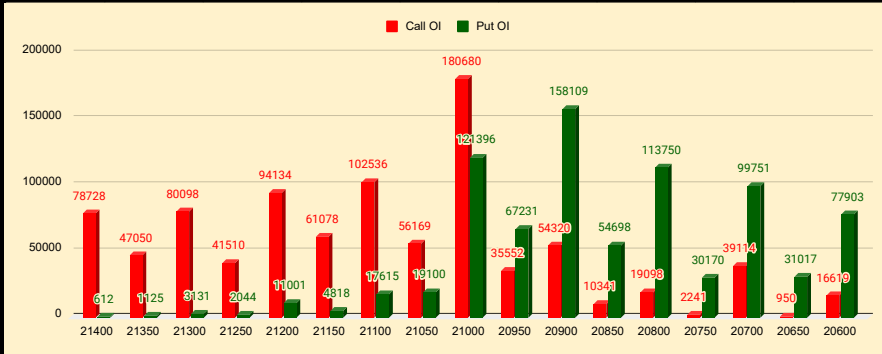
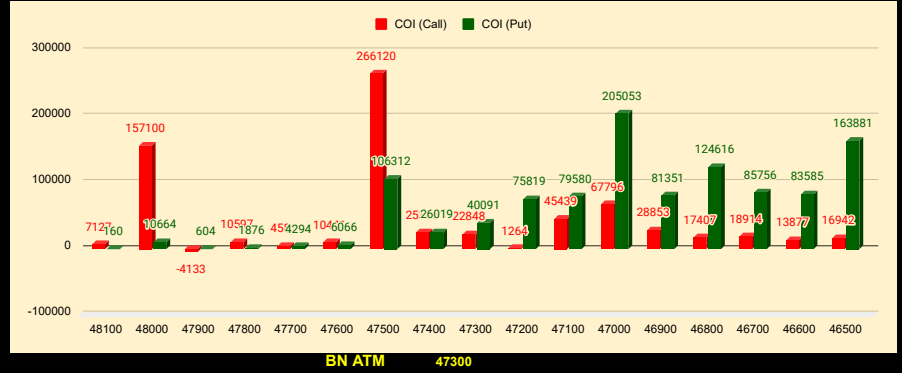
NIFTY 50

BANK NIFTY

11-Dec-2023 15:33:00 Monday



11-Dec-2023 15:33:00 Monday



Golden Rules using OiDeer

Avoid Signals of VWAP difference below 9-10 Points

9-10 प्वाइंट से नीचे VWAP अंतर के सिग्नल से बचें

PCR above 2 Strong Bullish & PCR Below 0.50 is Strong Bearish. If Call COI is negative then it will show 100 PCR and If Put COI is negative then it will show 0 PCR

PCR २ के ऊपर Strong बुलिश और PCR ०.५० के निचे स्ट्रॉंग बिअरिश। यदि कॉल COI नेगेटिव है तो यह 100 PCR दिखाएगा और यदि COI पुट नकारात्मक है तो यह 0 PCR दिखाएगा

Rule 1) Both Nifty and Bank Nifty Oi data should be in same direction. If One is Negative and other is positive then Avoid Trade because कौन किसको अपनी तरफ खिंचेगा ये केह नहीं सकते. Let Both Nifty and BN Oi data in Same direction then look for any Opportunity.

नियम 1) निफ्टी और बैंक निफ्टी दोनों डेटा एक ही दिशा में होने चाहिए। यदि एक नकारात्मक है और दूसरा सकारात्मक है तो व्यापार से बचें क्योंकि कौन किसको अपनी तरफ खिंचेगा ये केह नहीं सकते। निफ्टी और बीएन ओआई डेटा दोनों को एक ही दिशा में जाने दें और फिर किसी अवसर की तलाश करें।

Rule 2) Safe traders can wait for All Three Singals become Same color. If all Three Signals are not Same then Please Avoide Trade.

नियम 2) सुरक्षित ट्रेडर तीनों सिग्नल के एक ही रंग में आने का इंतजार कर सकते हैं। यदि तीनों संकेत समान नहीं हैं तो कृपया व्यापार से बचें।

Rule 3) Any upside movement should be supported by short Covering and any downside movement should be supported by Long unwinding.

नियम 3) किसी भी ऊपर की गतिविधि को शॉर्ट कवरींग द्वारा समर्थित किया जाना चाहिए और किसी भी नकारात्मक गतिविधि को लॉन्ग अनवाइंडिंग द्वारा समर्थित किया जाना चाहिए।

Rule 4) if Oi data is Negative (Oi data below red line) and if market already given big downside movement, then please wait till market to Go Up near VWAP and Return then Buy Put PE with SL above VWAP. (VWAP Difference below 10 is best for taking Position)

नियम 4) यदि Oi डेटा नकारात्मक है (लाल रेखा के नीचे Oi डेटा) और यदि बाजार में पहले से ही बड़ी गिरावट है, तो कृपया VWAP के पास बाजार के ऊपर जाने तक प्रतीक्षा करें और फिर VWAP के ऊपर SL के साथ PE खरीदें। (VWAP अंतर 10 से कम स्थिति लेने के लिए सबसे अच्छा है)

Rule 5) if Oi is Positive (Oi data above red line) and if market already given big upside movement then wait for market to come down near VWAP and go up then Buy Call CE with SL below VWAP. (VWAP Difference below 10 is best for taking Position)

नियम 5) यदि Oi धनात्मक है (लाल रेखा के ऊपर Oi डेटा) और यदि बाजार में पहले से ही बड़ी तेजी है तो बाजार के VWAP के पास नीचे आने और ऊपर जाने की प्रतीक्षा करें, फिर VWAP के नीचे SL के साथ कॉल CE खरीदें। (VWAP अंतर 10 से कम स्थिति लेने के लिए सबसे अच्छा है)

Rule 6) In Reversal Case, Take Trade on the Basis of Price Action and VWAP Signal because Net Oi Signal Come Latter.

नियम 6) रिवर्सल केस में, प्राइस एक्शन और VWAP सिग्नल के आधार पर Trade लें क्योंकि नेट Oi सिग्नल बाद में आते हैं।

Rule 7) When your target is done of 40-50 points, Close your PC/laptop and don't look back to Market and Enjoy the day. (निफ्टी बुलाती है मगर जानेका नहीं)

नियम 7) जब आपका लक्ष्य 40-50 अंक का हो जाए, तो अपना पीसी/लैपटॉप बंद कर दें और बाजार की ओर मुड़कर न देखें और दिन का आनंद लें। (निफ्टी बुलाती है मगर जानेका नहीं)

Rule 8) Do not try to catch every movement. Do not Overtrade.

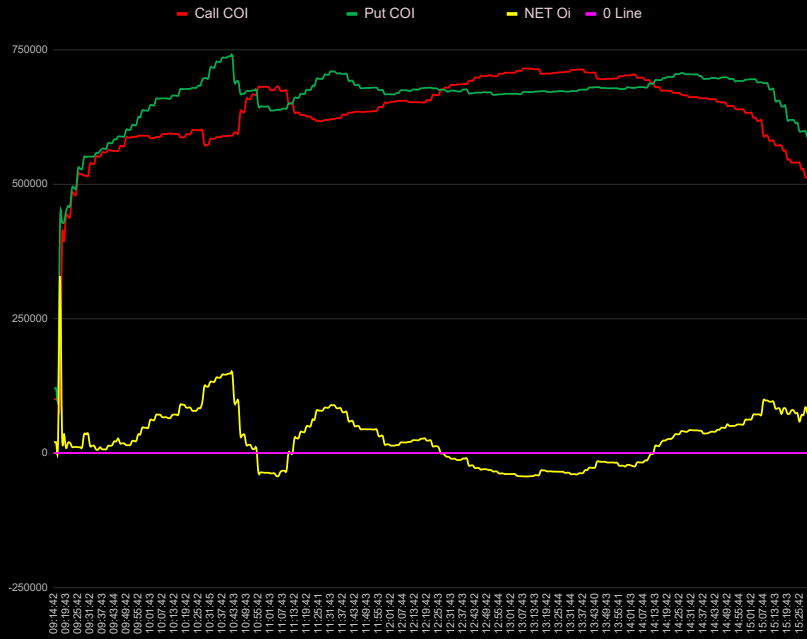
नियम 8) हर Movement को पकड़ने की कोशिश न करें। ओवरट्रेड न करें।

Wish you Happy Trading Day 👍

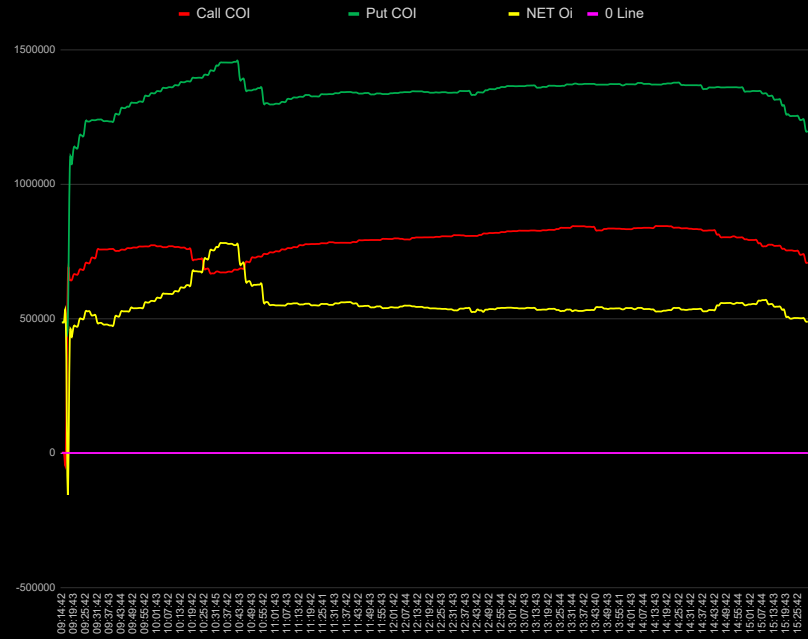
आपको ट्रेडिंग दिवस की शुभकामनाएं 👍



- Team OiDeer



NIFTY 50







BANK NIFTY



Nifty ATM	Nifty Spot	Nifty Pre Cl	Nifty Open	Nifty High	Nifty Low	India VIX	Current Expiry	Exp High	21,105.30	79.20	Not Break	Resistanc	21000	BN ATM	BN Spot	BN Pre CL	BN Open	BN High	BN Low	India VIX	Monday		Exp High	47,548.80	-39.20	Breakout	Resistanc	47500
21000	20,994.50	20969.4	20,965.30	21,026.10	20,923.70	12.76	2023-12-14	Exp Low	20,825.30	98.40	Not Break	Support	20900	47300	47,284.25	47,262.00	47,233.30	47,588.00	47,186.60	12.76			Exp Low	46,917.80	268.80	Not Break	Support	47000
Time	Call COI (Bearish ▼)	Call COI (+▲▼)	Short Covering	Put COI (Bullish ▲)	Put COI (+▲▼)	Long UW	NET Oi	+▲▼	Net Oi Signal	Price Action Signal		Nifty PCR	Nifty LTP	Time	Call COI (Bearish ▼)	Call COI (+▲▼)	Short Covering	Put COI (Bullish ▲)	Put COI (+▲▼)	Long Unwinding	NET Oi	+▲▼	Net Oi Signal	Price Action Signal		BN PCR	BN LTP	
09:18:48	440318	0		449681	0		9363	0	Bullish	Wait		1.02	20,980.10	09:18:48	663891	0		1135025	0		471134	0	Bullish	Wait		1.71	47,442.95	
09:23:45	481713	41395		492874	43193		11161	1798	Bullish	Wait		1.02	20,985.50	09:23:45	682087	18196		1180729	45704		498642	27508	Bullish	Wait		1.73	47,444.60	
09:28:45	515700	33987		550253	53739		34553	23392	Bullish	Wait		1.07	21,011.85	09:28:45	725692	43605		1237689	59660		511997	13355	Bullish	Wait		1.71	47,440.65	
09:33:46	551227	35527		557667	7414		6440	-28113	Bullish	Bullish		1.01	20,985.15	09:33:46	756802	31110		1234374	-3315	Long UW	477572	-34425	Bullish	Bearish		1.63	47,309.85	
09:38:46	558990	7763		565764	8097		6774	334	Bullish	Bullish		1.01	20,999.95	09:38:46	758417	1615		1232846	-1528	Long UW	474429	-3143	Bullish	Bearish		1.63	47,409.75	
09:43:46	561673	2683		583090	17326		21417	14643	Bullish	Bearish		1.04	20,997.35	09:43:46	756117	-2300	Short C	1282762	49916		526645	52216	Bullish	Bearish		1.7	47,429.55	
09:48:47	586474	24801		601041	17951		14567	-6850	Bullish	Bearish		1.02	20,979.55	09:48:47	764042	7925		1302316	19554		538274	11629	Bullish	Bullish		1.7	47,384.50	
09:53:46	587694	1220		609936	8895		22242	7675	Bullish	Bearish		1.04	20,998.40	09:53:46	767720	3678		1306973	4657		539253	979	Bullish	Bearish		1.7	47,387.45	
09:58:46	589898	2204		636875	26939		46977	24735	Bullish	Bullish		1.08	20,999.50	09:58:46	772375	4655		1337728	30755		565353	26100	Bullish	Bearish		1.73	47,418.90	
10:03:45	587887	-2011	Short C	658926	22051		71039	24062	Bullish	Bullish		1.12	21,000.85	10:03:45	765382	-6993	Short C	1357505	19777		592123	26770	Bullish	Bullish		1.77	47,413.05	
10:08:46	592939	5052		659408	482		66469	-4570	Bullish	Bearish		1.11	20,989.00	10:08:46	768784	3402		1360368	2863		591584	-539	Bullish	Bullish		1.77	47,388.45	
10:13:46	593244	305		664574	5166		71330	4861	Bullish	Bullish		1.12	21,001.65	10:13:46	763748	-5036	Short C	1378868	18500		615120	23536	Bullish	Bearish		1.81	47,411.90	
10:18:46	592723	-521		677054	12,400.30		84331	13001	Bullish	Bullish		1.14	21,002.30	10:18:46	719255	-44493	Short C	1394975	16107		675720	60600	Bullish	Bullish		1.94	47,481.15	
10:23:53	600413	7690		678969	1915		78556	-5775	Bullish	Bullish		1.13	21,014.65	10:23:53	721042	1787		1395757	782		674715	-1005	Bullish	Bullish		1.94	47,544.10	
10:28:46	573250	-27163	Short C	696916	17947		123666	45110	Bullish	Bullish		1.22	21,018.70	10:28:46	668128	-52914	Short C	1422141	26384		754013	79298	Bullish	Bullish		2.13	47,557.75	
10:33:46	584255	11005		716640	19724		132385	8719	Bullish	Bullish		1.23	21,018.00	10:33:46	671397	3269		1451608	29467		780211	26198	Bullish	Bullish		2.16	47,537.30	
10:38:47	589358	5103		735108	18468		145750	13365	Bullish	Bearish		1.25	21,014.60	10:38:47	674249	2852		1451985	377		777736	-2475	Bullish	Bearish		2.15	47,522.50	
10:43:45	596000	6642		690553	-44555	Long UW	94553	-51197	Bullish	Bearish		1.16	20,962.70	10:43:45	686074	11825		1389844	-62141	Long UW	703770	-73966	Bullish	Bearish		2.03	47,337.05	
10:48:47	658252	62252		673148	-17405	Long UW	14896	-79657	Bullish	Bearish		1.02	20,973.65	10:48:47	726741	40667		1348525	-41319	Long UW	621784	-81986	Bullish	Bearish		1.86	47,365.15	
10:53:47	666520	8268		674198	1050		7678	-7218	Bullish	Bearish		1.01	20,955.00	10:53:47	730645	3904		1356729	8204		626084	4300	Bullish	Bearish		1.86	47,288.05	
10:58:44	680836	14316		643984	-30214	Long UW	-36852	-44530	Bearish	Bullish		0.95	20,983.30	10:58:44	745913	15268		1296322	-60407	Long UW	550409	-75675	Bullish	Bullish		1.74	47,385.55	
11:03:46	674872	-5964	Short C	636942	-7042	Long UW	-37930	-1078	Bearish	Bullish		0.94	20,977.50	11:03:46	750011	4098		1298879	2557		548868	-1541	Bullish	Bearish		1.73	47,335.90	
11:08:46	673246	-1446	Short C	640368	3426		-33058	4872	Bearish	Bullish		0.95	20,995.80	11:08:46	761787	11776		1316594	17715		554807	5939	Bullish	Bullish		1.73	47,359.75	
11:13:46	632900	-40526	Short C	660454	20,006.35		27554	60612	Bullish	Bullish		1.04	21,006.35	11:13:46	772543	10756		1324940	8346		552397	-2410	Bullish	Bearish		1.72	47,363.50	
11:18:45	628662	-4238	Short C	667721	7267		39059	11505	Bullish	Bullish		1.06	21,010.45	11:18:45	776328	3785		1331196	6256		554868	2471	Bullish	Bullish		1.71	47,386.55	
11:23:46	620868	-7794	Short C	682980	15259		62112	23053	Bullish	Bullish		1.01	20,999.85	11:23:46	777486	1158		1326095	-5101	Long UW	548609	-6259	Bullish	Bearish		1.71	47,346.10	
11:28:46	619324	-1544	Short C	703530	20,550		84206	22094	Bullish	Bearish		1.14	20,996.40	11:28:46	783672	6186		1334655	8560		550983	2374	Bullish	Bearish		1.7	47,352.90	
11:33:45	620917	1593		709538	6008		88621	4415	Bullish	Bearish		1.14	20,992.35	11:33:45	781682	-1990	Short C	1338000	3345		556318	5335	Bullish	Bearish		1.71	47,349.80	
11:38:45	628908	7991		704827	-4711	Long UW	75919	-12702	Bullish	Bearish		1.12	20,989.45	11:38:45	781671	-11		1342568	4568		560897	4579	Bullish	Bearish		1.72	47,343.60	
11:43:46	634538	5630		684532	-20295	Long UW	49994	-25925	Bullish	Bearish		1.08	20,992.25	11:43:46	790937	9266		1336765	-5803	Long UW	545828	-15069	Bullish	Bearish		1.69	47,334.40	
11:48:46	634904	366		678877	-5655	Long UW	43973	-6021	Bullish	Bullish		1.07	20,994.80	11:48:46	792033	1096		1333674	-3091	Long UW	541641	-4187	Bullish	Bullish		1.68	47,364.50	
11:53:48	635701	797		679297	420		43596	-377	Bullish	Bearish		1.07	20,984.30	11:53:48	792086	53		1336964	3290		544878	3237	Bullish	Bullish		1.69	47,345.55	
11:58:46	651161	15460		667131	-12166	Long UW	15970	-27626	Bullish	Bearish		1.02	20,983.70	11:58:46	795827	3741		1334929	-2035	Long UW	539102	-5776	Bullish	Bullish		1.68	47,346.90	
12:03:45	653103	1942		666774	-357		13671	-2299	Bullish	Bearish		1.02	20,994.05	12:03:45	797974	2147		1338799	3870		540825	1723	Bullish	Bullish		1.68	47,384.55	
12:08:46	654883	1780		674440	7666		19557	5886	Bullish	Bullish		1.03	20,990.60	12:08:46	794162	-3812	Short C	1342032	3233		547870	7045	Bullish	Bullish		1.69	47,370.30	
12:13:46	652249	-2634	Short C	675886	1446		23637	4080	Bullish	Bullish		1.04	20,987.55	12:13:46	801559	7397		1344872	2840		543313	-4557	Bullish	Bullish		1.68	47,369.05	
12:18:45	651856	-393		679036	3150		27180	3543	Bullish	Bearish		1.04	20,979.80	12:18:45	801952	393		1342475	-2397	Long UW	540523	-2790	Bullish	Bearish		1.67	47,358.55	
12:23:45	665586	13730		678085	-951		12499	-14681	Bullish	Bearish		1.02	20,972.30	12:23:45	803791	1839		1340479	-1996	Long UW	536688	-3835	Bullish	Bearish		1.67	47,347.55	
12:28:44	679412	13826		675284	-2801	Long UW	-4128	-16627	Bearish	Bearish		0.99	20,973.65	12:28:44	805681	1890		1339750	-729		534069	-2619	Bullish	Bearish		1.66	47,350.00	
12:33:46	684420	5008		673781	-1503	Long UW	-10639	-6511	Bearish	Bearish		0.98	20,969.75	12:33:46	809894	4213		1340389	-639		530495	-3574	Bullish	Bearish		1.66	47,330.10	
12:38:45	686304	1884		675869	2088		-10435	204	Bearish	Bearish		0.98	20,969.80	12:38:45	807161	-2733	Short C	1345995	5606		538834	8339	Bullish	Bearish		1.67	47,319.70	
12:43:45	697888	11584		669955	-5914	Long UW	-27933	-17498	Bearish	Bearish		0.96	20,970.15	12:43:45	816036	145		1341027	-4968	Long UW	533721	-5113	Bullish	Bearish		1.66	47,345.85	
12:48:47	701089	3201		670879	924		-30210	-2277	Bearish	Bullish		0.96	20,978.00	12:48:47	817607	8801		1348791	7764		532684	-1037	Bullish	Bullish		1.65	47,348.95	
12:53:47	700596	-493		666155	-4724	Long UW	-34441	-4231	Bearish	Bullish		0.95	20,970.35	12:53:47	818734	2627		1357226	8435		538492	5808	Bullish	Bullish		1.66	47,326.80	
12:58:45	707170	6574		667999	1844		-39171	-4730	Bearish	Bullish		0.94	20,971.50	12:58:45	824337	5603		1364583	7357		540246	1754	Bullish	Bearish		1.66	47,344.05	
13:03:46	710534																											

Nifty ATM	Nifty Spot	Nifty Pre Cl	Nifty Open	Nifty High	Nifty Low	India VIX	Current Expiry	Exp High	21,105.30	79.20	Not Break	Resistanc	21000	BN ATM	BN Spot	BN Pre CL	BN Open	BN High	BN Low	India VIX	Monday		Exp High	47,548.80	-39.20	Breakout	Resistanc	47500	
21000	20,994.50	20969.4	20,965.30	21,026.10	20,923.70	12.76	2023-12-14	Exp Low	20,825.30	98.40	Not Break	Support	20900	47300	47,284.25	47,262.00	47,233.30	47,588.00	47,186.60	12.76			Exp Low	46,917.80	268.80	Not Break	Support	47000	
Time	Call COI (Bearish ▼)	Call COI (+▲▼)	Short Covering	Put COI (Bullish ▲)	Put COI (+▲▼)	Long UW	NET Oi	+▲▼	Net Oi Signal	Price Action Signal			Nifty PCR	Nifty LTP	Time	Call COI (Bearish ▼)	Call COI (+▲▼)	Short Covering	Put COI (Bullish ▲)	Put COI (+▲▼)	Long Unwinding	NET Oi	+▲▼	Net Oi Signal	Price Action Signal			BN PCR	BN LTP
14:18:45	673949	-6386	Short C	699256	5861		25307	12247	Bullish	Bullish			1.04	20,991.55	14:18:45	843797	-7		1374367	4256		530570	4263	Bullish	Bullish			1.63	47,387.95
14:23:47	669598	-4351	Short C	704441	5185		34843	9536	Bullish	Bullish			1.05	20,992.30	14:23:47	838009	-5788	Short C	1377271	2904		539262	8692	Bullish	Bullish			1.64	47,379.80
14:28:47	664804	-4794	Short C	704294	-147		39490	4647	Bullish	Bearish			1.06	20,987.10	14:28:47	835739	-2270	Short C	1367791	-9480	Long UW	532052	-7210	Bullish	Bearish			1.64	47,369.70
14:33:46	661849	-2955	Short C	703879	-415		42030	2540	Bullish	Bullish			1.06	20,995.90	14:33:46	832698	-3041	Short C	1367779	-12		535081	3029	Bullish	Bearish			1.64	47,385.15
14:38:46	659454	-2395	Short C	695809	-8070	Long UW	36355	-5675	Bullish	Bullish			1.06	20,998.30	14:38:46	826906	-5792	Short C	1353941	-13838	Long UW	527035	-8046	Bullish	Bullish			1.64	47,409.45
14:43:45	657819	-1635	Short C	697319	1510		39500	3145	Bullish	Bullish			1.06	20,996.80	14:43:45	827794	888		1359308	5367		531514	4479	Bullish	Bullish			1.64	47,402.75
14:48:48	645189	-12630	Short C	698519	1200		53330	13830	Bullish	Bullish			1.08	21,001.20	14:48:48	802342	-25452	Short C	1360084	776		557742	26228	Bullish	Bullish			1.7	47,418.05
14:53:47	640130	-5059	Short C	690894	-7625	Long UW	50764	-2566	Bullish	Bullish			1.08	20,999.55	14:53:47	805309	2967		1360153	69		554844	-2898	Bullish	Bearish			1.69	47,400.55
14:58:46	632530	-7600	Short C	694199	3305		61669	10905	Bullish	Bearish			1.1	20,990.40	14:58:46	794809	-10500	Short C	1344579	-15574	Long UW	549770	-5074	Bullish	Bearish			1.69	47,343.30
15:03:46	617617	-14913	Short C	689327	-4872	Long UW	71710	10041	Bullish	Bearish			1.12	21,000.00	15:03:46	792107	-2702	Short C	1346033	1454		553926	4156	Bullish	Bearish			1.7	47,354.15
15:08:44	590110	-27507	Short C	687647	-1680	Long UW	97537	25827	Bullish	Bearish			1.17	20,999.30	15:08:44	768918	-23189	Short C	1337300	-8733	Long UW	568382	14456	Bullish	Bearish			1.74	47,311.85
15:13:45	571984	-18126	Short C	654771	-32876	Long UW	82787	-14750	Bullish	Bullish			1.14	21,003.20	15:13:45	770383	1465		1314502	-22798	Long UW	544119	-24263	Bullish	Bullish			1.71	47,368.10
15:18:47	562199	-9785	Short C	619302	-35469	Long UW	57103	-25684	Bullish	Bearish			1.1	20,986.80	15:18:47	759574	-10809	Short C	1292253	-22249	Long UW	532679	-11440	Bullish	Bearish			1.7	47,281.45
15:23:46	540024	-22175	Short C	613631	-5671	Long UW	73607	16504	Bullish	Bearish			1.14	20,993.20	15:23:46	751504	-8070	Short C	1253344	-38909	Long UW	501840	-30839	Bullish	Bearish			1.67	47,284.50
15:28:46	513009	-27015	Short C	586861	-26770	Long UW	73852	245	Bullish	Bearish			1.14	20,997.15	15:28:46	708774	-42730	Short C	1197640	-55704	Long UW	488866	-12974	Bullish	Bearish			1.69	47,271.50

Nifty ATM	Nifty Spot	Nifty Pre Cl	Nifty Open	Nifty High	Nifty Low	India VIX	Current Expiry	Exp High	21,105.30	79.20	Not Break	Resistanc	21000	BN ATM	BN Spot	BN Pre CL	BN Open	BN High	BN Low	India VIX	Monday		Exp High	47,548.80	-39.20	Breakout	Resistanc	47500
21000	20,994.50	20969.4	20,965.30	21,026.10	20,923.70	12.76	2023-12-14	Exp Low	20,825.30	98.40	Not Break	Support	20900	47300	47,284.25	47,262.00	47,233.30	47,588.00	47,186.60	12.76			Exp Low	46,917.80	268.80	Not Break	Support	47000
Time	Call COI (Bearish ▼)	Call COI (+▲▼)	Short Covering	Put COI (Bullish ▲)	Put COI (+▲▼)	Long UW	NET Oi	+▲▼	Net Oi Signal	Price Action Signal		Nifty PCR	Nifty LTP	Time	Call COI (Bearish ▼)	Call COI (+▲▼)	Short Covering	Put COI (Bullish ▲)	Put COI (+▲▼)	Long Unwinding	NET Oi	+▲▼	Net Oi Signal	Price Action Signal		BN PCR	BN LTP	
09:14:37	100207	0		120278	0		20071	0	Bullish	Wait		1.2	20,965.30	09:14:37	1675	0		486788	0		485113	0	Bullish	Wait		290.62	47,233.30	
09:24:37	481713	381506		492874	372596		11161	-8910	Bullish	Bullish		1.02	21,001.00	09:24:37	682087	680412		1180729	693941		498642	13529	Bullish	Bullish		1.73	47,461.40	
09:34:36	551227	69514		557667	64793		6440	-4721	Bullish	Bearish		1.01	20,985.15	09:34:36	756802	74715		1234374	53645		477572	-21070	Bullish	Bearish		1.63	47,309.85	
09:44:36	561673	10446		583090	25423		21417	14977	Bullish	Bullish		1.04	20,988.00	09:44:36	756117	-685		1282762	48388		536645	49073	Bullish	Bullish		1.7	47,411.75	
09:54:37	587694	26021		609936	26846		22242	825	Bullish	Bullish		1.04	20,995.25	09:54:37	767720	11603		1306973	24211		539253	12608	Bullish	Bearish		1.7	47,403.05	
10:04:37	587887	193		658926	48990		71039	48797	Bullish	Bullish		1.12	20,997.75	10:04:37	765382	-2338	Short C	1357505	50532		592123	52870	Bullish	Bullish		1.77	47,418.45	
10:14:38	593244	5357		664574	5648		71330	291	Bullish	Bullish		1.12	21,003.70	10:14:38	763748	-1634	Short C	1378868	21363		615120	22997	Bullish	Bullish		1.81	47,427.05	
10:24:37	600413	7169		678969	14395		78556	7226	Bullish	Bullish		1.13	21,014.65	10:24:37	721042	-42706	Short C	1395757	16889		674715	59595	Bullish	Bullish		1.94	47,544.10	
10:34:36	587258	-13155	Short C	727396	48427		140138	61582	Bullish	Bullish		1.24	21,020.70	10:34:36	671458	-49584	Short C	1452215	56458		780757	106042	Bullish	Bearish		2.16	47,533.05	
10:44:37	596000	8742		690553	-36843	Long UW	94553	-45585	Bullish	Bearish		1.16	20,962.90	10:44:37	686074	14616		1389844	-62371	Long UW	703770	-76987	Bullish	Bearish		2.03	47,340.65	
10:54:46	680639	84639		644405	-46148	Long UW	-36234	-130787	Bearish	Bearish		0.95	20,953.75	10:54:46	739973	53899		1300801	-89043	Long UW	560828	-142942	Bullish	Bearish		1.76	47,297.80	
11:04:40	680979	340		638173	-6232	Long UW	-42806	-6572	Bearish	Bullish		0.94	20,983.50	11:04:40	756900	16927		1305450	4649		548550	-12278	Bullish	Bullish		1.72	47,341.05	
11:14:37	632900	-48079	Short C	660454	22281		27554	70360	Bullish	Bullish		1.04	21,005.55	11:14:37	772543	15643		1324940	19490		552397	3847	Bullish	Bullish		1.72	47,365.50	
11:24:37	620868	-12032	Short C	682980	22526		62112	34558	Bullish	Bearish		1.1	21,003.00	11:24:37	777486	4943		1326095	1155		548609	-3788	Bullish	Bearish		1.71	47,349.90	
11:34:36	622682	1814		705906	22926		83224	21112	Bullish	Bearish		1.13	20,993.75	11:34:36	781893	4407		1341942	15847		560049	11440	Bullish	Bearish		1.72	47,346.65	
11:44:36	634538	11856		684532	-21374	Long UW	49994	-33230	Bullish	Bullish		1.08	20,996.10	11:44:36	790937	9044		1336765	-5177	Long UW	545828	-14221	Bullish	Bullish		1.69	47,350.10	
11:54:38	635701	1163		679297	-5235	Long UW	43596	-6398	Bullish	Bearish		1.07	20,982.35	11:54:38	792086	1149		1336964	199		544878	-950	Bullish	Bearish		1.69	47,343.00	
12:04:37	654752	19051		669547	-9750	Long UW	14795	-28801	Bullish	Bullish		1.02	20,990.35	12:04:37	796339	4253		1340965	4001		544626	-252	Bullish	Bullish		1.68	47,372.85	
12:14:37	652249	-2503	Short C	675886	6339		23637	8842	Bullish	Bearish		1.04	20,984.35	12:14:37	801559	5220		1344872	3907		543313	-1313	Bullish	Bearish		1.68	47,362.20	
12:24:36	665586	13337		678085	2199		12499	-11138	Bullish	Bearish		1.02	20,971.40	12:24:36	803791	2232		1340479	-4393	Long UW	536688	-6625	Bullish	Bearish		1.67	47,350.15	
12:34:37	685337	19751		672339	-5746	Long UW	-12998	-25497	Bearish	Bearish		0.98	20,968.70	12:34:37	809894	6103		1346091	5612		536197	-491	Bullish	Bearish		1.66	47,321.25	
12:44:38	697888	12551		669955	-2384	Long UW	-27933	-14935	Bearish	Bullish		0.96	20,973.05	12:44:38	810853	959		1341027	-5064	Long UW	530174	-6023	Bullish	Bullish		1.65	47,346.05	
12:54:36	700596	2708		666155	-3800	Long UW	-34441	-6508	Bearish	Bearish		0.95	20,971.50	12:54:36	818734	7881		1357226	16199		538492	8318	Bullish	Bearish		1.66	47,333.40	
13:04:36	710534	9938		667969	1814		-42565	-8124	Bearish	Bullish		0.94	20,974.05	13:04:36	826870	8136		1364404	7178		537534	-958	Bullish	Bullish		1.65	47,349.45	
13:14:37	713448	2914		672063	4094		-41385	1180	Bearish	Bearish		0.94	20,971.65	13:14:37	826387	-483		1358908	-5496	Long UW	532521	-5013	Bullish	Bearish		1.64	47,347.00	
13:24:37	706897	-6551	Short C	672190	127		-34707	6678	Bearish	Bullish		0.95	20,981.75	13:24:37	832969	6582		1364795	5887		531826	-695	Bullish	Bullish		1.64	47,374.65	
13:34:37	713103	6206		672961	771		-40142	-5435	Bearish	Bullish		0.94	20,984.55	13:34:37	843126	10157		1371377	6582		528251	-3575	Bullish	Bullish		1.63	47,384.70	
13:44:36	696273	-16830	Short C	680261	7300		-16012	24130	Bearish	Bullish		0.98	20,993.30	13:44:36	827777	-15349	Short C	1369941	-1436	Long UW	542164	13913	Bullish	Bullish		1.65	47,392.00	
13:54:37	696542	269		678255	-2006	Long UW	-18287	-2275	Bearish	Bearish		0.97	20,977.25	13:54:37	834195	6418		1371906	1965		537711	-4453	Bullish	Bearish		1.64	47,357.35	
14:04:36	697895	1353		680269	2014		-17626	661	Bearish	Bullish		0.97	20,992.60	14:04:36	836580	2385		1376023	4117		539443	1732	Bullish	Bullish		1.64	47,361.00	
14:14:39	680335	-17560	Short C	693395	13126		13060	30686	Bullish	Bullish		1.02	20,993.70	14:14:39	843804	7224		1370111	-5912	Long UW	526307	-13136	Bullish	Bullish		1.62	47,390.40	
14:24:37	669598	-10737	Short C	704441	11046		34843	21783	Bullish	Bullish		1.05	20,994.45	14:24:37	838009	-5795	Short C	1377271	7160		539262	12955	Bullish	Bullish		1.64	47,393.85	
14:34:37	661849	-7749	Short C	703879	-562		42030	7187	Bullish	Bullish		1.06	20,996.10	14:34:37	832698	-5311	Short C	1367779	-9492	Long UW	535081	-4181	Bullish	Bearish		1.64	47,382.75	
14:44:38	653224	-8625	Short C	696374	-7505	Long UW	43150	1120	Bullish	Bullish		1.07	20,997.75	14:44:38	812544	-20154	Short C	1360884	-6895	Long UW	548340	13259	Bullish	Bullish		1.67	47,399.50	
14:54:36	640130	-13094	Short C	690894	-5480		50764	7614	Bullish	Bullish		1.08	20,999.45	14:54:36	805309	-7235	Short C	1360153	-731		554844	6504	Bullish	Bearish		1.69	47,389.90	
15:04:37	617617	-22513	Short C	689327	-1567	Long UW	71710	20946	Bullish	Bullish		1.12	21,003.80	15:04:37	792107	-13202	Short C	1346033	-14120	Long UW	553926	-918	Bullish	Bearish		1.7	47,369.90	
15:14:36	571984	-45633	Short C	654771	-34556	Long UW	82787	11077	Bullish	Bullish		1.14	21,005.85	15:14:36	770383	-21724	Short C	1314502	-31531	Long UW	544119	-9807	Bullish	Bearish		1.71	47,368.10	
15:24:36	540024	-31960	Short C	613631	-41140	Long UW	73607	-9180	Bullish	Bearish		1.14	20,994.65	15:24:36	751504	-18879	Short C	1253344	-61158	Long UW	501840	-42279	Bullish	Bearish		1.67	47,307.40	

Nifty ATM	Nifty Spot	Nifty Pre Cl	Nifty Open	Nifty High	Nifty Low	India VIX	Current Expiry	Exp High	21,105.30	79.20	Not Break	Resistanc	21000	BN ATM	BN Spot	BN Pre CL	BN Open	BN High	BN Low	India VIX	Monday		Exp High	47,548.80	-39.20	Breakout	Resistanc	47500
21000	20,994.50	20969.4	20,965.30	21,026.10	20,923.70	12.76	2023-12-14	Exp Low	20,825.30	98.40	Not Break	Support	20900	47300	47,284.25	47,262.00	47,233.30	47,588.00	47,186.60	12.76			Exp Low	46,917.80	268.80	Not Break	Support	47000
Time	Call COI (Bearish ▼)	Call COI (+▲▼)	Short Covering	Put COI (Bullish ▲)	Put COI (+▲▼)	Long UW	NET Oi	+▲▼	Net Oi Signal	Price Action Signal		Nifty PCR	Nifty LTP	Time	Call COI (Bearish ▼)	Call COI (+▲▼)	Short Covering	Put COI (Bullish ▲)	Put COI (+▲▼)	Long Unwinding	NET Oi	+▲▼	Net Oi Signal	Price Action Signal		BN PCR	BN LTP	
09:22:50	481713	0		492874	0		11161	0	Bullish	Wait		1.02	20,985.50	09:22:50	682087	0		1180729	0		498642	0	Bullish	Wait		1.73	47,444.60	
09:37:49	558990	77277		565764	72890		6774	-4387	Bullish	Bullish		1.01	20,999.95	09:37:49	758417	76330		1232846	52117		474429	-24213	Bullish	Bearish		1.63	47,409.75	
09:52:52	587694	28704		609936	44172		22242	15468	Bullish	Bearish		1.04	20,998.40	09:52:52	767720	9303		1306973	74127		539253	64824	Bullish	Bearish		1.7	47,387.45	
10:07:49	592939	5245		659408	49472		66469	44227	Bullish	Bearish		1.11	20,996.30	10:07:49	768784	1064		1360368	53395		591584	52331	Bullish	Bullish		1.77	47,408.20	
10:22:48	600413	7474		678969	19561		78556	12087	Bullish	Bullish		1.13	21,006.20	10:22:48	721097	-47687	Short C	1395757	35389		674660	83076	Bullish	Bullish		1.94	47,486.75	
10:37:49	589358	-11055	Short C	735108	56139		145750	67194	Bullish	Bullish		1.25	21,014.60	10:37:49	674249	-46848	Short C	1451985	56228		777736	103076	Bullish	Bullish		2.15	47,522.50	
10:52:49	666520	77162		674198	-60910	Long UW	7678	-138072	Bullish	Bearish		1.01	20,955.00	10:52:49	730645	56396		1356729	-95256	Long UW	626084	-151652	Bullish	Bearish		1.86	47,288.05	
11:07:49	673426	6906		640368	-33830	Long UW	-33058	-40736	Bearish	Bullish		0.95	20,995.80	11:07:49	761787	31142		1316594	-40135	Long UW	554807	-71277	Bullish	Bullish		1.73	47,359.75	
11:22:48	620868	-52558	Short C	682980	42612		62112	95170	Bullish	Bullish		1.1	20,999.85	11:22:48	777486	15699		1326095	9501		548609	-6198	Bullish	Bearish		1.71	47,346.10	
11:37:48	628908	8040		704827	21847		75919	13807	Bullish	Bearish		1.12	20,989.45	11:37:48	781671	4185		1342568	16473		560897	12288	Bullish	Bearish		1.72	47,343.60	
11:52:49	635701	6793		679297	-25530	Long UW	43596	-32323	Bullish	Bearish		1.07	20,984.30	11:52:49	792086	10415		1336964	-5604	Long UW	544878	-16019	Bullish	Bullish		1.69	47,345.55	
12:07:51	654883	19182		674440	-4857	Long UW	19557	-24039	Bullish	Bullish		1.03	20,990.60	12:07:51	794162	2076		1342032	5068		547870	2992	Bullish	Bullish		1.69	47,370.30	
12:22:49	665586	10703		678085	3645		12499	-7058	Bullish	Bearish		1.02	20,977.90	12:22:49	803791	9629		1340479	-1553	Long UW	536688	-11182	Bullish	Bearish		1.67	47,366.15	
12:37:49	686304	20718		675869	-2216	Long UW	-10435	-22934	Bearish	Bearish		0.98	20,965.65	12:37:49	807161	3370		1345995	5516		538834	2146	Bullish	Bearish		1.67	47,328.10	
12:52:48	700596	14292		666155	-9714	Long UW	-34441	-24006	Bearish	Bullish		0.95	20,977.40	12:52:48	818734	11573		1357226	11231		538492	-342	Bullish	Bullish		1.66	47,345.35	
13:07:48	714794	14198		671169	5014		-43625	-9184	Bearish	Bearish		0.94	20,971.95	13:07:48	826601	7867		1366328	9102		539727	1235	Bullish	Bullish		1.65	47,347.40	
13:22:47	706897	-7897	Short C	672190	1021		-34707	8918	Bearish	Bullish		0.95	20,981.35	13:22:47	832969	6368		1364795	-1533	Long UW	531826	-7901	Bullish	Bullish		1.64	47,366.65	
13:37:49	707809	912		675844	3654		-31965	2742	Bearish	Bullish		0.95	20,988.75	13:37:49	841409	8440		1372735	7940		531326	-500	Bullish	Bullish		1.63	47,391.20	
13:52:49	696542	-11267	Short C	678255	2411		-18287	13678	Bearish	Bearish		0.97	20,975.50	13:52:49	834199	-7210	Short C	1371906	-829		537707	6381	Bullish	Bearish		1.64	47,368.60	
14:07:51	693380	-3162	Short C	679639	1384		-13741	4546	Bearish	Bullish		0.98	20,988.80	14:07:51	837461	3262		1372772	866		535311	-2396	Bullish	Bullish		1.64	47,377.15	
14:22:48	669598	-23782	Short C	704441	24802		34843	48584	Bullish	Bearish		1.05	20,987.30	14:22:48	838009	548		1377271	4499		539262	3951	Bullish	Bearish		1.64	47,364.50	
14:37:49	659454	-10144	Short C	695809	-8632	Long UW	36355	1512	Bullish	Bearish		1.06	20,987.30	14:37:49	826906	-11103	Short C	1353941	-23330	Long UW	527035	-12227	Bullish	Bearish		1.64	47,364.50	
14:52:50	640130	-19324	Short C	690894	-4915	Long UW	50764	14409	Bullish	Bullish		1.08	20,999.55	14:52:50	805309	-21597	Short C	1360153	6212		554844	27809	Bullish	Bullish		1.69	47,400.55	
15:07:49	590110	-50020	Short C	687647	-3247	Long UW	97537	46773	Bullish	Bullish		1.17	21,004.60	15:07:49	768918	-36391	Short C	1337300	-22853	Long UW	568382	13538	Bullish	Bearish		1.74	47,310.60	
15:22:49	540024	-50086	Short C	613631	-74016	Long UW	73607	-23930	Bullish	Bearish		1.14	20,990.50	15:22:49	751504	-17414	Short C	1253344	-83956	Long UW	501840	-66542	Bullish	Bearish		1.67	47,284.10	

Bank Nifty Component						Nifty Component					
Sr No	Name	LTP	Prev Cl	Change	Gainer	Sr No	Name	LTP	Prev Cl	Change	Gainer
1	HDFC Bank	1,650.00	1,653.20	-3.20	6	1	RELIANCE	2460.90	2455.75	5.15	32
2	ICICI Bank	1,016.75	1,010.85	5.90	Looser	2	HDFCBANK	1650.00	1653.20	-3.20	Looser
3	SBI	614.05	614.15	-0.10	6	3	INFY	1489.60	1491.15	-1.55	19
4	Kotak Mahindra Bank	1,846.30	1,838.45	7.85		4	ICICIBANK	1015.35	1010.85	4.50	
5	Axis Bank	1,115.00	1,131.20	-16.20		5	TCS	3643.00	3626.70	16.30	
6	IndusInd Bank	1,522.85	1,508.95	13.90		6	KOTAKBANK	1841.80	1838.45	3.35	
7	Bank of Baroda Ltd	215.10	212.00	3.10		7	HINDUNILVR	2503.85	2522.30	-18.45	
8	AU Small Finance Bank	739.00	740.50	-1.50		8	AXISBANK	1116.10	1131.20	-15.10	
9	Federal Bank	154.25	154.50	-0.25		9	LT	3385.45	3378.45	7.00	
10	IDFC First Bank	87.45	88.05	-0.60		10	ITC	453.20	449.15	4.05	
11	Bandhan Bank	237.95	237.05	0.90		11	SBIN	614.20	614.15	0.05	
12	Punjab National Bank	88.30	86.55	1.75		12	BAJFINANCE	7294.40	7307.60	-13.20	
						13	ASIANPAINT	3236.95	3232.00	4.95	
						14	BHARTIARTL	1001.15	1000.25	0.90	
						15	HCLTECH	1374.85	1364.10	10.75	
						16	MARUTI	10554.65	10618.55	-63.90	
						17	TATASTEEL	130.15	129.20	0.95	
						18	WIPRO	420.50	422.60	-2.10	
						19	ULTRACEMCO	9714.10	9413.55	300.55	
						20	M&M	1653.65	1668.55	-14.90	
						21	BAJAJFINSV	1702.00	1710.15	-8.15	
						22	SUNPHARMA	1235.30	1235.80	-0.50	
						23	TITAN	3631.00	3634.65	-3.65	
						24	TECHM	1231.95	1225.30	6.65	
						25	DRREDDY	5475.00	5763.90	-288.90	
						26	JSWSTEEL	846.40	839.35	7.05	
						27	NESTLEIND	25103.10	24789.60	313.50	
						28	INDUSINDBK	1520.95	1508.95	12.00	
						29	TATAMOTORS	720.70	714.55	6.15	
						30	POWERGRID	231.45	228.60	2.85	
						31	GRASIM	2084.25	2070.05	14.20	
						32	HDFCLIFE	674.30	671.25	3.05	
						33	DIVISLAB	3668.00	3681.75	-13.75	
Common Stocks & its Weightage in Nifty50 & Bank Nifty											
	Sr no	Common Stocks	Nifty50	Bank Nifty							
	1	HDFCBANK	8.87	26.30							
	2	ICICIBANK	8.00	24.67							
	3	AXISBANK	2.29	12.18							
	4	SBIN	2.66	11.03							
	5	KOTAKBANK	3.91	10.63							
	6	INDUSINDBK	0.80	5.44							
			26.53	90.25							
Fin Nifty Component											
Sr No	Name	LTP	Prev Cl	Change	Gainer						
1	IEX	153.50	152.70	0.80	10						
2	SBICARD	756.00	759.95	-3.95	Looser						
3	ICICIGI	1,448.05	1,449.40	-1.35	10						
4	LICHSGFIN	529.55	532.30	-2.75							
5	BAJFINANCE	7,294.40	7,307.60	-13.20							
6	SBILIFE	1,461.50	1,465.20	-3.70							
7	AXISBANK	1,116.10	1,131.20	-15.10							

8	BAJAJFINSV	1,702.00	1,710.15	-8.15			34	NTPC	287.25	285.05	2.20
9	SBIN	614.20	614.15	0.05			35	HINDALCO	522.25	520.35	1.90
10	ICICIBANK	1,015.35	1,010.85	4.50			36	BAJAJ-AUTO	6141.35	6075.70	65.65
11	MUTHOOTFIN	1,446.45	1,440.65	5.80			37	ADANI PORTS	1032.55	1022.95	9.60
12	KOTAKBANK	1,841.80	1,838.45	3.35			38	CIPLA	1203.30	1219.10	-15.80
13	CHOLAFIN	1,176.00	1,166.65	9.35			39	TATA CONSUM	951.00	946.60	4.40
14	HDFCBANK	1,650.00	1,653.20	-3.20			40	SBILIFE	1461.50	1465.20	-3.70
15	RECLTD	408.20	405.45	2.75			41	BPCL	466.25	470.45	-4.20
16	HDFCLIFE	674.30	671.25	3.05			42	UPL	602.50	585.20	17.30
17	ICICIPRULI	538.25	543.55	-5.30			43	BRITANNIA	4946.60	4942.20	4.40
18	SHRIRAMFIN	2,046.75	2,031.60	15.15			44	ONGC	197.85	195.95	1.90
19	PFC	389.25	384.60	4.65			45	EICHERMOT	4023.40	4055.00	-31.60
20	HDFCAMC	2,976.95	2,987.05	-10.10			46	HEROMOTOCO	3710.50	3715.75	-5.25
							47	ADANI ENT	2862.00	2822.15	39.85
							48	COALINDIA	353.70	351.00	2.70
							49	APOLLOHOSP	5545.80	5555.35	-9.55
							50	LTIM	5764.95	5708.70	56.25

Sectors	Per % Change	Ranking			1 - FMCG		2 - Automobile		3 - Metal		4 - Consumer Durables	
FMCG	20.45%	1	Rank	Stock Name	LTP	Stock Name	LTP	Stock Name	LTP	Stock Name	LTP	
Automobile	17.06%	2	1	RADICO	1668 (99.15)	TIINDIA	3972.8 (398.6)	JINDALSTEL	722.4 (36.15)	DIXON	6370.3 (405.4)	
Metal	13.16%	3	2	VBL	1100 (33.05)	MOTHERSON	96.9 (1.9)	SAIL	100.85 (2.75)	WHIRLPOOL	1340.3 (27.95)	
Consumer Durables	9.94%	4	3	MARICO	543 (12.5)	TVSMOTOR	1935.5 (32.8)	APLAPOLLO	1644.75 (43.2)	AMBER	3144.9 (52.5)	
Realty	9.36%	5	4	GODREJCP	1043.05 (21.5)	BHARATFORG	1195.25 (18.1)	ADANIEN	2862 (39.85)	TTKPRESTIG	767 (5.9)	
Media	5.00%	6	5	EMAMILTD	507.9 (9.95)	BOSCHLTD	21940.85 (314.6)	VEDL	247.85 (3.05)	RELAXO	922.95 (4.2)	
IT	4.55%	7	6	UBL	1755 (30.35)	BAJAJ-AUTO	6141.35 (65.65)	HINDZINC	326.4 (3.75)	KAJARIACER	1390.1 (4.6)	
Oil & Gas	3.63%	8	7	NESTLEIND	25103.1 (313.5)	TATAMOTORS	720.7 (6.15)	MOIL	304.95 (2.55)	BATAINDIA	1667.95 (4.6)	
Banking	2.32%	9	8	ITC	453.2 (4.05)	MRF	118830.6 (881.2)	JSWSTEEL	846.4 (7.05)	HAVELLS	1345.4 (2.4)	
Pharma	-5.47%	10	9	DABUR	550.8 (3.3)	ASHOKLEY	175.7 (0.8)	TATASTEEL	130.15 (0.95)	RAJESHEXPO	357.75 (0.05)	
Company Name	Sector	Symbol	O=H (Bearish)	O=L (Bullish)	LTP	Change	Per % Change	Prev Cl	Open	High	Low	
AU Small Finance Bank Ltd.	Banking	AUBANK			737	-3.5	-0.47%	740.5	744.45	746	735.75	
Axis Bank Ltd.	Banking	AXISBANK			1116.1	-15.1	-1.33%	1131.2	1129	1139.4	1114.2	
Bandhan Bank Ltd.	Banking	BANDHANBNK			237.95	0.9	0.38%	237.05	237.75	243.45	237	
Bank of Baroda	Banking	BANKBARODA			215.3	3.3	1.56%	212	213	217.25	212.9	
Federal Bank Ltd.	Banking	FEDERALBNK			154.25	-0.25	-0.16%	154.5	154.6	157.2	153.6	
HDFC Bank Ltd.	Banking	HDFCBANK			1650	-3.2	-0.19%	1653.2	1650.05	1663.7	1647	
ICICI Bank Ltd.	Banking	ICICIBANK			1015.35	4.5	0.45%	1010.85	1007.1	1020	1004.65	
IDFC First Bank Ltd.	Banking	IDFCFIRSTB			87.25	-0.8	-0.91%	88.05	88.5	88.6	87.15	
IndusInd Bank Ltd.	Banking	INDUSINDBK			1520.95	12	0.80%	1508.95	1512.8	1537.95	1510	
Kotak Mahindra Bank Ltd.	Banking	KOTAKBANK			1841.8	3.35	0.18%	1838.45	1845	1861.65	1840.3	
Punjab National Bank	Banking	PNB			88.3	1.75	2.02%	86.55	86.6	89.35	86.55	
State Bank of India	Banking	SBIN			614.2	0.05	0.01%	614.15	615	619.9	613.1	
Ashok Leyland Ltd.	Automobile	ASHOKLEY			175.7	0.8	0.46%	174.9	174.85	176.5	174.35	
Bajaj Auto Ltd.	Automobile	BAJAJ-AUTO			6141.35	65.65	1.08%	6075.7	6085	6144.45	6018.3	
Balkrishna Industries Ltd.	Automobile	BALKRISIND	O=H		2578.7	-26.95	-1.03%	2605.65	2604.9	2604.9	2565.5	
Bharat Forge Ltd.	Automobile	BHARATFORG			1195.25	18.1	1.54%	1177.15	1181.7	1200.5	1175.05	
Bosch Ltd.	Automobile	BOSCHLTD			21940.85	314.6	1.45%	21626.25	21626.25	21940.85	21585.95	
Eicher Motors Ltd.	Automobile	EICHERMOT			4023.4	-31.6	-0.78%	4055	4055	4068.9	4022.1	
Hero MotoCorp Ltd.	Automobile	HEROMOTOCO			3710.5	-5.25	-0.14%	3715.75	3715.75	3728.65	3683	
MRF Ltd.	Automobile	MRF			118830.6	881.2	0.75%	117949.4	117950	119600	117616.1	
Mahindra & Mahindra Ltd.	Automobile	M&M			1653.65	-14.9	-0.89%	1668.55	1674	1674.45	1647.1	
Maruti Suzuki India Ltd.	Automobile	MARUTI			10554.65	-63.9	-0.60%	10618.55	10630	10638	10500.05	
Samvardhana Motherson International Ltd.	Automobile	MOTHERSON			96.9	1.9	2.00%	95	95.55	98	95.4	
Sona BLW Precision Forgings Ltd.	Automobile	SONACOMS			568.9	-2.9	-0.51%	571.8	571.8	573	566.25	
TVS Motor Company Ltd.	Automobile	TVSMOTOR			1935.5	32.8	1.72%	1902.7	1907.15	1935.6	1903	
Tata Motors Ltd.	Automobile	TATAMOTORS			720.7	6.15	0.86%	714.55	717.8	726.5	716.55	
Tube Investments of India Ltd.	Automobile	TIINDIA			3972.8	398.6	11.15%	3574.2	3605	4050	3570	
Britannia Industries Ltd.	FMCG	BRITANNIA			4946.6	4.4	0.09%	4942.2	4959.9	4974.5	4900.05	
Colgate Palmolive (India) Ltd.	FMCG	COLPAL			2287.9	-5.9	-0.26%	2293.8	2280	2301.5	2266.6	
Dabur India Ltd.	FMCG	DABUR			550.8	3.3	0.60%	547.5	548	551.35	545.05	
Emami Ltd.	FMCG	EMAMILTD			507.9	9.95	2.00%	497.95	498.95	510	494.25	
Godrej Consumer Products Ltd.	FMCG	GODREJCP			1043.05	21.5	2.10%	1021.55	1026.2	1045.75	1017.5	
Hindustan Unilever Ltd.	FMCG	HINDUNILVR			2503.85	-18.45	-0.73%	2522.3	2522.3	2529.95	2499	
ITC Ltd.	FMCG	ITC			453.2	4.05	0.90%	449.15	451.5	453.6	449.3	

Marico Ltd.	FMCG	MARICO		543	12.5	2.36%	530.5	530.5	543.05	529.1
Nestle India Ltd.	FMCG	NESTLEIND		25103.1	313.5	1.26%	24789.6	24880	25120	24639
Procter & Gamble Hygiene & Health Care Ltd	FMCG	PGHH		17200.05	37.95	0.22%	17162.1	17200	17440.7	17135.85
Radico Khaitan Ltd	FMCG	RADICO		1668	99.15	6.32%	1568.85	1587.45	1672	1573
Tata Consumer Products Ltd.	FMCG	TATACONSUM		951	4.4	0.46%	946.6	949.9	953	944.05
United Breweries Ltd.	FMCG	UBL		1755	30.35	1.76%	1724.65	1725	1755	1715
United Spirits Ltd.	FMCG	MCDOWELL-N		1047.9	2.65	0.25%	1045.25	1043	1052	1041.3
Varun Beverages Ltd.	FMCG	VBL		1100	33.05	3.10%	1066.95	1073.9	1109	1071
Coforge Ltd.	IT	COFORGE		5862.3	79.3	1.37%	5783	5808	5908	5798.65
HCL Technologies Ltd.	IT	HCLTECH		1374.85	10.75	0.79%	1364.1	1370.1	1383	1366.05
Infosys Ltd.	IT	INFY		1489.6	-1.55	-0.10%	1491.15	1490	1498	1482
L&T Technology Services Ltd.	IT	LTTS		4942.5	3.45	0.07%	4939.05	4974	5014	4937.1
LTIMindtree Ltd.	IT	LTIM		5764.95	56.25	0.99%	5708.7	5736	5800	5695.6
Mphasis Ltd.	IT	MPHASIS		2425	-2.05	-0.08%	2427.05	2439	2470.95	2422
Persistent Systems Ltd.	IT	PERSISTENT		6530.8	66.3	1.03%	6464.5	6500	6540	6462
Tata Consultancy Services Ltd.	IT	TCS		3643	16.3	0.45%	3626.7	3622.9	3653	3615
Tech Mahindra Ltd.	IT	TECHM		1231.95	6.65	0.54%	1225.3	1231	1240.5	1225.3
Wipro Ltd.	IT	WIPRO		420.5	-2.1	-0.50%	422.6	420	422.2	417.25
Dish TV India Ltd.	Media	DISHTV		20.1	0.75	3.88%	19.35	19.4	20.3	19.05
Hathway Cable & Datacom Ltd.	Media	HATHWAY		20.55	0.9	4.58%	19.65	19.8	20.85	19.75
Inox Leisure Ltd.	Media	INOXLEISUR	O=H	0	0	0.00%	0	0	0	0
Navneet Education Ltd.	Media	NAVNETEDUL	O=L	143.6	0.4	0.28%	143.2	143.95	145.5	142.6
Nazara Technologies Ltd.	Media	NAZARA		798	-15.6	-1.92%	813.6	819.2	824.5	794.75
Network18 Media & Investments Ltd.	Media	NETWORK18		84.35	-3.2	-3.66%	87.55	87.6	88.7	84.1
PVR Ltd.	Media	PVR	O=H	0	0	0.00%	0	0	0	0
Sun TV Network Ltd.	Media	SUNTV	O=H	673	1.4	0.21%	671.6	677	677	666.05
TV18 Broadcast Ltd.	Media	TV18BRDCST		48.55	-0.7	-1.42%	49.25	49.9	50.75	48.15
Zee Entertainment Enterprises Ltd.	Media	ZEEL		287.45	8.5	3.05%	278.95	280.1	287.7	277.5
APL Apollo Tubes Ltd.	Metal	APLAPOLLO		1644.75	43.2	2.70%	1601.55	1601	1644.9	1596.95
Adani Enterprises Ltd.	Metal	ADANIEN		2862	39.85	1.41%	2822.15	2837.05	2919.9	2811.05
Hindalco Industries Ltd.	Metal	HINDALCO		522.25	1.9	0.37%	520.35	520.3	523.8	517.1
Hindustan Copper Ltd.	Metal	HINDCOPPER		182.65	-3.55	-1.91%	186.2	186.35	186.5	178.8
Hindustan Zinc Ltd.	Metal	HINDZINC		326.4	3.75	1.16%	322.65	324	326.8	323.55
JSW Steel Ltd.	Metal	JSWSTEEL		846.4	7.05	0.84%	839.35	841.55	847	831.8
Jindal Stainless Ltd.	Metal	JSL		541.6	1.4	0.26%	540.2	546.15	555	540.15
Jindal Steel & Power Ltd.	Metal	JINDALSTEL		722.4	36.15	5.27%	686.25	687.25	722.6	685
MOIL Ltd.	Metal	MOIL		304.95	2.55	0.84%	302.4	304	309.25	302.5
National Aluminium Co. Ltd.	Metal	NATIONALUM		98.05	0.6	0.62%	97.45	97.9	98.7	97.2
Ratnamani Metals & Tubes Ltd.	Metal	RATNAMANI		3549	-41.25	-1.15%	3590.25	3580	3698.95	3530
Steel Authority of India Ltd.	Metal	SAIL		100.85	2.75	2.80%	98.1	98.1	100.95	97.75
Tata Steel Ltd.	Metal	TATASTEEL		130.15	0.95	0.74%	129.2	129.85	130.5	128.75
Vedanta Ltd.	Metal	VEDL		247.85	3.05	1.25%	244.8	247.15	249.75	244.3
Welspun Corp Ltd.	Metal	WELCORP		528	-10.95	-2.03%	538.95	541.1	541.6	525.1
Abbott India Ltd.	Pharma	ABBOTINDIA		23060	202	0.88%	22858	22984.05	23095	22690.05
Alkem Laboratories Ltd.	Pharma	ALKEM	O=H	4739	-57.05	-1.19%	4796.05	4795.95	4795.95	4681.9
Aurobindo Pharma Ltd.	Pharma	AUROPHARMA		1004.75	-12.65	-1.24%	1017.4	1015	1016	996.3
Biocon Ltd.	Pharma	BIOCON		240.05	1.05	0.44%	239	239.8	240.55	237.65

Cipla Ltd.	Pharma	CIPLA		1203.3	-15.8	-1.30%	1219.1	1217.6	1218.95	1195.05
Divi's Laboratories Ltd.	Pharma	DIVISLAB		3668	-13.75	-0.37%	3681.75	3679	3693.55	3641.75
Dr. Reddy's Laboratories Ltd.	Pharma	DRREDDY		5475	-288.9	-5.01%	5763.9	5500	5578	5370
Gland Pharma Ltd.	Pharma	GLAND		1800.65	22.9	1.29%	1777.75	1779.95	1807.2	1756.55
Glaxosmithkline Pharmaceuticals Ltd.	Pharma	GLAXO		1680	-10.1	-0.60%	1690.1	1693	1697.95	1673.95
Glenmark Pharmaceuticals Ltd.	Pharma	GLENMARK		819.4	23.45	2.95%	795.95	800	830.95	791.75
Granules India Ltd.	Pharma	GRANULES	O=H	383.7	-4.75	-1.22%	388.45	388	388	383.45
Ipca Laboratories Ltd.	Pharma	IPCALAB		1109.25	-10.05	-0.90%	1119.3	1119.9	1125.7	1104.8
Laurus Labs Ltd.	Pharma	LAURUSLABS		391.15	7.5	1.95%	383.65	385	393.9	381.95
Lupin Ltd.	Pharma	LUPIN		1228.7	-10.65	-0.86%	1239.35	1239.5	1247.2	1224.05
NATCO Pharma Ltd.	Pharma	NATCOPHARM		771.9	-8.35	-1.07%	780.25	782.6	784.75	771
Pfizer Ltd.	Pharma	PFIZER	O=H	4093	12.4	0.30%	4080.6	4096	4096	4060.6
Sanofi India Ltd.	Pharma	SANOFI		8173.25	43.05	0.53%	8130.2	8160	8201.85	8060
Sun Pharmaceutical Industries Ltd.	Pharma	SUNPHARMA		1235.3	-0.5	-0.04%	1235.8	1236	1246.35	1215.1
Torrent Pharmaceuticals Ltd.	Pharma	TORNTPHARM		2071.5	18.05	0.88%	2053.45	2058.8	2080	2037.7
Zydus Lifesciences Ltd.	Pharma	ZYDUSLIFE		632.85	-5.7	-0.89%	638.55	644.45	645.3	632.05
Brigade Enterprises Ltd.	Realty	BRIGADE		828	5.45	0.66%	822.55	828.8	832	819
DLF Ltd.	Realty	DLF		665.9	16	2.46%	649.9	654.45	673.6	653.3
Godrej Properties Ltd.	Realty	GODREJPROP		1918.05	-12.1	-0.63%	1930.15	1931.2	1965.5	1915
Indiabulls Real Estate Ltd.	Realty	IBREALEST		91.55	1.65	1.84%	89.9	91	94.4	90.4
Macrotech Developers Ltd.	Realty	LODHA		932	14.3	1.56%	917.7	922.25	932.1	912.7
Oberoi Realty Ltd.	Realty	OBEROIRLTY	O=L	1450.1	2.75	0.19%	1447.35	1405	1464.1	1405
Phoenix Mills Ltd.	Realty	PHOENIXLTD		2210.7	1.65	0.07%	2209.05	2221.85	2247.7	2183.45
Prestige Estates Projects Ltd.	Realty	PRESTIGE		1173.55	-12.9	-1.09%	1186.45	1194	1198.3	1150.7
Sobha Ltd.	Realty	SOBHA		1064	32.1	3.11%	1031.9	1040	1088.95	1029
Suntech Realty Ltd.	Realty	SUNTECK		499.05	5.8	1.18%	493.25	493.4	511.3	493
Amber Enterprises India Ltd.	Consumer Durat	AMBER		3144.9	52.5	1.70%	3092.4	3145	3167.95	3080
Bata India Ltd.	Consumer Durat	BATAINDIA		1667.95	4.6	0.28%	1663.35	1668	1687.55	1660
Blue Star Ltd.	Consumer Durat	BLUESTARCO	O=H	999	-6.25	-0.62%	1005.25	1008	1008	991
Crompton Greaves Consumer Electricals Ltd.	Consumer Durat	CROMPTON		297.45	-2	-0.67%	299.45	299	302.5	296.8
Dixon Technologies (India) Ltd.	Consumer Durat	DIXON		6370.3	405.4	6.80%	5964.9	5980	6387.65	5961
Havells India Ltd.	Consumer Durat	HAVELLS		1345.4	2.4	0.18%	1343	1348	1348.7	1338.3
Kajaria Ceramics Ltd.	Consumer Durat	KAJARIACER	O=L	1390.1	4.6	0.33%	1385.5	1385.5	1408	1385.5
Orient Electric Ltd.	Consumer Durat	ORIENTELEC		216.95	-0.95	-0.44%	217.9	218.2	219.85	215.8
Rajesh Exports Ltd.	Consumer Durat	RAJESHXPO		357.75	0.05	0.01%	357.7	359.4	360.4	356.1
Relaxo Footwears Ltd.	Consumer Durat	RELAXO		922.95	4.2	0.46%	918.75	919	923	909.25
TTK Prestige Ltd.	Consumer Durat	TTKPRESTIG		767	5.9	0.78%	761.1	765	779.7	761.2
Titan Company Ltd.	Consumer Durat	TITAN		3631	-3.65	-0.10%	3634.65	3634.55	3644.6	3598.3
V-Guard Industries Ltd.	Consumer Durat	VGUARD		297.6	-1.75	-0.58%	299.35	300.3	301.8	296.65
Voltas Ltd.	Consumer Durat	VOLTAS		852.85	-2.6	-0.30%	855.45	859.9	865.85	851.1
Whirlpool of India Ltd.	Consumer Durat	WHIRLPOOL		1340.3	27.95	2.13%	1312.35	1324.8	1344.3	1310
Adani Total Gas Ltd.	Oil & Gas	ATGL		1169.95	13.15	1.14%	1156.8	1179.95	1225	1130.3
Aegis Logistics Ltd.	Oil & Gas	AEGISCHEM		390.2	13.05	3.46%	377.15	379	392.7	375.25
Bharat Petroleum Corporation Ltd.	Oil & Gas	BPCL	O=H	466.25	-4.2	-0.89%	470.45	474.85	474.85	456.55
Castrol India Ltd.	Oil & Gas	CASTROLIND		140.9	0.45	0.32%	140.45	141.2	142.45	140.1
GAIL (India) Ltd.	Oil & Gas	GAIL		140.8	0.45	0.32%	140.35	140.05	143.1	139.75
Gujarat Gas Ltd.	Oil & Gas	GUJGASLTD		441	0.7	0.16%	440.3	441	446.5	439.6

Gujarat State Petronet Ltd.	Oil & Gas	GSPL			300.8	2.85	0.96%	297.95	299.1	302.25	296.45
Hindustan Petroleum Corporation Ltd.	Oil & Gas	HINDPETRO			360.7	-16.8	-4.45%	377.5	380	382.35	358.2
Indian Oil Corporation Ltd.	Oil & Gas	IOC			117.7	-1.1	-0.93%	118.8	119.9	121	116.6
Indraprastha Gas Ltd.	Oil & Gas	IGL			401.9	0.8	0.20%	401.1	403.8	406.1	400.5
Mahanagar Gas Ltd.	Oil & Gas	MGL			1179.45	23.7	2.05%	1155.75	1164.8	1191.7	1158.55
Oil & Natural Gas Corporation Ltd.	Oil & Gas	ONGC			197.85	1.9	0.97%	195.95	197.05	200.85	196.1
Oil India Ltd.	Oil & Gas	OIL			318.9	-1	-0.31%	319.9	322	323.8	316.55
Petronet LNG Ltd.	Oil & Gas	PETRONET			210.9	0.9	0.43%	210	211.15	212.55	209.85
Reliance Industries Ltd.	Oil & Gas	RELIANCE			2460.9	5.15	0.21%	2455.75	2456	2467.6	2452.4

Top 15 Bearish Stocks | Sell !!! Sell !! Sell!!

Symbol	Sector	O=H	Per %	LTP	OPEN	HIGH	LOW	for STBT sell after 3 pm			
HINDPETRO (F&O)	Oil Gas & Fuels		-4.57%	360.25 (-17.25)	380	382.35	358.2				
CANFINHOME (F&O)	Financial Services		-4.48%	755 (-35.45)	792.1	804	753.3				
CARYSIL	Consumer Durables		-4.41%	854.45 (-39.45)	876.05	897.7	851.2				
KIRLOSMBROS	Capital Goods		-4.31%	922.5 (-41.55)	960.75	974.55	915				
JUBLPHARMA	Healthcare		-3.76%	454.85 (-17.75)	475	477.5	453.05				
VARROC	Automobile		-3.09%	521 (-16.6)	528	538.95	514				
LALPATHLAB (F&O)	Healthcare		-2.83%	2564 (-74.55)	2602.2	2628.9	2540.5				
ZENSARTECH	Information Technology		-2.71%	518.65 (-14.45)	534	538.75	518.5				
AMIORG	Healthcare		-2.69%	1081.95 (-29.95)	1112.5	1116.5	1078				
SPARC	Healthcare	O=H	-2.55%	273.25 (-7.15)	281.85	281.85	272.75				
GMDCLTD	Metals & Mining		-2.47%	405.9 (-10.3)	417.85	423.6	404.4				
PRUDENT	Financial Services		-2.38%	1227 (-29.95)	1256	1260.55	1226				
CHOLAHLDNG	Financial Services		-2.35%	1010 (-24.35)	1045	1047.15	1008.6				
BSE	Financial Services		-2.34%	2361 (-56.65)	2425.4	2458.8	2288.05				
USHAMART	Capital Goods		-2.33%	308.65 (-7.35)	315	319.95	308				

Top 15 Bullish Stocks | Buy !!! Buy !!! Buy !!!

Symbol	Sector	O=L	Per %	LTP	OPEN	HIGH	LOW	for BTST buy after 3 pm			
WOCKPHARMA	Healthcare	O=L	14.34%	384 (48.15)	335.9	399	335.9				
SHANTIGEAR	Capital Goods		10.70%	565.55 (54.65)	515.35	566.95	512				
PURVA	Realty		10.06%	200.8 (18.35)	189.85	201	185.95				
NRBBEARING	Automobile		9.14%	307.5 (25.75)	291.3	308.75	290				
MAYURUNIQ	Consumer Durables		8.73%	579 (46.5)	533.8	594	533.5				
INOXWIND	Capital Goods		8.44%	394 (30.65)	363.35	399	363				
CENTURYPLY	Consumer Durables		7.66%	739.45 (52.6)	697.15	742	690.6				
TITAGARH	Capital Goods		6.62%	1068.95 (66.35)	1012.6	1072.9	1000.9				
UJJIVAN	Financial Services		6.37%	598.95 (35.85)	566	603.8	564.05				
RADICO	FMCG		5.92%	1661.75 (92.9)	1587.45	1665	1573				
AFFLE	Information Technology		5.86%	1193.65 (66.05)	1127	1196	1125.05				
CARTRADE	Consumer Services		5.51%	771 (40.25)	732.05	778	730.75				
NAVA	Power	O=L	5.47%	436.5 (22.65)	416.7	440.5	416.7				
SCHNEIDER	Capital Goods		5.43%	391.5 (20.15)	371.5	394.4	368.05				
STAR	Healthcare		5.11%	538.45 (26.2)	516.3	562.7	512.75				

www.oideer.com

Tool Subscription Link:

<https://www.oideer.com/subscription-plan/>

1 Day Expiry Spacial Tool Link free to all (Activated only on Expiry Day):

<https://www.oideer.com/oidata-sheet/>

Daily Oi Report (PDF):

<https://www.oideer.com/pdf/>

Learning Videos:

<https://www.oideer.com/training-videos/>

FII-DII Data (Participant wise data):

<https://www.oideer.com/fii-dii-data/>