

06-Dec-2023   Participant Wise OI		07-Dec-2023   Participant Wise OI	
Contracts		Contracts	Change
FII Net Index Future OI	22954	FII Net Index Future OI	8595
DII Net Index Future OI	35602	DII Net Index Future OI	-5407
Pro Net Index Future OI	-10213	Pro Net Index Future OI	-2897
Retail Net Index Future OI	-48343	Retail Net Index Future OI	-291

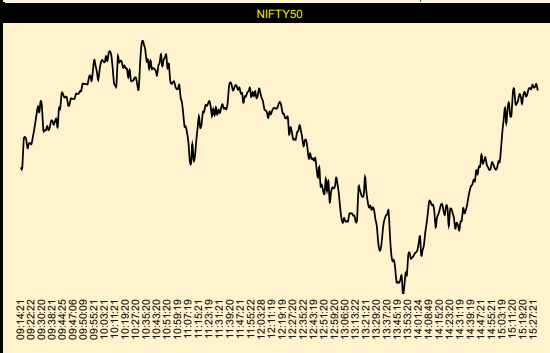
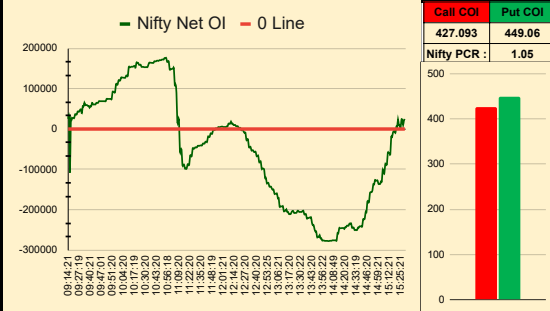


NIFTY50		India VIX   12.47	BANK NIFTY	
Current Expiry	2023-12-14		Current Expiry	2023-12-13
Nifty Prev. Cl	20,901.15		BN Prev. Cl	46,841.40
Nifty50 Open	20,934.10	32.95	BN Open	46,797.20
Nifty50 High	21,006.10		BN High	47,303.65
Nifty50 Low	20,862.70		BN Low	46,793.90
Nifty50 Spot LTP	20,969.40	35.30	BN Spot LTP	47,262.00
Nifty50 VWAP Diff	54.65	Bullish	BN VWAP Diff	349.55
				Bullish
Nifty Expected Day High	21,070.70	64.60	BN Expected Day High	47,102.60
Nifty Expected Day Low	20,737.50	65.20	BN Expected Day Low	46,491.80
Max Call OI (Resistance)	21000	143,075	Max Call OI (Resistance)	47500
Max Put OI (Support)	20900	121,500	Max Put OI (Support)	47000
Nifty50 SRR is	Bearish	0.85	Bank Nifty SRR is	Bullish
				1.34
SRR Says 21000 Strike is Strong Resistance			SRR Says 47000 Strike is Strong Support	

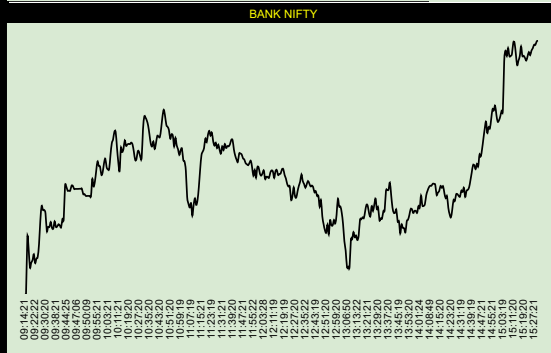
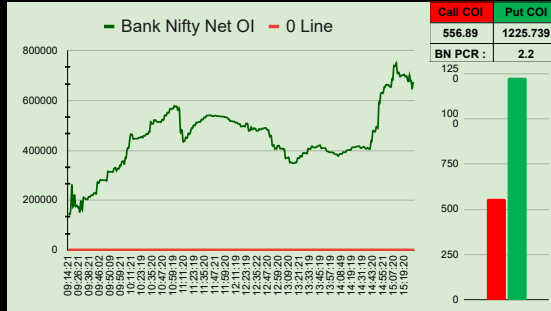
CALL COI	PCR	PUT COI	CALL COI	PCR	PUT COI
427093	1.05	449060	556890	2.2	1225739
Price Action	NET OI	VWAP Diff	Price Action	NET OI	VWAP Diff
Bullish	Bearish	39.81	Bearish	Bullish	295.81

Global Markets					
US	US	Canada	LONDON	JAPAN	CHINA
Dow Jones	Nasdaq	S&P/TSX	FTSE 100	Nikkei 225	Hang Seng
36,117.38	14,339.99	20,278.51	7,554.45	32,307.86	16,324.50
+62.95(0.17%)	+193.28(1.37%)	+4.30(0.02%)	+40.73(0.54%)	-582.81(-1.77%)	-18(-0.11%)


08-Dec-2023 15:33:32   OIDeer.com					
	Strike	Open Interest		Strike	Open Interest
Call Writer (OTM)	21100	77600	Call Writer (OTM)	47600	38068
Call Writer (OTM)	21050	35124	Call Writer (OTM)	47500	171888
Call Writer (OTM)	21000	143075	Call Writer (OTM)	47400	30019
Call Writer (ATM)	20950	35345	Call Writer (ATM)	47300	41779
Call Writer (ATM)	20,969.40	291144	Total	47,262.00	281754
Put Writer (ATM)	20950	42307	Put Writer (ATM)	47300	4710
Put Writer (OTM)	20900	121500	Put Writer (OTM)	47200	10102
Put Writer (OTM)	20850	48638	Put Writer (OTM)	47100	83998
Put Writer (OTM)	20800	102446	Put Writer (OTM)	47000	229831
Total		314891	Total		328641





Top 15 Bearish Stocks   Sell !!! Sell !!! Sell !!!						
Symbol	Sector	O=H	LTP	OPEN	HIGH	LOW
PRAJIND	Capital Goods	O=H	543.15 (-64.35)	575	596.4	522.6
NDTV	Media Ent & Publicat	O=H	271.45 (-17.8)	290.75	291.45	261.05
ADANIPOWER	Power	O=H	530.4 (-32)	566	570	517.5
ADANIENSOL	Power	O=H	1131.4 (-67.3)	1208.7	1235	1070.55
POLYMED	Healthcare	O=H	1583.7 (-83.05)	1677	1677	1557
AWL	FMCG	O=H	378.35 (-17.25)	397.7	399	372.05
ADANIGREEN	Power	O=H	1555.1 (-69.05)	1645	1668.8	1495
JWL	Capital Goods	O=H	309.55 (-13.55)	310	319.75	307.95
TORNTPOWER	Power	O=H	962.85 (-41)	1008.1	1013	955
METROBRAND	Consumer Durable	O=H	1293 (-54.8)	1347.8	1363.05	1286.1
ANGELONE	Financial Services	O=H	2949.6 (-122.9)	3091	3097	2940.1
KFINTECH	Financial Services	O=H	517.6 (-21.45)	544.4	544.95	515.05
DALMIASUG	FMCG	O=H	392.45 (-16)	405	412.6	391.05
ALRAMCHIN (F&S)	FMCG	O=H	392.85 (-15.75)	400	410	384
BFUTILITIE	Services	O=H	626.8 (-23.8)	652	659.5	618.1





Top 15 Bullish Stocks   Buy !!! Buy !!! Buy !!!						
Symbol	Sector	O=L	LTP	OPEN	HIGH	LOW
SCHNEIDER	Capital Goods	O=L	370.45 (29.85)	344	383.2	344
SOBHA	Realty	O=L	1033.4 (66.25)	955	1057	955
APTUS	Financial Services	O=L	318.35 (19.75)	300	319	300
MAHLOG	Services	O=L	381.5 (21.6)	360	383.4	360
PRESTIGE	Realty	O=L	1189.2 (63)	1132	1192.5	1130
STAR	Healthcare	O=L	512.6 (26.45)	487.8	514.45	486.5
NOCIL	Chemicals	O=L	258.3 (12.65)	252	261.6	252
RBLBANK (F&O)	Financial Services	O=L	268 (11.85)	257.55	276.5	257.1
AHLUCONT	Construction	O=L	850.05 (36.1)	815.55	857.3	815.55
GSPL	Oil Gas & Fuels	O=L	297.95 (11.85)	287.9	302.7	286.3
SHANTIGEAR	Capital Goods	O=L	509.45 (19.05)	492.8	513	490.55
HLPOWER	Automobile	O=L	409.6 (15.2)	398.2	416.7	398.2
LUJIVAN	Financial Services	O=L	560.8 (20.6)	538.95	569.55	535.1
RUPA	Textiles	O=L	277.45 (8.35)	269.1	280.95	268.65
EHOLAFIN (F&O)	Financial Services	O=L	1170.5 (33.25)	1141	1174.95	1128.25


Nifty ATM		Current Expiry	Exp High : 21,070.70	64.60	Not Break	Resistanc	21000	BN ATM	Friday		Exp High : 47,102.60	-201.05	Breakout	Resistanc	47500		
20950		2023-12-14	Exp Low : 20,797.50	65.20	Not Break	Support	20900	47300			Exp Low : 46,491.80	302.10	Not Break	Support	47000		
Time	NET Oi	+▲-▼	Net Oi Signal	Price Action Signal	VWAP Diff	Strike	Nifty PCR	Nifty LTP	Time	NET Oi	+▲-▼	Net Oi Signal	Price Action Signal	VWAP Diff	Strike	BN PCR	BN LTP
09:14:21	25277	0	Bullish	Wait	10.65		1.16	20,934.10	09:14:21	146461	0	Bullish	Wait	116.39		1.65	46,797.20
09:15:18	25277	0	Bullish	Wait	10.65		1.16	20,934.10	09:15:18	146461	0	Bullish	Wait	116.39		1.65	46,797.20
09:16:19	-107805	-133082	Bearish	Wait	-14.77	Buy 21100 PE	0.63	20,948.45	09:16:19	146461	0	Bullish	Wait	-35.85	Buy 47200 PE	1.65	46,907.60
09:17:20	14826	122631	Bullish	Wait	-0.65		1.05	20,950.40	09:17:20	182623	36162	Bullish	Wait	9.38		1.3	46,886.30
09:18:19	23082	8256	Bullish	Wait	3.54		1.07	20,949.05	09:18:19	263244	80621	Bullish	Wait	-13.90		1.43	46,849.15
09:19:28	27380	4298	Bullish	Wait	-3.18		1.08	20,944.45	09:19:28	181072	-82172	Bullish	Wait	-28.63		1.26	46,858.55
09:20:21	27380	0	Bullish	Wait	-0.10		1.08	20,946.90	09:20:21	181057	-15	Bullish	Wait	-26.78		1.26	46,863.50
09:21:20	27380	0	Bullish	Wait	0.36		1.08	20,947.15	09:21:20	222940	41883	Bullish	Wait	-2.06		1.32	46,875.15
09:22:22	36159	8779	Bullish	Wait	2.48		1.1	20,946.70	09:22:22	179068	-43872	Bullish	Wait	-47.09		1.23	46,857.80
09:23:21	36159	0	Bullish	Wait	1.02		1.1	20,950.25	09:23:21	179068	0	Bullish	Wait	-33.58		1.23	46,866.35
09:24:21	36159	0	Bullish	Wait	2.72		1.1	20,954.05	09:24:21	179068	0	Bullish	Wait	-43.71		1.23	46,870.35
09:25:19	43230	7071	Bullish	Wait	9.77		1.12	20,958.55	09:25:19	171138	-7930	Bullish	Wait	-3.91		1.21	46,895.10
09:26:21	43230	0	Bullish	Wait	18.87	Buy 20800 CE	1.12	20,963.15	09:26:21	171138	0	Bullish	Wait	39.44	Buy 46600 CE	1.21	46,941.25
09:27:19	43230	0	Bullish	Bullish	17.39		1.12	20,966.80	09:27:19	153579	-17559	Bullish	Bullish	55.63		1.19	46,970.20
09:28:19	48042	4812	Bullish	Bullish	15.34		1.12	20,963.90	09:28:19	192861	39282	Bullish	Bullish	35.06		1.23	46,962.35
09:29:19	48042	0	Bullish	Bullish	12.23		1.12	20,969.70	09:29:19	192861	0	Bullish	Bullish	41.94		1.23	46,962.35
09:30:20	39224	-8818	Bullish	Bullish	18.85		1.1	20,967.00	09:30:20	161903	-30958	Bullish	Bullish	33.62		1.19	46,955.40
09:31:19	56212	16988	Bullish	Bullish	4.70		1.14	20,954.55	09:31:19	208157	46254	Bullish	Bullish	0.98		1.24	46,921.05
09:32:19	56212	0	Bullish	Bullish	0.24		1.14	20,954.15	09:32:19	208157	0	Bullish	Bullish	-12.87		1.24	46,928.95
09:33:20	65113	8901	Bullish	Bullish	1.85		1.16	20,954.15	09:33:20	208157	0	Bullish	Bullish	6.68		1.24	46,928.95
09:34:19	59385	-5728	Bullish	Bullish	5.65		1.15	20,956.30	09:34:19	204721	-3436	Bullish	Bullish	11.52		1.23	46,938.65
09:35:20	59385	0	Bullish	Bullish	4.47		1.15	20,954.15	09:35:20	204721	0	Bullish	Bullish	-1.22		1.23	46,926.95
09:36:20	59385	0	Bullish	Bullish	0.25		1.15	20,955.75	09:36:20	204721	0	Bullish	Bullish	-7.79		1.23	46,925.95
09:37:19	57279	-2106	Bullish	Bullish	0.65		1.14	20,959.10	09:37:19	213923	9202	Bullish	Bullish	-6.71		1.24	46,939.90
09:38:21	57279	0	Bullish	Bullish	3.42		1.14	20,959.10	09:38:21	213923	0	Bullish	Bullish	8.16		1.24	46,929.05
09:39:19	52924	-4355	Bullish	Bearish	5.18		1.13	20,957.15	09:39:19	213923	0	Bullish	Bearish	-1.95		1.24	46,929.90
09:40:21	56730	3806	Bullish	Bearish	6.52		1.14	20,959.00	09:40:21	220587	6664	Bullish	Bearish	1.33		1.24	46,934.20
09:41:18	56730	0	Bullish	Bearish	10.42		1.14	20,960.25	09:41:18	220587	0	Bullish	Bearish	15.00		1.24	46,931.80
09:42:20	64947	8217	Bullish	Bearish	6.40		1.16	20,955.85	09:42:20	220587	0	Bullish	Bearish	13.17		1.24	46,928.10
09:42:51	60942	-4005	Bullish	Bearish	9.67		1.14	20,965.90	09:42:51	228710	8123	Bullish	Bearish	30.38		1.25	46,944.45
09:43:27	60942	0	Bullish	Bullish	9.67		1.14	20,965.90	09:43:27	228710	0	Bullish	Bullish	30.38		1.25	46,944.45
09:43:57	60942	0	Bullish	Bullish	21.89		1.14	20,973.80	09:43:57	228710	0	Bullish	Bullish	86.89		1.25	47,008.50
09:44:25	60942	0	Bullish	Bullish	21.89		1.14	20,973.80	09:44:25	228710	0	Bullish	Bullish	86.89		1.25	47,008.50
09:45:04	64776	3834	Bullish	Bullish	16.98		1.16	20,971.90	09:45:04	270100	41390	Bullish	Bullish	74.18		1.31	47,000.55
09:45:25	64776	0	Bullish	Bullish	16.98		1.16	20,971.90	09:45:25	270100	0	Bullish	Bullish	74.18		1.31	47,000.55
09:45:32	64776	0	Bullish	Bullish	16.98		1.16	20,971.90	09:45:32	270100	0	Bullish	Bullish	74.18		1.31	47,000.55


Nifty ATM		Current Expiry	Exp High : 21,070.70	64.60	Not Break	Resistanc	21000	BN ATM	Friday		Exp High : 47,102.60	-201.05	Breakout	Resistanc	47500		
20950		2023-12-14	Exp Low : 20,797.50	65.20	Not Break	Support	20900	47300			Exp Low : 46,491.80	302.10	Not Break	Support	47000		
Time	NET Oi	+▲-▼	Net Oi Signal	Price Action Signal	VWAP Diff	Strike	Nifty PCR	Nifty LTP	Time	NET Oi	+▲-▼	Net Oi Signal	Price Action Signal	VWAP Diff	Strike	BN PCR	BN LTP
09:46:02	68905	4129	Bullish	Bullish	19.27		1.17	20,967.70	09:46:02	280917	10817	Bullish	Bullish	85.44		1.32	47,010.10
09:46:40	68905	0	Bullish	Bullish	19.27		1.17	20,967.70	09:46:40	280917	0	Bullish	Bullish	85.44		1.32	47,010.10
09:46:54	68905	0	Bullish	Bullish	16.80		1.17	20,971.10	09:46:54	280917	0	Bullish	Bullish	81.11		1.32	47,003.95
09:47:01	68905	0	Bullish	Bullish	16.80		1.17	20,971.10	09:47:01	280917	0	Bullish	Bullish	81.11		1.32	47,003.95
09:47:06	68905	0	Bullish	Bullish	16.80		1.17	20,971.10	09:47:06	280917	0	Bullish	Bullish	81.11		1.32	47,003.95
09:47:35	68905	0	Bullish	Bullish	16.80		1.17	20,971.10	09:47:35	280917	0	Bullish	Bullish	81.11		1.32	47,003.95
09:48:14	68905	0	Bullish	Bullish	15.94		1.17	20,973.75	09:48:14	280917	0	Bullish	Bullish	68.77		1.32	47,004.20
09:48:36	68905	0	Bullish	Bullish	15.94		1.17	20,973.75	09:48:36	280917	0	Bullish	Bullish	68.77		1.32	47,004.20
09:48:43	68905	0	Bullish	Bearish	15.94		1.17	20,973.75	09:48:43	280917	0	Bullish	Bearish	68.77		1.32	47,004.20
09:49:11	74566	5661	Bullish	Bullish	19.42		1.18	20,975.20	09:49:11	314278	33361	Bullish	Bearish	75.95		1.37	46,993.70
09:49:16	74566	0	Bullish	Bullish	19.42		1.18	20,975.20	09:49:16	314278	0	Bullish	Bearish	75.95		1.37	46,993.70
09:49:51	74566	0	Bullish	Bullish	18.95		1.18	20,979.05	09:49:51	314278	0	Bullish	Bearish	68.55		1.37	46,990.15
09:50:09	74566	0	Bullish	Bullish	18.95		1.18	20,979.05	09:50:09	314278	0	Bullish	Bearish	68.55		1.37	46,990.15
09:50:13	74566	0	Bullish	Bullish	18.95		1.18	20,979.05	09:50:13	314278	0	Bullish	Bearish	68.55		1.37	46,990.15
09:50:32	74566	0	Bullish	Bullish	18.95		1.18	20,979.05	09:50:32	314278	0	Bullish	Bearish	68.55		1.37	46,990.15
09:50:39	74566	0	Bullish	Bullish	18.95		1.18	20,979.05	09:50:39	314278	0	Bullish	Bearish	68.55		1.37	46,990.15
09:51:20	91654	17088	Bullish	Bullish	25.87		1.22	20,982.85	09:51:20	326558	12280	Bullish	Bullish	100.20		1.38	47,023.70
09:52:20	91579	-75	Bullish	Bullish	21.29		1.22	20,983.55	09:52:20	329885	3327	Bullish	Bullish	60.35		1.39	47,008.65
09:53:20	91579	0	Bullish	Bullish	20.91		1.22	20,980.75	09:53:20	329885	0	Bullish	Bullish	69.49		1.39	47,018.45
09:54:20	91579	0	Bullish	Bullish	24.41		1.22	20,986.60	09:54:20	318945	-10940	Bullish	Bullish	101.00		1.37	47,039.25
09:55:21	110526	18947	Bullish	Bullish	25.63		1.26	20,992.00	09:55:21	327033	8088	Bullish	Bullish	90.59		1.38	47,058.05
09:56:20	110526	0	Bullish	Bullish	20.51		1.26	20,988.95	09:56:20	327033	0	Bullish	Bullish	83.02		1.38	47,049.50
09:57:19	110526	0	Bullish	Bullish	17.93		1.26	20,985.55	09:57:19	327743	710	Bullish	Bullish	71.98		1.38	47,047.65
09:58:20	120225	9699	Bullish	Bullish	16.55		1.29	20,981.25	09:58:20	340437	12694	Bullish	Bullish	60.64		1.39	47,031.60
09:59:21	120225	0	Bullish	Bullish	20.03		1.29	20,986.30	09:59:21	340437	0	Bullish	Bullish	54.74		1.39	47,036.95
10:00:20	120225	0	Bullish	Bullish	19.49		1.29	20,990.45	10:00:20	353913	13476	Bullish	Bullish	72.05		1.41	47,054.40
10:01:19	127463	7238	Bullish	Bullish	22.73		1.3	20,992.00	10:01:19	356185	2272	Bullish	Bullish	89.98		1.41	47,063.75
10:02:18	127463	0	Bullish	Bullish	20.94		1.3	20,991.20	10:02:18	356185	0	Bullish	Bullish	67.91		1.41	47,047.10
10:03:21	127463	0	Bullish	Bullish	17.67		1.3	20,990.90	10:03:21	345110	-11075	Bullish	Bullish	57.62		1.39	47,042.45
10:04:20	127029	-434	Bullish	Bullish	30.51		1.3	20,994.00	10:04:20	369871	24761	Bullish	Bullish	108.90		1.42	47,043.80
10:05:20	127029	0	Bullish	Bullish	15.86		1.3	20,991.55	10:05:20	369871	0	Bullish	Bullish	55.16		1.42	47,071.15
10:06:27	127029	0	Bullish	Bullish	21.52		1.3	20,995.65	10:06:27	399703	29832	Bullish	Bullish	97.76		1.45	47,093.90
10:07:19	132309	5280	Bullish	Bullish	32.02		1.31	20,996.70	10:07:19	410484	10781	Bullish	Bullish	127.97		1.47	47,101.80
10:08:19	132309	0	Bullish	Bullish	23.21		1.31	20,994.60	10:08:19	410484	0	Bullish	Bullish	113.04		1.47	47,116.70
10:09:19	132309	0	Bullish	Bearish	12.83		1.31	20,988.40	10:09:19	438983	28499	Bullish	Bullish	75.34		1.52	47,116.00
10:10:19	152995	20686	Bullish	Bearish	12.83		1.36	20,980.10	10:10:19	462935	23952	Bullish	Bullish	75.34		1.55	47,085.40


Nifty ATM		Current Expiry	Exp High : 21,070.70	64.60	Not Break	Resistanc	21000	BN ATM	Friday		Exp High : 47,102.60	-201.05	Breakout	Resistanc	47500		
20950		2023-12-14	Exp Low : 20,797.50	65.20	Not Break	Support	20900	47300			Exp Low : 46,491.80	302.10	Not Break	Support	47000		
Time	NET Oi	+▲-▼	Net Oi Signal	Price Action Signal	VWAP Diff	Strike	Nifty PCR	Nifty LTP	Time	NET Oi	+▲-▼	Net Oi Signal	Price Action Signal	VWAP Diff	Strike	BN PCR	BN LTP
10:11:21	152995	0	Bullish	Bearish	5.23		1.36	20,978.25	10:11:21	462935	0	Bullish	Bullish	34.09		1.55	47,057.05
10:12:21	152995	0	Bullish	Bearish	3.28		1.36	20,978.80	10:12:21	462935	0	Bullish	Bullish	8.12		1.55	47,039.20
10:13:19	154318	1323	Bullish	Bullish	16.65		1.35	20,993.65	10:13:19	446812	-16123	Bullish	Bullish	64.49		1.53	47,084.30
10:14:19	154318	0	Bullish	Bearish	19.71		1.35	20,990.70	10:14:19	446812	0	Bullish	Bullish	80.90		1.53	47,076.80
10:15:20	154318	0	Bullish	Bullish	15.24		1.35	20,991.65	10:15:20	446812	0	Bullish	Bullish	58.46		1.53	47,082.95
10:16:19	155973	1655	Bullish	Bullish	16.73		1.35	20,991.10	10:16:19	447325	513	Bullish	Bullish	77.34		1.53	47,099.75
10:17:19	155973	0	Bullish	Bearish	13.78		1.35	20,987.85	10:17:19	447325	0	Bullish	Bullish	62.68		1.53	47,089.05
10:18:20	152237	-3736	Bullish	Bearish	12.69		1.34	20,989.00	10:18:20	447325	0	Bullish	Bullish	57.82		1.53	47,091.70
10:19:20	163991	11754	Bullish	Bearish	12.65		1.36	20,987.50	10:19:20	450742	3417	Bullish	Bearish	55.97		1.53	47,092.95
10:20:20	163991	0	Bullish	Bearish	11.97		1.36	20,987.10	10:20:20	450742	0	Bullish	Bearish	58.09		1.53	47,092.45
10:21:20	163991	0	Bullish	Bearish	13.51		1.36	20,982.70	10:21:20	450742	0	Bullish	Bearish	66.54		1.53	47,095.45
10:22:20	159134	-4857	Bullish	Bearish	9.23		1.35	20,986.65	10:22:20	455045	4303	Bullish	Bearish	52.94		1.53	47,091.35
10:23:19	159134	0	Bullish	Bullish	7.39		1.35	20,981.00	10:23:19	455045	0	Bullish	Bearish	49.84		1.53	47,077.20
10:24:20	159134	0	Bullish	Bullish	2.36		1.35	20,980.80	10:24:20	451685	-3360	Bullish	Bullish	27.70		1.53	47,061.25
10:25:19	154052	-5082	Bullish	Bullish	1.71		1.33	20,981.10	10:25:19	459083	7398	Bullish	Bullish	27.71		1.54	47,062.90
10:26:42	154031	-21	Bullish	Bearish	6.89		1.33	20,982.50	10:26:42	459092	9	Bullish	Bearish	48.57		1.54	47,078.25
10:27:20	154031	0	Bullish	Bearish	6.46		1.33	20,982.15	10:27:20	459092	0	Bullish	Bullish	45.10		1.54	47,076.95
10:28:20	153172	-859	Bullish	Bearish	5.05		1.33	20,978.15	10:28:20	465833	6741	Bullish	Bearish	30.54		1.54	47,066.75
10:29:19	153172	0	Bullish	Bearish	2.27		1.33	20,976.40	10:29:19	465833	0	Bullish	Bearish	26.79		1.54	47,065.95
10:30:20	153172	0	Bullish	Bullish	8.01		1.33	20,989.75	10:30:20	465834	1	Bullish	Bullish	52.26		1.54	47,120.80
10:31:20	153398	226	Bullish	Bullish	26.77		1.33	20,999.50	10:31:20	475939	10105	Bullish	Bullish	132.88		1.56	47,146.70
10:32:20	153398	0	Bullish	Bullish	22.52		1.33	21,002.55	10:32:20	475939	0	Bullish	Bullish	126.10		1.56	47,144.70
10:33:20	158879	5481	Bullish	Bullish	28.03		1.34	21,000.10	10:33:20	513567	37628	Bullish	Bullish	129.91		1.63	47,138.75
10:34:19	164246	5367	Bullish	Bullish	22.96		1.35	20,997.65	10:34:19	507623	-5944	Bullish	Bullish	118.81		1.62	47,128.75
10:35:20	164246	0	Bullish	Bullish	17.07		1.35	20,991.40	10:35:20	507623	0	Bullish	Bullish	95.45		1.62	47,111.45
10:36:20	164246	0	Bullish	Bullish	13.57		1.35	20,992.30	10:36:20	507623	0	Bullish	Bullish	70.93		1.62	47,093.35
10:37:21	163815	-431	Bullish	Bullish	13.39		1.35	20,987.25	10:37:21	521059	13436	Bullish	Bullish	71.37		1.65	47,087.75
10:38:21	163815	0	Bullish	Bullish	16.83		1.35	20,991.55	10:38:21	521058	-1	Bullish	Bullish	68.16		1.65	47,097.55
10:39:20	163815	0	Bullish	Bullish	13.74		1.35	20,987.15	10:39:20	521058	0	Bullish	Bullish	67.91		1.65	47,082.90
10:40:21	167642	3827	Bullish	Bullish	14.10		1.36	20,987.65	10:40:21	514906	-6152	Bullish	Bullish	61.64		1.63	47,094.05
10:41:20	167642	0	Bullish	Bullish	12.57		1.36	20,987.10	10:41:20	514906	0	Bullish	Bullish	77.31		1.63	47,108.60
10:42:19	167642	0	Bullish	Bullish	16.56		1.36	20,986.15	10:42:19	514906	0	Bullish	Bullish	91.39		1.63	47,107.35
10:43:20	169278	1636	Bullish	Bearish	13.89		1.36	20,983.70	10:43:20	513844	-1062	Bullish	Bearish	71.20		1.62	47,106.60
10:44:21	169278	0	Bullish	Bearish	12.13		1.36	20,988.90	10:44:21	513844	0	Bullish	Bearish	69.33		1.62	47,123.50
10:45:21	168710	-568	Bullish	Bearish	19.51		1.35	20,990.55	10:45:21	513844	0	Bullish	Bullish	97.59		1.62	47,146.75
10:46:20	170544	1834	Bullish	Bearish	21.43		1.36	20,995.00	10:46:20	523456	9612	Bullish	Bullish	106.90		1.64	47,160.45


Nifty ATM		Current Expiry	Exp High : 21,070.70	64.60	Not Break	Resistanc	21000	BN ATM	Friday		Exp High : 47,102.60	-201.05	Breakout	Resistanc	47500		
20950		2023-12-14	Exp Low : 20,797.50	65.20	Not Break	Support	20900	47300			Exp Low : 46,491.80	302.10	Not Break	Support	47000		
Time	NET Oi	+▲-▼	Net Oi Signal	Price Action Signal	VWAP Diff	Strike	Nifty PCR	Nifty LTP	Time	NET Oi	+▲-▼	Net Oi Signal	Price Action Signal	VWAP Diff	Strike	BN PCR	BN LTP
10:47:20	170544	0	Bullish	Bearish	22.33		1.36	20,988.75	10:47:20	523456	0	Bullish	Bullish	105.73		1.64	47,148.15
10:48:22	170544	0	Bullish	Bullish	18.12		1.36	20,991.95	10:48:22	523490	34	Bullish	Bullish	85.81		1.64	47,130.35
10:49:20	172152	1608	Bullish	Bullish	17.53		1.36	20,993.35	10:49:20	540226	16736	Bullish	Bullish	94.95		1.66	47,126.35
10:50:20	172152	0	Bullish	Bullish	22.21		1.36	20,994.75	10:50:20	540226	0	Bullish	Bullish	94.76		1.66	47,120.15
10:51:20	172152	0	Bullish	Bearish	22.92		1.36	20,987.60	10:51:20	540227	1	Bullish	Bullish	80.55		1.66	47,103.25
10:52:20	175756	3604	Bullish	Bullish	17.10		1.37	20,989.90	10:52:20	551368	11141	Bullish	Bullish	83.99		1.67	47,111.80
10:53:20	175756	0	Bullish	Bearish	13.27		1.37	20,981.25	10:53:20	551368	0	Bullish	Bullish	83.33		1.67	47,108.65
10:54:19	175756	0	Bullish	Bearish	3.94		1.37	20,979.10	10:54:19	551368	0	Bullish	Bearish	78.70		1.67	47,087.85
10:55:22	166787	-8969	Bullish	Bearish	3.94		1.35	20,979.90	10:55:22	566091	14723	Bullish	Bearish	85.67		1.68	47,104.85
10:56:18	166787	0	Bullish	Bearish	-5.15		1.35	20,980.45	10:56:18	566102	11	Bullish	Bearish	53.35		1.68	47,089.60
10:57:20	166787	0	Bullish	Bearish	-3.17		1.35	20,977.75	10:57:20	566102	0	Bullish	Bearish	64.56		1.68	47,082.30
10:58:31	148174	-18613	Bullish	Bearish	-2.99		1.3	20,976.30	10:58:31	568673	2571	Bullish	Bearish	54.72		1.68	47,071.20
10:59:19	148174	0	Bullish	Bearish	-5.15		1.3	20,976.45	10:59:19	568679	6	Bullish	Bearish	44.27		1.68	47,080.30
11:00:19	148174	0	Bullish	Bearish	-2.94		1.3	20,978.65	11:00:19	578620	9941	Bullish	Bearish	43.54		1.69	47,083.50
11:01:19	149284	1110	Bullish	Bearish	-2.06		1.3	20,971.85	11:01:19	576012	-2608	Bullish	Bearish	47.38		1.69	47,061.30
11:02:21	149284	0	Bullish	Bearish	-17.73	Buy 21200 PE	1.3	20,969.15	11:02:21	576012	0	Bullish	Bearish	19.66		1.69	47,057.70
11:03:20	149284	0	Bullish	Bearish	-21.54		1.3	20,963.25	11:03:20	576012	0	Bullish	Bearish	20.54		1.69	47,039.65
11:04:20	109557	-39727	Bullish	Bearish	-35.59		1.22	20,956.20	11:04:20	562571	-13441	Bullish	Bearish	-54.86	Buy 47300 PE	1.67	46,988.30
11:05:20	109557	0	Bullish	Bearish	-39.76		1.22	20,956.00	11:05:20	562571	0	Bullish	Bearish	-58.75		1.67	46,974.75
11:06:20	89517	-20040	Bullish	Bearish	-44.23		1.17	20,952.35	11:06:20	562571	0	Bullish	Bearish	-80.94		1.67	46,967.40
11:07:19	19972	-69545	Bullish	Bearish	-53.26		1.04	20,947.50	11:07:19	478763	-83808	Bullish	Bearish	-67.26		1.55	46,975.70
11:08:21	19972	0	Bullish	Bearish	-63.43		1.04	20,937.95	11:08:21	478731	-32	Bullish	Bearish	-112.81		1.55	46,951.30
11:09:20	19972	0	Bullish	Bearish	-60.51		1.04	20,936.40	11:09:20	478731	0	Bullish	Bearish	-96.13		1.55	46,972.45
11:10:20	-52357	-72329	Bearish	Bearish	-42.57		0.91	20,946.50	11:10:20	437958	-40773	Bullish	Bearish	-55.73		1.5	46,985.20
11:11:20	-52357	0	Bearish	Bearish	-48.12		0.91	20,937.70	11:11:20	437958	0	Bullish	Bearish	-62.06		1.5	46,972.40
11:12:21	-52357	0	Bearish	Bearish	-47.52		0.91	20,940.45	11:12:21	437958	0	Bullish	Bearish	-42.07		1.5	46,982.10
11:13:20	-88604	-36247	Bearish	Bearish	-45.02		0.85	20,948.60	11:13:20	451189	13231	Bullish	Bearish	-29.95		1.51	47,007.60
11:14:20	-88604	0	Bearish	Bearish	-39.54		0.85	20,955.30	11:14:20	451189	0	Bullish	Bearish	-23.72		1.51	47,042.15
11:15:21	-88604	0	Bearish	Bearish	-28.77		0.85	20,961.45	11:15:21	451189	0	Bullish	Bullish	39.94	Buy 46800 CE	1.51	47,070.20
11:16:20	-97775	-9171	Bearish	Bearish	-25.35		0.83	20,955.50	11:16:20	467105	15916	Bullish	Bullish	59.61		1.54	47,077.75
11:17:20	-97775	0	Bearish	Bullish	-24.92		0.83	20,957.25	11:17:20	467110	5	Bullish	Bullish	64.40		1.54	47,084.50
11:18:19	-97775	0	Bearish	Bullish	-12.69		0.83	20,963.80	11:18:19	467110	0	Bullish	Bullish	94.05		1.54	47,103.25
11:19:19	-88010	9765	Bearish	Bullish	-11.82		0.85	20,963.95	11:19:19	480135	13025	Bullish	Bullish	78.08		1.56	47,096.15
11:20:21	-88010	0	Bearish	Bullish	-5.58		0.85	20,967.65	11:20:21	489182	9047	Bullish	Bullish	84.88		1.57	47,110.75
11:21:21	-88010	0	Bearish	Bullish	-6.59		0.85	20,967.20	11:21:21	489182	0	Bullish	Bullish	104.15		1.57	47,118.60
11:22:20	-66559	21451	Bearish	Bullish	-9.51		0.89	20,968.55	11:22:20	500641	11459	Bullish	Bullish	83.31		1.6	47,109.10


Nifty ATM		Current Expiry	Exp High : 21,070.70	64.60	Not Break	Resistanc	21000	BN ATM	Friday		Exp High : 47,102.60	-201.05	Breakout	Resistanc	47500		
20950		2023-12-14	Exp Low : 20,797.50	65.20	Not Break	Support	20900	47300			Exp Low : 46,491.80	302.10	Not Break	Support	47000		
Time	NET Oi	+▲-▼	Net Oi Signal	Price Action Signal	VWAP Diff	Strike	Nifty PCR	Nifty LTP	Time	NET Oi	+▲-▼	Net Oi Signal	Price Action Signal	VWAP Diff	Strike	BN PCR	BN LTP
11:23:19	-66559	0	Bearish	Bullish	-3.40		0.89	20,969.80	11:23:19	500644	3	Bullish	Bullish	93.80		1.6	47,115.20
11:24:20	-66559	0	Bearish	Bullish	-0.49		0.89	20,966.95	11:24:20	500644	0	Bullish	Bullish	82.84		1.6	47,098.50
11:25:21	-48385	18174	Bearish	Bullish	-10.02		0.92	20,961.70	11:25:21	511706	11062	Bullish	Bullish	77.26		1.61	47,089.50
11:26:19	-48385	0	Bearish	Bullish	-7.44		0.92	20,965.60	11:26:19	511729	23	Bullish	Bullish	71.24		1.61	47,095.40
11:27:19	-48385	0	Bearish	Bullish	-9.27		0.92	20,962.25	11:27:19	511729	0	Bullish	Bullish	70.99		1.61	47,084.45
11:28:19	-45382	3003	Bearish	Bullish	-10.30		0.92	20,966.35	11:28:19	514586	2857	Bullish	Bullish	70.24		1.62	47,091.25
11:29:20	-45382	0	Bearish	Bullish	-10.28		0.92	20,962.60	11:29:20	514583	-3	Bullish	Bullish	49.50		1.62	47,080.75
11:30:20	-45382	0	Bearish	Bullish	-8.06		0.92	20,965.15	11:30:20	514583	0	Bullish	Bearish	50.86		1.62	47,073.70
11:31:21	-41589	3793	Bearish	Bearish	-3.75		0.93	20,963.50	11:31:21	523704	9121	Bullish	Bearish	70.54		1.63	47,088.20
11:32:21	-41589	0	Bearish	Bullish	-8.26		0.93	20,966.15	11:32:21	523700	-4	Bullish	Bearish	58.55		1.63	47,080.55
11:33:20	-41589	0	Bearish	Bullish	-4.30		0.93	20,968.10	11:33:20	523700	0	Bullish	Bearish	73.39		1.63	47,092.65
11:34:20	-40649	940	Bearish	Bearish	-8.49		0.93	20,965.80	11:34:20	532329	8629	Bullish	Bearish	64.02		1.64	47,084.80
11:35:20	-40649	0	Bearish	Bearish	-1.73		0.93	20,966.15	11:35:20	532329	0	Bullish	Bearish	74.92		1.64	47,088.60
11:36:20	-40649	0	Bearish	Bearish	-2.62		0.93	20,965.50	11:36:20	532329	0	Bullish	Bearish	79.76		1.64	47,088.15
11:37:20	-35998	4651	Bearish	Bullish	-3.31		0.94	20,969.00	11:37:20	540014	7685	Bullish	Bearish	74.76		1.65	47,092.50
11:38:21	-35998	0	Bearish	Bullish	-0.96		0.94	20,977.55	11:38:21	540020	6	Bullish	Bullish	76.61		1.65	47,101.00
11:39:20	-35998	0	Bearish	Bullish	9.65		0.94	20,979.90	11:39:20	540114	94	Bullish	Bullish	89.73		1.65	47,099.90
11:40:19	-31518	4480	Bearish	Bullish	7.92		0.94	20,978.65	11:40:19	540824	710	Bullish	Bearish	76.52		1.66	47,081.55
11:41:22	-31518	0	Bearish	Bullish	9.60		0.94	20,975.60	11:41:22	540828	4	Bullish	Bearish	51.98		1.66	47,069.70
11:42:20	-31518	0	Bearish	Bullish	8.23		0.94	20,976.85	11:42:20	540828	0	Bullish	Bearish	47.88		1.66	47,062.00
11:43:21	-19180	12338	Bearish	Bullish	8.98		0.97	20,978.50	11:43:21	537588	-3240	Bullish	Bearish	41.89		1.65	47,057.15
11:44:22	-19180	0	Bearish	Bullish	10.70	Buy 20800 CE	0.97	20,977.65	11:44:22	537627	39	Bullish	Bearish	52.46		1.65	47,073.60
11:45:18	-19180	0	Bearish	Bullish	10.23		0.97	20,975.95	11:45:18	537628	1	Bullish	Bearish	55.48		1.65	47,073.80
11:46:20	-11292	7888	Bearish	Bullish	8.01		0.98	20,977.15	11:46:20	539318	1690	Bullish	Bearish	52.37		1.65	47,071.80
11:47:21	-11292	0	Bearish	Bullish	7.50		0.98	20,974.00	11:47:21	539326	8	Bullish	Bearish	55.06		1.65	47,064.35
11:48:19	-11292	0	Bearish	Bullish	9.18		0.98	20,974.15	11:48:19	539326	0	Bullish	Bearish	44.53		1.65	47,062.00
11:49:20	-2445	8847	Bearish	Bullish	13.06		1	20,969.00	11:49:20	537393	-1933	Bullish	Bearish	42.71		1.64	47,054.85
11:50:20	-2445	0	Bearish	Bullish	7.65		1	20,972.30	11:50:20	537393	0	Bullish	Bearish	42.25		1.64	47,052.70
11:51:20	-2445	0	Bearish	Bearish	7.35		1	20,972.30	11:51:20	537393	0	Bullish	Bearish	36.83		1.64	47,050.80
11:52:19	1485	3930	Bullish	Bearish	7.63		1	20,974.45	11:52:19	536462	-931	Bullish	Bearish	42.05		1.64	47,055.60
11:53:20	1485	0	Bullish	Bearish	9.18		1	20,975.25	11:53:20	536386	-76	Bullish	Bearish	41.44		1.64	47,059.45
11:54:20	1485	0	Bullish	Bullish	7.96		1	20,976.95	11:54:20	536386	0	Bullish	Bearish	40.71		1.64	47,046.40
11:55:22	4680	3195	Bullish	Bearish	9.40		1.01	20,972.05	11:55:22	535593	-793	Bullish	Bearish	31.36		1.64	47,030.20
11:56:20	4680	0	Bullish	Bearish	5.24		1.01	20,974.60	11:56:20	535593	0	Bullish	Bearish	26.67		1.64	47,041.40
11:57:18	4680	0	Bullish	Bearish	1.23		1.01	20,972.60	11:57:18	535593	0	Bullish	Bearish	23.21		1.64	47,026.05
11:58:20	5476	796	Bullish	Bearish	6.07		1.01	20,975.10	11:58:20	533057	-2536	Bullish	Bearish	28.59		1.63	47,046.15


Nifty ATM		Current Expiry	Exp High : 21,070.70	64.60	Not Break	Resistanc	21000	BN ATM	Friday		Exp High : 47,102.60	-201.05	Breakout	Resistanc	47500		
20950		2023-12-14	Exp Low : 20,797.50	65.20	Not Break	Support	20900	47300			Exp Low : 46,491.80	302.10	Not Break	Support	47000		
Time	NET Oi	+▲-▼	Net Oi Signal	Price Action Signal	VWAP Diff	Strike	Nifty PCR	Nifty LTP	Time	NET Oi	+▲-▼	Net Oi Signal	Price Action Signal	VWAP Diff	Strike	BN PCR	BN LTP
11:59:20	5952	476	Bullish	Bearish	7.46		1.01	20,971.45	11:59:20	533073	16	Bullish	Bearish	39.40		1.63	47,046.50
12:00:20	5952	0	Bullish	Bearish	6.20		1.01	20,972.80	12:00:20	533073	0	Bullish	Bearish	35.93		1.63	47,034.10
12:01:21	5065	-887	Bullish	Bullish	7.35		1.01	20,976.60	12:01:21	529879	-3194	Bullish	Bearish	22.44		1.62	47,030.20
12:02:20	5065	0	Bullish	Bullish	10.23		1.01	20,974.10	12:02:20	524585	-5294	Bullish	Bearish	40.60		1.62	47,034.95
12:03:28	5065	0	Bullish	Bearish	4.36		1.01	20,971.35	12:03:28	524585	0	Bullish	Bearish	20.93		1.62	47,040.25
12:04:22	4755	-310	Bullish	Bearish	2.30		1.01	20,969.75	12:04:22	517531	-7054	Bullish	Bearish	15.90		1.6	47,023.60
12:05:20	6605	1850	Bullish	Bearish	-0.70		1.01	20,965.55	12:05:20	517531	0	Bullish	Bearish	11.32		1.6	47,028.00
12:06:20	6605	0	Bullish	Bearish	-0.69		1.01	20,964.80	12:06:20	517531	0	Bullish	Bearish	27.45		1.6	47,027.30
12:07:21	13202	6597	Bullish	Bearish	-1.59		1.02	20,963.75	12:07:21	515949	-1582	Bullish	Bearish	23.99		1.6	47,025.85
12:08:20	13202	0	Bullish	Bearish	-1.69		1.02	20,960.90	12:08:20	515935	-14	Bullish	Bullish	26.92		1.6	47,036.10
12:09:21	13202	0	Bullish	Bearish	-0.98		1.02	20,964.15	12:09:21	515935	0	Bullish	Bearish	36.74		1.6	47,040.50
12:10:20	18336	5134	Bullish	Bearish	1.12		1.03	20,962.75	12:10:20	511402	-4533	Bullish	Bullish	34.55		1.59	47,038.10
12:11:19	13269	-5067	Bullish	Bearish	-3.88		1.02	20,964.70	12:11:19	511402	0	Bullish	Bearish	27.03		1.59	47,025.70
12:12:22	13269	0	Bullish	Bearish	1.27		1.02	20,965.95	12:12:22	511402	0	Bullish	Bearish	25.67		1.59	47,039.00
12:13:19	9902	-3367	Bullish	Bearish	2.15		1.02	20,966.15	12:13:19	506510	-4892	Bullish	Bullish	35.99		1.58	47,041.10
12:14:20	9902	0	Bullish	Bearish	2.62		1.02	20,965.65	12:14:20	506510	0	Bullish	Bullish	18.77		1.58	47,031.40
12:15:20	9902	0	Bullish	Bearish	-0.14		1.02	20,966.25	12:15:20	506510	0	Bullish	Bearish	18.76		1.58	47,033.35
12:16:20	6860	-3042	Bullish	Bearish	0.41		1.01	20,968.40	12:16:20	496601	-9909	Bullish	Bearish	22.49		1.57	47,034.60
12:17:20	6860	0	Bullish	Bearish	1.26		1.01	20,969.30	12:17:20	496580	-21	Bullish	Bullish	30.54		1.57	47,042.80
12:18:21	6860	0	Bullish	Bullish	-0.74		1.01	20,967.25	12:18:21	496580	0	Bullish	Bullish	36.53		1.57	47,042.80
12:19:19	2826	-4034	Bullish	Bearish	-1.69		1	20,963.35	12:19:19	498209	1629	Bullish	Bullish	34.03		1.57	47,031.50
12:20:20	2826	0	Bullish	Bearish	-7.63		1	20,962.85	12:20:20	496397	-1812	Bullish	Bearish	17.01		1.57	47,024.55
12:21:20	2826	0	Bullish	Bearish	-10.39	Buy 21200 PE	1	20,960.65	12:21:20	496397	0	Bullish	Bearish	-10.58		1.57	47,013.65
12:22:20	-2671	-5497	Bearish	Bearish	-10.87		1	20,960.65	12:22:20	507413	11016	Bullish	Bearish	-20.56	Buy 47300 PE	1.59	47,008.60
12:23:19	-2671	0	Bearish	Bearish	-10.69		1	20,960.95	12:23:19	506208	-1205	Bullish	Bearish	-9.54		1.59	47,008.50
12:24:20	-2671	0	Bearish	Bearish	-10.69		1	20,951.90	12:24:20	506208	0	Bullish	Bearish	-35.83		1.59	46,982.55
12:25:20	-7128	-4457	Bearish	Bearish	-18.85		0.99	20,955.70	12:25:20	480974	-25234	Bullish	Bearish	-42.51		1.55	46,989.20
12:26:20	-9691	-2563	Bearish	Bearish	-17.42		0.98	20,953.40	12:26:20	480977	3	Bullish	Bearish	-26.99		1.55	47,006.90
12:27:20	-9691	0	Bearish	Bearish	-16.85		0.98	20,949.30	12:27:20	480977	0	Bullish	Bearish	-23.61		1.55	46,989.70
12:28:21	-26261	-16570	Bearish	Bearish	-21.28		0.96	20,949.35	12:28:21	493455	12478	Bullish	Bearish	-36.74		1.57	46,987.10
12:29:21	-26261	0	Bearish	Bearish	-26.17		0.96	20,949.05	12:29:21	484864	-8591	Bullish	Bearish	-23.73		1.55	46,999.65
12:30:20	-26261	0	Bearish	Bearish	-20.16		0.96	20,952.85	12:30:20	484864	0	Bullish	Bearish	-8.33		1.55	47,010.30
12:31:19	-44493	-18232	Bearish	Bearish	-15.01		0.93	20,953.80	12:31:19	489306	4442	Bullish	Bearish	4.28		1.56	47,018.70
12:32:20	-44493	0	Bearish	Bearish	-15.01		0.93	20,956.80	12:32:20	487090	-2216	Bullish	Bullish	16.77	Buy 46700 CE	1.56	47,032.40
12:33:16	-44493	0	Bearish	Bearish	-17.78		0.93	20,953.90	12:33:16	487090	0	Bullish	Bearish	-3.50		1.56	47,019.35
12:34:21	-52907	-8414	Bearish	Bearish	-18.90		0.91	20,950.00	12:34:21	479024	-8066	Bullish	Bullish	2.30		1.54	47,013.75

Nifty ATM		Current Expiry	Exp High : 21,070.70	64.60	Not Break	Resistanc	21000	BN ATM	Friday		Exp High : 47,102.60	-201.05	Breakout	Resistanc	47500		
20950		2023-12-14	Exp Low : 20,797.50	65.20	Not Break	Support	20900	47300			Exp Low : 46,491.80	302.10	Not Break	Support	47000		
Time	NET Oi	+▲-▼	Net Oi Signal	Price Action Signal	VWAP Diff	Strike	Nifty PCR	Nifty LTP	Time	NET Oi	+▲-▼	Net Oi Signal	Price Action Signal	VWAP Diff	Strike	BN PCR	BN LTP
12:35:22	-52907	0	Bearish	Bearish	-25.18		0.91	20,945.60	12:35:22	479024	0	Bullish	Bearish	-13.03		1.54	47,006.50
12:36:21	-52907	0	Bearish	Bearish	-24.40		0.91	20,948.70	12:36:21	479025	1	Bullish	Bullish	-14.10		1.54	47,012.85
12:37:20	-56893	-3986	Bearish	Bearish	-25.67		0.91	20,948.65	12:37:20	486073	7048	Bullish	Bullish	-0.04		1.55	47,019.40
12:38:20	-56893	0	Bearish	Bearish	-25.59		0.91	20,944.40	12:38:20	483945	-2128	Bullish	Bullish	-14.09		1.55	47,014.70
12:39:19	-56893	0	Bearish	Bearish	-29.58		0.91	20,938.85	12:39:19	483945	0	Bullish	Bullish	-10.38		1.55	47,008.90
12:40:20	-66732	-9839	Bearish	Bearish	-34.34		0.89	20,941.55	12:40:20	487295	3350	Bullish	Bullish	-20.92	Buy 47300 PE	1.55	47,010.65
12:41:20	-66732	0	Bearish	Bearish	-29.47		0.89	20,938.80	12:41:20	487295	0	Bullish	Bullish	-21.46		1.55	47,007.25
12:42:21	-66732	0	Bearish	Bearish	-35.33		0.89	20,938.95	12:42:21	487292	-3	Bullish	Bearish	-29.23		1.55	46,997.20
12:43:19	-81357	-14625	Bearish	Bearish	-28.91		0.87	20,937.80	12:43:19	490159	2867	Bullish	Bearish	-26.02		1.55	46,999.50
12:44:20	-81357	0	Bearish	Bearish	-34.00		0.87	20,939.05	12:44:20	490152	-7	Bullish	Bearish	-34.38		1.55	46,990.05
12:45:20	-81357	0	Bearish	Bearish	-31.89		0.87	20,933.10	12:45:20	490152	0	Bullish	Bearish	-28.35		1.55	46,990.05
12:46:21	-97995	-16638	Bearish	Bearish	-43.31		0.85	20,928.75	12:46:21	483623	-6529	Bullish	Bearish	-62.41		1.54	46,968.70
12:47:20	-97995	0	Bearish	Bearish	-38.51		0.85	20,934.30	12:47:20	480327	-3296	Bullish	Bearish	-37.95		1.54	46,982.10
12:48:19	-97995	0	Bearish	Bearish	-38.61		0.85	20,924.15	12:48:19	480327	0	Bullish	Bearish	-41.44		1.54	46,950.40
12:49:20	-101597	-3602	Bearish	Bearish	-51.06		0.84	20,924.70	12:49:20	457038	-23289	Bullish	Bearish	-89.89		1.51	46,934.65
12:50:20	-121172	-19575	Bearish	Bearish	-53.34		0.82	20,921.30	12:50:20	457040	2	Bullish	Bearish	-112.13		1.51	46,922.85
12:51:20	-121172	0	Bearish	Bearish	-55.39		0.82	20,920.00	12:51:20	457040	0	Bullish	Bearish	-105.75		1.51	46,917.60
12:52:26	-133943	-12771	Bearish	Bearish	-44.10		0.8	20,927.75	12:52:26	421416	-35624	Bullish	Bearish	-100.25		1.45	46,933.45
12:53:25	-133943	0	Bearish	Bearish	-52.82		0.8	20,921.40	12:53:25	421270	-146	Bullish	Bearish	-117.09		1.45	46,914.35
12:54:19	-133943	0	Bearish	Bearish	-47.81		0.8	20,926.60	12:54:19	421270	0	Bullish	Bearish	-91.44		1.45	46,942.15
12:55:20	-142195	-8252	Bearish	Bearish	-52.55		0.79	20,915.45	12:55:20	406805	-14465	Bullish	Bearish	-80.33		1.43	46,932.60
12:56:19	-142722	-527	Bearish	Bearish	-57.12		0.79	20,920.65	12:56:19	406805	0	Bullish	Bearish	-99.39		1.43	46,932.30
12:57:19	-142722	0	Bearish	Bearish	-54.03		0.79	20,923.30	12:57:19	406805	0	Bullish	Bearish	-87.66		1.43	46,942.70
12:58:20	-148021	-5299	Bearish	Bearish	-40.94		0.78	20,922.80	12:58:20	418534	11729	Bullish	Bearish	-68.82		1.44	46,935.85
12:59:20	-150411	-2390	Bearish	Bearish	-45.81		0.78	20,923.85	12:59:20	418532	-2	Bullish	Bearish	-67.08		1.44	46,952.75
13:00:21	-150411	0	Bearish	Bearish	-41.17		0.78	20,928.55	13:00:21	418517	-15	Bullish	Bullish	-40.48		1.44	46,984.40
13:01:20	-160248	-9837	Bearish	Bullish	-38.55		0.76	20,924.90	13:01:20	407495	-11022	Bullish	Bullish	-41.58		1.43	46,969.35
13:02:19	-160248	0	Bearish	Bearish	-45.99		0.76	20,919.80	13:02:19	407495	0	Bullish	Bullish	-51.42		1.43	46,968.85
13:03:20	-160248	0	Bearish	Bearish	-44.21		0.76	20,912.30	13:03:20	407495	0	Bullish	Bullish	-48.37		1.43	46,956.45
13:04:20	-160248	0	Bearish	Bearish	-44.21		0.76	20,906.60	13:04:20	407495	0	Bullish	Bullish	-48.37		1.43	46,934.35
13:05:19	-171370	-11122	Bearish	Bearish	-67.24		0.75	20,904.30	13:05:19	403871	-3624	Bullish	Bearish	-121.71		1.42	46,900.95
13:06:21	-171370	0	Bearish	Bearish	-69.38		0.75	20,906.85	13:06:21	403871	0	Bullish	Bearish	-158.01		1.42	46,882.35
13:06:50	-191701	-20331	Bearish	Bearish	-65.77		0.72	20,905.10	13:06:50	370307	-33564	Bullish	Bearish	-168.60		1.39	46,850.50
13:07:30	-191701	0	Bearish	Bearish	-65.77		0.72	20,905.10	13:07:30	370307	0	Bullish	Bearish	-168.60		1.39	46,850.50
13:07:42	-191701	0	Bearish	Bearish	-65.77		0.72	20,905.10	13:07:42	370307	0	Bullish	Bearish	-168.60		1.39	46,850.50
13:08:19	-191701	0	Bearish	Bearish	-65.77		0.72	20,909.10	13:08:19	370848	541	Bullish	Bearish	-153.53		1.39	46,902.65

Nifty ATM		Current Expiry	Exp High : 21,070.70	64.60	Not Break	Resistanc	21000	BN ATM	Friday		Exp High : 47,102.60	-201.05	Breakout	Resistanc	47500		
20950		2023-12-14	Exp Low : 20,797.50	65.20	Not Break	Support	20900	47300			Exp Low : 46,491.80	302.10	Not Break	Support	47000		
Time	NET Oi	+▲-▼	Net Oi Signal	Price Action Signal	VWAP Diff	Strike	Nifty PCR	Nifty LTP	Time	NET Oi	+▲-▼	Net Oi Signal	Price Action Signal	VWAP Diff	Strike	BN PCR	BN LTP
13:09:20	-191701	0	Bearish	Bearish	-56.30		0.72	20,909.25	13:09:20	370848	0	Bullish	Bearish	-121.36		1.39	46,904.65
13:10:20	-203576	-11875	Bearish	Bearish	-53.09		0.71	20,909.35	13:10:20	352292	-18556	Bullish	Bearish	-105.77		1.36	46,918.70
13:11:19	-202396	1180	Bearish	Bearish	-58.43		0.71	20,908.15	13:11:19	352292	0	Bullish	Bearish	-119.59		1.36	46,908.55
13:12:20	-202396	0	Bearish	Bearish	-57.37		0.71	20,907.85	13:12:20	352292	0	Bullish	Bearish	-120.35		1.36	46,912.25
13:13:22	-198922	3474	Bearish	Bearish	-55.24		0.72	20,904.65	13:13:22	349189	-3103	Bullish	Bearish	-124.83		1.36	46,903.10
13:14:20	-205440	-6518	Bearish	Bearish	-62.12		0.71	20,906.90	13:14:20	349172	-17	Bullish	Bearish	-110.88		1.36	46,911.90
13:15:20	-205440	0	Bearish	Bullish	-46.57		0.71	20,923.15	13:15:20	349172	0	Bullish	Bullish	-73.10		1.36	46,942.50
13:16:20	-210583	-5143	Bearish	Bullish	-39.44		0.7	20,922.15	13:16:20	349172	0	Bullish	Bullish	-69.78		1.36	46,943.90
13:17:20	-210583	0	Bearish	Bullish	-33.83		0.7	20,919.55	13:17:20	353311	4139	Bullish	Bullish	-62.54		1.37	46,947.85
13:18:20	-210583	0	Bearish	Bullish	-37.13		0.7	20,918.30	13:18:20	353313	2	Bullish	Bullish	-77.30		1.37	46,946.35
13:19:21	-206321	4262	Bearish	Bullish	-39.28		0.71	20,919.45	13:19:21	368744	15431	Bullish	Bullish	-49.78		1.38	46,959.85
13:20:19	-203093	3228	Bearish	Bullish	-34.08		0.71	20,928.90	13:20:19	368744	0	Bullish	Bullish	-29.52		1.38	46,972.50
13:21:21	-203093	0	Bearish	Bullish	-40.55		0.71	20,921.30	13:21:21	368744	0	Bullish	Bullish	-52.75		1.38	46,970.35
13:22:21	-207752	-4659	Bearish	Bullish	-46.38		0.71	20,915.90	13:22:21	378011	9267	Bullish	Bullish	-47.82		1.39	46,956.05
13:23:21	-207752	0	Bearish	Bullish	-49.77		0.71	20,912.60	13:23:21	375706	-2305	Bullish	Bullish	-47.25		1.39	46,949.90
13:24:23	-207752	0	Bearish	Bullish	-47.28		0.71	20,913.55	13:24:23	375706	0	Bullish	Bullish	-56.62		1.39	46,969.90
13:25:20	-207045	707	Bearish	Bullish	-48.04		0.71	20,911.35	13:25:20	388131	12425	Bullish	Bullish	-58.67		1.4	46,960.45
13:26:19	-202820	4225	Bearish	Bullish	-49.36		0.71	20,912.60	13:26:19	390050	1919	Bullish	Bullish	-46.65		1.4	46,972.50
13:27:20	-202820	0	Bearish	Bullish	-50.90		0.71	20,910.85	13:27:20	390050	0	Bullish	Bullish	-49.62		1.4	46,984.90
13:28:19	-205337	-2517	Bearish	Bearish	-48.82		0.71	20,905.85	13:28:19	387995	-2055	Bullish	Bullish	-42.37		1.4	46,964.00
13:29:20	-205337	0	Bearish	Bearish	-55.58		0.71	20,902.65	13:29:20	389011	1016	Bullish	Bullish	-54.12		1.4	46,967.35
13:30:22	-205337	0	Bearish	Bearish	-58.24		0.71	20,894.25	13:30:22	389011	0	Bullish	Bearish	-60.36		1.4	46,942.15
13:31:20	-205308	29	Bearish	Bearish	-64.44		0.71	20,889.65	13:31:20	406269	17258	Bullish	Bearish	-72.09		1.42	46,945.90
13:32:20	-202866	2442	Bearish	Bearish	-64.54		0.72	20,890.35	13:32:20	406288	19	Bullish	Bearish	-66.06		1.42	46,945.50
13:33:19	-202866	0	Bearish	Bearish	-58.30		0.72	20,895.90	13:33:19	406288	0	Bullish	Bearish	-70.35		1.42	46,959.95
13:34:20	-211109	-8243	Bearish	Bearish	-54.38		0.71	20,903.00	13:34:20	406288	0	Bullish	Bearish	-64.88		1.42	46,961.95
13:35:19	-211176	-67	Bearish	Bearish	-48.47		0.71	20,906.20	13:35:19	416030	9742	Bullish	Bullish	-14.57		1.43	46,999.45
13:36:20	-211176	0	Bearish	Bearish	-40.00		0.71	20,908.25	13:36:20	416030	0	Bullish	Bullish	9.29		1.43	47,001.65
13:37:20	-221291	-10115	Bearish	Bearish	-40.76		0.7	20,908.90	13:37:20	412050	-3980	Bullish	Bullish	8.42		1.44	47,002.55
13:38:21	-220570	721	Bearish	Bearish	-43.38		0.7	20,910.65	13:38:21	412066	16	Bullish	Bullish	5.15		1.44	47,016.40
13:39:19	-220570	0	Bearish	Bearish	-53.50		0.7	20,898.20	13:39:19	412066	0	Bullish	Bullish	-15.55		1.44	46,992.50
13:40:20	-219145	1425	Bearish	Bearish	-68.28		0.7	20,887.85	13:40:20	412066	0	Bullish	Bearish	-45.56		1.44	46,967.60
13:41:19	-219338	-193	Bearish	Bearish	-72.53		0.7	20,883.85	13:41:19	415847	3781	Bullish	Bearish	-51.24		1.45	46,957.15
13:42:20	-219338	0	Bearish	Bearish	-72.28		0.7	20,884.20	13:42:20	415847	0	Bullish	Bearish	-59.37		1.45	46,956.95
13:43:20	-232009	-12671	Bearish	Bearish	-76.32		0.68	20,880.45	13:43:20	418980	3133	Bullish	Bullish	-48.40		1.45	46,962.90
13:44:59	-238224	-6215	Bearish	Bearish	-81.53		0.67	20,872.65	13:44:59	420188	1208	Bullish	Bearish	-65.17		1.45	46,939.95



Nifty ATM		Current Expiry	Exp High : 21,070.70	64.60	Not Break	Resistanc	21000	BN ATM	Friday		Exp High : 47,102.60	-201.05	Breakout	Resistanc	47500		
20950		2023-12-14	Exp Low : 20,797.50	65.20	Not Break	Support	20900	47300			Exp Low : 46,491.80	302.10	Not Break	Support	47000		
Time	NET Oi	+▲-▼	Net Oi Signal	Price Action Signal	VWAP Diff	Strike	Nifty PCR	Nifty LTP	Time	NET Oi	+▲-▼	Net Oi Signal	Price Action Signal	VWAP Diff	Strike	BN PCR	BN LTP
13:45:19	-238224	0	Bearish	Bearish	-81.53		0.67	20,872.65	13:45:19	420188	0	Bullish	Bearish	-65.17		1.45	46,939.95
13:46:19	-247806	-9582	Bearish	Bearish	-89.90		0.66	20,872.05	13:46:19	409346	-10842	Bullish	Bearish	-99.97		1.44	46,916.20
13:47:20	-253754	-5948	Bearish	Bearish	-81.00		0.66	20,873.75	13:47:20	409346	0	Bullish	Bearish	-86.52		1.44	46,933.75
13:48:20	-253754	0	Bearish	Bearish	-74.32		0.66	20,875.65	13:48:20	409346	0	Bullish	Bearish	-69.61		1.44	46,927.35
13:49:19	-267322	-13568	Bearish	Bearish	-75.85		0.64	20,866.10	13:49:19	409346	0	Bullish	Bearish	-70.40		1.44	46,926.10
13:50:19	-267322	0	Bearish	Bearish	-84.91		0.64	20,869.85	13:50:19	409277	-69	Bullish	Bearish	-89.35		1.44	46,918.25
13:51:22	-267322	0	Bearish	Bearish	-73.91		0.64	20,877.40	13:51:22	409277	0	Bullish	Bearish	-63.55		1.44	46,939.75
13:52:19	-262967	4355	Bearish	Bearish	-75.09		0.65	20,876.55	13:52:19	399557	-9720	Bullish	Bearish	-66.95		1.43	46,943.40
13:53:20	-270630	-7663	Bearish	Bearish	-64.54		0.64	20,886.55	13:53:20	396425	-3132	Bullish	Bearish	-50.33		1.42	46,952.30
13:54:19	-270630	0	Bearish	Bullish	-59.68		0.64	20,888.35	13:54:19	396425	0	Bullish	Bullish	-30.63		1.42	46,964.05
13:55:20	-276052	-5422	Bearish	Bullish	-62.75		0.64	20,885.10	13:55:20	392913	-3512	Bullish	Bullish	-38.97		1.42	46,963.85
13:56:22	-276052	0	Bearish	Bullish	-67.28		0.64	20,885.60	13:56:22	392913	0	Bullish	Bearish	-57.14		1.42	46,956.45
13:57:19	-276052	0	Bearish	Bullish	-63.38		0.64	20,886.40	13:57:19	392975	62	Bullish	Bullish	-57.31		1.42	46,960.60
13:58:19	-277007	-955	Bearish	Bullish	-62.21		0.64	20,887.80	13:58:19	392963	-12	Bullish	Bullish	-58.08		1.42	46,960.50
13:59:20	-277007	0	Bearish	Bullish	-63.60		0.64	20,888.45	13:59:20	391480	-1483	Bullish	Bullish	-66.30		1.42	46,956.80
14:00:19	-277007	0	Bearish	Bullish	-61.43		0.64	20,889.50	14:00:19	391480	0	Bullish	Bullish	-47.12		1.42	46,969.90
14:01:24	-277007	0	Bearish	Bullish	-63.84		0.64	20,893.25	14:01:24	386709	-4771	Bullish	Bullish	-57.66		1.41	46,967.00
14:02:21	-277463	-456	Bearish	Bullish	-56.01		0.64	20,896.95	14:02:21	384729	-1980	Bullish	Bullish	-40.00		1.41	46,990.65
14:03:16	-277463	0	Bearish	Bullish	-57.21		0.64	20,886.85	14:03:16	384729	0	Bullish	Bullish	-37.66		1.41	46,971.80
14:04:19	-276746	717	Bearish	Bullish	-65.00		0.64	20,889.75	14:04:19	383982	-747	Bullish	Bullish	-48.63		1.41	46,970.35
14:05:20	-276746	0	Bearish	Bullish	-64.28		0.64	20,892.15	14:05:20	378829	-5153	Bullish	Bullish	-42.85		1.4	46,974.25
14:06:22	-276746	0	Bearish	Bullish	-51.95		0.64	20,898.90	14:06:22	378840	11	Bullish	Bullish	-28.43		1.4	46,991.40
14:07:20	-275677	1069	Bearish	Bullish	-47.47		0.64	20,903.60	14:07:20	385457	6617	Bullish	Bullish	-12.42		1.41	47,000.15
14:08:20	-275677	0	Bearish	Bullish	-47.47		0.64	20,909.35	14:08:20	386481	1024	Bullish	Bullish	-7.30		1.41	47,006.80
14:08:49	-275677	0	Bearish	Bullish	-36.94		0.64	20,915.70	14:08:49	386481	0	Bullish	Bullish	-7.30		1.41	47,010.20
14:09:29	-275677	0	Bearish	Bullish	-36.94		0.64	20,915.70	14:09:29	386481	0	Bullish	Bullish	-7.30		1.41	47,010.20
14:09:50	-275677	0	Bearish	Bullish	-33.40		0.64	20,913.90	14:09:50	392892	6411	Bullish	Bullish	7.50		1.42	47,014.05
14:10:20	-275677	0	Bearish	Bullish	-33.40		0.64	20,913.90	14:10:20	392892	0	Bullish	Bullish	7.50		1.42	47,014.05
14:11:20	-257932	17745	Bearish	Bullish	-33.54		0.65	20,910.30	14:11:20	392892	0	Bullish	Bullish	7.74		1.42	47,011.45
14:12:20	-257932	0	Bearish	Bullish	-40.50		0.65	20,901.95	14:12:20	392892	0	Bullish	Bullish	-15.39		1.42	46,991.95
14:13:20	-245688	12244	Bearish	Bullish	-47.39		0.66	20,907.00	14:13:20	399776	6884	Bullish	Bullish	-25.01		1.43	46,996.75
14:14:21	-245688	0	Bearish	Bullish	-35.53		0.66	20,908.80	14:14:21	401421	1645	Bullish	Bullish	-5.10		1.43	46,999.80
14:15:20	-245688	0	Bearish	Bullish	-33.43		0.66	20,911.20	14:15:20	401421	0	Bullish	Bullish	3.05		1.43	47,009.80
14:16:19	-245246	442	Bearish	Bullish	-30.46		0.66	20,913.95	14:16:19	402378	957	Bullish	Bullish	7.75		1.43	47,006.20
14:17:21	-245257	-11	Bearish	Bullish	-35.93		0.66	20,914.20	14:17:21	402378	0	Bullish	Bullish	-1.45		1.43	47,009.15
14:18:20	-245257	0	Bearish	Bullish	-31.79		0.66	20,910.75	14:18:20	402378	0	Bullish	Bearish	-6.11		1.43	46,995.20

Nifty ATM		Current Expiry	Exp High : 21,070.70	64.60	Not Break	Resistanc	21000	BN ATM	Friday		Exp High : 47,102.60	-201.05	Breakout	Resistanc	47500		
20950		2023-12-14	Exp Low : 20,797.50	65.20	Not Break	Support	20900	47300			Exp Low : 46,491.80	302.10	Not Break	Support	47000		
Time	NET Oi	+▲-▼	Net Oi Signal	Price Action Signal	VWAP Diff	Strike	Nifty PCR	Nifty LTP	Time	NET Oi	+▲-▼	Net Oi Signal	Price Action Signal	VWAP Diff	Strike	BN PCR	BN LTP
14:19:19	-247435	-2178	Bearish	Bearish	-38.27		0.66	20,908.60	14:19:19	411596	9218	Bullish	Bearish	-20.90		1.44	46,985.60
14:20:20	-243204	4231	Bearish	Bearish	-33.73		0.67	20,913.40	14:20:20	412417	821	Bullish	Bearish	-12.24		1.44	46,989.65
14:21:20	-243204	0	Bearish	Bearish	-37.03		0.67	20,912.25	14:21:20	412417	0	Bullish	Bearish	-22.23		1.44	46,966.70
14:22:20	-239361	3843	Bearish	Bearish	-39.89		0.67	20,902.80	14:22:20	412417	0	Bullish	Bearish	-30.21		1.44	46,953.95
14:23:20	-239361	0	Bearish	Bearish	-39.18		0.67	20,911.10	14:23:20	413910	1493	Bullish	Bearish	-41.02		1.44	46,947.90
14:24:20	-239361	0	Bearish	Bullish	-35.28		0.67	20,911.75	14:24:20	413910	0	Bullish	Bearish	-32.86		1.44	46,962.45
14:25:20	-234257	5104	Bearish	Bullish	-34.10		0.68	20,909.35	14:25:20	416583	2673	Bullish	Bearish	-7.95		1.45	46,981.85
14:26:21	-234257	0	Bearish	Bearish	-35.03		0.68	20,906.80	14:26:21	416583	0	Bullish	Bearish	-10.49		1.45	46,980.10
14:27:22	-234257	0	Bearish	Bearish	-39.42		0.68	20,901.25	14:27:22	416583	0	Bullish	Bearish	-10.98		1.45	46,993.00
14:28:19	-244178	-9921	Bearish	Bearish	-41.15		0.67	20,904.25	14:28:19	416583	0	Bullish	Bearish	-6.97		1.45	46,993.65
14:29:19	-244178	0	Bearish	Bearish	-43.41		0.67	20,903.10	14:29:19	409889	-6694	Bullish	Bearish	-10.91		1.44	46,990.05
14:30:21	-244178	0	Bearish	Bearish	-45.92		0.67	20,900.20	14:30:21	409889	0	Bullish	Bearish	-5.95		1.44	46,988.80
14:31:19	-250076	-5898	Bearish	Bearish	-40.60		0.66	20,904.75	14:31:19	411571	1682	Bullish	Bullish	-0.45		1.44	47,000.55
14:32:19	-250047	29	Bearish	Bearish	-36.22		0.66	20,905.70	14:32:19	414381	2810	Bullish	Bullish	-4.95		1.44	46,997.95
14:33:19	-250047	0	Bearish	Bearish	-33.79		0.66	20,912.15	14:33:19	414383	2	Bullish	Bullish	7.04		1.44	47,006.30
14:34:19	-250047	0	Bearish	Bearish	-35.32		0.66	20,909.40	14:34:19	410762	-3621	Bullish	Bullish	-7.56		1.44	46,988.15
14:35:20	-244129	5918	Bearish	Bullish	-32.38		0.67	20,911.10	14:35:20	406856	-3906	Bullish	Bullish	1.65		1.43	46,999.90
14:36:20	-244129	0	Bearish	Bullish	-35.38		0.67	20,913.90	14:36:20	406856	0	Bullish	Bullish	-10.95		1.43	47,002.25
14:37:19	-240987	3142	Bearish	Bullish	-21.90		0.67	20,918.10	14:37:19	411400	4544	Bullish	Bullish	22.99	Buy 46700 CE	1.44	47,007.10
14:38:20	-240987	0	Bearish	Bullish	-23.19		0.67	20,921.50	14:38:20	407212	-4188	Bullish	Bullish	19.91		1.44	47,020.65
14:39:19	-240987	0	Bearish	Bullish	-17.23		0.67	20,924.00	14:39:19	407221	9	Bullish	Bullish	47.28		1.44	47,035.85
14:40:22	-240987	0	Bearish	Bullish	-13.19		0.67	20,924.80	14:40:22	407221	0	Bullish	Bullish	61.00		1.44	47,050.65
14:41:21	-223966	17021	Bearish	Bullish	-12.14		0.68	20,927.45	14:41:21	437571	30350	Bullish	Bullish	75.01		1.48	47,050.60
14:42:20	-223966	0	Bearish	Bullish	-12.10		0.68	20,926.75	14:42:20	437571	0	Bullish	Bullish	78.46		1.48	47,043.05
14:43:20	-221245	2721	Bearish	Bullish	-8.18		0.69	20,932.50	14:43:20	476348	38777	Bullish	Bullish	79.09		1.54	47,053.40
14:44:20	-205565	15680	Bearish	Bullish	-3.15		0.7	20,930.40	14:44:20	476415	67	Bullish	Bullish	76.11		1.54	47,048.50
14:45:23	-205565	0	Bearish	Bullish	0.96		0.7	20,934.40	14:45:23	476415	0	Bullish	Bullish	85.71		1.54	47,071.55
14:46:20	-180484	25081	Bearish	Bullish	0.96		0.73	20,934.65	14:46:20	476415	0	Bullish	Bullish	90.70		1.54	47,068.35
14:47:21	-180484	0	Bearish	Bullish	5.95		0.73	20,940.80	14:47:21	493626	17211	Bullish	Bullish	131.37		1.57	47,082.95
14:48:21	-180484	0	Bearish	Bullish	6.86		0.73	20,936.25	14:48:21	493626	0	Bullish	Bullish	169.99		1.57	47,103.05
14:49:21	-159667	20817	Bearish	Bullish	6.02		0.76	20,937.70	14:49:21	498899	5273	Bullish	Bullish	181.04		1.57	47,122.50
14:50:20	-156249	3418	Bearish	Bullish	7.82		0.76	20,939.55	14:50:20	588975	90076	Bullish	Bullish	192.02		1.75	47,137.05
14:51:21	-156249	0	Bearish	Bullish	4.68		0.76	20,935.70	14:51:21	588975	0	Bullish	Bullish	157.79		1.75	47,114.50
14:52:20	-151761	4488	Bearish	Bullish	4.96		0.77	20,934.20	14:52:20	625588	36613	Bullish	Bullish	183.83		1.83	47,126.05
14:53:21	-136864	14897	Bearish	Bullish	2.99		0.79	20,932.75	14:53:21	631248	5660	Bullish	Bullish	181.74		1.84	47,123.60
14:54:21	-136864	0	Bearish	Bullish	1.99		0.79	20,933.35	14:54:21	631248	0	Bullish	Bullish	181.15		1.84	47,141.90

Nifty ATM		Current Expiry	Exp High : 21,070.70	64.60	Not Break	Resistanc	21000	BN ATM	Friday		Exp High : 47,102.60	-201.05	Breakout	Resistanc	47500		
20950		2023-12-14	Exp Low : 20,797.50	65.20	Not Break	Support	20900	47300			Exp Low : 46,491.80	302.10	Not Break	Support	47000		
Time	NET Oi	+▲-▼	Net Oi Signal	Price Action Signal	VWAP Diff	Strike	Nifty PCR	Nifty LTP	Time	NET Oi	+▲-▼	Net Oi Signal	Price Action Signal	VWAP Diff	Strike	BN PCR	BN LTP
14:55:21	-126289	10575	Bearish	Bullish	-2.25		0.8	20,936.85	14:55:21	631248	0	Bullish	Bullish	176.38		1.84	47,161.25
14:56:20	-127684	-1395	Bearish	Bullish	2.59		0.8	20,935.85	14:56:20	652900	21652	Bullish	Bullish	196.63		1.89	47,158.90
14:57:20	-127684	0	Bearish	Bullish	-0.41		0.8	20,933.95	14:57:20	652900	0	Bullish	Bullish	199.05		1.89	47,168.70
14:58:18	-127684	0	Bearish	Bearish	-8.15		0.8	20,932.85	14:58:18	663051	10151	Bullish	Bullish	184.77		1.93	47,150.35
14:59:21	-135602	-7918	Bearish	Bearish	-0.44		0.78	20,934.00	14:59:21	663051	0	Bullish	Bullish	174.58		1.93	47,136.80
15:00:19	-135602	0	Bearish	Bearish	4.21		0.78	20,937.35	15:00:19	663077	26	Bullish	Bullish	183.93		1.93	47,139.55
15:01:20	-136064	-462	Bearish	Bullish	2.43		0.78	20,937.15	15:01:20	663077	0	Bullish	Bullish	183.68		1.93	47,147.30
15:02:22	-129477	6587	Bearish	Bullish	10.26	Buy 20700 CE	0.79	20,944.65	15:02:22	656147	-6930	Bullish	Bullish	197.33		1.91	47,158.20
15:03:19	-129477	0	Bearish	Bullish	9.87		0.79	20,953.35	15:03:19	656147	0	Bullish	Bullish	191.64		1.91	47,161.05
15:04:21	-101152	28325	Bearish	Bullish	26.21		0.83	20,959.90	15:04:21	656147	0	Bullish	Bullish	275.54		1.91	47,256.10
15:05:20	-108900	-7748	Bearish	Bullish	28.44		0.82	20,966.05	15:05:20	685080	28933	Bullish	Bullish	279.34		2	47,277.55
15:06:20	-108900	0	Bearish	Bullish	30.95		0.82	20,958.00	15:06:20	685080	0	Bullish	Bullish	326.60		2	47,267.00
15:07:20	-87643	21257	Bearish	Bullish	35.83		0.85	20,965.90	15:07:20	735551	50471	Bullish	Bullish	337.29		2.15	47,282.70
15:08:20	-86689	954	Bearish	Bullish	29.61		0.85	20,968.90	15:08:20	738234	2683	Bullish	Bullish	281.43		2.16	47,267.00
15:09:19	-86689	0	Bearish	Bullish	30.19		0.85	20,962.05	15:09:19	738234	0	Bullish	Bullish	294.45		2.16	47,267.00
15:10:22	-59403	27286	Bearish	Bullish	29.04		0.89	20,962.75	15:10:22	749459	11225	Bullish	Bullish	278.16		2.2	47,271.55
15:11:20	-59286	117	Bearish	Bullish	39.34		0.89	20,974.30	15:11:20	711706	-37753	Bullish	Bullish	305.59		2.14	47,293.40
15:12:21	-59286	0	Bearish	Bullish	43.02		0.89	20,976.25	15:12:21	711706	0	Bullish	Bullish	299.24		2.14	47,292.75
15:13:20	-61406	-2120	Bearish	Bullish	44.78		0.89	20,968.40	15:13:20	711706	0	Bullish	Bullish	294.19		2.14	47,270.20
15:14:19	-20544	40862	Bearish	Bullish	45.22		0.96	20,968.60	15:14:19	696995	-14711	Bullish	Bullish	284.05		2.12	47,248.75
15:15:20	-20544	0	Bearish	Bullish	47.24		0.96	20,970.05	15:15:20	696995	0	Bullish	Bullish	288.13		2.12	47,258.00
15:16:20	-9447	11097	Bearish	Bullish	50.72		0.98	20,973.50	15:16:20	701583	4588	Bullish	Bullish	304.31		2.14	47,266.75
15:17:23	-5309	4138	Bearish	Bullish	38.21		0.99	20,972.40	15:17:23	701583	0	Bullish	Bullish	298.41		2.14	47,285.80
15:18:19	-5309	0	Bearish	Bullish	39.81		0.99	20,968.40	15:18:19	701583	0	Bullish	Bearish	296.81		2.14	47,267.10
15:19:20	-9189	-3880	Bearish	Bullish	41.09		0.98	20,973.00	15:19:20	704352	2769	Bullish	Bullish	287.42		2.16	47,267.45
15:20:20	5332	14521	Bullish	Bullish	42.67		1.01	20,974.75	15:20:20	696515	-7837	Bullish	Bearish	292.64		2.14	47,263.15
15:21:19	5332	0	Bullish	Bullish	44.41		1.01	20,972.35	15:21:19	696515	0	Bullish	Bearish	307.96		2.14	47,257.95
15:22:20	23458	18126	Bullish	Bullish	41.33		1.05	20,973.40	15:22:20	696515	0	Bullish	Bearish	288.63		2.14	47,266.40
15:23:20	9688	-13770	Bullish	Bullish	46.18		1.02	20,976.30	15:23:20	678647	-17868	Bullish	Bullish	293.84		2.13	47,274.65
15:24:20	9688	0	Bullish	Bullish	50.98		1.02	20,976.90	15:24:20	678647	0	Bullish	Bearish	305.07		2.13	47,268.65
15:25:21	2938	-6750	Bullish	Bearish	52.83		1.01	20,976.25	15:25:21	700502	21855	Bullish	Bearish	327.21		2.21	47,277.75
15:26:21	22618	19680	Bullish	Bullish	51.52		1.05	20,978.65	15:26:21	678622	-21880	Bullish	Bullish	331.40		2.18	47,282.25
15:27:21	22618	0	Bullish	Bullish	49.86		1.05	20,977.15	15:27:21	678622	0	Bullish	Bullish	343.00		2.18	47,289.25
15:28:20	9974	-12644	Bullish	Bullish	51.08		1.02	20,977.55	15:28:20	649144	-29478	Bullish	Bullish	338.50		2.13	47,289.10
15:29:20	21967	11993	Bullish	Bullish	52.47		1.05	20,979.00	15:29:20	668849	19705	Bullish	Bullish	352.55		2.2	47,295.95
15:30:20	21967	0	Bullish	Bullish	55.29		1.05	20,975.50	15:30:20	668849	0	Bullish	Bullish	348.79		2.2	47,297.85





Nifty ATM	Nifty Spot	Nifty Pre CL	Nifty Open	Nifty High	Nifty Low	India VIX	Current Expiry	Exp High	21,070.70	64.60	Not Break	Resistanc	21000	BN ATM	BN Spot	BN Pre CL	BN Open	BN High	BN Low	India VIX	Friday	Exp High	47,102.60	-201.05	Breakout	Resistanc	47500		
20950	20,969.40	20901.15	20,934.10	21,006.10	20,862.70	12.47	2023-12-14	Exp Low	20,797.50	65.20	Not Break	Support	20900	47300	47,262.00	46,841.40	46,797.20	47,303.65	46,793.90	12.47		Exp Low	46,491.80	302.10	Not Break	Support	47000		
Time	Call COI (Bearish ▼)	Call COI (+▲-▼)	Short Covering	Put COI (Bullish ▲)	Put COI (+▲-▼)	Long UW	NET Oi	+▲-▼	Net Oi Signal	Price Action Signal	VWAP Diff	Strike	Nifty PCR	Nifty LTP	Time	Call COI (Bearish ▼)	Call COI (+▲-▼)	Short Covering	Put COI (Bullish ▲)	Put COI (+▲-▼)	Long Unwinding	NET Oi	+▲-▼	Net Oi Signal	Price Action Signal	VWAP Diff	Strike	BN PCR	BN LTP
09:14:21	160813	0		186090	0		25277	0	Bullish	Wait	10.65		1.16	20,934.10	09:14:21	224468	0		370929	0		146461	0	Bullish	Wait	116.39		1.65	46,797.20
09:15:18	160813	0		186090	0		25277	0	Bullish	Wait	10.65		1.16	20,934.10	09:15:18	224468	0		370929	0		146461	0	Bullish	Wait	116.39		1.65	46,797.20
09:16:19	293895	133082		186090	0		-107805	-133082	Bearish	Wait	-14.77	Buy 21100 PE	0.63	20,948.45	09:16:19	224468	0		370929	0		146461	0	Bullish	Wait	-35.85	Buy 47200 PE	1.65	46,907.60
09:17:20	293895	0		308721	122631		14826	122631	Bullish	Wait	-0.65		1.05	20,950.40	09:17:20	614576	390108		797199	426270		182623	36162	Bullish	Wait	9.38		1.3	46,886.30
09:18:19	313779	19884		336861	28140		23082	8256	Bullish	Wait	3.54		1.07	20,949.05	09:18:19	614576	0		877820	80621		263244	80621	Bullish	Wait	-13.90		1.43	46,849.15
09:19:28	331915	18136		359295	22434		27380	4298	Bullish	Wait	-3.18		1.08	20,944.45	09:19:28	696748	82172		877820	0		181072	-82172	Bullish	Wait	-28.63		1.26	46,858.55
09:20:21	331915	0		359295	0		27380	0	Bullish	Wait	-0.10		1.08	20,946.90	09:20:21	696763	15		877820	0		181057	-15	Bullish	Wait	-26.78		1.26	46,863.50
09:21:20	331915	0		359295	0		27380	0	Bullish	Wait	0.36		1.08	20,947.15	09:21:20	696763	0		919703	41883		222940	41883	Bullish	Wait	-2.06		1.32	46,875.15
09:22:22	355514	23599		391673	32378		36159	8779	Bullish	Wait	2.48		1.1	20,946.70	09:22:22	762768	66005		941836	22133		179068	-43872	Bullish	Wait	-47.09		1.23	46,857.80
09:23:21	355514	0		391673	0		36159	0	Bullish	Wait	1.02		1.1	20,950.25	09:23:21	762768	0		941836	0		179068	0	Bullish	Wait	-33.58		1.23	46,866.35
09:24:21	355514	0		391673	0		36159	0	Bullish	Wait	2.72		1.1	20,954.05	09:24:21	762768	0		941836	0		179068	0	Bullish	Wait	-43.71		1.23	46,870.35
09:25:19	371615	16101		414845	23172		43230	7071	Bullish	Wait	9.77		1.12	20,958.55	09:25:19	811604	48836		982742	40906		171138	-7930	Bullish	Wait	-3.91		1.21	46,895.10
09:26:21	371615	0		414845	0		43230	0	Bullish	Wait	18.87	Buy 20800 CE	1.12	20,963.15	09:26:21	811604	0		982742	0		171138	0	Bullish	Wait	39.44	Buy 46600 CE	1.21	46,941.25
09:27:19	371615	0		414845	0		43230	0	Bullish	Bullish	17.39		1.12	20,966.80	09:27:19	829163	17559		982742	0		153579	-17559	Bullish	Bullish	55.63		1.19	46,970.20
09:28:19	389443	17828		437485	22640		48042	4812	Bullish	Bullish	15.34		1.12	20,963.90	09:28:19	829191	28		1022052	39310		192861	39282	Bullish	Bullish	35.06		1.23	46,962.35
09:29:19	389443	0		437485	0		48042	0	Bullish	Bullish	12.23		1.12	20,969.70	09:29:19	829191	0		1022052	0		192861	0	Bullish	Bullish	41.94		1.23	46,962.35
09:30:20	398261	8818		437485	0		39224	-8818	Bullish	Bullish	18.85		1.1	20,967.00	09:30:20	860149	30958		1022052	0		161903	-30958	Bullish	Bullish	33.62		1.19	46,955.40
09:31:19	398261	0		454473	16988		56212	16988	Bullish	Bullish	4.70		1.14	20,954.55	09:31:19	860122	-27		1068279	46227		208157	46254	Bullish	Bullish	0.98		1.24	46,921.05
09:32:19	398261	0		454473	0		56212	0	Bullish	Bullish	0.24		1.14	20,954.15	09:32:19	860122	0		1068279	0		208157	0	Bullish	Bullish	-12.87		1.24	46,928.95
09:33:20	398261	0		463374	8901		65113	8901	Bullish	Bullish	1.85		1.16	20,954.15	09:33:20	860122	0		1068279	0		208157	0	Bullish	Bullish	6.68		1.24	46,928.95
09:34:19	403989	5728		463374	0		59385	-5728	Bullish	Bullish	5.65		1.15	20,956.30	09:34:19	879583	19461		1084304	16025		204721	-3436	Bullish	Bullish	11.52		1.23	46,938.65
09:35:20	403989	0		463374	0		59385	0	Bullish	Bullish	4.47		1.15	20,954.15	09:35:20	879583	0		1084304	0		204721	0	Bullish	Bullish	-1.22		1.23	46,926.95
09:36:20	403989	0		463374	0		59385	0	Bullish	Bullish	0.25		1.15	20,955.75	09:36:20	879583	0		1084304	0		204721	0	Bullish	Bullish	-7.79		1.23	46,925.95
09:37:19	412926	8937		470205	6831		57279	-2106	Bullish	Bullish	0.65		1.14	20,959.10	09:37:19	895261	15678		1109184	24880		213923	9202	Bullish	Bullish	-6.71		1.24	46,939.90
09:38:21	412926	0		470205	0		57279	0	Bullish	Bullish	3.42		1.14	20,959.10	09:38:21	895261	0		1109184	0		213923	0	Bullish	Bullish	8.16		1.24	46,929.05
09:39:19	417281	4355		470205	0		52924	-4355	Bullish	Bearish	5.18		1.13	20,957.15	09:39:19	895261	0		1109184	0		213923	0	Bullish	Bearish	-1.95		1.24	46,929.90
09:40:21	417323	42		474053	3848		56730	3806	Bullish	Bearish	6.52		1.14	20,959.00	09:40:21	903314	8053		1123901	14717		220587	6664	Bullish	Bearish	1.33		1.24	46,934.20
09:41:18	417323	0		474053	0		56730	0	Bullish	Bearish	10.42		1.14	20,960.25	09:41:18	903314	0		1123901	0		220587	0	Bullish	Bearish	15.00		1.24	46,931.80
09:42:20	417323	0		482270	8217		64947	8217	Bullish	Bearish	6.40		1.16	20,955.85	09:42:20	903314	0		1123901	0		220587	0	Bullish	Bearish	13.17		1.24	46,928.10
09:42:51	421328	4005		482270	0		60942	-4005	Bullish	Bearish	9.67		1.14	20,965.90	09:42:51	907140	3826		1135850	11949		228710	8123	Bullish	Bearish	30.38		1.25	46,944.45
09:43:27	421328	0		482270	0		60942	0	Bullish	Bullish	9.67		1.14	20,965.90	09:43:27	907140	0		1135850	0		228710	0	Bullish	Bullish	30.38		1.25	46,944.45
09:43:57	421328	0		482270	0		60942	0	Bullish	Bullish	21.89		1.14	20,973.80	09:43:57	907140	0		1135850	0		228710	0	Bullish	Bullish	86.89		1.25	47,008.50
09:44:25	421328	0		482270	0		60942	0	Bullish	Bullish	21.89		1.14	20,973.80	09:44:25	907140	0		1135850	0		228710	0	Bullish	Bullish	86.89		1.25	47,008.50
09:45:04	417494	-3834	Short C	482270	0		64776	3834	Bullish	Bullish	16.98		1.16	20,971.90	09:45:04	865750	-41390	Short C	1135850	0		270100	41390	Bullish	Bullish	74.18		1.31	47,000.55
09:45:25	417494	0		482270	0		64776	0	Bullish	Bullish	16.98		1.16	20,971.90	09:45:25	865750	0		1135850	0		270100	0	Bullish	Bullish	74.18		1.31	47,000.55
09:45:32	417494	0		482270	0		64776	0	Bullish	Bullish	16.98		1.16	20,971.90	09:45:32	865750	0		1135850	0		270100	0	Bullish	Bullish	74.18		1.31	47,000.55
09:46:02	417494	0		486399	4129		68905	4129	Bullish	Bullish	19.27		1.17	20,967.70	09:46:02	865750	0		1146667	10817		280917	10817	Bullish	Bullish	85.44		1.32	47,010.10
09:46:40	417494	0		486399	0		68905	0	Bullish	Bullish	19.27		1.17	20,967.70	09:46:40	865750	0		1146667	0		280917	0	Bullish	Bullish	85.44		1.32	47,010.10
09:46:54	417494	0		486399	0		68905	0	Bullish	Bullish	16.80		1.17	20,971.10	09:46:54	865750	0		1146667	0		280917	0	Bullish	Bullish	81.11		1.32	47,003.95
09:47:01	417494	0		486399	0		68905	0	Bullish	Bullish	16.80		1.17</																


Nifty ATM	Nifty Spot	Nifty Pre CL	Nifty Open	Nifty High	Nifty Low	India VIX	Current Expiry	Exp High	21,070.70	64.60	Not Break	Resistanc	21000	BN ATM	BN Spot	BN Pre CL	BN Open	BN High	BN Low	India VIX	Friday		Exp High	47,102.60	-201.05	Breakout	Resistanc	47500	
20950	20,969.40	20901.15	20,934.10	21,006.10	20,862.70	12.47	2023-12-14	Exp Low	20,737.50	65.20	Not Break	Support	20900	47300	47,262.00	46,841.40	46,797.20	47,303.65	46,793.90	12.47			Exp Low	46,491.80	302.10	Not Break	Support	47000	
Time	Call COI (Bearish ▼)	Call COI (+▲-▼)	Short Covering	Put COI (Bullish ▲)	Put COI (+▲-▼)	Long UW	NET Oi	+▲-▼	Net Oi Signal	Price Action Signal	VWAP Diff	Strike	Nifty PCR	Nifty LTP	Time	Call COI (Bearish ▼)	Call COI (+▲-▼)	Short Covering	Put COI (Bullish ▲)	Put COI (+▲-▼)	Long Unwinding	NET Oi	+▲-▼	Net Oi Signal	Price Action Signal	VWAP Diff	Strike	BN PCR	BN LTP
10:01:19	418329	519		545792	7757		127463	7238	Bullish	Bullish	22.73		1.3	20,992.00	10:01:19	868519		-2003	Short C	1224704	269	356185	2272	Bullish	Bullish	89.98	1.41	47,063.75	
10:02:18	418329	0		545792	0		127463	0	Bullish	Bullish	20.94		1.3	20,991.20	10:02:18	868519	0		1224704	0		356185	0	Bullish	Bullish	67.91	1.41	47,047.10	
10:03:21	418329	0		545792	0		127463	0	Bullish	Bullish	17.67		1.3	20,990.90	10:03:21	879594	11075		1224704	0		345110	-11075	Bullish	Bullish	57.62	1.39	47,042.45	
10:04:20	423852	5523		550881	5089		127029	-434	Bullish	Bullish	30.51		1.3	20,994.00	10:04:20	879369	-225		1249240	24536		369871	24761	Bullish	Bullish	108.90	1.42	47,043.80	
10:05:20	423852	0		550881	0		127029	0	Bullish	Bullish	15.86		1.3	20,991.55	10:05:20	879369	0		1249240	0		369871	0	Bullish	Bullish	55.16	1.42	47,071.15	
10:06:27	423852	0		550881	0		127029	0	Bullish	Bullish	21.52		1.3	20,995.65	10:06:27	879369	0		1279072	29832		399703	29832	Bullish	Bullish	97.76	1.45	47,093.90	
10:07:19	425863	2011		558172	7291		132309	5280	Bullish	Bullish	32.02		1.31	20,996.70	10:07:19	868588	-10781	Short C	1279072	0		410484	10781	Bullish	Bullish	127.97	1.47	47,101.80	
10:08:19	425863	0		558172	0		132309	0	Bullish	Bullish	23.21		1.31	20,994.60	10:08:19	868588	0		1279072	0		410484	0	Bullish	Bullish	113.04	1.47	47,116.70	
10:09:19	425863	0		558172	0		132309	0	Bullish	Bearish	12.83		1.31	20,988.40	10:09:19	840089	-28499	Short C	1279072	0		438983	28499	Bullish	Bullish	75.34	1.52	47,116.00	
10:10:19	428288	2425		581283	23111		152995	20686	Bullish	Bearish	12.83		1.36	20,980.10	10:10:19	840089	0		1303024	23952		462935	23952	Bullish	Bullish	75.34	1.55	47,085.40	
10:11:21	428288	0		581283	0		152995	0	Bullish	Bearish	5.23		1.36	20,978.25	10:11:21	840089	0		1303024	0		462935	0	Bullish	Bullish	34.09	1.55	47,057.05	
10:12:21	428288	0		581283	0		152995	0	Bullish	Bearish	3.28		1.36	20,978.80	10:12:21	840089	0		1303024	0		462935	0	Bullish	Bullish	8.12	1.55	47,039.20	
10:13:19	441142	12854		595460	14177		154318	1323	Bullish	Bullish	16.65		1.35	20,993.65	10:13:19	839855	-234		1286667	-16357	Long UW	446812	-16123	Bullish	Bullish	64.49	1.53	47,084.30	
10:14:19	441142	0		595460	0		154318	0	Bullish	Bearish	19.71		1.35	20,990.70	10:14:19	839855	0		1286667	0		446812	0	Bullish	Bullish	80.90	1.53	47,076.80	
10:15:20	441142	0		595460	0		154318	0	Bullish	Bullish	15.24		1.35	20,991.65	10:15:20	839855	0		1286667	0		446812	0	Bullish	Bullish	58.46	1.53	47,082.95	
10:16:19	448930	7788		604903	9443		155973	1655	Bullish	Bullish	16.73		1.35	20,991.10	10:16:19	844402	4547		1291727	5060		447325	513	Bullish	Bullish	77.34	1.53	47,099.75	
10:17:19	448930	0		604903	0		155973	0	Bullish	Bearish	13.78		1.35	20,987.85	10:17:19	844402	0		1291727	0		447325	0	Bullish	Bullish	62.68	1.53	47,089.05	
10:18:20	452666	3736		604903	0		152237	-3736	Bullish	Bearish	12.69		1.34	20,989.00	10:18:20	844402	0		1291727	0		447325	0	Bullish	Bullish	57.82	1.53	47,091.70	
10:19:20	452672	6		616663	11760		163991	11754	Bullish	Bearish	12.65		1.36	20,987.50	10:19:20	851382	6980		1302124	10397		450742	3417	Bullish	Bearish	55.97	1.53	47,092.95	
10:20:20	452672	0		616663	0		163991	0	Bullish	Bearish	11.97		1.36	20,987.10	10:20:20	851382	0		1302124	0		450742	0	Bullish	Bearish	58.09	1.53	47,092.45	
10:21:20	452672	0		616663	0		163991	0	Bullish	Bearish	13.51		1.36	20,982.70	10:21:20	851382	0		1302124	0		450742	0	Bullish	Bearish	66.54	1.53	47,095.45	
10:22:20	457475	4803		616609	-54		159134	-4857	Bullish	Bearish	9.23		1.35	20,986.65	10:22:20	854620	3238		1309665	7541		455045	4303	Bullish	Bearish	52.94	1.53	47,091.35	
10:23:19	457475	0		616609	0		159134	0	Bullish	Bullish	7.39		1.35	20,981.00	10:23:19	854620	0		1309665	0		455045	0	Bullish	Bearish	49.84	1.53	47,077.20	
10:24:20	457475	0		616609	0		159134	0	Bullish	Bullish	2.36		1.35	20,980.80	10:24:20	857980	3360		1309665	0		451885	-3360	Bullish	Bullish	27.70	1.53	47,061.25	
10:25:19	466754	9279		620806	4197		154052	-5082	Bullish	Bullish	1.71		1.33	20,981.10	10:25:19	857982	2		1317065	7400		459083	7398	Bullish	Bullish	27.71	1.54	47,062.90	
10:26:42	466775	21		620806	0		154031	-21	Bullish	Bearish	6.89		1.33	20,982.50	10:26:42	857973	-9		1317065	0		459092	9	Bullish	Bearish	48.57	1.54	47,078.25	
10:27:20	466775	0		620806	0		154031	0	Bullish	Bearish	6.46		1.33	20,982.15	10:27:20	857973	0		1317065	0		459092	0	Bullish	Bullish	45.10	1.54	47,076.95	
10:28:20	470117	3342		623289	2483		153172	-859	Bullish	Bearish	5.05		1.33	20,978.15	10:28:20	861903	3930		1327736	10671		465833	6741	Bullish	Bearish	30.54	1.54	47,066.75	
10:29:19	470117	0		623289	0		153172	0	Bullish	Bearish	2.27		1.33	20,976.40	10:29:19	861903	0		1327736	0		465833	0	Bullish	Bearish	26.79	1.54	47,065.95	
10:30:20	470117	0		623289	0		153172	0	Bullish	Bullish	8.01		1.33	20,989.75	10:30:20	861902	-1		1327736	0		465834	1	Bullish	Bullish	52.26	1.54	47,120.80	
10:31:20	469288	-829		622686	-603		153398	226	Bullish	Bullish	26.77		1.33	20,999.50	10:31:20	850055	-11847	Short C	1325994	-1742	Long UW	475939	10105	Bullish	Bullish	132.88	1.56	47,146.70	
10:32:20	469288	0		622686	0		153398	0	Bullish	Bullish	22.52		1.33	21,002.55	10:32:20	850055	0		1325994	0		475939	0	Bullish	Bullish	126.10	1.56	47,144.70	
10:33:20	469288	0		628167	5481		158879	5481	Bullish	Bullish	28.03		1.34	21,000.10	10:33:20	812427	-37628	Short C	1325994	0		513567	37628	Bullish	Bullish	129.91	1.63	47,138.75	
10:34:19	464481	-4807	Short C	628727	560		164246	5367	Bullish	Bullish	22.96		1.35	20,997.65	10:34:19	812308	-119		1319931	-6063	Long UW	507623	-5944	Bullish	Bullish	118.81	1.62	47,128.75	
10:35:20	464481	0		628727	0		164246	0	Bullish	Bullish	17.07		1.35	20,991.40	10:35:20	812308	0		1319931	0		507623	0	Bullish	Bullish	95.45	1.62	47,111.45	
10:36:20	464481	0		628727	0		164246	0	Bullish	Bullish	13.57		1.35	20,992.30	10:36:20	812308	0		1319931	0		507623	0	Bullish	Bullish	70.93	1.62	47,093.35	
10:37:21	469564	5083		633379	4652		163815	-431	Bullish	Bullish	13.39		1.35	20,987.25	10:37:21	806572	-5736	Short C	1327631	7700		521059	13436	Bullish	Bullish	71.37	1.65	47,087.75	
10:38:21	469564	0		633379	0		163815	0	Bullish	Bullish	16.83		1.35	20,991.55	10:38:21	806573	1		1327631	0		521058	-1	Bullish	Bullish	68.16	1.65	47,097.55	
10:39:20	469564	0		633379	0		163815	0	Bullish	Bullish	13.74		1.35	20,987.15	10:39:20	806573	0		1327631	0		521058	0	Bullish	Bullish	67.91	1.65	47,082.90	
10:40:21	471928	2364		639570	6191		167642	3827	Bullish	Bullish	14.10		1.36	20,987.65	10:40:21	819827	13254		1334733	7102		514906	-6152	Bullish	Bullish	61.64	1.63	47,094.05	
10:41:20	471928	0		639570	0		167642	0	Bullish	Bullish	12.57		1.36	20,987.10	10:41:20	819827	0		1334733	0		514906	0	Bullish	Bullish	77.31	1.63	47,108.60	
10:42:19	471928	0		639570	0		167642	0	Bullish	Bullish	16.56		1.36	20,986.15	10:42:19	819827	0		1334733	0		514906	0	Bullish	Bullish	91.39	1.63	47,107.35	
10:43:20	476430	4502		645708	6138		169278	1636	Bullish	Bearish	13.89		1.36	20,983.70	10:43:20	824422	4595		1338266	3533		513844	-1062	Bullish	Bearish	71.20	1.62	47,106.60	
10:44:21	476430	0		645708	0		169278	0	Bullish	Bearish	12.13		1.36	20,988.90	10:44:21	824422	0		1338266	0		513844	0	Bullish	Bearish	69.33	1.62	47,123.50	
10:45:21	476998	568		645708	0		168710	-568	Bullish	Bearish	19.51		1.35	20,990.55</															



Nifty ATM	Nifty Spot	Nifty Pre CL	Nifty Open	Nifty High	Nifty Low	India VIX	Current Expiry	Exp High	21,070.70	64.60	Not Break	Resistanc	21000	BN ATM	BN Spot	BN Pre CL	BN Open	BN High	BN Low	India VIX	Friday	Exp High	47,102.60	-201.05	Breakout	Resistanc	47500		
20950	20,969.40	20901.15	20,934.10	21,006.10	20,862.70	12.47	2023-12-14	Exp Low	20,797.50	65.20	Not Break	Support	20900	47300	47,262.00	46,841.40	46,797.20	47,303.65	46,793.90	12.47		Exp Low	46,491.80	302.10	Not Break	Support	47000		
Time	Call COI (Bearish ▼)	Call COI (+▲-▼)	Short Covering	Put COI (Bullish ▲)	Put COI (+▲-▼)	Long UW	NET Oi	+▲-▼	Net Oi Signal	Price Action Signal	VWAP Diff	Strike	Nifty PCR	Nifty LTP	Time	Call COI (Bearish ▼)	Call COI (+▲-▼)	Short Covering	Put COI (Bullish ▲)	Put COI (+▲-▼)	Long Unwinding	NET Oi	+▲-▼	Net Oi Signal	Price Action Signal	VWAP Diff	Strike	BN PCR	BN LTP
11:03:20	498176	0		647460	0		149284	0	Bullish	Bearish	-21.54		1.3	20,963.25	11:03:20	835418	0		1411430	0		576012	0	Bullish	Bearish	20.54		1.69	47,039.65
11:04:20	509158	10982		618715	-28745	Long UW	109557	-39727	Bullish	Bearish	-35.59		1.22	20,956.20	11:04:20	843966	8548		1406537	-4893	Long UW	562571	-13441	Bullish	Bearish	-54.86	Buy 47300 PE	1.67	46,988.30
11:05:20	509158	0		618715	0		109557	0	Bullish	Bearish	-39.76		1.22	20,956.00	11:05:20	843966	0		1406537	0		562571	0	Bullish	Bearish	-58.75		1.67	46,974.75
11:06:20	529198	20040		618715	0		89517	-20040	Bullish	Bearish	-44.23		1.17	20,952.35	11:06:20	843966	0		1406537	0		562571	0	Bullish	Bearish	-80.94		1.67	46,967.40
11:07:19	529198	0		549170	-69545	Long UW	19972	-69545	Bullish	Bearish	-53.26		1.04	20,947.50	11:07:19	863143	19177		1341906	-64631	Long UW	478763	-83808	Bullish	Bearish	-67.26		1.55	46,975.70
11:08:21	529198	0		549170	0		19972	0	Bullish	Bearish	-63.43		1.04	20,937.95	11:08:21	863175	32		1341906	0		478731	-32	Bullish	Bearish	-112.81		1.55	46,951.30
11:09:20	529198	0		549170	0		19972	0	Bullish	Bearish	-60.51		1.04	20,936.40	11:09:20	863175	0		1341906	0		478731	0	Bullish	Bearish	-96.13		1.55	46,972.45
11:10:20	556887	27689		504530	-44640	Long UW	-52357	-72329	Bearish	Bearish	-42.57		0.91	20,946.50	11:10:20	878562	15387		1316520	-25386	Long UW	437958	-40773	Bullish	Bearish	-55.73		1.5	46,985.20
11:11:20	556887	0		504530	0		-52357	0	Bearish	Bearish	-48.12		0.91	20,937.70	11:11:20	878562	0		1316520	0		437958	0	Bullish	Bearish	-62.06		1.5	46,972.40
11:12:21	556887	0		504530	0		-52357	0	Bearish	Bearish	-47.52		0.91	20,940.45	11:12:21	878562	0		1316520	0		437958	0	Bullish	Bearish	-42.07		1.5	46,982.10
11:13:20	587105	30218		498501	-6029	Long UW	-88604	-36247	Bearish	Bearish	-45.02		0.85	20,948.60	11:13:20	889271	10709		1340460	23940		451189	13231	Bullish	Bearish	-29.95		1.51	47,007.60
11:14:20	587105	0		498501	0		-88604	0	Bearish	Bearish	-39.54		0.85	20,955.30	11:14:20	889271	0		1340460	0		451189	0	Bullish	Bearish	-23.72		1.51	47,042.15
11:15:21	587105	0		498501	0		-88604	0	Bearish	Bearish	-28.77		0.85	20,961.45	11:15:21	889271	0		1340460	0		451189	0	Bullish	Bullish	39.94	Buy 46800 CE	1.51	47,070.20
11:16:20	591048	3943		493273	-5228	Long UW	-97775	-9171	Bearish	Bearish	-25.35		0.83	20,955.50	11:16:20	866265	-23006	Short C	1333370	-7090	Long UW	467105	15916	Bullish	Bullish	59.61		1.54	47,077.75
11:17:20	591048	0		493273	0		-97775	0	Bearish	Bullish	-24.92		0.83	20,957.25	11:17:20	866260	-5		1333370	0		467110	5	Bullish	Bullish	64.40		1.54	47,084.50
11:18:19	591048	0		493273	0		-97775	0	Bearish	Bullish	-12.69		0.83	20,963.80	11:18:19	866260	0		1333370	0		467110	0	Bullish	Bullish	94.05		1.54	47,103.25
11:19:19	590523	-525		502513	9240		-88010	9765	Bearish	Bullish	-11.82		0.85	20,963.95	11:19:19	853235	-13025	Short C	1333370	0		480135	13025	Bullish	Bullish	78.08		1.56	47,096.15
11:20:21	590523	0		502513	0		-88010	0	Bearish	Bullish	-5.58		0.85	20,967.65	11:20:21	853235	0		1342417	9047		489182	9047	Bullish	Bullish	84.88		1.57	47,110.75
11:21:21	590523	0		502513	0		-88010	0	Bearish	Bullish	-6.59		0.85	20,967.20	11:21:21	853235	0		1342417	0		489182	0	Bullish	Bullish	104.15		1.57	47,118.60
11:22:20	582508	-8015	Short C	515949	14346		-66559	21451	Bearish	Bullish	-9.51		0.89	20,968.55	11:22:20	838963	-14272	Short C	1339604	-2813	Long UW	500641	11459	Bullish	Bullish	83.11		1.6	47,109.10
11:23:19	582508	0		515949	0		-66559	0	Bearish	Bullish	-3.40		0.89	20,969.80	11:23:19	838960	-3		1339604	0		500644	3	Bullish	Bullish	93.80		1.6	47,115.20
11:24:20	582508	0		515949	0		-66559	0	Bearish	Bullish	-0.49		0.89	20,966.95	11:24:20	838960	0		1339604	0		500644	0	Bullish	Bullish	82.84		1.6	47,098.50
11:25:21	575662	-6846	Short C	527277	11328		-48385	18174	Bearish	Bullish	-10.02		0.92	20,961.70	11:25:21	835310	-3650	Short C	1347016	7412		511706	11062	Bullish	Bullish	77.26		1.61	47,089.50
11:26:19	575662	0		527277	0		-48385	0	Bearish	Bullish	-7.44		0.92	20,965.60	11:26:19	835287	-23		1347016	0		511729	23	Bullish	Bullish	71.24		1.61	47,095.40
11:27:19	575662	0		527277	0		-48385	0	Bearish	Bullish	-9.27		0.92	20,962.25	11:27:19	835287	0		1347016	0		511729	0	Bullish	Bullish	70.99		1.61	47,084.45
11:28:19	575689	27		530307	3030		-45382	3003	Bearish	Bullish	-10.30		0.92	20,966.35	11:28:19	833746	-1541	Short C	1348332	1316		514586	2857	Bullish	Bullish	70.24		1.62	47,091.25
11:29:20	575689	0		530307	0		-45382	0	Bearish	Bullish	-10.28		0.92	20,962.60	11:29:20	833749	3		1348332	0		514583	-3	Bullish	Bullish	49.50		1.62	47,080.75
11:30:20	575689	0		530307	0		-45382	0	Bearish	Bullish	-8.06		0.92	20,965.15	11:30:20	833749	0		1348332	0		514583	0	Bullish	Bearish	50.86		1.62	47,073.70
11:31:21	574001	-1688	Short C	532412	2105		-41589	3793	Bearish	Bearish	-3.75		0.93	20,963.50	11:31:21	830204	-3545	Short C	1353908	5576		523704	9121	Bullish	Bearish	70.54		1.63	47,088.20
11:32:21	574001	0		532412	0		-41589	0	Bearish	Bullish	-8.26		0.93	20,966.15	11:32:21	830208	4		1353908	0		523700	-4	Bullish	Bearish	58.55		1.63	47,080.55
11:33:20	574001	0		532412	0		-41589	0	Bearish	Bullish	-4.30		0.93	20,968.10	11:33:20	830208	0		1353908	0		523700	0	Bullish	Bearish	73.39		1.63	47,092.65
11:34:20	577631	3630		536982	4570		-40649	940	Bearish	Bearish	-8.49		0.93	20,965.80	11:34:20	829402	-806		1361731	7823		532329	8629	Bullish	Bearish	64.02		1.64	47,084.80
11:35:20	577631	0		536982	0		-40649	0	Bearish	Bearish	-1.73		0.93	20,966.15	11:35:20	829402	0		1361731	0		532329	0	Bullish	Bearish	74.92		1.64	47,088.60
11:36:20	577631	0		536982	0		-40649	0	Bearish	Bearish	-2.62		0.93	20,965.50	11:36:20	829402	0		1361731	0		532329	0	Bullish	Bearish	79.76		1.64	47,088.15
11:37:20	576957	-674		540959	3977		-35998	4651	Bearish	Bullish	-3.31		0.94	20,969.00	11:37:20	827347	-2055	Short C	1367361	5630		540014	7685	Bullish	Bearish	74.76		1.65	47,092.50
11:38:21	576957	0		540959	0		-35998	0	Bearish	Bullish	-0.96		0.94	20,977.55	11:38:21	827341	-6		1367361	0		540020	6	Bullish	Bullish	76.61		1.65	47,101.00
11:39:20	576957	0		540959	0		-35998	0	Bearish	Bullish	9.65		0.94	20,979.90	11:39:20	827247	-94		1367361	0		540114	94	Bullish	Bullish	89.73		1.65	47,099.90
11:40:19	569607	-7350	Short C	538089	-2870	Long UW	-31518	4480	Bearish	Bullish	7.92		0.94	20,978.65	11:40:19	825375	-1872	Short C	1366199	-1162	Long UW	540824	710	Bullish	Bearish	76.52		1.66	47,081.55
11:41:22	569607	0		538089	0		-31518	0	Bearish	Bullish	9.60		0.94	20,975.60	11:41:22	825371	-4		1366199	0		540828	4	Bullish	Bearish	51.98		1.66	47,069.70
11:42:20	569607	0		538089	0		-31518	0	Bearish	Bullish	8.23		0.94	20,976.85	11:42:20	825371	0		1366199	0		540828	0	Bullish	Bearish	47.88		1.66	47,062.00
11:43:21	566250	-3357	Short C	547070	8981		-19180	12338	Bearish	Bullish	8.98		0.97	20,978.50	11:43:21	824607	-764		1362195	-4004	Long UW	537588	-3240	Bullish	Bearish	41.89		1.65	47,057.15
11:44:22	566250	0		547070	0		-19180	0	Bearish	Bullish	10.70	Buy 20800 CE	0.97	20,977.65	11:44:22	824568	-39		1362195	0		537627	39	Bullish	Bearish	52.46		1.65	47,073.60
11:45:18	566250	0		547070	0		-19180	0	Bearish	Bullish	10.23		0.97	20,975.95	11:45:18	824567	-1		1362195	0		537628	1	Bullish	Bearish	55.48		1.65	47,073.80
11:46:20	566535	285		555243	8173		-11292	7888	Bearish	Bullish	8.01		0.98	20,977.15	11:46:20	828393	3826		1367711	5516		539318	1690	Bullish	Bearish	52.37		1.65	47,071.80
11:47:21	566535	0		555243	0		-11292	0	Bearish	Bull																			

Nifty ATM	Nifty Spot	Nifty Pre Cl	Nifty Open	Nifty High	Nifty Low	India VIX	Current Expiry	Exp High	21,070.70	64.60	Not Break	Resistanc	21000	BN ATM	BN Spot	BN Pre CL	BN Open	BN High	BN Low	India VIX	Friday	Exp High	47,102.60	-201.05	Breakout	Resistanc	47500		
20950	20,969.40	20901.15	20,934.10	21,006.10	20,862.70	12.47	2023-12-14	Exp Low	20,797.50	65.20	Not Break	Support	20900	47300	47,262.00	46,841.40	46,797.20	47,303.65	46,793.90	12.47	Observer	Exp Low	46,491.80	302.10	Not Break	Support	47000		
Time	Call COI (Bearish ▼)	Call COI (+▲-▼)	Short Covering	Put COI (Bullish ▲)	Put COI (+▲-▼)	Long UW	NET Oi	+▲-▼	Net Oi Signal	Price Action Signal	VWAP Diff	Strike	Nifty PCR	Nifty LTP	Time	Call COI (Bearish ▼)	Call COI (+▲-▼)	Short Covering	Put COI (Bullish ▲)	Put COI (+▲-▼)	Long Unwinding	NET Oi	+▲-▼	Net Oi Signal	Price Action Signal	VWAP Diff	Strike	BN PCR	BN LTP
12:05:20	563081	0		569686	1850		6605	1850	Bullish	Bearish	-0.70		1.01	20,965.55	12:05:20	856902	0		1374433	0		517531	0	Bullish	Bearish	11.32		1.6	47,028.00
12:06:20	563081	0		569686	1850		6605	0	Bullish	Bearish	-0.69		1.01	20,964.80	12:06:20	856902	0		1374433	0		517531	0	Bullish	Bearish	27.45		1.6	47,027.30
12:07:21	560226	-2855	Short C	573428	3742		13202	6597	Bullish	Bearish	-1.59		1.02	20,963.75	12:07:21	860274	3372		1376223	1790		515949	-1582	Bullish	Bearish	23.99		1.6	47,025.85
12:08:20	560226	0		573428	0		13202	0	Bullish	Bearish	-1.69		1.02	20,960.90	12:08:20	860288	14		1376223	0		515935	-14	Bullish	Bullish	26.92		1.6	47,036.10
12:09:21	560226	0		573428	0		13202	0	Bullish	Bearish	-0.98		1.02	20,964.15	12:09:21	860288	0		1376223	0		515935	0	Bullish	Bearish	36.74		1.6	47,040.50
12:10:20	560226	0		578562	5134		18336	5134	Bullish	Bearish	1.12		1.03	20,962.75	12:10:20	861568	1280		1372970	-3253	Long UW	511402	-4533	Bullish	Bullish	34.55		1.59	47,038.10
12:11:19	565293	5067		578562	0		13269	-5067	Bullish	Bearish	-3.88		1.02	20,964.70	12:11:19	861568	0		1372970	0		511402	0	Bullish	Bearish	27.03		1.59	47,025.70
12:12:22	565293	0		578562	0		13269	0	Bullish	Bearish	1.27		1.02	20,965.95	12:12:22	861568	0		1372970	0		511402	0	Bullish	Bearish	25.67		1.59	47,039.00
12:13:19	567345	2052		577247	-1315	Long UW	9902	-3367	Bullish	Bearish	2.15		1.02	20,966.15	12:13:19	867814	6246		1374324	1354		506510	-4892	Bullish	Bullish	35.99		1.58	47,041.10
12:14:20	567345	0		577247	0		9902	0	Bullish	Bearish	2.62		1.02	20,965.65	12:14:20	867814	0		1374324	0		506510	0	Bullish	Bullish	18.77		1.58	47,031.40
12:15:20	567345	0		577247	0		9902	0	Bullish	Bearish	-0.14		1.02	20,966.25	12:15:20	867814	0		1374324	0		506510	0	Bullish	Bearish	18.76		1.58	47,033.35
12:16:20	569896	2551		576756	-491		6860	-3042	Bullish	Bearish	0.41		1.01	20,968.40	12:16:20	873748	5934		1370349	-3975	Long UW	496601	-9909	Bullish	Bearish	22.49		1.57	47,034.60
12:17:20	569896	0		576756	0		6860	0	Bullish	Bearish	1.26		1.01	20,969.30	12:17:20	873769	21		1370349	0		496580	-21	Bullish	Bullish	30.54		1.57	47,042.80
12:18:21	569896	0		576756	0		6860	0	Bullish	Bullish	-0.74		1.01	20,967.25	12:18:21	873769	0		1370349	0		496580	0	Bullish	Bullish	36.53		1.57	47,042.80
12:19:19	572250	2354		575076	-1680	Long UW	2826	-4034	Bullish	Bearish	-1.69		1	20,963.35	12:19:19	873769	0		1371978	1629		498209	1629	Bullish	Bullish	34.03		1.57	47,031.50
12:20:20	572250	0		575076	0		2826	0	Bullish	Bearish	-7.63		1	20,962.85	12:20:20	875581	1812		1371978	0		496397	-1812	Bullish	Bearish	17.01		1.57	47,024.55
12:21:20	572250	0		575076	0		2826	0	Bullish	Bearish	-10.39	Buy 21200 PE	1	20,960.65	12:21:20	875581	0		1371978	0		496397	0	Bullish	Bearish	-10.58		1.57	47,013.65
12:22:20	573541	1291		570870	-4206	Long UW	-2671	-5497	Bearish	Bearish	-10.87		1	20,960.65	12:22:20	864565	-11016	Short C	1371978	0		507413	11016	Bullish	Bearish	-20.56	Buy 47300 PE	1.59	47,008.60
12:23:19	573541	0		570870	0		-2671	0	Bearish	Bearish	-10.69		1	20,960.95	12:23:19	864565	0		1370773	-1205	Long UW	506208	-1205	Bullish	Bearish	-9.54		1.59	47,008.50
12:24:20	573541	0		570870	0		-2671	0	Bearish	Bearish	-10.69		1	20,951.90	12:24:20	864565	0		1370773	0		506208	0	Bullish	Bearish	-35.83		1.59	46,982.55
12:25:20	577998	4457		570870	0		-7128	-4457	Bearish	Bearish	-18.85		0.99	20,955.70	12:25:20	872586	8021		1353560	-17213	Long UW	480974	-25234	Bullish	Bearish	-42.51		1.55	46,989.20
12:26:20	577998	0		568307	-2563	Long UW	-9691	-2563	Bearish	Bearish	-17.42		0.98	20,953.40	12:26:20	872583	-3		1353560	0		480977	3	Bullish	Bearish	-26.99		1.55	47,006.90
12:27:20	577998	0		568307	0		-9691	0	Bearish	Bearish	-16.85		0.98	20,949.30	12:27:20	872583	0		1353560	0		480977	0	Bullish	Bearish	-23.61		1.55	46,989.70
12:28:21	590576	12578		564315	-3992	Long UW	-26261	-16570	Bearish	Bearish	-21.28		0.96	20,949.35	12:28:21	872583	0		1366038	12478		493455	12478	Bullish	Bearish	-36.74		1.57	46,987.10
12:29:21	590576	0		564315	0		-26261	0	Bearish	Bearish	-26.17		0.96	20,949.05	12:29:21	881174	8591		1366038	0		484864	-8591	Bullish	Bearish	-23.73		1.55	46,999.65
12:30:20	590576	0		564315	0		-26261	0	Bearish	Bearish	-20.16		0.96	20,952.85	12:30:20	881174	0		1366038	0		484864	0	Bullish	Bearish	-8.33		1.55	47,010.30
12:31:19	599272	8696		554779	-9536	Long UW	-44493	-18232	Bearish	Bearish	-15.01		0.93	20,953.80	12:31:19	876732	-4442	Short C	1366038	0		483906	4442	Bullish	Bearish	4.28		1.56	47,018.70
12:32:20	599272	0		554779	0		-44493	0	Bearish	Bearish	-15.01		0.93	20,956.80	12:32:20	876732	0		1363822	-2216	Long UW	487090	-2216	Bullish	Bullish	16.77	Buy 46700 CE	1.56	47,032.40
12:33:16	599272	0		554779	0		-44493	0	Bearish	Bearish	-17.78		0.93	20,953.90	12:33:16	876732	0		1363822	0		487090	0	Bullish	Bearish	-3.50		1.56	47,019.35
12:34:21	605886	6614		552979	-1800	Long UW	-52907	-8414	Bearish	Bearish	-18.90		0.91	20,950.00	12:34:21	883017	6285		1362041	-1781	Long UW	479024	-8066	Bullish	Bullish	2.30		1.54	47,013.75
12:35:22	605886	0		552979	0		-52907	0	Bearish	Bearish	-25.18		0.91	20,945.60	12:35:22	883017	0		1362041	0		479024	0	Bullish	Bearish	-13.03		1.54	47,006.50
12:36:21	605886	0		552979	0		-52907	0	Bearish	Bearish	-24.40		0.91	20,948.70	12:36:21	883016	-1		1362041	0		479025	1	Bullish	Bullish	-14.10		1.54	47,012.85
12:37:20	609941	4055		553048	69		-56893	-3986	Bearish	Bearish	-25.67		0.91	20,948.65	12:37:20	883016	0		1369089	7048		486073	7048	Bullish	Bullish	-0.04		1.55	47,019.40
12:38:20	609941	0		553048	0		-56893	0	Bearish	Bearish	-25.59		0.91	20,944.40	12:38:20	885144	2128		1369089	0		483945	-2128	Bullish	Bullish	-14.09		1.55	47,014.70
12:39:19	609941	0		553048	0		-56893	0	Bearish	Bearish	-29.58		0.91	20,938.85	12:39:19	885144	0		1369089	0		483945	0	Bullish	Bullish	-10.38		1.55	47,008.90
12:40:20	617134	7193		550402	-2646	Long UW	-66732	-9839	Bearish	Bearish	-34.34		0.89	20,941.55	12:40:20	887415	2271		1374710	5621		487295	3350	Bullish	Bullish	-20.92	Buy 47300 PE	1.55	47,010.65
12:41:20	617134	0		550402	0		-66732	0	Bearish	Bearish	-29.47		0.89	20,938.80	12:41:20	887415	0		1374710	0		487295	0	Bullish	Bullish	-21.46		1.55	47,007.25
12:42:21	617134	0		550402	0		-66732	0	Bearish	Bearish	-35.33		0.89	20,938.95	12:42:21	887418	3		1374710	0		487292	-3	Bullish	Bearish	-29.23		1.55	46,997.20
12:43:19	625487	8353		544130	-6272	Long UW	-81357	-14625	Bearish	Bearish	-28.91		0.87	20,937.80	12:43:19	888870	1452		1379029	4319		490159	2867	Bullish	Bearish	-26.02		1.55	46,999.50
12:44:20	625487	0		544130	0		-81357	0	Bearish																				



Nifty ATM	Nifty Spot	Nifty Pre CL	Nifty Open	Nifty High	Nifty Low	India VIX	Current Expiry	Exp High	21,070.70	64.60	Not Break	Resistanc	21000	BN ATM	BN Spot	BN Pre CL	BN Open	BN High	BN Low	India VIX	Friday	Exp High	47,102.60	-201.05	Breakout	Resistanc	47500		
20950	20,969.40	20901.15	20,934.10	21,006.10	20,862.70	12.47	2023-12-14	Exp Low	20,797.50	65.20	Not Break	Support	20900	47300	47,262.00	46,841.40	46,797.20	47,303.65	46,793.90	12.47	Observer	Exp Low	46,491.80	302.10	Not Break	Support	47000		
Time	Call COI (Bearish ▼)	Call COI (+▲-▼)	Short Covering	Put COI (Bullish ▲)	Put COI (+▲-▼)	Long UW	NET Oi	+▲-▼	Net Oi Signal	Price Action Signal	VWAP Diff	Strike	Nifty PCR	Nifty LTP	Time	Call COI (Bearish ▼)	Call COI (+▲-▼)	Short Covering	Put COI (Bullish ▲)	Put COI (+▲-▼)	Long Unwinding	NET Oi	+▲-▼	Net Oi Signal	Price Action Signal	VWAP Diff	Strike	BN PCR	BN LTP
13:06:50	694169	6550		502468	-13781	Long UW	-191701	-20331	Bearish	Bearish	-65.77		0.72	20,905.10	13:06:50	951116	0		1321423	-33564	Long UW	370307	-33564	Bullish	Bearish	-168.60		1.39	46,850.50
13:07:30	694169	0		502468	0		-191701	0	Bearish	Bearish	-65.77		0.72	20,905.10	13:07:30	951116	0		1321423	0		370307	0	Bullish	Bearish	-168.60		1.39	46,850.50
13:07:42	694169	0		502468	0		-191701	0	Bearish	Bearish	-65.77		0.72	20,905.10	13:07:42	951116	0		1321423	0		370307	0	Bullish	Bearish	-168.60		1.39	46,850.50
13:08:19	694169	0		502468	0		-191701	0	Bearish	Bearish	-65.77		0.72	20,909.10	13:08:19	950575	-541		1321423	0		370848	541	Bullish	Bearish	-153.53		1.39	46,902.65
13:09:20	694169	0		502468	0		-191701	0	Bearish	Bearish	-56.30		0.72	20,909.25	13:09:20	950575	0		1321423	0		370848	0	Bullish	Bearish	-121.36		1.39	46,904.65
13:10:20	706044	11875		502468	0		-203576	-11875	Bearish	Bearish	-53.09		0.71	20,909.35	13:10:20	965882	15307		1318174	-3249	Long UW	352292	-18556	Bullish	Bearish	-105.77		1.36	46,918.70
13:11:19	706044	0		503648	1180		-202396	1180	Bearish	Bearish	-58.43		0.71	20,908.15	13:11:19	965882	0		1318174	0		352292	0	Bullish	Bearish	-119.59		1.36	46,908.55
13:12:20	706044	0		503648	0		-202396	0	Bearish	Bearish	-57.37		0.71	20,907.85	13:12:20	965882	0		1318174	0		352292	0	Bullish	Bearish	-120.35		1.36	46,912.25
13:13:22	706044	0		507122	3474		-198922	3474	Bearish	Bearish	-55.24		0.72	20,904.65	13:13:22	973633	7751		1322822	4648		349189	-3103	Bullish	Bearish	-124.83		1.36	46,903.10
13:14:20	712562	6518		507122	0		-205440	-6518	Bearish	Bearish	-62.12		0.71	20,906.90	13:14:20	973650	17		1322822	0		349172	-17	Bullish	Bearish	-110.88		1.36	46,911.90
13:15:20	712562	0		507122	0		-205440	0	Bearish	Bullish	-46.57		0.71	20,923.15	13:15:20	973650	0		1322822	0		349172	0	Bullish	Bullish	-73.10		1.36	46,942.50
13:16:20	709369	-3193	Short C	498786	-8336	Long UW	-210583	-5143	Bearish	Bullish	-39.44		0.7	20,922.15	13:16:20	973650	0		1322822	0		349172	0	Bullish	Bullish	-69.78		1.36	46,943.90
13:17:20	709369	0		498786	0		-210583	0	Bearish	Bullish	-33.83		0.7	20,919.55	13:17:20	966890	-6760	Short C	1320201	-2621	Long UW	353311	4139	Bullish	Bullish	-62.54		1.37	46,947.85
13:18:20	709369	0		498786	0		-210583	0	Bearish	Bullish	-37.13		0.7	20,918.30	13:18:20	966888	-3		1320201	0		353313	2	Bullish	Bullish	-77.30		1.37	46,946.35
13:19:21	705107	-4262	Short C	498786	0		-206321	4262	Bearish	Bullish	-39.28		0.71	20,919.45	13:19:21	967218	320		1335962	15761		368744	15431	Bullish	Bullish	-49.78		1.38	46,959.85
13:20:19	705107	0		502014	3228		-203093	3228	Bearish	Bullish	-34.08		0.71	20,928.90	13:20:19	967218	0		1335962	0		368744	0	Bullish	Bullish	-29.52		1.38	46,972.50
13:21:21	705107	0		502014	0		-203093	0	Bearish	Bullish	-40.55		0.71	20,921.30	13:21:21	967218	0		1335962	0		368744	0	Bullish	Bullish	-52.75		1.38	46,970.35
13:22:21	711280	6173		503528	1514		-207752	-4659	Bearish	Bullish	-46.38		0.71	20,915.90	13:22:21	967218	0		1345229	9267		378011	9267	Bullish	Bullish	-47.82		1.39	46,956.05
13:23:21	711280	0		503528	0		-207752	0	Bearish	Bullish	-49.77		0.71	20,912.60	13:23:21	969523	2305		1345229	0		375706	-2305	Bullish	Bullish	-47.25		1.39	46,949.90
13:24:23	711280	0		503528	0		-207752	0	Bearish	Bullish	-47.28		0.71	20,913.55	13:24:23	969523	0		1345229	0		375706	0	Bullish	Bullish	-56.62		1.39	46,969.90
13:25:20	710573	-707		503528	0		-207045	707	Bearish	Bullish	-48.04		0.71	20,911.35	13:25:20	969523	0		1357654	12425		388131	12425	Bullish	Bullish	-58.67		1.4	46,960.45
13:26:19	710573	0		507753	4225		-202820	4225	Bearish	Bullish	-49.36		0.71	20,912.60	13:26:19	967604	-1919	Short C	1357654	0		390050	1919	Bullish	Bullish	-46.65		1.4	46,972.50
13:27:20	710573	0		507753	0		-202820	0	Bearish	Bullish	-50.90		0.71	20,910.85	13:27:20	967604	0		1357654	0		390050	0	Bullish	Bullish	-49.62		1.4	46,984.90
13:28:19	714529	3956		509192	1439		-205337	-2517	Bearish	Bearish	-48.82		0.71	20,905.85	13:28:19	969659	2055		1357654	0		387995	-2055	Bullish	Bullish	-42.37		1.4	46,964.00
13:29:20	714529	0		509192	0		-205337	0	Bearish	Bearish	-55.58		0.71	20,902.65	13:29:20	969659	10		1358680	1026		389011	1016	Bullish	Bullish	-54.12		1.4	46,967.35
13:30:22	714529	0		509192	0		-205337	0	Bearish	Bearish	-58.24		0.71	20,894.25	13:30:22	969659	0		1358680	0		389011	0	Bullish	Bearish	-60.36		1.4	46,942.15
13:31:20	714500	-29		509192	0		-205308	29	Bearish	Bearish	-64.44		0.71	20,889.65	13:31:20	959494	-10175	Short C	1365763	7083		406269	17258	Bullish	Bearish	-72.09		1.42	46,945.90
13:32:20	714500	0		511634	2442		-202866	2442	Bearish	Bearish	-64.54		0.72	20,890.35	13:32:20	959475	-19		1365763	0		406288	19	Bullish	Bearish	-66.06		1.42	46,945.50
13:33:19	714500	0		511634	0		-202866	0	Bearish	Bearish	-58.30		0.72	20,895.90	13:33:19	959475	0		1365763	0		406288	0	Bullish	Bearish	-70.35		1.42	46,959.95
13:34:20	726239	11739		515130	3496		-211109	-8243	Bearish	Bearish	-54.38		0.71	20,903.00	13:34:20	959475	0		1365763	0		406288	0	Bullish	Bearish	-64.88		1.42	46,961.95
13:35:19	726306	67		515130	0		-211176	-67	Bearish	Bearish	-48.47		0.71	20,906.20	13:35:19	957821	-1654	Short C	1373851	8088		416030	9742	Bullish	Bullish	-14.57		1.43	46,999.45
13:36:20	726306	0		515130	0		-211176	0	Bearish	Bearish	-40.00		0.71	20,908.25	13:36:20	957821	0		1373851	0		416030	0	Bullish	Bullish	9.29		1.43	47,001.65
13:37:20	726306	0		505015	-10115	Long UW	-221291	-10115	Bearish	Bearish	-40.76		0.7	20,908.90	13:37:20	944441	-13380	Short C	1356491	-17360	Long UW	412050	-3980	Bullish	Bullish	8.42		1.44	47,002.55
13:38:21	725585	-721		505015	0		-220570	721	Bearish	Bearish	-43.38		0.7	20,910.65	13:38:21	944425	-16		1356491	0		412066	16	Bullish	Bullish	5.15		1.44	47,016.40
13:39:19	725585	0		505015	0		-220570	0	Bearish	Bearish	-53.50		0.7	20,898.20	13:39:19	944425	0		1356491	0		412066	0	Bullish	Bullish	-15.55		1.44	46,992.50
13:40:20	724160	-1425	Short C	505015	0		-219145	1425	Bearish	Bearish	-68.28		0.7	20,887.85	13:40:20	944425	0		1356491	0		412066	0	Bullish	Bearish	-45.56		1.44	46,967.60
13:41:19	724160	0		504822	-193		-219338	-193	Bearish	Bearish	-72.53		0.7	20,883.85	13:41:19	933648	-10777	Short C	1349495	-6996	Long UW	415847	3781	Bullish	Bearish	-51.24		1.45	46,957.15
13:42:20	724160	0		504822	0		-219338	0	Bearish	Bearish	-72.28		0.7	20,884.20	13:42:20	933648	0		1349495	0		415847	0	Bullish	Bearish	-59.37		1.45	46,956.95
13:43:20	724160	0		492151	-12671	Long UW	-232009	-12671	Bearish	Bearish	-76.32		0.68	20,880.45	13:43:20	933600	-48		1352580	3085		418980	3133	Bullish	Bullish	-48.40		1.45	46,962.90
13:44:59	730375	6215		492151	0		-238224	-6215	Bearish	Bearish	-81.53		0.67	20,872.65	13:44:59	932392	-1208	Short C	1352580	0		420188	1208	Bullish	Bearish	-65.17		1.45	46,939.95
13:45:19	730375	0		492151	0		-238224	0	Bearish	Bearish	-81.53		0.67	20,872.65	13:45:19	932392	0		1352580	0		420188	0	Bullish	Bearish	-65.17		1.45	46,939.95
13:46:19	730375	0		482569	-9582	Long UW	-247806	-9582	Bearish	Bearish	-89.90		0.66	20,872.05	13:46:19	930049	-2343	Short C	1339395	-13185	Long UW	409346	-10842	Bullish	Bearish	-99.97		1.44	46,916.20
13:47:20	736323	5948		482569	0		-253754	-5948	Bearish	Bearish	-81.00		0.66	20,873.75	13:47:20	930049	0		1339395	0		409346	0	Bullish	Bearish	-86.52		1.44	46,933.75
13:48:20	736323	0		482569	0		-253754	0	Bearish	Bearish	-74.32		0.66	20,875.65	13:48:20	930049	0		1339395	0		409346	0	Bullish	Bearish	-69.61			

Nifty ATM	Nifty Spot	Nifty Pre C	Nifty Open	Nifty High	Nifty Low	India VIX	Current Expiry	Exp High	21,070.70	64.60	Not Break	Resistanc	21000	BN ATM	BN Spot	BN Pre CL	BN Open	BN High	BN Low	India VIX	Friday		Exp High	47,102.60	-201.05	Breakout	Resistanc	47500	
20950	20,969.40	20901.15	20,934.10	21,006.10	20,862.70	12.47	2023-12-14	Exp Low	20,797.50	65.20	Not Break	Support	20900	47300	47,262.00	46,841.40	46,797.20	47,303.65	46,793.90	12.47			Exp Low	46,491.80	302.10	Not Break	Support	47000	
Time	Call COI (Bearish ▼)	Call COI (+▲▼)	Short Covering	Put COI (Bullish ▲)	Put COI (+▲▼)	Long UW	NET Oi	+▲▼	Net Oi Signal	Price Action Signal	VWAP Diff	Strike	Nifty PCR	Nifty LTP	Time	Call COI (Bearish ▼)	Call COI (+▲▼)	Short Covering	Put COI (Bullish ▲)	Put COI (+▲▼)	Long Unwinding	NET Oi	+▲▼	Net Oi Signal	Price Action Signal	VWAP Diff	Strike	BN PCR	BN LTP
14:07:20	759085	-3874	Short C	483408	-2805	Long UW	-275677	1069	Bearish	Bullish	-47.47	0.64	20,903.60	14:07:20	938882	-4178	Short C	1324339	2439		385457	6617	Bullish	Bullish	-12.42		1.41	47,000.15	
14:08:20	759085	0		483408	0		-275677	0	Bearish	Bullish	-47.47	0.64	20,909.35	14:08:20	937858	-1024	Short C	1324339	0		386481	1024	Bullish	Bullish	-7.30		1.41	47,006.80	
14:08:49	759085	0		483408	0		-275677	0	Bearish	Bullish	-36.94	0.64	20,915.70	14:08:49	937858	0		1324339	0		386481	0	Bullish	Bullish	-7.30		1.41	47,010.20	
14:09:29	759085	0		483408	0		-275677	0	Bearish	Bullish	-36.94	0.64	20,915.70	14:09:29	937858	0		1324339	0		386481	0	Bullish	Bullish	-7.30		1.41	47,010.20	
14:09:50	759085	0		483408	0		-275677	0	Bearish	Bullish	-33.40	0.64	20,913.90	14:09:50	937490	-368		1330382	6043		392892	6411	Bullish	Bullish	7.50		1.42	47,014.05	
14:10:20	759085	0		483408	0		-275677	0	Bearish	Bullish	-33.40	0.64	20,913.90	14:10:20	937490	0		1330382	0		392892	0	Bullish	Bullish	7.50		1.42	47,014.05	
14:11:20	740776	-18309	Short C	482844	-564		-257932	17745	Bearish	Bullish	-33.54	0.65	20,910.30	14:11:20	937490	0		1330382	0		392892	0	Bullish	Bullish	7.74		1.42	47,011.45	
14:12:20	740776	0		482844	0		-257932	0	Bearish	Bullish	-40.50	0.65	20,901.95	14:12:20	937490	0		1330382	0		392892	0	Bullish	Bullish	-15.39		1.42	46,991.95	
14:13:20	726492	-14284	Short C	480804	-2040	Long UW	-245688	12244	Bearish	Bullish	-47.39	0.66	20,907.00	14:13:20	930606	-6884	Short C	1330382	0		399776	6884	Bullish	Bullish	-25.01		1.43	46,996.75	
14:14:21	726492	0		480804	0		-245688	0	Bearish	Bullish	-35.53	0.66	20,908.80	14:14:21	930765	159		1332186	1804		401421	1645	Bullish	Bullish	-5.10		1.43	46,999.80	
14:15:20	726492	0		480804	0		-245688	0	Bearish	Bullish	-33.43	0.66	20,911.20	14:15:20	930765	0		1332186	0		401421	0	Bullish	Bullish	3.05		1.43	47,009.80	
14:16:19	726492	0		481246	442		-245246	442	Bearish	Bullish	-30.46	0.66	20,913.95	14:16:19	932959	2194		1335337	3151		402378	957	Bullish	Bullish	7.75		1.43	47,006.20	
14:17:21	726503	11		481246	0		-245257	-11	Bearish	Bullish	-35.93	0.66	20,914.20	14:17:21	932959	0		1335337	0		402378	0	Bullish	Bullish	-1.45		1.43	47,009.15	
14:18:20	726503	0		481246	0		-245257	0	Bearish	Bullish	-31.79	0.66	20,910.75	14:18:20	932959	0		1335337	0		402378	0	Bullish	Bearish	-6.11		1.43	46,995.20	
14:19:19	728681	2178		481246	0		-247435	-2178	Bearish	Bearish	-38.27	0.66	20,908.60	14:19:19	931081	-1878	Short C	1342677	7340		411596	9218	Bullish	Bearish	-20.90		1.44	46,985.60	
14:20:20	728681	0		485477	4231		-243204	4231	Bearish	Bearish	-33.73	0.67	20,913.40	14:20:20	931070	-11		1343487	810		412417	821	Bullish	Bearish	-12.24		1.44	46,989.65	
14:21:20	728681	0		485477	0		-243204	0	Bearish	Bearish	-37.03	0.67	20,912.25	14:21:20	931070	0		1343487	0		412417	0	Bullish	Bearish	-22.23		1.44	46,966.70	
14:22:20	727625	-1056	Short C	488264	2787		-239361	3843	Bearish	Bearish	-39.89	0.67	20,902.80	14:22:20	931070	0		1343487	0		412417	0	Bullish	Bearish	-30.21		1.44	46,953.95	
14:23:20	727625	0		488264	0		-239361	0	Bearish	Bearish	-39.18	0.67	20,911.10	14:23:20	934204	3134		1348114	4627		413910	1493	Bullish	Bearish	-41.02		1.44	46,947.90	
14:24:20	727625	0		488264	0		-239361	0	Bearish	Bullish	-35.28	0.67	20,911.75	14:24:20	934204	0		1348114	0		413910	0	Bullish	Bearish	-32.86		1.44	46,962.45	
14:25:20	727062	-563		492805	4541		-234257	5104	Bearish	Bullish	-34.10	0.68	20,909.35	14:25:20	931056	-3148	Short C	1347639	-475		416583	2673	Bullish	Bearish	-7.95		1.45	46,981.85	
14:26:21	727062	0		492805	0		-234257	0	Bearish	Bearish	-35.03	0.68	20,906.80	14:26:21	931056	0		1347639	0		416583	0	Bullish	Bearish	-10.49		1.45	46,980.10	
14:27:22	727062	0		492805	0		-234257	0	Bearish	Bearish	-39.42	0.68	20,901.25	14:27:22	931056	0		1347639	0		416583	0	Bullish	Bearish	-10.98		1.45	46,993.00	
14:28:19	736533	9471		492355	-450		-244178	-9921	Bearish	Bearish	-41.15	0.67	20,904.25	14:28:19	931056	0		1347639	0		416583	0	Bullish	Bearish	-6.97		1.45	46,993.65	
14:29:19	736533	0		492355	0		-244178	0	Bearish	Bearish	-43.41	0.67	20,903.10	14:29:19	938497	7441		1348386	747		409889	-6694	Bullish	Bearish	-10.91		1.44	46,990.05	
14:30:21	736533	0		492355	0		-244178	0	Bearish	Bearish	-45.92	0.67	20,900.20	14:30:21	938497	0		1348386	0		409889	0	Bullish	Bearish	-5.95		1.44	46,988.80	
14:31:19	741245	4712		491169	-1186	Long UW	-250076	-5898	Bearish	Bearish	-40.60	0.66	20,904.75	14:31:19	938497	0		1350068	1682		411571	1682	Bullish	Bullish	-0.45		1.44	47,000.55	
14:32:19	741245	0		491198	29		-250047	29	Bearish	Bearish	-36.22	0.66	20,905.70	14:32:19	935687	-2810	Short C	1350068	0		414381	2810	Bullish	Bullish	-4.95		1.44	46,997.95	
14:33:19	741245	0		491198	0		-250047	0	Bearish	Bearish	-33.79	0.66	20,912.15	14:33:19	935685	-2		1350068	0		414383	2	Bullish	Bullish	7.04		1.44	47,006.30	
14:34:19	741245	0		491198	0		-250047	0	Bearish	Bearish	-35.32	0.66	20,909.40	14:34:19	936951	1266		1347713	-2355	Long UW	410762	-3621	Bullish	Bullish	-7.56		1.44	46,988.15	
14:35:20	734169	-7076	Short C	490040	-1158	Long UW	-244129	5918	Bearish	Bullish	-32.38	0.67	20,911.10	14:35:20	936951	0		1343807	-3906	Long UW	406856	-3906	Bullish	Bullish	1.65		1.43	46,999.90	
14:36:20	734169	0		490040	0		-244129	0	Bearish	Bullish	-35.38	0.67	20,913.90	14:36:20	936951	0		1343807	0		406856	0	Bullish	Bullish	-10.95		1.43	47,002.25	
14:37:19	726169	-8000	Short C	485182	-4858	Long UW	-240987	3142	Bearish	Bullish	-21.90	0.67	20,918.10	14:37:19	932407	-4544	Short C	1343807	0		411400	4544	Bullish	Bullish	22.99	Buy 46700 CE	1.44	47,007.10	
14:38:20	726169	0		485182	0		-240987	0	Bearish	Bullish	-23.19	0.67	20,921.50	14:38:20	932427	20		1339639	-4168	Long UW	407212	-4188	Bullish	Bullish	19.91		1.44	47,020.65	
14:39:19	726169	0		485182	0		-240987	0	Bearish	Bullish	-17.23	0.67	20,924.00	14:39:19	932418	-9		1339639	0		407221	9	Bullish	Bullish	47.28		1.44	47,035.85	
14:40:22	726169	0		485182	0		-240987	0	Bearish	Bullish	-13.19	0.67	20,924.80	14:40:22	932418	0		1339639	0		407221	0	Bullish	Bullish	61.00		1.44	47,050.65	
14:41:21	708472	-17697	Short C	484506	-676		-223966	17021	Bearish	Bullish	-12.14	0.68	20,927.45	14:41:21	909319	-23099	Short C	1346890	7251		437571	30350	Bullish	Bullish	75.01		1.48	47,050.60	
14:42:20	708472	0		484506	0		-223966	0	Bearish	Bullish	-12.10	0.68	20,926.75	14:42:20	909319	0		1346890	0		437571	0	Bullish	Bullish	78.46		1.48	47,043.05	
14:43:20	708472	0		487227	2721		-221245	2721	Bearish	Bullish	-8.18	0.69	20,932.50	14:43:20	879502	-29817	Short C	1355850	8960		476348	38777	Bullish	Bullish	79.09		1.54	47,053.40	
14:44:20	692792	-15680	Short C	487227	0		-205565	15680	Bearish	Bullish	-3.15	0.7	20,930.40	14:44:20	879435	-6													



Nifty ATM	Nifty Spot	Nifty Pre C	Nifty Open	Nifty High	Nifty Low	India VIX	Current Expiry	Exp High	21,070.70	64.60	Not Break	Resistanc	21000	BN ATM	BN Spot	BN Pre CL	BN Open	BN High	BN Low	India VIX	Friday	Exp High	47,102.60	-201.05	Breakout	Resistanc	47500		
20950	20,969.40	20901.15	20,934.10	21,006.10	20,862.70	12.47	2023-12-14	Exp Low	20,739.50	65.20	Not Break	Support	20900	47300	47,262.00	46,841.40	46,797.20	47,303.65	46,793.90	12.47		Exp Low	46,491.80	302.10	Not Break	Support	47000		
Time	Call COI (Bearish ▼)	Call COI (+▲-▼)	Short Covering	Put COI (Bullish ▲)	Put COI (+▲-▼)	Long UW	NET Oi	+▲-▼	Net Oi Signal	Price Action Signal	VWAP Diff	Strike	Nifty PCR	Nifty LTP	Time	Call COI (Bearish ▼)	Call COI (+▲-▼)	Short Covering	Put COI (Bullish ▲)	Put COI (+▲-▼)	Long Unwinding	NET Oi	+▲-▼	Net Oi Signal	Price Action Signal	VWAP Diff	Strike	BN PCR	BN LTP
15:07:20	570789	-21257	Short C	483146	0		-87643	21257	Bearish	Bullish	35.83		0.85	20,965.90	15:07:20	636910	-50471	Short C	1372461	0		735551	50471	Bullish	Bullish	337.29	2.15	47,282.70	
15:08:20	570789	0		484100	954		-86689	954	Bearish	Bullish	29.61		0.85	20,968.90	15:08:20	636910	0		1375144	2683		738234	2683	Bullish	Bullish	281.43	2.16	47,267.00	
15:09:19	570789	0		484100	0		-86689	0	Bearish	Bullish	30.19		0.85	20,962.05	15:09:19	636910	0		1375144	0		738234	0	Bullish	Bullish	294.45	2.16	47,267.00	
15:10:22	543600	-27189	Short C	484197	97		-59403	27286	Bearish	Bullish	29.04		0.89	20,962.75	15:10:22	625685	-11225	Short C	1375144	0		749459	11225	Bullish	Bullish	278.16	2.2	47,271.55	
15:11:20	543483	-117		484197	0		-59286	117	Bearish	Bullish	39.34		0.89	20,974.30	15:11:20	625666	-19		1337372	-37772	Long UW	711706	-37753	Bullish	Bullish	305.59	2.14	47,293.40	
15:12:21	543483	0		484197	0		-59286	0	Bearish	Bullish	43.02		0.89	20,976.25	15:12:21	625666	0		1337372	0		711706	0	Bullish	Bullish	299.24	2.14	47,292.75	
15:13:20	543483	0		482077	-2120	Long UW	-61406	-2120	Bearish	Bullish	44.78		0.89	20,968.40	15:13:20	625666	0		1337372	0		711706	0	Bullish	Bullish	294.19	2.14	47,270.20	
15:14:19	502510	-40973	Short C	481966	-111		-20544	40862	Bearish	Bullish	45.22		0.96	20,968.60	15:14:19	623116	-2550	Short C	1320111	-17261	Long UW	696995	-14711	Bullish	Bullish	284.05	2.12	47,248.75	
15:15:20	502510	0		481966	0		-20544	0	Bearish	Bullish	47.24		0.96	20,970.05	15:15:20	623116	0		1320111	0		696995	0	Bullish	Bullish	288.13	2.12	47,258.00	
15:16:20	491413	-11097	Short C	481966	0		-9447	11097	Bearish	Bullish	50.72		0.98	20,973.50	15:16:20	614982	-8134	Short C	1316565	-3546	Long UW	701583	4588	Bullish	Bullish	304.31	2.14	47,266.75	
15:17:23	491413	0		486104	4138		-5309	4138	Bearish	Bullish	38.21		0.99	20,972.40	15:17:23	614982	0		1316565	0		701583	0	Bullish	Bullish	298.41	2.14	47,285.80	
15:18:19	491413	0		486104	0		-5309	0	Bearish	Bullish	39.81		0.99	20,968.40	15:18:19	614982	0		1316565	0		701583	0	Bullish	Bearish	296.81	2.14	47,267.10	
15:19:20	491413	0		482224	-3880	Long UW	-9189	-3880	Bearish	Bullish	41.09		0.98	20,973.00	15:19:20	609150	-5832	Short C	1313502	-3063	Long UW	704352	2769	Bullish	Bullish	287.42	2.16	47,267.45	
15:20:20	476892	-14521	Short C	482224	0		5332	14521	Bullish	Bullish	42.67		1.01	20,974.75	15:20:20	609151	1		1305666	-7836	Long UW	696515	-7837	Bullish	Bearish	292.64	2.14	47,263.15	
15:21:19	476892	0		482224	0		5332	0	Bullish	Bullish	44.41		1.01	20,972.35	15:21:19	609151	0		1305666	0		696515	0	Bullish	Bearish	307.96	2.14	47,257.95	
15:22:20	458766	-18126	Short C	482224	0		23458	18126	Bullish	Bullish	41.33		1.05	20,973.40	15:22:20	609151	0		1305666	0		696515	0	Bullish	Bearish	288.63	2.14	47,266.40	
15:23:20	458766	0		468454	-13770	Long UW	9688	-13770	Bullish	Bullish	46.18		1.02	20,976.30	15:23:20	598445	-10706	Short C	1277092	-28574	Long UW	678647	-17868	Bullish	Bullish	293.84	2.13	47,274.65	
15:24:20	458766	0		468454	0		9688	0	Bullish	Bullish	50.98		1.02	20,976.90	15:24:20	598445	0		1277092	0		678647	0	Bullish	Bearish	305.07	2.13	47,268.65	
15:25:21	458766	0		461704	-6750	Long UW	2938	-6750	Bullish	Bearish	52.83		1.01	20,976.25	15:25:21	576590	-21855	Short C	1277092	0		700502	21855	Bullish	Bearish	327.21	2.21	47,277.75	
15:26:21	439086	-19680	Short C	461704	0		22618	19680	Bullish	Bullish	51.52		1.05	20,978.65	15:26:21	576595	5		1255217	-21875	Long UW	678622	-21880	Bullish	Bullish	331.40	2.18	47,282.25	
15:27:21	439086	0		461704	0		22618	0	Bullish	Bullish	49.86		1.05	20,977.15	15:27:21	576595	0		1255217	0		678622	0	Bullish	Bullish	343.00	2.18	47,289.25	
15:28:20	439086	0		449060	-12644	Long UW	9974	-12644	Bullish	Bullish	51.08		1.02	20,977.55	15:28:20	576595	0		1225739	-29478	Long UW	649144	-29478	Bullish	Bullish	338.50	2.13	47,289.10	
15:29:20	427093	-11993	Short C	449060	0		21967	11993	Bullish	Bullish	52.47		1.05	20,979.00	15:29:20	556890	-19705	Short C	1225739	0		668849	19705	Bullish	Bullish	352.55	2.2	47,295.95	
15:30:20	427093	0		449060	0		21967	0	Bullish	Bullish	55.29		1.05	20,975.50	15:30:20	556890	0		1225739	0		668849	0	Bullish	Bullish	348.79	2.2	47,297.85	

Nifty ATM	Nifty Spot	Nifty Pre CL	Nifty Open	Nifty High	Nifty Low	India VIX	Current Expiry	Exp High	21,070.70	64.60	Not Break	Resistanc	21000	BN ATM	BN Spot	BN Pre CL	BN Open	BN High	BN Low	India VIX	Friday		Exp High	47,102.60	-201.05	Breakout	Resistanc	47500	
20950	20,969.40	20901.15	20,934.10	21,006.10	20,862.70	12.47	2023-12-14	Exp Low	20,797.50	65.20	Not Break	Support	20900	47300	47,262.00	46,841.40	46,797.20	47,303.65	46,793.90	12.47			Exp Low	46,491.80	302.10	Not Break	Support	47000	
Time	Call COI (Bearish ▼)	Call COI (+▲-▼)	Short Covering	Put COI (Bullish ▲)	Put COI (+▲-▼)	Long UW	NET Oi	+▲-▼	Net Oi Signal	Price Action Signal	VWAP Diff	Strike	Nifty PCR	Nifty LTP	Time	Call COI (Bearish ▼)	Call COI (+▲-▼)	Short Covering	Put COI (Bullish ▲)	Put COI (+▲-▼)	Long Unwinding	NET Oi	+▲-▼	Net Oi Signal	Price Action Signal	VWAP Diff	Strike	BN PCR	BN LTP
09:14:21	160813	0	0	186090	0		25277	0	Bullish	Wait	10.65	20950	1.16	20,934.10	09:14:21	224468	0	0	370929	0		146461	0	Bullish	Wait	116.39	46800	1.65	46,797.20
09:15:18	160813	0	0	186090	0		25277	0	Bullish	Wait	10.65	20950	1.16	20,934.10	09:15:18	224468	0	0	370929	0		146461	0	Bullish	Wait	116.39	46800	1.65	46,797.20
09:16:19	293895	133082	0	186090	0		-107805	-133082	Bearish	Wait	-14.77	20950	0.63	20,948.45	09:16:19	224468	0	0	370929	0		146461	0	Bullish	Wait	-35.85	46900	1.65	46,907.60
09:17:20	293895	0	0	308721	122631		14826	122631	Bullish	Wait	-0.65	20950	1.05	20,950.40	09:17:20	614576	390108	797199	426270	0		182623	36162	Bullish	Wait	9.38	46900	1.3	46,886.30
09:18:19	313779	19884	0	336861	28140		23082	8256	Bullish	Wait	3.54	20950	1.07	20,949.05	09:18:19	614576	0	0	877820	80621	0	263244	80621	Bullish	Wait	-13.90	46800	1.43	46,849.15
09:19:28	331915	18136	0	352925	22434		27380	4298	Bullish	Wait	-3.18	20950	1.08	20,944.45	09:19:28	696748	82172	0	877820	0	0	181072	-82172	Bullish	Wait	-28.63	46900	1.26	46,858.55
09:20:21	331915	0	0	352925	0		27380	0	Bullish	Wait	-0.10	20950	1.08	20,946.90	09:20:21	696763	15	0	877820	0	0	181057	-15	Bullish	Wait	-26.78	46900	1.26	46,863.50
09:21:20	331915	0	0	352925	0		27380	0	Bullish	Wait	0.36	20950	1.08	20,947.15	09:21:20	696763	0	0	919703	41883	0	222940	41883	Bullish	Wait	-2.06	46900	1.32	46,875.15
09:22:22	355514	23599	0	391673	32378		36159	8779	Bullish	Wait	2.48	20950	1.1	20,946.70	09:22:22	762768	66005	0	941836	22133	0	179068	-43872	Bullish	Wait	-4.09	46900	1.23	46,857.80
09:23:21	355514	0	0	391673	0		36159	0	Bullish	Wait	1.02	20950	1.1	20,950.25	09:23:21	762768	0	0	941836	0	0	179068	0	Bullish	Wait	-33.58	46900	1.23	46,866.35
09:24:21	355514	0	0	391673	0		36159	0	Bullish	Wait	2.72	20950	1.1	20,954.05	09:24:21	762768	0	0	941836	0	0	179068	0	Bullish	Wait	-43.71	46900	1.23	46,870.35
09:25:19	371615	16101	0	414845	23172		43230	7071	Bullish	Wait	9.77	20950	1.12	20,958.55	09:25:19	811604	48836	0	982742	40906	0	171138	-7930	Bullish	Wait	-3.91	46900	1.21	46,895.10
09:26:21	371615	0	0	414845	0		43230	0	Bullish	Wait	18.87	20950	1.12	20,963.15	09:26:21	811604	0	0	982742	0	0	171138	0	Bullish	Wait	39.44	46900	1.21	46,941.25
09:27:19	371615	0	0	414845	0		43230	0	Bullish	Bullish	17.39	20950	1.12	20,966.80	09:27:19	829163	17559	0	982742	0	0	153579	-17559	Bullish	Bullish	55.63	47000	1.19	46,970.20
09:28:19	389443	17828	0	437485	22640		48042	4812	Bullish	Bullish	15.34	20950	1.12	20,963.90	09:28:19	829191	28	0	1022052	39310	0	192861	39282	Bullish	Bullish	35.06	47000	1.23	46,962.35
09:29:19	389443	0	0	437485	0		48042	0	Bullish	Bullish	12.23	20950	1.12	20,969.70	09:29:19	829191	0	0	1022052	0	0	192861	0	Bullish	Bullish	41.94	47000	1.23	46,962.35
09:30:20	398261	8818	0	437485	0		39224	-8818	Bullish	Bullish	18.85	20950	1.1	20,967.00	09:30:20	860149	30958	0	1022052	0	0	161903	-30958	Bullish	Bullish	33.62	47000	1.19	46,955.40
09:31:19	398261	0	0	454473	16988		56212	16988	Bullish	Bullish	4.70	20950	1.14	20,954.55	09:31:19	860122	-27	0	1068279	46227	0	208157	46254	Bullish	Bullish	0.98	46900	1.24	46,921.05
09:32:19	398261	0	0	454473	0		56212	0	Bullish	Bullish	0.24	20950	1.14	20,954.15	09:32:19	860122	0	0	1068279	0	0	208157	0	Bullish	Bullish	-12.87	46900	1.24	46,928.95
09:33:20	398261	0	0	463374	8901		65113	8901	Bullish	Bullish	1.85	20950	1.16	20,954.15	09:33:20	860122	0	0	1068279	0	0	208157	0	Bullish	Bullish	6.68	46900	1.24	46,928.95
09:34:19	403989	5728	0	463374	0		59385	-5728	Bullish	Bullish	5.65	20950	1.15	20,956.30	09:34:19	879583	19461	0	1084304	16025	0	204721	-3436	Bullish	Bullish	11.52	46900	1.23	46,938.65
09:35:20	403989	0	0	463374	0		59385	0	Bullish	Bullish	4.47	20950	1.15	20,954.15	09:35:20	879583	0	0	1084304	0	0	204721	0	Bullish	Bullish	-1.22	46900	1.23	46,926.95
09:36:20	403989	0	0	463374	0		59385	0	Bullish	Bullish	0.25	20950	1.15	20,955.75	09:36:20	879583	0	0	1084304	0	0	204721	0	Bullish	Bullish	-7.79	46900	1.23	46,925.95
09:37:19	412926	8937	0	470205	6831		57279	-2106	Bullish	Bullish	0.65	20950	1.14	20,959.10	09:37:19	895261	15678	0	1109184	24880	0	213923	9202	Bullish	Bullish	-6.71	46900	1.24	46,939.90
09:38:21	412926	0	0	470205	0		57279	0	Bullish	Bullish	3.42	20950	1.14	20,959.10	09:38:21	895261	0	0	1109184	0	0	213923	0	Bullish	Bullish	8.16	46900	1.24	46,929.05
09:39:19	417281	4355	0	470205	0		52924	-4355	Bullish	Bearish	5.18	20950	1.13	20,957.15	09:39:19	895261	0	0	1109184	0	0	213923	0	Bullish	Bearish	-1.95	46900	1.24	46,929.90
09:40:21	417323	42	0	474053	3848		56730	3806	Bullish	Bearish	6.52	20950	1.14	20,959.00	09:40:21	903314	8053	0	1123901	14717	0	220587	6664	Bullish	Bearish	1.33	46900	1.24	46,934.20
09:41:18	417323	0	0	474053	0		56730	0	Bullish	Bearish	10.42	20950	1.14	20,960.25	09:41:18	903314	0	0	1123901	0	0	220587	0	Bullish	Bearish	15.00	46900	1.24	46,931.80
09:42:20	417323	0	0	482270	8217		64947	8217	Bullish	Bearish	6.40	20950	1.16	20,955.85	09:42:20	903314	0	0	1123901	0	0	220587	0	Bullish	Bearish	13.17	46900	1.24	46,928.10
09:42:51	421328	4005	0	482270	0		60942	-4005	Bullish	Bearish	9.67	20950	1.14	20,965.90	09:42:51	907140	3826	0	1135850	11949	0	228710	8123	Bullish	Bearish	30.38	46900	1.25	46,944.45
09:43:27	421328	0	0	482270	0		60942	0	Bullish	Bullish	9.67	20950	1.14	20,965.90	09:43:27	907140	0	0	1135850	0	0	228710	0	Bullish	Bullish	30.38	46900	1.25	46,944.45
09:43:57	421328	0	0	482270	0		60942	0	Bullish	Bullish	21.89	20950	1.14	20,973.80	09:43:57	907140	0	0	1135850	0	0	228710	0	Bullish	Bullish	86.89	47000	1.25	47,008.50
09:44:25	421328	0	0	482270	0		60942	0	Bullish	Bullish	21.89	20950	1.14	20,973.80	09:44:25	907140	0	0	1135850	0	0	228710	0	Bullish	Bullish	86.89	47000	1.25	47,008.50
09:45:04	417494	-3834	Short C	482270	0		64776	3834	Bullish	Bullish	16.98	20950	1.16	20,971.90	09:45:04	865750	-41390	Short C	1135850	0	0	270100	41390	Bullish	Bullish	74.18	47000	1.31	47,000.55
09:45:25	417494	0	0	482270	0		64776	0	Bullish	Bullish	16.98	20950	1.16	20,971.90	09:45:25	865750	0	0	1135850	0	0	270100	0	Bullish	Bullish	74.18	47000	1.31	47,000.55
09:45:32	417494	0	0	482270	0		64776	0	Bullish	Bullish	16.98	20950	1.16	20,971.90	09:45:32	865750	0	0	1135850	0	0	270100	0	Bullish	Bullish	74.18	47000	1.31	47,000.55
09:46:02	417494	0	0	486399	4129		68905	4129	Bullish	Bullish	19.27	20950	1.17	20,967.70	09:46:02	865750	0	0	1146667	10817	0	280917	10817	Bullish	Bullish	85.44	47000	1.32	47,010.10
09:46:40	417494	0	0	486399	0		68905	0	Bullish	Bullish	19.27	20950	1.17	20,967.70	09:46:40	865750	0	0	1146667	0	0	280917	0	Bullish	Bullish	85.44	47000	1.32	47,010.10
09:46:54	417494	0	0	486399	0		68905	0	Bullish	Bullish	16.80	20950	1.17	20,971.10	09:46:54	865750	0	0	1146667	0	0	280917	0	Bullish	Bullish	81.11	47000	1.32	47,003.95
09:47:01	417494	0	0	486399	0		68905	0	Bullish	Bullish	16.80	20950	1.17	20,971.10	09:47:01	865750	0	0	1146667	0	0	280917	0	Bullish	Bullish	81.11	47000	1.32	47,003.95
09:47:06	417494	0	0	486399	0		68905	0	Bullish	Bullish	16.80	20950	1.17	20,971.10	09:47:06	865750	0	0	1146667	0	0	280917	0	Bullish	Bullish	81.11	47000	1.32	47,003.95
09:47:35	417494	0	0	486399	0		68905	0	Bullish	Bullish	16.80	20950	1.17	20,971.10	09:47:35	865750	0	0	1146667	0	0	280917	0	Bullish					

Nifty ATM	Nifty Spot	Nifty Pre CL	Nifty Open	Nifty High	Nifty Low	India VIX	Current Expiry	Exp High	21,070.70	64.60	Not Break	Resistanc	21000	BN ATM	BN Spot	BN Pre CL	BN Open	BN High	BN Low	India VIX	Friday	Exp High	47,102.60	-201.05	Breakout	Resistanc	47500		
20950	20,969.40	20901.15	20,934.10	21,006.10	20,862.70	12.47	2023-12-14	Exp Low	20,737.50	65.20	Not Break	Support	20900	47300	47,262.00	46,841.40	46,797.20	47,303.65	46,793.90	12.47		Exp Low	46,491.80	302.10	Not Break	Support	47000		
Time	Call COI (Bearish ▼)	Call COI (+▲-▼)	Short Covering	Put COI (Bullish ▲)	Put COI (+▲-▼)	Long UW	NET Oi	+▲-▼	Net Oi Signal	Price Action Signal	VWAP Diff	Strike	Nifty PCR	Nifty LTP	Time	Call COI (Bearish ▼)	Call COI (+▲-▼)	Short Covering	Put COI (Bullish ▲)	Put COI (+▲-▼)	Long Unwinding	NET Oi	+▲-▼	Net Oi Signal	Price Action Signal	VWAP Diff	Strike	BN PCR	BN LTP
10:01:19	418329	519		545792	7757		127463	7238	Bullish	Bullish	22.73	21000	1.3	20,992.00	10:01:19	868519	-2003	Short C	1224704	269		356185	2272	Bullish	Bullish	89.98	47100	1.41	47,063.75
10:02:18	418329	0		545792	0		127463	0	Bullish	Bullish	20.94	21000	1.3	20,991.20	10:02:18	868519	0		1224704	0		356185	0	Bullish	Bullish	67.91	47000	1.41	47,047.10
10:03:21	418329	0		545792	0		127463	0	Bullish	Bullish	17.67	21000	1.3	20,990.90	10:03:21	879594	11075		1224704	0		345110	-11075	Bullish	Bullish	57.62	47000	1.39	47,042.45
10:04:20	423852	5523		550881	5089		127029	-434	Bullish	Bullish	30.51	21000	1.3	20,994.00	10:04:20	879369	-225		1249240	24536		369871	24761	Bullish	Bullish	108.90	47000	1.42	47,043.80
10:05:20	423852	0		550881	0		127029	0	Bullish	Bullish	15.86	21000	1.3	20,991.55	10:05:20	879369	0		1249240	0		369871	0	Bullish	Bullish	55.16	47100	1.42	47,071.15
10:06:27	423852	0		550881	0		127029	0	Bullish	Bullish	21.52	21000	1.3	20,995.65	10:06:27	879369	0		1279072	29832		399703	29832	Bullish	Bullish	97.76	47100	1.45	47,093.90
10:07:19	425863	2011		558172	7291		132309	5280	Bullish	Bullish	32.02	21000	1.31	20,996.70	10:07:19	868588	-10781	Short C	1279072	0		410484	10781	Bullish	Bullish	127.97	47100	1.47	47,101.80
10:08:19	425863	0		558172	0		132309	0	Bullish	Bullish	23.21	21000	1.31	20,994.60	10:08:19	868588	0		1279072	0		410484	0	Bullish	Bullish	113.04	47100	1.47	47,116.70
10:09:19	425863	0		558172	0		132309	0	Bullish	Bearish	12.83	21000	1.31	20,988.40	10:09:19	840089	-28499	Short C	1279072	0		438983	28499	Bullish	Bullish	75.34	47100	1.52	47,116.00
10:10:19	428288	2425		581283	23111		152995	20686	Bullish	Bearish	12.83	21000	1.36	20,980.10	10:10:19	840089	0		1303024	23952		462935	23952	Bullish	Bullish	75.34	47100	1.55	47,085.40
10:11:21	428288	0		581283	0		152995	0	Bullish	Bearish	5.23	21000	1.36	20,978.25	10:11:21	840089	0		1303024	0		462935	0	Bullish	Bullish	34.09	47100	1.55	47,057.05
10:12:21	428288	0		581283	0		152995	0	Bullish	Bearish	3.28	21000	1.36	20,978.80	10:12:21	840089	0		1303024	0		462935	0	Bullish	Bullish	8.12	47000	1.55	47,039.20
10:13:19	441142	12854		595460	14177		154318	1323	Bullish	Bullish	16.65	21000	1.35	20,993.65	10:13:19	839855	-234		1286667	-16357	Long UW	446812	-16123	Bullish	Bullish	64.49	47100	1.53	47,084.30
10:14:19	441142	0		595460	0		154318	0	Bullish	Bearish	19.71	21000	1.35	20,990.70	10:14:19	839855	0		1286667	0		446812	0	Bullish	Bullish	80.90	47100	1.53	47,076.80
10:15:20	441142	0		595460	0		154318	0	Bullish	Bullish	15.24	21000	1.35	20,991.65	10:15:20	839855	0		1286667	0		446812	0	Bullish	Bullish	58.46	47100	1.53	47,082.95
10:16:19	448930	7788		604903	9443		155973	1655	Bullish	Bullish	16.73	21000	1.35	20,991.10	10:16:19	844402	4547		1291727	5060		447325	513	Bullish	Bullish	77.34	47100	1.53	47,099.75
10:17:19	448930	0		604903	0		155973	0	Bullish	Bearish	13.78	21000	1.35	20,987.85	10:17:19	844402	0		1291727	0		447325	0	Bullish	Bullish	62.68	47100	1.53	47,089.05
10:18:20	452666	3736		604903	0		152237	-3736	Bullish	Bearish	12.69	21000	1.34	20,989.00	10:18:20	844402	0		1291727	0		447325	0	Bullish	Bullish	57.82	47100	1.53	47,091.70
10:19:20	452672	6		616663	11760		163991	11754	Bullish	Bearish	12.65	21000	1.36	20,987.50	10:19:20	851382	6980		1302124	10397		450742	3417	Bullish	Bearish	55.97	47100	1.53	47,092.95
10:20:20	452672	0		616663	0		163991	0	Bullish	Bearish	11.97	21000	1.36	20,987.10	10:20:20	851382	0		1302124	0		450742	0	Bullish	Bearish	58.09	47100	1.53	47,092.45
10:21:20	452672	0		616663	0		163991	0	Bullish	Bearish	13.51	21000	1.36	20,982.70	10:21:20	851382	0		1302124	0		450742	0	Bullish	Bearish	66.54	47100	1.53	47,095.45
10:22:20	457475	4803		616609	-54		159134	-4857	Bullish	Bearish	9.23	21000	1.35	20,986.65	10:22:20	854620	3238		1309665	7541		455045	4303	Bullish	Bearish	52.94	47100	1.53	47,091.35
10:23:19	457475	0		616609	0		159134	0	Bullish	Bullish	7.39	21000	1.35	20,981.00	10:23:19	854620	0		1309665	0		455045	0	Bullish	Bearish	49.84	47100	1.53	47,077.20
10:24:20	457475	0		616609	0		159134	0	Bullish	Bullish	2.36	21000	1.35	20,980.80	10:24:20	857980	3360		1309665	0		451685	-3360	Bullish	Bullish	27.70	47100	1.53	47,061.25
10:25:19	466754	9279		620806	4197		154052	-5082	Bullish	Bullish	1.71	21000	1.33	20,981.10	10:25:19	857982	2		1317065	7400		459083	7398	Bullish	Bullish	27.71	47100	1.54	47,062.90
10:26:42	466775	21		620806	0		154031	-21	Bullish	Bearish	6.89	21000	1.33	20,982.50	10:26:42	857973	-9		1317065	0		459092	9	Bullish	Bearish	48.57	47100	1.54	47,078.25
10:27:20	466775	0		620806	0		154031	0	Bullish	Bearish	6.46	21000	1.33	20,982.15	10:27:20	857973	0		1317065	0		459092	0	Bullish	Bullish	45.10	47100	1.54	47,076.95
10:28:20	470117	3342		623289	2483		153172	-859	Bullish	Bearish	5.05	21000	1.33	20,978.15	10:28:20	861903	3930		1327736	10671		465833	6741	Bullish	Bearish	30.54	47100	1.54	47,066.75
10:29:19	470117	0		623289	0		153172	0	Bullish	Bearish	2.27	21000	1.33	20,976.40	10:29:19	861903	0		1327736	0		465833	0	Bullish	Bearish	26.79	47100	1.54	47,065.95
10:30:20	470117	0		623289	0		153172	0	Bullish	Bullish	8.01	21000	1.33	20,989.75	10:30:20	861902	-1		1327736	0		465834	1	Bullish	Bullish	52.26	47100	1.54	47,120.80
10:31:20	469288	-829		622686	-603		153398	226	Bullish	Bullish	26.77	21000	1.33	20,999.50	10:31:20	850055	-11847	Short C	1325994	-1742	Long UW	475939	10105	Bullish	Bullish	132.88	47100	1.56	47,146.70
10:32:20	469288	0		622686	0		153398	0	Bullish	Bullish	22.52	21000	1.33	21,002.50	10:32:20	850055	0		1325994	0		475939	0	Bullish	Bullish	126.10	47100	1.56	47,144.70
10:33:20	469288	0		628167	5481		158879	5481	Bullish	Bullish	28.03	21000	1.34	21,000.10	10:33:20	812427	-37628	Short C	1325994	0		513567	37628	Bullish	Bullish	129.91	47100	1.63	47,138.75
10:34:19	464481	-4807	Short C	628727	560		164246	5367	Bullish	Bullish	22.96	21000	1.35	20,997.65	10:34:19	812308	-119		1319931	-6063	Long UW	507623	-5944	Bullish	Bullish	118.81	47100	1.62	47,128.75
10:35:20	464481	0		628727	0		164246	0	Bullish	Bullish	17.07	21000	1.35	20,991.40	10:35:20	812308	0		1319931	0		507623	0	Bullish	Bullish	95.45	47100	1.62	47,111.45
10:36:20	464481	0		628727	0		164246	0	Bullish	Bullish	13.57	21000	1.35	20,992.30	10:36:20	812308	0		1319931	0		507623	0	Bullish	Bullish	70.93	47100	1.62	47,093.35
10:37:21	469564	5083		633379	4652		163815	-431	Bullish	Bullish	13.39	21000	1.35	20,987.25	10:37:21	806572	-5736	Short C	1327631	7700		521059	13436	Bullish	Bullish	71.37	47100	1.65	47,087.75
10:38:21	469564	0		633379	0		163815	0	Bullish	Bullish	16.83	21000	1.35	20,991.55	10:38:21	806573	1												

Nifty ATM	Nifty Spot	Nifty Pre C	Nifty Open	Nifty High	Nifty Low	India VIX	Current Expiry	Exp High	21,070.70	64.60	Not Break	Resistanc	21000	BN ATM	BN Spot	BN Pre CL	BN Open	BN High	BN Low	India VIX	Friday		Exp High	47,102.60	-201.05	Breakout	Resistanc	47500	
20950	20,969.40	20901.15	20,934.10	21,006.10	20,862.70	12.47	2023-12-14	Exp Low	20,737.50	65.20	Not Break	Support	20900	47300	47,262.00	46,841.40	46,797.20	47,303.65	46,793.90	12.47			Exp Low	46,491.80	302.10	Not Break	Support	47000	
Time	Call COI (Bearish ▼)	Call COI (+▲-▼)	Short Covering	Put COI (Bullish ▲)	Put COI (+▲-▼)	Long UW	NET Oi	+▲-▼	Net Oi Signal	Price Action Signal	VWAP Diff	Strike	Nifty PCR	Nifty LTP	Time	Call COI (Bearish ▼)	Call COI (+▲-▼)	Short Covering	Put COI (Bullish ▲)	Put COI (+▲-▼)	Long Unwinding	NET Oi	+▲-▼	Net Oi Signal	Price Action Signal	VWAP Diff	Strike	BN PCR	BN LTP
11:03:20	498176	0		647460	0		149284	0	Bullish	Bearish	-21.54	20950	1.3	20,963.25	11:03:20	835418	0		1411430	0		576012	0	Bullish	Bearish	20.54	47000	1.69	47,039.65
11:04:20	509158	10982		618715	-28745	Long UW	109557	-39727	Bullish	Bearish	-35.59	20950	1.22	20,956.20	11:04:20	843966	8548		1406537	-4893	Long UW	562571	-13441	Bullish	Bearish	-54.86	47000	1.67	46,988.30
11:05:20	509158	0		618715	0		109557	0	Bullish	Bearish	-39.76	20950	1.22	20,956.00	11:05:20	843966	0		1406537	0		562571	0	Bullish	Bearish	-58.75	47000	1.67	46,974.75
11:06:20	529198	20040		618715	0		89517	-20040	Bullish	Bearish	-44.23	20950	1.17	20,952.35	11:06:20	843966	0		1406537	0		562571	0	Bullish	Bearish	-80.94	47000	1.67	46,967.40
11:07:19	529198	0		549170	-69545	Long UW	19972	-69545	Bullish	Bearish	-53.26	20950	1.04	20,947.50	11:07:19	863143	19177		1341906	-64631	Long UW	478763	-83808	Bullish	Bearish	-67.26	47000	1.55	46,975.70
11:08:21	529198	0		549170	0		19972	0	Bullish	Bearish	-63.43	20950	1.04	20,937.95	11:08:21	863175	32		1341906	0		478731	-32	Bullish	Bearish	-112.81	47000	1.55	46,951.30
11:09:20	529198	0		549170	0		19972	0	Bullish	Bearish	-60.51	20950	1.04	20,936.40	11:09:20	863175	0		1341906	0		478731	0	Bullish	Bearish	-96.13	47000	1.55	46,972.45
11:10:20	556887	27689		504530	-44640	Long UW	-52357	-72329	Bearish	Bearish	-42.57	20950	0.91	20,946.50	11:10:20	878562	15387		1316520	-25386	Long UW	437958	-40773	Bullish	Bearish	-55.73	47000	1.5	46,985.20
11:11:20	556887	0		504530	0		-52357	0	Bearish	Bearish	-48.12	20950	0.91	20,937.70	11:11:20	878562	0		1316520	0		437958	0	Bullish	Bearish	-62.06	47000	1.5	46,972.40
11:12:21	556887	0		504530	0		-52357	0	Bearish	Bearish	-47.52	20950	0.91	20,940.45	11:12:21	878562	0		1316520	0		437958	0	Bullish	Bearish	-42.07	47000	1.5	46,982.10
11:13:20	587105	30218		498501	-6029	Long UW	-88604	-36247	Bearish	Bearish	-45.02	20950	0.85	20,948.60	11:13:20	889271	10709		1340460	23940		451189	13231	Bullish	Bearish	-29.95	47000	1.51	47,007.60
11:14:20	587105	0		498501	0		-88604	0	Bearish	Bearish	-39.54	20950	0.85	20,955.30	11:14:20	889271	0		1340460	0		451189	0	Bullish	Bearish	-23.72	47000	1.51	47,042.15
11:15:21	587105	0		498501	0		-88604	0	Bearish	Bearish	-28.77	20950	0.85	20,961.45	11:15:21	889271	0		1340460	0		451189	0	Bullish	Bullish	39.94	47100	1.51	47,070.20
11:16:20	591048	3943		493273	-5228	Long UW	-97775	-9171	Bearish	Bearish	-25.35	20950	0.83	20,955.50	11:16:20	866265	-23006	Short C	1333370	-7090	Long UW	467105	15916	Bullish	Bullish	59.61	47100	1.54	47,077.75
11:17:20	591048	0		493273	0		-97775	0	Bearish	Bullish	-24.92	20950	0.83	20,957.25	11:17:20	866265	-5		1333370	0		467110	5	Bullish	Bullish	64.40	47100	1.54	47,084.50
11:18:19	591048	0		493273	0		-97775	0	Bearish	Bullish	-12.69	20950	0.83	20,963.80	11:18:19	866265	0		1333370	0		467110	0	Bullish	Bullish	94.05	47100	1.54	47,103.25
11:19:19	590523	-525		502513	9240		-88010	9765	Bearish	Bullish	-11.82	20950	0.85	20,963.95	11:19:19	853235	-13025	Short C	1333370	0		480135	13025	Bullish	Bullish	78.08	47100	1.56	47,096.15
11:20:21	590523	0		502513	0		-88010	0	Bearish	Bullish	-5.58	20950	0.85	20,967.65	11:20:21	853235	0		1342417	9047		489182	9047	Bullish	Bullish	84.88	47100	1.57	47,110.75
11:21:21	590523	0		502513	0		-88010	0	Bearish	Bullish	-6.59	20950	0.85	20,967.20	11:21:21	853235	0		1342417	0		489182	0	Bullish	Bullish	104.15	47100	1.57	47,118.60
11:22:20	582508	-8015	Short C	515949	13436		-66559	21451	Bearish	Bullish	-9.51	20950	0.89	20,968.55	11:22:20	838963	-14272	Short C	1339604	-2813	Long UW	500641	11459	Bullish	Bullish	83.11	47100	1.6	47,109.10
11:23:19	582508	0		515949	0		-66559	0	Bearish	Bullish	-3.40	20950	0.89	20,969.80	11:23:19	838963	-3		1339604	0		500644	3	Bullish	Bullish	93.80	47100	1.6	47,115.20
11:24:20	582508	0		515949	0		-66559	0	Bearish	Bullish	-0.49	20950	0.89	20,966.95	11:24:20	838963	0		1339604	0		500644	0	Bullish	Bullish	82.84	47100	1.6	47,098.50
11:25:21	575662	-6846	Short C	527277	11328		-48385	18174	Bearish	Bullish	-10.02	20950	0.92	20,961.70	11:25:21	835310	-3650	Short C	1347016	7412		511706	11062	Bullish	Bullish	77.26	47100	1.61	47,089.50
11:26:19	575662	0		527277	0		-48385	0	Bearish	Bullish	-7.44	20950	0.92	20,965.60	11:26:19	835287	-23		1347016	0		511729	23	Bullish	Bullish	71.24	47100	1.61	47,095.40
11:27:19	575662	0		527277	0		-48385	0	Bearish	Bullish	-9.27	20950	0.92	20,962.25	11:27:19	835287	0		1347016	0		511729	0	Bullish	Bullish	70.99	47100	1.61	47,084.45
11:28:19	575689	27		530307	3030		-45382	3003	Bearish	Bullish	-10.30	20950	0.92	20,966.35	11:28:19	833746	-1541	Short C	1348332	1316		514586	2857	Bullish	Bullish	70.24	47100	1.62	47,091.25
11:29:20	575689	0		530307	0		-45382	0	Bearish	Bullish	-10.28	20950	0.92	20,962.60	11:29:20	833749	3		1348332	0		514583	-3	Bullish	Bullish	49.50	47100	1.62	47,080.75
11:30:20	575689	0		530307	0		-45382	0	Bearish	Bullish	-8.06	20950	0.92	20,965.15	11:30:20	833749	0		1348332	0		514583	0	Bullish	Bearish	50.86	47100	1.62	47,073.70
11:31:21	574001	-1688	Short C	532412	2105		-41589	3793	Bearish	Bearish	-3.75	20950	0.93	20,963.50	11:31:21	830204	-3545	Short C	1353908	5576		523704	9121	Bullish	Bearish	70.54	47100	1.63	47,088.20
11:32:21	574001	0		532412	0		-41589	0	Bearish	Bullish	-8.26	20950	0.93	20,966.15	11:32:21	830208	4		1353908	0		523700	-4	Bullish	Bearish	58.55	47100	1.63	47,080.55
11:33:20	574001	0		532412	0		-41589	0	Bearish	Bullish	-4.30	20950	0.93	20,968.10	11:33:20	830208	0		1353908	0		523700	0	Bullish	Bearish	73.39	47100	1.63	47,092.65
11:34:20	577631	3630		536982	4570		-40649	940	Bearish	Bearish	-8.49	20950	0.93	20,965.80	11:34:20	829402	-806		1361731	7823		532329	8629	Bullish	Bearish	64.02	47100	1.64	47,084.80
11:35:20	577631	0		536982	0		-40649	0	Bearish	Bearish	-1.73	20950	0.93	20,966.15	11:35:20	829402	0		1361731	0		532329	0	Bullish	Bearish	74.92	47100	1.64	47,088.60
11:36:20	577631	0		536982	0		-40649	0	Bearish	Bearish	-2.62	20950	0.93	20,965.50	11:36:20	829402	0		1361731	0		532329	0	Bullish	Bearish	79.76	47100	1.64	47,088.15
11:37:20	576957	-674		540959	3977		-35998	4651	Bearish	Bullish	-3.31	20950	0.94	20,969.00	11:37:20	827347	-2055	Short C	1367361	5630		540014	7685	Bullish	Bearish	74.76	47100	1.65	47,092.50
11:38:21	576957	0		540959	0		-35998	0	Bearish	Bullish	-0.96	21000	0.94	20,977.55	11:38:21	827341	-6		1367361	0		540020	6	Bullish	Bullish	76.61	47100	1.65	47,101.00
11:39:20	576957	0		540959	0		-35998	0	Bearish	Bullish	9.65	21000	0.94	20,979.90	11:39:20	827247	-94		1367361	0		540114	94	Bullish	Bullish	89.73	47100	1.65	47,099.90
11:40:19	569607	-7350	Short C	538089	-2870	Long UW	-31518	4480	Bearish	Bullish	7.92	21000	0.94	20,978.65	11:40:19	825375	-1872	Short C	1366199	-1162	Long UW	540824	710	Bullish	Bearish	76.52	47100	1.66	47,081.55
11:41:22	569607	0		538089	0		-31518	0	Bearish	Bullish	9.60	21000	0.94	20,975.60	11:41:22	825371	-4		1366199	0		540828	4	Bullish	Bearish	51.98	47100	1.66	47,069.70
11:42:20	569607	0		538089	0		-31518	0	Bearish	Bullish	8.23	21000	0.94	20,976.85	11:42:20	825371	0		1366199	0		540828	0	Bullish	Bearish	47.88	47100	1.66	47,062.00
11:43:21	566250	-3357	Short C	547070	8981		-19180	12338	Bearish	Bullish	8.98	21000	0.97	20,978.50	11:43:21	824607	-764		1362195	-4004	Long UW	537588	-3240	Bullish	Bearish	41.89	47100	1.65	47,057.15
11:44:22	566250	0		547070	0		-19180	0	Bearish	Bullish	10.70	21000	0.97	20,977.65	11:44:22	824568	-39		1362195	0		537627	39	Bullish	Bearish	52.46	47100	1.65	

Nifty ATM	Nifty Spot	Nifty Pre O	Nifty Open	Nifty High	Nifty Low	India VIX	Current Expiry	Exp High	21,070.70	64.60	Not Break	Resistanc	21000	BN ATM	BN Spot	BN Pre CL	BN Open	BN High	BN Low	India VIX	Friday	Exp High	47,102.60	-201.05	Breakout	Resistanc	47500		
20950	20,969.40	20901.15	20,934.10	21,006.10	20,862.70	12.47	2023-12-14	Exp Low	20,737.50	65.20	Not Break	Support	20900	47300	47,262.00	46,841.40	46,797.20	47,303.65	46,793.90	12.47	Observer	Exp Low	46,491.80	302.10	Not Break	Support	47000		
Time	Call COI (Bearish ▼)	Call COI (+▲-▼)	Short Covering	Put COI (Bullish ▲)	Put COI (+▲-▼)	Long UW	NET Oi	+▲-▼	Net Oi Signal	Price Action Signal	VWAP Diff	Strike	Nifty PCR	Nifty LTP	Time	Call COI (Bearish ▼)	Call COI (+▲-▼)	Short Covering	Put COI (Bullish ▲)	Put COI (+▲-▼)	Long Unwinding	NET Oi	+▲-▼	Net Oi Signal	Price Action Signal	VWAP Diff	Strike	BN PCR	BN LTP
12:05:20	563081	0		569586	1850		6605	1850	Bullish	Bearish	-0.70	20950	1.01	20,965.55	12:05:20	856902	0		1374433	▲		517531	0	Bullish	Bearish	11.32	47000	1.6	47,028.00
12:06:20	563081	0		569586	1850		6605	0	Bullish	Bearish	-0.69	20950	1.01	20,964.80	12:06:20	856902	0		1374433	0		517531	0	Bullish	Bearish	27.45	47000	1.6	47,027.30
12:07:21	560226	-2855	Short C	573428	3742		13202	6597	Bullish	Bearish	-1.59	20950	1.02	20,963.75	12:07:21	860274	3372		1376223	1790		515949	-1582	Bullish	Bearish	23.99	47000	1.6	47,025.85
12:08:20	560226	0		573428	0		13202	0	Bullish	Bearish	-1.69	20950	1.02	20,960.90	12:08:20	860288	14		1376223	0		515935	-14	Bullish	Bullish	26.92	47000	1.6	47,036.10
12:09:21	560226	0		573428	0		13202	0	Bullish	Bearish	-0.98	20950	1.02	20,964.15	12:09:21	860288	0		1376223	0		515935	0	Bullish	Bearish	36.74	47000	1.6	47,040.50
12:10:20	560226	0		578562	5134		18336	5134	Bullish	Bearish	1.12	20950	1.03	20,962.75	12:10:20	861568	1280		1372970	-3253	Long UW	511402	-4533	Bullish	Bullish	34.55	47000	1.59	47,038.10
12:11:19	565293	5067		578562	0		13269	-5067	Bullish	Bearish	-3.88	20950	1.02	20,963.35	12:11:19	861568	0		1372970	0		511402	0	Bullish	Bearish	27.03	47000	1.59	47,025.70
12:12:22	565293	0		578562	0		13269	0	Bullish	Bearish	1.27	20950	1.02	20,965.95	12:12:22	861568	0		1372970	0		511402	0	Bullish	Bearish	25.67	47000	1.59	47,039.00
12:13:19	567345	2052		577247	-1315	Long UW	9902	-3367	Bullish	Bearish	2.15	20950	1.02	20,966.15	12:13:19	867814	6246		1374324	1354		506510	-4892	Bullish	Bullish	35.99	47000	1.58	47,041.10
12:14:20	567345	0		577247	0		9902	0	Bullish	Bearish	2.62	20950	1.02	20,965.65	12:14:20	867814	0		1374324	0		506510	0	Bullish	Bullish	18.77	47000	1.58	47,031.40
12:15:20	567345	0		577247	0		9902	0	Bullish	Bearish	-0.14	20950	1.02	20,966.25	12:15:20	867814	0		1374324	0		506510	0	Bullish	Bearish	18.76	47000	1.58	47,033.35
12:16:20	569896	2551		576756	-491		6860	-3042	Bullish	Bearish	0.41	20950	1.01	20,968.40	12:16:20	873748	5934		1370349	-3975	Long UW	496601	-9909	Bullish	Bullish	22.49	47000	1.57	47,034.60
12:17:20	569896	0		576756	0		6860	0	Bullish	Bearish	1.26	20950	1.01	20,969.30	12:17:20	873769	21		1370349	0		496580	-21	Bullish	Bullish	30.54	47000	1.57	47,042.80
12:18:21	569896	0		576756	0		6860	0	Bullish	Bullish	-0.74	20950	1.01	20,967.25	12:18:21	873769	0		1370349	0		496580	0	Bullish	Bullish	36.53	47000	1.57	47,042.80
12:19:19	572250	2354		575076	-1680	Long UW	2826	-4034	Bullish	Bearish	-1.69	20950	1	20,963.35	12:19:19	873769	0		1371978	1629		498209	1629	Bullish	Bullish	34.03	47000	1.57	47,031.50
12:20:20	572250	0		575076	0		2826	0	Bullish	Bearish	-7.63	20950	1	20,962.85	12:20:20	875581	1812		1371978	0		496397	-1812	Bullish	Bearish	17.01	47000	1.57	47,024.55
12:21:20	572250	0		575076	0		2826	0	Bullish	Bearish	-10.39	20950	1	20,960.65	12:21:20	875581	0		1371978	0		496397	0	Bullish	Bearish	-10.58	47000	1.57	47,013.65
12:22:20	573541	1291		570870	-4206	Long UW	-2671	-5497	Bearish	Bearish	-10.87	20950	1	20,960.65	12:22:20	864565	-11016	Short C	1371978	0		507413	11016	Bullish	Bearish	-20.56	47000	1.59	47,008.60
12:23:19	573541	0		570870	0		-2671	0	Bearish	Bearish	-10.69	20950	1	20,960.95	12:23:19	864565	0		1370773	-1205	Long UW	506208	-1205	Bullish	Bearish	-9.54	47000	1.59	47,008.50
12:24:20	573541	0		570870	0		-2671	0	Bearish	Bearish	-10.69	20950	1	20,951.90	12:24:20	864565	0		1370773	0		506208	0	Bullish	Bearish	-35.83	47000	1.59	46,982.55
12:25:20	577998	4457		570870	0		-7128	-4457	Bearish	Bearish	-18.85	20950	0.99	20,955.70	12:25:20	872586	8021		1353560	-17213	Long UW	480974	-25234	Bullish	Bearish	-42.51	47000	1.55	46,989.20
12:26:20	577998	0		568307	-2563	Long UW	-9691	-2563	Bearish	Bearish	-17.42	20950	0.98	20,953.40	12:26:20	872583	-3		1353560	0		480977	3	Bullish	Bearish	-26.99	47000	1.55	47,006.90
12:27:20	577998	0		568307	0		-9691	0	Bearish	Bearish	-16.85	20950	0.98	20,949.30	12:27:20	872583	0		1353560	0		480977	0	Bullish	Bearish	-23.61	47000	1.55	46,989.70
12:28:21	590576	12578		564315	-3992	Long UW	-26261	-16570	Bearish	Bearish	-21.28	20950	0.96	20,949.35	12:28:21	872583	0		1366038	12478		493455	12478	Bullish	Bearish	-36.74	47000	1.57	46,987.10
12:29:21	590576	0		564315	0		-26261	0	Bearish	Bearish	-26.17	20950	0.96	20,949.05	12:29:21	881174	8591		1366038	0		484864	-8591	Bullish	Bearish	-23.73	47000	1.55	46,999.65
12:30:20	590576	0		564315	0		-26261	0	Bearish	Bearish	-20.16	20950	0.96	20,952.85	12:30:20	881174	0		1366038	0		484864	0	Bullish	Bearish	-8.33	47000	1.55	47,010.30
12:31:19	599272	8696		554779	-9536	Long UW	-44493	-18232	Bearish	Bearish	-15.01	20950	0.93	20,953.80	12:31:19	876732	-4442	Short C	1366038	0		489306	4442	Bullish	Bearish	4.28	47000	1.56	47,018.70
12:32:20	599272	0		554779	0		-44493	0	Bearish	Bearish	-15.01	20950	0.93	20,956.80	12:32:20	876732	0		1363822	-2216	Long UW	487090	-2216	Bullish	Bullish	16.77	47000	1.56	47,032.40
12:33:16	599272	0		554779	0		-44493	0	Bearish	Bearish	-17.78	20950	0.93	20,953.90	12:33:16	876732	0		1363822	0		487090	0	Bullish	Bearish	-3.50	47000	1.56	47,019.35
12:34:21	605886	6614		552979	-1800	Long UW	-52907	-8414	Bearish	Bearish	-18.90	20950	0.91	20,950.00	12:34:21	883017	6285		1362041	-1781	Long UW	479024	-8066	Bullish	Bullish	2.30	47000	1.54	47,013.75
12:35:22	605886	0		552979	0		-52907	0	Bearish	Bearish	-25.18	20950	0.91	20,945.60	12:35:22	883017	0		1362041	0		479024	0	Bullish	Bearish	-13.03	47000	1.54	47,006.50
12:36:21	605886	0		552979	0		-52907	0	Bearish	Bearish	-24.40	20950	0.91	20,948.70	12:36:21	883016	-1		1362041	0		479025	1	Bullish	Bullish	-14.10	47000	1.54	47,012.85
12:37:20	609941	4055		553048	69		-56893	-3986	Bearish	Bearish	-25.67	20950	0.91	20,948.65	12:37:20	883016	0		1369089	7048		486073	7048	Bullish	Bullish	-0.04	47000	1.55	47,019.40
12:38:20	609941	0		553048	0		-56893	0	Bearish	Bearish	-25.59	20950	0.91	20,944.40	12:38:20	885144	2128		1369089	0		483945	-2128	Bullish	Bullish	-14.09	47000	1.55	47,014.70
12:39:19	609941	0		553048	0		-56893	0	Bearish	Bearish	-29.58	20950	0.91	20,938.85	12:39:19	885144	0		1369089	0		483945	0	Bullish	Bullish	-10.38	47000	1.55	47,009.90
12:40:20	617134	7193		550402	-2646	Long UW	-66732	-9839	Bearish	Bearish	-34.34	20950	0.89	20,941.55	12:40:20	887415	2271		1374710	5621		487295	3350	Bullish	Bullish	-20.92	47000	1.55	47,010.65
12:41:20	617134	0		550402	0		-66732	0	Bearish	Bearish	-29.47	20950	0.89	20,938.80	12:41:20	887415	0		1374710	0		487295	0	Bullish	Bullish	-21.46	47000	1.55	47,007.25
12:42:21	617134	0		550402	0		-66732	0	Bearish	Bearish	-35.33	20950	0.89	20,938.95	12:42:21	887418	3		1374710	0		487292	-3	Bullish	Bearish	-29.23	47000	1.55	

Nifty ATM	Nifty Spot	Nifty Pre CL	Nifty Open	Nifty High	Nifty Low	India VIX	Current Expiry	Exp High	21,070.70	64.60	Not Break	Resistanc	21000	BN ATM	BN Spot	BN Pre CL	BN Open	BN High	BN Low	India VIX	Friday		Exp High	47,102.60	-201.05	Breakout	Resistanc	47500	
20950	20,969.40	20901.15	20,934.10	21,006.10	20,862.70	12.47	2023-12-14	Exp Low	20,797.50	65.20	Not Break	Support	20900	47300	47,262.00	46,841.40	46,797.20	47,303.65	46,793.90	12.47			Exp Low	46,491.80	302.10	Not Break	Support	47000	
Time	Call COI (Bearish ▼)	Call COI (+▲-▼)	Short Covering	Put COI (Bullish ▲)	Put COI (+▲-▼)	Long UW	NET Oi	+▲-▼	Net Oi Signal	Price Action Signal	VWAP Diff	Strike	Nifty PCR	Nifty LTP	Time	Call COI (Bearish ▼)	Call COI (+▲-▼)	Short Covering	Put COI (Bullish ▲)	Put COI (+▲-▼)	Long Unwinding	NET Oi	+▲-▼	Net Oi Signal	Price Action Signal	VWAP Diff	Strike	BN PCR	BN LTP
13:06:50	694169	6550		502468	-13781	Long UW	-191701	-20331	Bearish	Bearish	-65.77	20900	0.72	20,905.10	13:06:50	951116	0		1321243	-33564	Long UW	370307	-33564	Bullish	Bearish	-168.60	46900	1.39	46,850.50
13:07:30	694169	0		502468	0		-191701	0	Bearish	Bearish	-65.77	20900	0.72	20,905.10	13:07:30	951116	0		1321243	0		370307	0	Bullish	Bearish	-168.60	46900	1.39	46,850.50
13:07:42	694169	0		502468	0		-191701	0	Bearish	Bearish	-65.77	20900	0.72	20,905.10	13:07:42	951116	0		1321243	0		370307	0	Bullish	Bearish	-168.60	46900	1.39	46,850.50
13:08:19	694169	0		502468	0		-191701	0	Bearish	Bearish	-65.77	20900	0.72	20,909.10	13:08:19	950575	-541		1321423	0		370848	541	Bullish	Bearish	-153.53	46900	1.39	46,902.65
13:09:20	694169	0		502468	0		-191701	0	Bearish	Bearish	-56.30	20900	0.72	20,909.25	13:09:20	950575	0		1321423	0		370848	0	Bullish	Bearish	-121.36	46900	1.39	46,904.65
13:10:20	706044	11875		502468	0		-203576	-11875	Bearish	Bearish	-53.09	20900	0.71	20,909.35	13:10:20	965882	15307		1318174	-3249	Long UW	352292	-18556	Bullish	Bearish	-105.77	46900	1.36	46,918.70
13:11:19	706044	0		503648	1180		-202396	1180	Bearish	Bearish	-58.43	20900	0.71	20,908.15	13:11:19	965882	0		1318174	0		352292	0	Bullish	Bearish	-119.59	46900	1.36	46,908.55
13:12:20	706044	0		503648	0		-202396	0	Bearish	Bearish	-57.37	20900	0.71	20,907.85	13:12:20	965882	0		1318174	0		352292	0	Bullish	Bearish	-120.35	46900	1.36	46,912.25
13:13:22	706044	0		507122	3474		-198922	3474	Bearish	Bearish	-55.24	20900	0.72	20,904.65	13:13:22	973633	7751		1322822	4648		349189	-3103	Bullish	Bearish	-124.83	46900	1.36	46,903.10
13:14:20	712562	6518		507122	0		-205440	-6518	Bearish	Bearish	-62.12	20900	0.71	20,906.90	13:14:20	973650	17		1322822	0		349172	-17	Bullish	Bearish	-110.88	46900	1.36	46,911.90
13:15:20	712562	0		507122	0		-205440	0	Bearish	Bullish	-46.57	20900	0.71	20,923.15	13:15:20	973650	0		1322822	0		349172	0	Bullish	Bullish	-73.10	46900	1.36	46,942.50
13:16:20	709369	-3193	Short C	498786	-8336	Long UW	-210583	-5143	Bearish	Bullish	-39.44	20900	0.7	20,922.15	13:16:20	973650	0		1322822	0		349172	0	Bullish	Bullish	-69.78	46900	1.36	46,943.90
13:17:20	709369	0		498786	0		-210583	0	Bearish	Bullish	-33.83	20900	0.7	20,919.55	13:17:20	966890	-6760	Short C	1320201	-2621	Long UW	353311	4139	Bullish	Bullish	-62.54	46900	1.37	46,947.85
13:18:20	709369	0		498786	0		-210583	0	Bearish	Bullish	-37.13	20900	0.7	20,918.30	13:18:20	966888	-3		1320201	0		353311	2	Bullish	Bullish	-77.30	46900	1.37	46,946.35
13:19:21	705107	-4262	Short C	498786	0		-206321	4262	Bearish	Bullish	-39.28	20900	0.71	20,919.45	13:19:21	967218	320		1335962	15761		368744	15431	Bullish	Bullish	-49.78	47000	1.38	46,959.85
13:20:19	705107	0		502014	3228		-203093	3228	Bearish	Bullish	-34.08	20950	0.71	20,928.90	13:20:19	967218	0		1335962	0		368744	0	Bullish	Bullish	-29.52	47000	1.38	46,972.50
13:21:21	705107	0		502014	0		-203093	0	Bearish	Bullish	-40.55	20900	0.71	20,921.30	13:21:21	967218	0		1335962	0		368744	0	Bullish	Bullish	-52.75	47000	1.38	46,970.35
13:22:21	711280	6173		503528	1514		-207752	-4659	Bearish	Bullish	-46.38	20900	0.71	20,915.90	13:22:21	967218	0		1345229	9267		378011	9267	Bullish	Bullish	-47.82	47000	1.39	46,956.05
13:23:21	711280	0		503528	0		-207752	0	Bearish	Bullish	-49.77	20900	0.71	20,912.60	13:23:21	969523	2305		1345229	0		375706	-2305	Bullish	Bullish	-47.25	46900	1.39	46,949.90
13:24:23	711280	0		503528	0		-207752	0	Bearish	Bullish	-47.28	20900	0.71	20,913.55	13:24:23	969523	0		1345229	0		375706	0	Bullish	Bullish	-56.62	47000	1.39	46,969.90
13:25:20	710573	-707		503528	0		-207045	707	Bearish	Bullish	-48.04	20900	0.71	20,911.35	13:25:20	969523	0		1357654	12425		388131	12425	Bullish	Bullish	-58.67	47000	1.4	46,960.45
13:26:19	710573	0		507753	4225		-202820	4225	Bearish	Bullish	-49.36	20900	0.71	20,912.60	13:26:19	967604	-1919	Short C	1357654	0		390050	1919	Bullish	Bullish	-46.65	47000	1.4	46,972.50
13:27:20	710573	0		507753	0		-202820	0	Bearish	Bullish	-50.90	20900	0.71	20,910.85	13:27:20	967604	0		1357654	0		390050	0	Bullish	Bullish	-49.62	47000	1.4	46,984.90
13:28:19	714529	3956		509192	1439		-205337	-2517	Bearish	Bearish	-48.82	20900	0.71	20,905.85	13:28:19	969659	2055		1357654	0		387995	-2055	Bullish	Bullish	-42.37	47000	1.4	46,964.00
13:29:20	714529	0		509192	0		-205337	0	Bearish	Bearish	-55.58	20900	0.71	20,902.65	13:29:20	969659	10		1358680	1026		389011	1016	Bullish	Bullish	-54.12	47000	1.4	46,967.35
13:30:22	714529	0		509192	0		-205337	0	Bearish	Bearish	-58.24	20900	0.71	20,894.25	13:30:22	969659	0		1358680	0		389011	0	Bullish	Bearish	-60.36	46900	1.4	46,942.15
13:31:20	714500	-29		509192	0		-205308	29	Bearish	Bearish	-64.44	20900	0.71	20,889.65	13:31:20	959494	-10175	Short C	1365763	7083		406269	17258	Bullish	Bearish	-72.09	46900	1.42	46,945.90
13:32:20	714500	0		511634	2442		-202866	2442	Bearish	Bearish	-64.54	20900	0.72	20,890.35	13:32:20	959475	-19		1365763	0		406288	19	Bullish	Bearish	-66.06	46900	1.42	46,945.50
13:33:19	714500	0		511634	0		-202866	0	Bearish	Bearish	-58.30	20900	0.72	20,895.90	13:33:19	959475	0		1365763	0		406288	0	Bullish	Bearish	-70.35	47000	1.42	46,959.95
13:34:20	726239	11739		515130	3496		-211109	-8243	Bearish	Bearish	-54.38	20900	0.71	20,903.00	13:34:20	959475	0		1365763	0		406288	0	Bullish	Bearish	-64.88	47000	1.42	46,961.95
13:35:19	726306	67		515130	0		-211176	-67	Bearish	Bearish	-48.47	20900	0.71	20,906.20	13:35:19	957821	-1654	Short C	1373851	8088		416030	9742	Bullish	Bullish	-14.57	47000	1.43	46,999.45
13:36:20	726306	0		515130	0		-211176	0	Bearish	Bearish	-40.00	20900	0.71	20,908.25	13:36:20	957821	0		1373851	0		416030	0	Bullish	Bullish	9.29	47000	1.43	47,001.65
13:37:20	726306	0		505015	-10115	Long UW	-221291	-10115	Bearish	Bearish	-40.76	20900	0.7	20,908.90	13:37:20	944441	-13380	Short C	1356491	-17360	Long UW	412050	-3980	Bullish	Bullish	8.42	47000	1.44	47,002.55
13:38:21	725585	-721		505015	0		-220570	721	Bearish	Bearish	-43.38	20900	0.7	20,910.65	13:38:21	944425	-16		1356491	0		412066	16	Bullish	Bullish	5.15	47000	1.44	47,016.40
13:39:19	725585	0		505015	0		-220570	0	Bearish	Bearish	-53.50	20900	0.7	20,898.20	13:39:19	944425	0		1356491	0		412066	0	Bullish	Bullish	-15.55	47000	1.44	46,992.50
13:40:20	724160	-1425	Short C	505015	0		-219145	1425	Bearish	Bearish	-68.28	20900	0.7	20,887.85	13:40:20	944425	0		1356491	0		412066	0	Bullish	Bearish	-45.56	47000	1.44	46,967.60
13:41:19	724160	0		504822	-193		-219338	-193	Bearish	Bearish	-72.53	20900	0.7	20,883.85	13:41:19	933648	-10777	Short C	1349495	-6996	Long UW	415847	3781	Bullish	Bearish	-51.24	47000	1.45	46,957.15
13:42:20	724160	0		504822	0		-219338	0	Bearish	Bearish	-72.28	20900	0.7	20,884.20	13:42:20	933648	0		1349495	0		415847	0	Bullish	Bearish	-59.37	47000	1.45	46,956.95
13:43:20	724160	0		492151	-12671	Long UW	-232009	-12671	Bearish	Bearish	-76.32	20900	0.68	20,880.45	13:43:20	933600	-48		1352580	3085		418980	3133	Bullish	Bullish	-48.40	47000	1.45	46,962.90
13:44:59	730375	6215		492151	0		-238224	-6215	Bearish	Bearish	-81.53	20850	0.67	20,872.65	13:44:59	932392	-1208	Short C	1352580	0		420188	1208	Bullish	Bearish	-65.17	46900	1.45	46,939.95
13:45:19	730375	0		492151	0		-238224	0	Bearish	Bearish	-81.53	20850	0.67	20,872.65	13:45:19	932392	0		1352580	0		420188	0	Bullish	Bearish	-65.17	46900	1.45	46,939.95
13:46:19	730375	0		482569	-9582	Long UW	-247806	-9582	Bearish	Bearish	-89.90	20850	0.66	20,872.05	13:46:19	930049	-2343	Short C	1339395	-13185	Long UW								

Nifty ATM	Nifty Spot	Nifty Pre C	Nifty Open	Nifty High	Nifty Low	India VIX	Current Expiry	Exp High	21,070.70	64.60	Not Break	Resistanc	21000	BN ATM	BN Spot	BN Pre CL	BN Open	BN High	BN Low	India VIX	Friday	Exp High	47,102.60	-201.05	Breakout	Resistanc	47500		
20950	20,969.40	20901.15	20,934.10	21,006.10	20,862.70	12.47	2023-12-14	Exp Low	20,797.50	65.20	Not Break	Support	20900	47300	47,262.00	46,841.40	46,797.20	47,303.65	46,793.90	12.47	47300	Exp Low	46,491.80	302.10	Not Break	Support	47000		
Time	Call COI (Bearish ▼)	Call COI (+▲▼)	Short Covering	Put COI (Bullish ▲)	Put COI (+▲▼)	Long UW	NET Oi	+▲▼	Net Oi Signal	Price Action Signal	VWAP Diff	Strike	Nifty PCR	Nifty LTP	Time	Call COI (Bearish ▼)	Call COI (+▲▼)	Short Covering	Put COI (Bullish ▲)	Put COI (+▲▼)	Long Unwinding	NET Oi	+▲▼	Net Oi Signal	Price Action Signal	VWAP Diff	Strike	BN PCR	BN LTP
14:07:20	759085	-3874	Short C	483408	-2805	Long UW	-275677	1069	Bearish	Bullish	-47.47	20900	0.64	20,903.60	14:07:20	938882	-4178	Short C	1324339	2439		385457	6617	Bullish	Bullish	-12.42	47000	1.41	47,000.15
14:08:20	759085	0		483408	0		-275677	0	Bearish	Bullish	-47.47	20900	0.64	20,909.35	14:08:20	937858	-1024	Short C	1324339	0		386481	1024	Bullish	Bullish	-7.30	47000	1.41	47,006.80
14:08:49	759085	0		483408	0		-275677	0	Bearish	Bullish	-36.94	20900	0.64	20,915.70	14:08:49	937858	0		1324339	0		386481	0	Bullish	Bullish	-7.30	47000	1.41	47,010.20
14:09:29	759085	0		483408	0		-275677	0	Bearish	Bullish	-36.94	20900	0.64	20,915.70	14:09:29	937858	0		1324339	0		386481	0	Bullish	Bullish	-7.30	47000	1.41	47,010.20
14:09:50	759085	0		483408	0		-275677	0	Bearish	Bullish	-33.40	20900	0.64	20,913.90	14:09:50	937490	-368		1330382	6043		392892	6411	Bullish	Bullish	7.50	47000	1.42	47,014.05
14:10:20	759085	0		483408	0		-275677	0	Bearish	Bullish	-33.40	20900	0.64	20,913.90	14:10:20	937490	0		1330382	0		392892	0	Bullish	Bullish	7.50	47000	1.42	47,014.05
14:11:20	740776	-18309	Short C	482844	-564		-257932	17745	Bearish	Bullish	-33.54	20900	0.65	20,910.30	14:11:20	937490	0		1330382	0		392892	0	Bullish	Bullish	7.74	47000	1.42	47,011.45
14:12:20	740776	0		482844	0		-257932	0	Bearish	Bullish	-40.50	20900	0.65	20,901.95	14:12:20	937490	0		1330382	0		392892	0	Bullish	Bullish	-15.39	47000	1.42	46,991.95
14:13:20	726492	-14284	Short C	480804	-2040	Long UW	-245688	12244	Bearish	Bullish	-47.39	20900	0.66	20,907.00	14:13:20	930606	-6884	Short C	1330382	0		399776	6884	Bullish	Bullish	-25.01	47000	1.43	46,996.75
14:14:21	726492	0		480804	0		-245688	0	Bearish	Bullish	-35.53	20900	0.66	20,908.80	14:14:21	930765	159		1332186	1804		401421	1645	Bullish	Bullish	-5.10	47000	1.43	46,999.80
14:15:20	726492	0		480804	0		-245688	0	Bearish	Bullish	-33.43	20900	0.66	20,911.20	14:15:20	930765	0		1332186	0		401421	0	Bullish	Bullish	3.05	47000	1.43	47,009.80
14:16:19	726492	0		481246	442		-245246	442	Bearish	Bullish	-30.46	20900	0.66	20,913.95	14:16:19	932959	2194		1335337	3151		402378	957	Bullish	Bullish	7.75	47000	1.43	47,006.20
14:17:21	726503	11		481246	0		-245257	-11	Bearish	Bullish	-35.93	20900	0.66	20,914.20	14:17:21	932959	0		1335337	0		402378	0	Bullish	Bullish	-1.45	47000	1.43	47,009.15
14:18:20	726503	0		481246	0		-245257	0	Bearish	Bullish	-31.79	20900	0.66	20,910.75	14:18:20	932959	0		1335337	0		402378	0	Bullish	Bearish	-6.11	47000	1.43	46,995.20
14:19:19	728681	2178		481246	0		-247435	-2178	Bearish	Bearish	-38.27	20900	0.66	20,908.60	14:19:19	931081	-1878	Short C	1343487	7340		411596	9218	Bullish	Bearish	-20.90	47000	1.44	46,985.60
14:20:20	728681	0		485477	4231		-243204	4231	Bearish	Bearish	-33.73	20900	0.67	20,913.40	14:20:20	931070	-11		1343487	810		412417	821	Bullish	Bearish	-12.24	47000	1.44	46,989.65
14:21:20	728681	0		485477	0		-243204	0	Bearish	Bullish	-37.03	20900	0.67	20,912.25	14:21:20	931070	0		1343487	0		412417	0	Bullish	Bearish	-22.23	47000	1.44	46,966.70
14:22:20	727625	-1056	Short C	488264	2787		-239361	3843	Bearish	Bearish	-39.89	20900	0.67	20,902.80	14:22:20	931070	0		1343487	0		412417	0	Bullish	Bearish	-30.21	47000	1.44	46,953.95
14:23:20	727625	0		488264	0		-239361	0	Bearish	Bearish	-39.18	20900	0.67	20,911.10	14:23:20	934204	3134		1348114	4627		413910	1493	Bullish	Bearish	-41.02	46900	1.44	46,947.90
14:24:20	727625	0		488264	0		-239361	0	Bearish	Bullish	-35.28	20900	0.67	20,911.75	14:24:20	934204	0		1348114	0		413910	0	Bullish	Bearish	-32.86	47000	1.44	46,962.45
14:25:20	727062	-563		492805	4541		-234257	5104	Bearish	Bullish	-34.10	20900	0.68	20,909.35	14:25:20	931056	-3148	Short C	1347639	-475		416583	2673	Bullish	Bearish	-7.95	47000	1.45	46,981.85
14:26:21	727062	0		492805	0		-234257	0	Bearish	Bearish	-35.03	20900	0.68	20,906.80	14:26:21	931056	0		1347639	0		416583	0	Bullish	Bearish	-10.49	47000	1.45	46,980.10
14:27:22	727062	0		492805	0		-234257	0	Bearish	Bearish	-39.42	20900	0.68	20,901.25	14:27:22	931056	0		1347639	0		416583	0	Bullish	Bearish	-10.98	47000	1.45	46,993.00
14:28:19	736533	9471		492355	-450		-244178	-9921	Bearish	Bearish	-41.15	20900	0.67	20,904.25	14:28:19	931056	0		1347639	0		416583	0	Bullish	Bearish	-6.97	47000	1.45	46,993.65
14:29:19	736533	0		492355	0		-244178	0	Bearish	Bearish	-43.41	20900	0.67	20,903.10	14:29:19	938497	7441		1348386	747		409889	-6694	Bullish	Bearish	-10.91	47000	1.44	46,990.05
14:30:21	736533	0		492355	0		-244178	0	Bearish	Bearish	-45.92	20900	0.67	20,900.20	14:30:21	938497	0		1348386	0		409889	0	Bullish	Bearish	-5.95	47000	1.44	46,988.80
14:31:19	741245	4712		491169	-118	Long UW	-250076	-5898	Bearish	Bearish	-40.60	20900	0.66	20,904.75	14:31:19	938497	0		1350068	1682		411571	1682	Bullish	Bullish	-0.45	47000	1.44	47,000.55
14:32:19	741245	0		491198	29		-250047	29	Bearish	Bearish	-36.22	20900	0.66	20,905.70	14:32:19	935687	-2810	Short C	1350068	0		414381	2810	Bullish	Bullish	-4.95	47000	1.44	46,997.95
14:33:19	741245	0		491198	0		-250047	0	Bearish	Bearish	-33.79	20900	0.66	20,912.15	14:33:19	935685	-2		1350068	0		414383	2	Bullish	Bullish	7.04	47000	1.44	47,006.30
14:34:19	741245	0		491198	0		-250047	0	Bearish	Bearish	-35.32	20900	0.66	20,909.40	14:34:19	936951	1266		1344773	-2355	Long UW	410762	-3621	Bullish	Bullish	-7.56	47000	1.44	46,988.15
14:35:20	734169	-7076	Short C	490040	-1158	Long UW	-244129	5918	Bearish	Bullish	-32.38	20900	0.67	20,911.10	14:35:20	936951	0		1343807	-3906	Long UW	406856	-3906	Bullish	Bullish	1.65	47000	1.43	46,999.90
14:36:20	734169	0		490040	0		-244129	0	Bearish	Bullish	-35.38	20900	0.67	20,913.90	14:36:20	936951	0		1343807	0		406856	0	Bullish	Bullish	-10.95	47000	1.43	47,002.25
14:37:19	726169	-8000	Short C	485182	-4858	Long UW	-240987	3142	Bearish	Bullish	-21.90	20900	0.67	20,918.10	14:37:19	932407	-4544	Short C	1343807	0		411400	4544	Bullish	Bullish	22.99	47000	1.44	47,007.10
14:38:20	726169	0		485182	0		-240987	0	Bearish	Bullish	-23.19	20900	0.67	20,921.50	14:38:20	932427	20		1339639	-4168	Long UW	407212	-4188	Bullish	Bullish	19.91	47000	1.44	47,020.65
14:39:19	726169	0		485182	0		-240987	0	Bearish	Bullish	-17.23	20900	0.67	20,924.00	14:39:19	932418	-9		1339639	0		407221	9	Bullish	Bullish	47.28	47000	1.44	47,035.85
14:40:22	726169	0		485182	0		-240987	0	Bearish	Bullish	-13.19	20900	0.67	20,924.80	14:40:22	932418	0		1339639	0		407221	0	Bullish	Bullish	61.00	47100	1.44	47,050.65
14:41:21	708472	-17697	Short C	484506	-676		-223966	17021	Bearish	Bullish	-12.14	20950	0.68	20,927.45	14:41:21	909319	-23099	Short C	1346890	7251		437571	30350	Bullish	Bullish	75.01	47100	1.48	47,050.60
14:42:20	708472	0		484506	0		-223966	0	Bearish	Bullish	-12.10	20950	0.68	20,926.75	14:42:20	909319	0		1346890	0		437571	0	Bullish	Bullish	78.46	47000	1.48	47,043.05
14:43:20	708472	0		487227	2721		-221245	2721	Bearish	Bullish	-8.18	20950	0.69	20,932.50	14:43:20	879502	-29817	Short C	1355850	8960		476348	38777	Bullish	Bullish	79.09	47100	1.54	47,053.40
14:44:20	692792	-15680	Short C	487227	0		-205565	15680	Bearish	Bullish	-3.15	20950	0.7	20,930.40	14:44:20	879435	-67		1355850	0		476415	67	Bullish	Bullish	76.11	47000	1.54	47,048.50
14:45:23	692792	0		487227	0		-205565	0	Bearish	Bullish	0.96	20950	0.7	20,934.40	14:45:23	879435	0		1355850	0		476415	0	Bullish	Bullish	85.71	47000	1.54	47,071.55
14:46:20	675674	-17118	Short C	495190	7963		-180484	25081	Bearish	Bullish	0.96	20950	0.73	20,934.65	14:46:20	879435	0		1355850	0		476415	0	Bullish	Bullish	90.70	47100	1.54	47,068.35
14:47:21	675674	0		495190	0	</																							

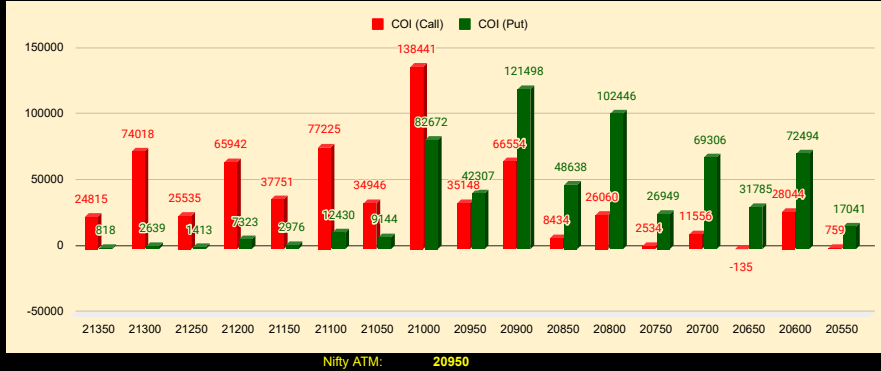


Nifty ATM	Nifty LTP	Nifty Pre Cl	Nifty Open	Nifty High	Nifty Low	India VIX	Select Expiry	Exp High	21,070.70	64.60	Not Break	BN ATM	BN LTP	BN Pre CL	BN Open	BN High	BN Low	India VIX	Friday	Exp High	47,102.60	-201.05	Breakout		
20950	20,969.40	20901.15	20,934.10	21,006.10	20,862.70	12.47	2023-12-14	Exp Low	20,797.50	65.20	Not Break	47300	47,262.00	46841.4	46,797.20	47,303.65	46,793.90	12.47		Exp Low	46,491.80	302.10	Not Break		
Call Time Value	Call OI	COI (Call)	Call Volume	OI Change	Call LTP	STRIKE	Put LTP	OI Change	Put Volume	COI (Put)	Put OI	Put Time Value	Call Time Value	Call OI	COI (Call)	Call Volume	OI Change	Call LTP	STRIKE	Put LTP	OI Change	Put Volume	COI (Put)	Put OI	Put Time Value
17.60	24815	24815	592382	0	OTM 17.6	21350	ITM 335.9	0	2956	818	818	0.00	213.15	38068	25507	2099443	0	OTM 213.15	47600	ITM 335.85	0	68136	260	1048	0.00
23.40	74510	74018	1072103	0	OTM 23.4	21300	ITM 292.5	0	24055	2639	2639	0.00	269.00	171888	171051	4355087	0	OTM 269	47500	ITM 293.8	0	462516	37432	37432	55.80
31.00	25722	25535	648846	0	OTM 31	21250	ITM 252	0	14453	1413	1413	0.00	324.20	30019	10738	2665211	0	OTM 324.2	47400	ITM 246.85	0	393505	1070	2598	108.85
41.85	66411	65942	1402395	0	OTM 41.85	21200	ITM 213	0	117666	7323	7323	0.00	380.00	41779	12588	3359200	0	ATM 380	47300	ATM 205	0	1028260	988	4710	167.00
55.85	37982	37751	999403	0	OTM 55.85	21150	ITM 176.7	0	97269	2976	2976	0.00	376.35	60458	14613	4990594	0	ITM 438.3	47200	OTM 164.8	0	2228199	3832	10102	164.80
72.00	77600	77225	1864071	0	OTM 72	21100	ITM 141.9	0	459649	12430	12430	11.35	358.00	61080	61080	5083627	0	ITM 520	47100	OTM 135.8	0	3266049	83998	83998	135.80
93.50	35124	34946	1440104	0	OTM 93.5	21050	ITM 113	0	544527	9144	9144	32.40	333.00	108719	105949	7382470	0	ITM 595	47000	OTM 113	0	6646643	229831	229831	113.00
117.50	143075	138441	3712623	0	OTM 117.5	21000	ITM 88.5	0	2927442	82672	82696	57.90	309.80	41029	41029	3270205	0	ITM 671.8	46900	OTM 93.5	0	3926269	86792	86792	93.50
128.60	35345	35148	1892076	0	ATM 148	20950	ATM 68.35	0	2116325	42307	42307	68.35	295.00	29057	29057	2033320	0	ITM 757	46800	OTM 80.65	0	3628327	121628	121628	80.65
111.25	67409	66554	2012808	0	ITM 180.65	20900	OTM 52.25	0	3185338	121498	121500	52.25	286.25	22646	22518	693696	0	ITM 848.2	46700	OTM 67	0	2549255	78976	78976	67.00
98.90	8736	8434	370173	0	ITM 218.3	20850	OTM 39.95	0	1359843	48638	48638	39.95	262.00	16116	16034	283126	0	ITM 924	46600	OTM 55	0	1972524	85057	85057	55.00
89.30	27886	26060	375293	0	ITM 258.7	20800	OTM 29.65	0	1896694	102446	102446	29.65	261.80	26120	22853	426442	0	ITM 1023.3	46500	OTM 46.5	0	2965007	139994	139994	46.50
82.40	2942	2534	45700	0	ITM 301.8	20750	OTM 22.35	0	768713	26949	26949	22.35	253.00	5887	5816	65231	0	ITM 1115	46400	OTM 41	0	1702987	70537	70537	41.00
76.60	14044	11556	62509	0	ITM 346	20700	OTM 17.2	0	1134285	69306	69306	17.20	248.00	5033	4747	38142	0	ITM 1210	46300	OTM 35	0	1242815	47447	47447	35.00
72.90	1004	-135	5837	0	ITM 392.3	20650	OTM 13.35	0	539748	31785	31785	13.35	242.30	5133	4509	15649	0	ITM 1304.3	46200	OTM 30.85	0	1177031	55110	55110	30.85
70.80	32064	28044	20738	0	ITM 440.2	20600	OTM 10.5	0	730526	72494	72544	10.50	233.05	2430	2051	6093	0	ITM 1395.3	46100	OTM 25.5	0	899580	49069	49069	25.50
67.95	2215	759	3489	0	ITM 487.38	20550	OTM 9.3	0	394190	17041	17041	9.30	231.85	17928	6750	47690	0	ITM 1493.3	46000	OTM 23	0	1952929	133718	134388	23.00
	676884	427093								449060	651955			683390	556890								1225739	1238717	
15:33						08-Dec-2023 15:33:32	NIFTY NET OI		21967		Nifty50 PCR :	1.05	15:33						08-Dec-2023 15:33:32	BN NET OI		668849		Bank Nifty PCR :	2.2

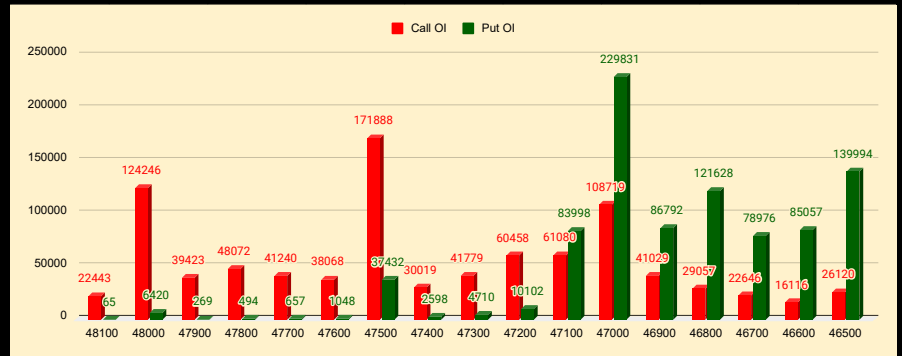
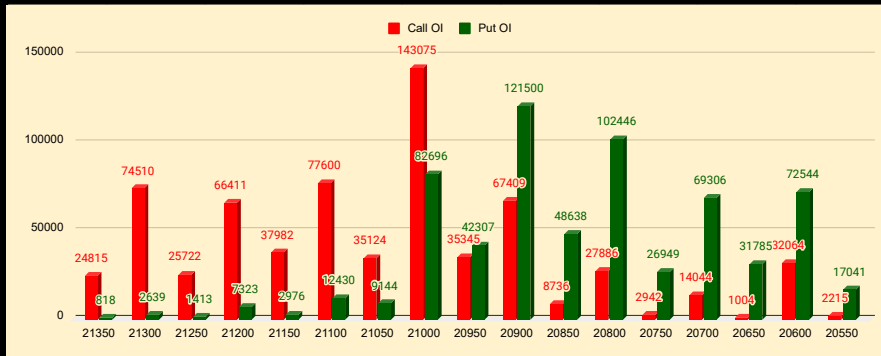
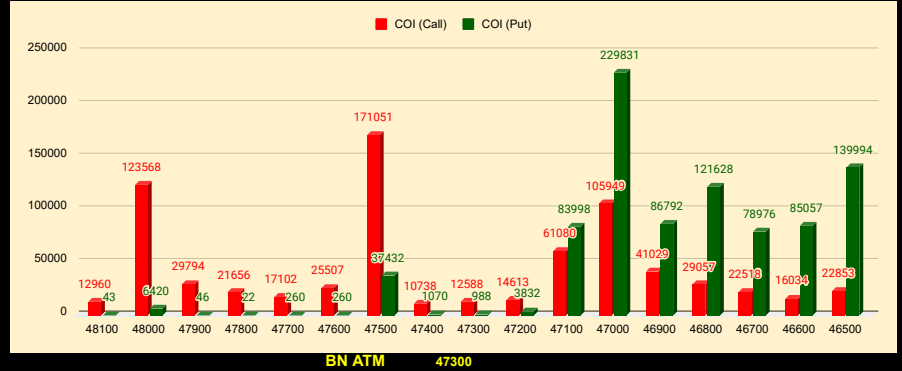
**NIFTY 50**

**BANK NIFTY**

08-Dec-2023 15:33:37 Friday



08-Dec-2023 15:33:37 Friday



## Golden Rules using OiDeer

### Avoid Signals of VWAP difference below 9-10 Points

9-10 प्वाइंट से नीचे VWAP अंतर के सिग्नल से बचें

**PCR above 2 Strong Bullish & PCR Below 0.50 is Strong Bearish. If Call COI is negative then it will show 100 PCR and If Put COI is negative then it will show 0 PCR**

PCR २ के ऊपर Strong बुलिश और PCR ०.५० के निचे स्ट्रॉंग बिअरिश। यदि कॉल COI नेगेटिव है तो यह 100 PCR दिखाएगा और यदि COI पुट नकारात्मक है तो यह 0 PCR दिखाएगा

**Rule 1) Both Nifty and Bank Nifty Oi data should be in same direction. If One is Negative and other is positive then Avoid Trade because कौन किसको अपनी तरफ खिंचेगा ये केह नहीं सकते. Let Both Nifty and BN Oi data in Same direction then look for any Opportunity.**

नियम 1) निफ्टी और बैंक निफ्टी दोनों डेटा एक ही दिशा में होने चाहिए। यदि एक नकारात्मक है और दूसरा सकारात्मक है तो व्यापार से बचें क्योंकि कौन किसको अपनी तरफ खिंचेगा ये केह नहीं सकते। निफ्टी और बीएन ओआई डेटा दोनों को एक ही दिशा में जाने दें और फिर किसी अवसर की तलाश करें।

**Rule 2) Safe traders can wait for All Three Singals become Same color. If all Three Signals are not Same then Please Avoide Trade.**

नियम 2) सुरक्षित ट्रेडर तीनों सिग्नल के एक ही रंग में आने का इंतजार कर सकते हैं। यदि तीनों संकेत समान नहीं हैं तो कृपया व्यापार से बचें।

**Rule 3) Any upside movement should be supported by short Covering and any downside movement should be supported by Long unwinding.**

नियम 3) किसी भी ऊपर की गतिविधि को शॉर्ट कवरींग द्वारा समर्थित किया जाना चाहिए और किसी भी नकारात्मक गतिविधि को लॉन्ग अनवाइंडिंग द्वारा समर्थित किया जाना चाहिए।

**Rule 4) if Oi data is Negative (Oi data below red line) and if market already given big downside movement, then please wait till market to Go Up near VWAP and Return then Buy Put PE with SL above VWAP. (VWAP Difference below 10 is best for taking Position)**

नियम 4) यदि Oi डेटा नकारात्मक है (लाल रेखा के नीचे Oi डेटा) और यदि बाजार में पहले से ही बड़ी गिरावट है, तो कृपया VWAP के पास बाजार के ऊपर जाने तक प्रतीक्षा करें और फिर VWAP के ऊपर SL के साथ PE खरीदें। (VWAP अंतर 10 से कम स्थिति लेने के लिए सबसे अच्छा है)

**Rule 5) if Oi is Positive (Oi data above red line) and if market already given big upside movement then wait for market to come down near VWAP and go up then Buy Call CE with SL below VWAP. (VWAP Difference below 10 is best for taking Position)**

नियम 5) यदि Oi धनात्मक है (लाल रेखा के ऊपर Oi डेटा) और यदि बाजार में पहले से ही बड़ी तेजी है तो बाजार के VWAP के पास नीचे आने और ऊपर जाने की प्रतीक्षा करें, फिर VWAP के नीचे SL के साथ कॉल CE खरीदें। (VWAP अंतर 10 से कम स्थिति लेने के लिए सबसे अच्छा है)

**Rule 6) In Reversal Case, Take Trade on the Basis of Price Action and VWAP Signal because Net Oi Signal Come Latter.**

नियम 6) रिवर्सल केस में, प्राइस एक्शन और VWAP सिग्नल के आधार पर Trade लें क्योंकि नेट Oi सिग्नल बाद में आते हैं।

**Rule 7) When your target is done of 40-50 points, Close your PC/laptop and don't look back to Market and Enjoy the day. (निफ्टी बुलाती है मगर जानेका नहीं)**

नियम 7) जब आपका लक्ष्य 40-50 अंक का हो जाए, तो अपना पीसी/लैपटॉप बंद कर दें और बाजार की ओर मुड़कर न देखें और दिन का आनंद लें। (निफ्टी बुलाती है मगर जानेका नहीं)

**Rule 8) Do not try to catch every movement. Do not Overtrade.**

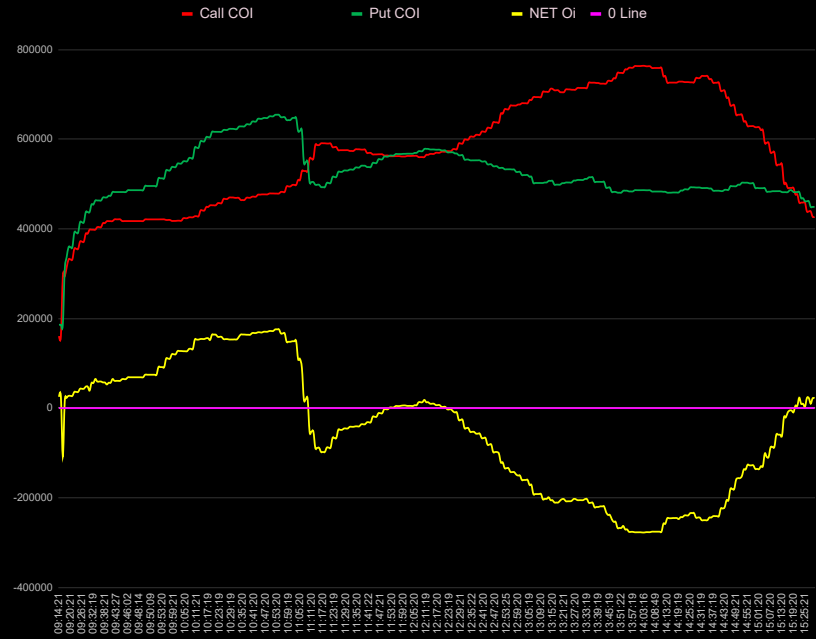
नियम 8) हर Movement को पकड़ने की कोशिश न करें। ओवरट्रेड न करें।

**Wish you Happy Trading Day 👍**

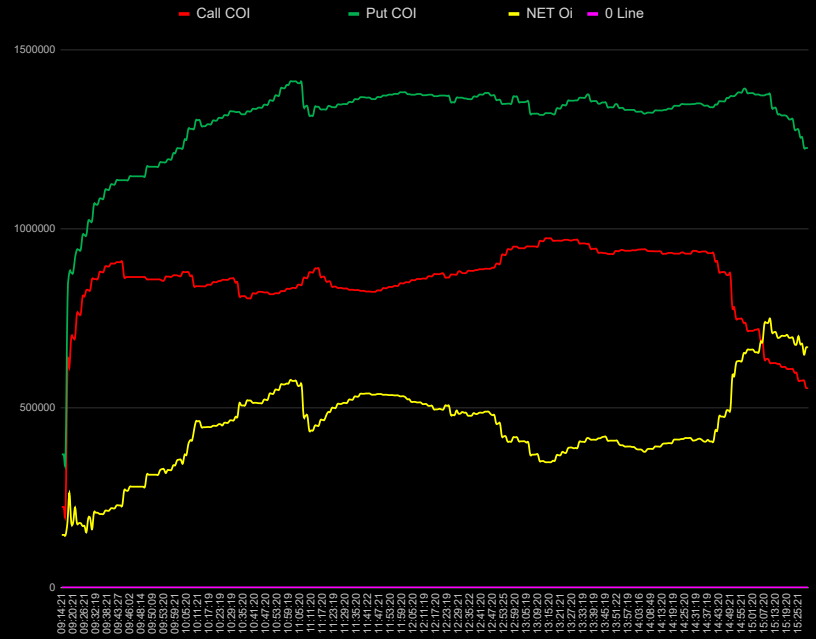
**आपको ट्रेडिंग दिवस की शुभकामनाएं 👍**



**- Team OiDeer**



### NIFTY 50







### BANK NIFTY



Nifty ATM	Nifty Spot	Nifty Pre CL	Nifty Open	Nifty High	Nifty Low	India VIX	Current Expiry	Exp High	21,070.70	64.60	Not Break	Resistanc	21000	BN ATM	BN Spot	BN Pre CL	BN Open	BN High	BN Low	India VIX	Friday		Exp High	47,102.60	-201.05	Breakout	Resistanc	47500
20960	20,969.40	20901.15	20,934.10	21,006.10	20,862.70	12.47	2023-12-14	Exp Low	20,797.50	65.20	Not Break	Support	20900	47300	47,262.00	46,841.40	46,797.20	47,303.65	46,793.90	12.47			Exp Low	46,491.80	302.10	Not Break	Support	47000
Time	Call COI (Bearish ▼)	Call COI (+▲▼)	Short Covering	Put COI (Bullish ▲)	Put COI (+▲▼)	Long UW	NET Oi	+▲▼	Net Oi Signal	Price Action Signal		Nifty PCR	Nifty LTP	Time	Call COI (Bearish ▼)	Call COI (+▲▼)	Short Covering	Put COI (Bullish ▲)	Put COI (+▲▼)	Long Unwinding	NET Oi	+▲▼	Net Oi Signal	Price Action Signal		BN PCR	BN LTP	
09:15:53	293895	0		186090	0		-107805	0	Bearish	Wait		0.63	20,948.45	09:15:53	224468	0		370929	0		146461	0	Bullish	Wait		1.65	46,907.60	
09:20:54	331915	38020		359295	173205		27380	135185	Bullish	Wait		1.08	20,947.15	09:20:54	696763	472295		919703	548774		222940	76479	Bullish	Wait		1.32	46,875.15	
09:25:51	371615	39700		414845	55550		43230	15850	Bullish	Wait		1.12	20,963.15	09:25:51	811604	114841		982742	63039		171138	-51802	Bullish	Wait		1.21	46,941.25	
09:30:51	398261	26646		454473	39628		56212	12982	Bullish	Bullish		1.14	20,954.55	09:30:51	860122	48518		1068279	85537		208157	37019	Bullish	Bullish		1.24	46,921.05	
09:35:51	403989	5728		463374	8901		59385	3173	Bullish	Bullish		1.15	20,955.30	09:35:51	879583	19461		1084304	16025		204721	-3436	Bullish	Bullish		1.23	46,917.35	
09:40:52	417323	13334		474053	10679		56730	-2655	Bullish	Bearish		1.14	20,960.25	09:40:52	903314	23731		1123901	39597		220587	15866	Bullish	Bearish		1.24	46,931.80	
09:48:18	417494	171		486399	12346		68905	12175	Bullish	Bullish		1.17	20,973.75	09:48:18	865750	-37564	Short C	1146667	22766		280917	60330	Bullish	Bullish		1.32	47,004.20	
09:48:48	421227	3733		495793	9394		74566	5661	Bullish	Bullish		1.18	20,975.20	09:48:48	859129	-6621	Short C	1173407	26740		314278	33361	Bullish	Bullish		1.37	46,993.70	
09:49:26	421227	0		495793	0		74566	0	Bullish	Bullish		1.18	20,975.20	09:49:26	859129	0		1173407	0		314278	0	Bullish	Bullish		1.37	46,993.70	
09:49:46	421227	0		495793	0		74566	0	Bullish	Bullish		1.18	20,975.20	09:49:46	859129	0		1173407	0		314278	0	Bullish	Bearish		1.37	46,993.70	
09:50:51	421227	0		512881	17088		91654	17088	Bullish	Bullish		1.22	20,982.85	09:50:51	859129	0		1185687	12280		326558	12280	Bullish	Bullish		1.38	47,023.70	
09:56:02	419959	-1268	Short C	530485	17604		110526	18872	Bullish	Bullish		1.26	20,988.95	09:56:02	866742	7613		1193775	8088		327033	475	Bullish	Bullish		1.38	47,049.50	
10:00:51	418329	-1630	Short C	545792	15902		127463	16937	Bullish	Bullish		1.3	20,992.00	10:00:51	868519	1777		1224704	30929		356185	29152	Bullish	Bullish		1.41	47,063.75	
10:05:52	423852	5523		550881	5089		127029	-434	Bullish	Bullish		1.3	20,995.65	10:05:52	879369	10850		1249240	24536		369871	13686	Bullish	Bullish		1.42	47,093.90	
10:10:52	428288	4436		581283	30402		152995	25966	Bullish	Bearish		1.36	20,978.25	10:10:52	840089	-39280	Short C	1303024	53784		462935	93064	Bullish	Bullish		1.55	47,057.05	
10:15:52	448930	20642		604903	23620		155973	2978	Bullish	Bearish		1.35	20,991.10	10:15:52	844402	4313		1291727	-11297	Long UW	447325	-15610	Bullish	Bullish		1.53	47,099.75	
10:20:52	452672	3742		616663	11760		163991	8018	Bullish	Bearish		1.36	20,982.70	10:20:52	851382	6980		1301214	10397		450742	3417	Bullish	Bullish		1.53	47,095.45	
10:25:48	466775	14103		620806	4143		154031	-9960	Bullish	Bullish		1.33	20,982.50	10:25:48	857973	6591		1317065	14941		459092	8350	Bullish	Bullish		1.54	47,078.25	
10:30:50	469288	2513		622686	1880		153398	-633	Bullish	Bullish		1.33	20,999.50	10:30:50	850055	-7918	Short C	1325994	8929		475939	16847	Bullish	Bullish		1.56	47,146.70	
10:35:52	464481	-4807	Short C	628727	6041		162446	10848	Bullish	Bullish		1.35	20,992.30	10:35:52	812308	-37747	Short C	1319931	-6063	Long UW	507623	31684	Bullish	Bearish		1.62	47,093.35	
10:40:51	471928	7447		639570	10843		167642	3396	Bullish	Bullish		1.36	20,987.10	10:40:51	819827	7519		1334733	14802		514906	7283	Bullish	Bullish		1.63	47,108.60	
10:45:53	477018	5090		647562	7992		170544	2902	Bullish	Bearish		1.36	20,995.00	10:45:53	822712	2885		1346168	11435		523456	8550	Bullish	Bullish		1.64	47,160.45	
10:50:52	479057	2039		651209	3647		172152	1608	Bullish	Bearish		1.36	20,987.60	10:50:52	817955	-4757	Short C	1358182	12014		540227	16771	Bullish	Bullish		1.66	47,103.25	
10:55:52	482547	3490		649334	-1875	Long UW	166787	-5365	Bullish	Bearish		1.35	20,980.45	10:55:52	826509	8554		1392611	34429		566102	25875	Bullish	Bearish		1.68	47,089.60	
11:00:52	498176	15629		647460	-1874	Long UW	149284	-17503	Bullish	Bearish		1.3	20,971.85	11:00:52	835418	8909		1411430	18819		576012	9910	Bullish	Bearish		1.69	47,061.30	
11:05:52	529198	31022		618715	-28745	Long UW	89517	-59767	Bullish	Bearish		1.17	20,952.35	11:05:52	843966	8548		1406537	-4893	Long UW	562571	-13441	Bullish	Bearish		1.67	46,967.40	
11:10:49	556887	27689		504530	-114185	Long UW	-52357	-141874	Bearish	Bearish		0.91	20,937.70	11:10:49	878562	34596		1316520	-90017	Long UW	437958	-124613	Bullish	Bearish		1.5	46,972.40	
11:15:52	591048	34161		493273	-11257	Long UW	-97775	-45418	Bearish	Bearish		0.83	20,955.50	11:15:52	866265	-12297	Short C	1333370	16850		467105	29147	Bullish	Bullish		1.54	47,077.75	
11:20:52	590523	-525		502513	9240		-88010	9765	Bearish	Bullish		0.85	20,967.20	11:20:52	853235	-13030	Short C	1342417	9047		489182	22077	Bullish	Bullish		1.57	47,118.60	
11:25:52	575662	-14861	Short C	527277	24764		-48385	39625	Bearish	Bullish		0.92	20,965.60	11:25:52	835287	-17948	Short C	1347016	4599		511729	22547	Bullish	Bullish		1.61	47,095.40	
11:30:52	574001	-1661	Short C	532412	5135		-41589	6796	Bearish	Bullish		0.93	20,963.50	11:30:52	830204	-5083	Short C	1353908	6892		523704	11975	Bullish	Bullish		1.63	47,088.20	
11:35:51	577631	3630		536982	4570		-40649	940	Bearish	Bearish		0.93	20,965.50	11:35:51	829402	-802		1361731	7823		532329	8625	Bullish	Bearish		1.64	47,088.15	
11:40:52	569607	-8024	Short C	538089	1107		-31518	9131	Bearish	Bullish		0.94	20,975.60	11:40:52	825371	-4031	Short C	1366199	4468		540828	8499	Bullish	Bearish		1.66	47,069.70	
11:45:51	566250	-3357	Short C	547070	8981		-19180	12338	Bearish	Bullish		0.97	20,977.15	11:45:51	824567	-804		1362195	-4004	Long UW	537628	-3200	Bullish	Bearish		1.65	47,071.80	
11:50:51	563785	-2465	Short C	561340	14270		-2445	16735	Bearish	Bullish		1.01	20,972.30	11:50:51	834552	9985		1371945	9750		537393	-235	Bullish	Bearish		1.64	47,050.80	
11:55:51	562386	-1399	Short C	567066	5726		4680	7125	Bullish	Bearish		1.01	20,974.60	11:55:51	841097	6545		1376690	4745		535593	-1800	Bullish	Bearish		1.64	47,041.40	
12:00:52	562771	385		567836	770		5065	385	Bullish	Bearish		1.01	20,976.60	12:00:52	851214	10117		1381093	4403		529879	-5714	Bullish	Bearish		1.62	47,030.20	
12:05:52	563081	310		569686	1850		6605	1540	Bullish	Bearish		1.01	20,964.80	12:05:52	856902	5688		1374433	-6660	Long UW	517531	-12348	Bullish	Bearish		1.6	47,027.30	
12:10:51	560226	-2855	Short C	578562	8876		18336	11731	Bullish	Bearish		1.03	20,964.70	12:10:51	861568	4666		1372970	-1463	Long UW	511402	-6129	Bullish	Bearish		1.59	47,025.70	
12:15:52	569896	9670		576756	-1806	Long UW	6860	-11476	Bullish	Bearish		1.01	20,968.40	12:15:52	873748	12180		1370349	-2621	Long UW	496601	-14801	Bullish	Bullish		1.57	47,034.60	
12:20:51	572250	2354		575076	-1680	Long UW	2826	-4034	Bullish																			

Nifty ATM	Nifty Spot	Nifty Pre Cl	Nifty Open	Nifty High	Nifty Low	India VIX	Current Expiry	Exp High	21,070.70	64.60	Not Break	Resistanc	21000	BN ATM	BN Spot	BN Pre CL	BN Open	BN High	BN Low	India VIX	Friday		Exp High	47,102.60	-201.05	Breakout	Resistanc	47500	
20950	20,969.40	20901.15	20,934.10	21,006.10	20,862.70	12.47	2023-12-14	Exp Low	20,797.50	65.20	Not Break	Support	20900	47300	47,262.00	46,841.40	46,797.20	47,303.65	46,793.90	12.47			Exp Low	46,491.80	302.10	Not Break	Support	47000	
Time	Call COI (Bearish ▼)	Call COI (+▲▼)	Short Covering	Put COI (Bullish ▲)	Put COI (+▲▼)	Long UW	NET Oi	+▲▼	Net Oi Signal	Price Action Signal			Nifty PCR	Nifty LTP	Time	Call COI (Bearish ▼)	Call COI (+▲▼)	Short Covering	Put COI (Bullish ▲)	Put COI (+▲▼)	Long Unwinding	NET Oi	+▲▼	Net Oi Signal	Price Action Signal			BN PCR	BN LTP
14:00:50	763401	3698		486394	2743		-277007	-955	Bearish	Bullish			0.64	20,893.25	14:00:50	940347	1181		1327056	-5023	Long UW	386709	-6204	Bullish	Bullish			1.41	46,967.00
14:01:20	763401	0		486394	0		-277007	0	Bearish	Bullish			0.64	20,893.25	14:01:20	940347	0		1327056	0		386709	0	Bullish	Bullish			1.41	46,967.00
14:05:51	762959	-442		486213	-181		-276746	261	Bearish	Bullish			0.64	20,898.90	14:05:51	943071	2724		1321900	-5156	Long UW	378829	-7880	Bullish	Bullish			1.4	46,991.40
14:10:52	740776	-22183	Short C	482844	-3369	Long UW	-257932	18814	Bearish	Bullish			0.65	20,910.30	14:10:52	937490	-5581	Short C	1330382	8482		392892	14063	Bullish	Bullish			1.42	47,011.45
14:15:52	726492	-14284	Short C	481246	-1598	Long UW	-245246	12686	Bearish	Bullish			0.66	20,913.95	14:15:52	932959	-4531	Short C	1335337	4955		402378	9486	Bullish	Bullish			1.43	47,006.20
14:20:52	728681	2189		485477	4231		-243204	2042	Bearish	Bullish			0.67	20,912.25	14:20:52	931070	-1889	Short C	1343487	8150		412417	10039	Bullish	Bearish			1.44	46,966.70
14:25:52	727062	-1619	Short C	492805	7328		-234257	8947	Bearish	Bearish			0.68	20,906.80	14:25:52	931056	-14		1347639	4152		416583	4166	Bullish	Bearish			1.45	46,980.10
14:30:52	741245	14183		491169	-1636	Long UW	-250076	-15819	Bearish	Bearish			0.66	20,904.75	14:30:52	938497	7441		1350068	2429		411571	-5012	Bullish	Bearish			1.44	47,000.55
14:35:51	734169	-7076	Short C	490040	-1129	Long UW	-244129	5947	Bearish	Bullish			0.67	20,913.90	14:35:51	936951	-1546	Short C	1343807	-6261	Long UW	406856	-4715	Bullish	Bullish			1.43	47,002.25
14:40:52	708472	-25697	Short C	484506	-5534	Long UW	-223966	20163	Bearish	Bullish			0.68	20,927.45	14:40:52	909319	-27632	Short C	1346890	3083		437571	30715	Bullish	Bullish			1.48	47,050.60
14:45:51	675674	-32798	Short C	495190	10684		-180484	43482	Bearish	Bullish			0.73	20,934.65	14:45:51	879435	-29884	Short C	1355850	8960		476415	38844	Bullish	Bullish			1.54	47,068.35
14:50:52	654857	-20817	Short C	498608	3418		-156249	24235	Bearish	Bullish			0.76	20,935.70	14:50:52	781391	-98044	Short C	1370366	14516		588975	112560	Bullish	Bullish			1.75	47,114.50
14:55:52	629385	-25472	Short C	501701	3093		-127684	28565	Bearish	Bullish			0.8	20,935.85	14:55:52	737415	-43976	Short C	1390315	19949		652900	63925	Bullish	Bullish			1.89	47,158.90
15:00:52	626958	-2427	Short C	490894	-10807	Long UW	-136064	-8380	Bearish	Bullish			0.78	20,937.15	15:00:52	715761	-21654	Short C	1378838	-11477	Long UW	663077	10177	Bullish	Bullish			1.93	47,147.30
15:05:51	592046	-34912	Short C	483146	-7748	Long UW	-108900	27164	Bearish	Bullish			0.82	20,958.00	15:05:51	687381	-28380	Short C	1372461	-6377	Long UW	685080	22003	Bullish	Bullish			2	47,267.00
15:10:50	543483	-48563	Short C	484197	1051		-59286	49614	Bearish	Bullish			0.89	20,974.30	15:10:50	625666	-61715	Short C	1337372	-35089	Long UW	711706	26626	Bullish	Bullish			2.14	47,293.40
15:15:53	491413	-52070	Short C	481966	-2231	Long UW	-9447	49839	Bearish	Bullish			0.98	20,973.50	15:15:53	614982	-10684	Short C	1316565	-20807	Long UW	701583	-10123	Bullish	Bullish			2.14	47,266.75
15:20:49	476892	-14521	Short C	482224	258		5332	14779	Bullish	Bullish			1.01	20,972.35	15:20:49	609151	-5831	Short C	1305666	-10899	Long UW	696515	-5068	Bullish	Bearish			2.14	47,257.95
15:25:56	439086	-37806	Short C	461704	-20520	Long UW	22618	17286	Bullish	Bullish			1.05	20,978.65	15:25:56	576595	-32556	Short C	1255217	-50449	Long UW	678622	-17893	Bullish	Bearish			2.18	47,282.25
15:30:53	427093	-11993	Short C	449060	-12644	Long UW	21967	-651	Bullish	Bearish			1.05	20,972.15	15:30:53	556890	-19705	Short C	1225739	-29478	Long UW	668849	-9773	Bullish	Bullish			2.2	47,287.65

Nifty ATM	Nifty Spot	Nifty Pre Cl	Nifty Open	Nifty High	Nifty Low	India VIX	Current Expiry	Exp High	21,070.70	64.60	Not Break	Resistanc	21000	BN ATM	BN Spot	BN Pre CL	BN Open	BN High	BN Low	India VIX	Friday		Exp High	47,102.60	-201.05	Breakout	Resistanc	47500
20950	20,969.40	20901.15	20,934.10	21,006.10	20,862.70	12.47	2023-12-14	Exp Low	20,797.50	65.20	Not Break	Support	20900	47300	47,262.00	46,841.40	46,797.20	47,303.65	46,793.90	12.47			Exp Low	46,491.80	302.10	Not Break	Support	47000
Time	Call COI (Bearish)	Call COI (+▲▼)	Short Covering	Put COI (Bullish)	Put COI (+▲▼)	Long UW	NET Oi	+▲▼	Net Oi Signal	Price Action Signal		Nifty PCR	Nifty LTP	Time	Call COI (Bearish)	Call COI (+▲▼)	Short Covering	Put COI (Bullish)	Put COI (+▲▼)	Long Unwinding	NET Oi	+▲▼	Net Oi Signal	Price Action Signal		BN PCR	BN LTP	
09:21:13	331915	0		359295	0		27380	0	Bullish	Wait		1.08	20,947.15	09:21:13	696763	0		919703	0		222940	0	Bullish	Wait		1.32	46,875.15	
09:31:12	398261	66346		454473	95178		56212	28832	Bullish	Bullish		1.14	20,954.55	09:31:12	860122	163359		1068279	148576		208157	-14783	Bullish	Bullish		1.24	46,921.05	
09:41:12	417323	19062		474053	19580		56730	518	Bullish	Bullish		1.14	20,960.25	09:41:12	903314	43192		1123901	55622		220587	12430	Bullish	Bullish		1.24	46,931.80	
09:51:12	421227	3904		512881	38828		91654	34924	Bullish	Bullish		1.22	20,982.85	09:51:12	859129	-44185	Short C	1185687	61786		336558	105971	Bullish	Bullish		1.38	47,023.70	
10:01:13	418329	-2898	Short C	545792	32911		127463	35809	Bullish	Bullish		1.3	20,992.00	10:01:13	868519	9390		1224704	39017		356185	29627	Bullish	Bullish		1.41	47,063.75	
10:11:12	428288	9959		581283	35491		152395	25532	Bullish	Bearish		1.36	20,978.25	10:11:12	840089	-28430	Short C	1303024	78320		462935	106750	Bullish	Bearish		1.55	47,057.05	
10:21:12	452672	24384		616663	35380		163991	10996	Bullish	Bullish		1.36	20,982.70	10:21:12	851382	11293		1302124	-900		450742	-12193	Bullish	Bullish		1.53	47,095.45	
10:31:12	469288	16616		622686	6023		153398	-10593	Bullish	Bullish		1.33	20,999.50	10:31:12	850055	-1327	Short C	1325994	23870		475939	25197	Bullish	Bullish		1.56	47,146.70	
10:41:13	471928	2640		639570	16884		167642	14244	Bullish	Bearish		1.36	20,987.10	10:41:13	819827	-30228	Short C	1334733	8739		514906	38967	Bullish	Bearish		1.63	47,108.60	
10:51:15	479057	7129		651209	11639		172152	4510	Bullish	Bullish		1.36	20,987.60	10:51:15	817955	-1872	Short C	1358182	23449		540227	25321	Bullish	Bearish		1.66	47,103.25	
11:01:14	498176	19119		647460	-3749	Long UW	149284	-22868	Bullish	Bearish		1.3	20,971.85	11:01:14	835418	17463		1411430	53248		576012	35785	Bullish	Bearish		1.69	47,061.30	
11:11:12	556887	58711		504530	-142930	Long UW	-52357	-201641	Bearish	Bearish		0.91	20,937.70	11:11:12	878562	43144		1316520	-94910	Long UW	437958	-138054	Bullish	Bearish		1.5	46,972.40	
11:21:14	590523	33636		502513	-2017	Long UW	-88010	-35653	Bearish	Bullish		0.85	20,967.20	11:21:14	853235	-25327	Short C	1342417	25897		489182	51224	Bullish	Bullish		1.57	47,118.60	
11:31:12	574001	-16522	Short C	532412	29899		-41589	46421	Bearish	Bearish		0.93	20,963.50	11:31:12	830204	-23031	Short C	1353908	11491		523704	34522	Bullish	Bearish		1.63	47,088.20	
11:41:13	569607	-4394	Short C	538089	5677		-31518	10071	Bearish	Bullish		0.94	20,975.60	11:41:13	825371	-4833	Short C	1366199	12291		540828	17124	Bullish	Bearish		1.66	47,069.70	
11:51:13	563785	-5822	Short C	561340	23251		-2445	29073	Bearish	Bearish		1	20,972.30	11:51:13	834552	9181		1371945	5746		537393	-3435	Bullish	Bearish		1.64	47,050.80	
12:01:13	562771	-1014	Short C	567836	6496		5065	7510	Bullish	Bullish		1.01	20,976.60	12:01:13	851214	16662		1381093	9148		529879	-7514	Bullish	Bearish		1.62	47,030.20	
12:11:15	565293	2522		578562	10726		13269	8204	Bullish	Bearish		1.02	20,964.70	12:11:15	861568	10354		1372970	-8123	Long UW	511402	-18477	Bullish	Bearish		1.59	47,025.70	
12:21:14	572250	6957		575076	-3486	Long UW	2826	-10443	Bullish	Bearish		1	20,961.45	12:21:14	875581	14013		1371978	-992		496397	-15005	Bullish	Bearish		1.57	47,019.05	
12:31:13	599272	27022		554779	-20297	Long UW	-44493	-47319	Bearish	Bearish		0.93	20,953.80	12:31:13	876732	1151		1366038	-5940	Long UW	489306	-7091	Bullish	Bearish		1.56	47,018.70	
12:41:14	617134	17862		550402	-4377	Long UW	-66732	-22239	Bearish	Bearish		0.89	20,938.80	12:41:14	887415	10683		1374710	8672		487295	-2011	Bullish	Bearish		1.55	47,007.25	
12:51:13	657337	40203		536165	-14237	Long UW	-121172	-54440	Bearish	Bearish		0.82	20,920.00	12:51:13	902779	15364		1359819	-14891	Long UW	457040	-30255	Bullish	Bearish		1.51	46,917.60	
13:01:13	680448	23111		520200	-15965	Long UW	-160248	-39076	Bearish	Bullish		0.76	20,924.90	13:01:13	946134	43355		1353629	-6190	Long UW	407495	-49545	Bullish	Bullish		1.43	46,969.35	
13:11:13	706044	25596		503648	-16552	Long UW	-202396	-42148	Bearish	Bearish		0.71	20,908.15	13:11:13	965882	19748		1318174	-35455	Long UW	352292	-55203	Bullish	Bearish		1.36	46,908.55	
13:21:13	705107	-937		502014	-1634	Long UW	-203093	-697	Bearish	Bullish		0.71	20,921.30	13:21:13	967218	1336		1335962	17788		368744	16452	Bullish	Bullish		1.38	46,970.35	
13:31:14	714500	9393		509192	7178		-205308	-2215	Bearish	Bearish		0.71	20,889.65	13:31:14	959494	-7724	Short C	1365763	29801		406269	37525	Bullish	Bearish		1.42	46,945.90	
13:41:12	724160	9660		504822	-4370	Long UW	-219338	-14030	Bearish	Bearish		0.7	20,883.85	13:41:12	933648	-25846	Short C	1349495	-16268	Long UW	415847	9578	Bullish	Bullish		1.45	46,957.15	
13:51:12	748183	24023		480861	-23961	Long UW	-267322	-47984	Bearish	Bearish		0.64	20,877.40	13:51:12	937994	4346		1347271	-2224	Long UW	409277	-6570	Bullish	Bearish		1.44	46,939.75	
14:01:12	763401	15218		486394	5533		-277007	-9685	Bearish	Bullish		0.64	20,893.25	14:01:12	940347	2353		1327056	-20215	Long UW	386709	-22568	Bullish	Bullish		1.41	46,967.00	
14:01:42	763401	0		486394	0		-277007	0	Bearish	Bearish		0.64	20,893.25	14:01:42	940347	0		1327056	0		386709	0	Bullish	Bearish		1.41	46,967.00	
14:11:13	740776	-22625	Short C	482844	-3550	Long UW	-257932	19075	Bearish	Bullish		0.65	20,910.30	14:11:13	937490	-2857	Short C	1330382	3326		392892	6183	Bullish	Bullish		1.42	47,011.45	
14:21:14	728681	-12095	Short C	485477	2633		-243204	14728	Bearish	Bullish		0.67	20,912.25	14:21:14	931070	-6420	Short C	1343487	13105		412417	19525	Bullish	Bearish		1.44	46,966.70	
14:31:13	741245	12564		491169	5692		-250076	-6872	Bearish	Bearish		0.66	20,904.75	14:31:13	938497	7427		1350068	6581		411571	-846	Bullish	Bullish		1.44	47,000.55	
14:41:12	708472	-32773	Short C	484506	-6663	Long UW	-223966	26110	Bearish	Bullish		0.68	20,927.45	14:41:12	909319	-29178	Short C	1346890	-3178	Long UW	437571	26000	Bullish	Bullish		1.48	47,050.60	
14:51:12	654857	-53615	Short C	498608	14102		-156249	67717	Bearish	Bullish		0.76	20,935.70	14:51:12	781391	-127928	Short C	1370366	23476		588975	151404	Bullish	Bullish		1.75	47,114.50	
15:01:12	626958	-27899	Short C	490894	-7714	Long UW	-136064	20185	Bearish	Bullish		0.78	20,937.15	15:01:12	715761	-65630	Short C	1378838	8472		663077	74102	Bullish	Bullish		1.93	47,147.30	
15:11:13	543483	-83475	Short C	484197	-6697	Long UW	-59286	76778	Bearish	Bullish		0.89	20,974.30	15:11:13	625666	-90095	Short C	1337372	-41466	Long UW	711706	48629	Bullish	Bullish		2.14	47,293.40	
15:21:13	476892	-66591	Short C	482224	-1973	Long UW	5332	64618	Bullish	Bearish		1.01	20,972.35	15:21:13	609151	-16515	Short C	1305666	-31706	Long UW	696515	-15191	Bullish	Bearish		2.14	47,257.95	

Nifty ATM	Nifty Spot	Nifty Pre Cl	Nifty Open	Nifty High	Nifty Low	India VIX	Current Expiry	Exp High	21,070.70	64.60	Not Break	Resistanc	21000	BN ATM	BN Spot	BN Pre CL	BN Open	BN High	BN Low	India VIX	Friday		Exp High	47,102.60	-201.05	Breakout	Resistanc	47500
20950	20,969.40	20901.15	20,934.10	21,006.10	20,862.70	12.47	2023-12-14	Exp Low	20,797.50	65.20	Not Break	Support	20900	47300	47,262.00	46,841.40	46,797.20	47,303.65	46,793.90	12.47			Exp Low	46,491.80	302.10	Not Break	Support	47000
Time	Call COI (Bearish ▼)	Call COI (+▲▼)	Short Covering	Put COI (Bullish ▲)	Put COI (+▲▼)	Long UW	NET Oi	+▲▼	Net Oi Signal	Price Action Signal		Nifty PCR	Nifty LTP	Time	Call COI (Bearish ▼)	Call COI (+▲▼)	Short Covering	Put COI (Bullish ▲)	Put COI (+▲▼)	Long Unwinding	NET Oi	+▲▼	Net Oi Signal	Price Action Signal		BN PCR	BN LTP	
09:28:16	389443	0		437485	0		48042	0	Bullish	Wait		1.12	20,963.90	09:28:16	829191	0		1022052	0		192861	0	Bullish	Wait		1.23	46,962.35	
09:43:53	421328	31885		482270	44785		60942	12900	Bullish	Bullish		1.14	20,973.80	09:43:53	907140	77949		1135850	113798		228710	35849	Bullish	Bullish		1.25	47,008.50	
09:44:24	421328	0		482270	0		60942	0	Bullish	Bearish		1.14	20,973.80	09:44:24	907140	0		1135850	0		228710	0	Bullish	Bearish		1.25	47,008.50	
09:45:01	417494	-3834	Short C	482270	0		64776	3834	Bullish	Bearish		1.16	20,971.90	09:45:01	865750	-41390	Short C	1135850	0		270100	41390	Bullish	Bearish		1.31	47,000.55	
09:45:24	417494	0		482270	0		64776	0	Bullish	Bearish		1.16	20,971.90	09:45:24	865750	0		1135850	0		270100	0	Bullish	Bearish		1.31	47,000.55	
09:58:17	417810	316		538035	55765		120225	55449	Bullish	Bullish		1.29	20,981.25	09:58:17	870522	4772		1210959	75109		340437	70337	Bullish	Bullish		1.39	47,031.60	
10:13:16	441142	23332		595460	57425		154318	34093	Bullish	Bullish		1.35	20,993.65	10:13:16	839855	-30667	Short C	1286667	75708		446812	106375	Bullish	Bullish		1.53	47,084.30	
10:28:17	470117	28975		623289	27829		153172	-1146	Bullish	Bearish		1.33	20,978.15	10:28:17	861903	22048		1327736	41069		465833	19021	Bullish	Bearish		1.54	47,066.75	
10:43:15	476430	6313		645708	22419		169278	16106	Bullish	Bullish		1.36	20,983.70	10:43:15	824422	-37481	Short C	1338266	10530		513844	48011	Bullish	Bullish		1.62	47,106.60	
10:58:31	494756	18326		642930	-2778	Long UW	148174	-21104	Bullish	Bearish		1.3	20,976.30	10:58:31	832816	8394		1401489	63223		568673	54829	Bullish	Bearish		1.68	47,071.20	
11:13:16	587105	92349		498501	-144429	Long UW	-88604	-236778	Bearish	Bearish		0.85	20,948.60	11:13:16	889271	56455		1340460	-61029	Long UW	451189	-117484	Bullish	Bearish		1.51	47,007.60	
11:28:15	575689	-11416	Short C	530307	31806		-45382	43222	Bearish	Bullish		0.92	20,966.35	11:28:15	833746	-55525	Short C	1348332	7872		514586	63397	Bullish	Bullish		1.62	47,091.25	
11:43:16	566250	-9439	Short C	547070	16763		-19180	26202	Bearish	Bullish		0.97	20,978.50	11:43:16	824607	-9139	Short C	1362195	13863		537588	23002	Bullish	Bearish		1.65	47,057.15	
11:58:15	561590	-4660	Short C	567066	19996		5476	24656	Bullish	Bearish		1.01	20,975.10	11:58:15	848036	23429		1381093	18898		533057	-4531	Bullish	Bearish		1.63	47,046.15	
12:13:17	567345	5755		577247	10181		9902	4426	Bullish	Bearish		1.02	20,966.15	12:13:17	867814	19778		1374324	-6769	Long UW	506510	-26547	Bullish	Bearish		1.58	47,041.10	
12:28:15	590576	23231		564315	-12932	Long UW	-26261	-36163	Bearish	Bearish		0.96	20,949.35	12:28:15	872583	4769		1366038	-8286	Long UW	493455	-13055	Bullish	Bearish		1.57	46,987.10	
12:43:16	625487	34911		544130	-20185	Long UW	-81357	-55096	Bearish	Bearish		0.87	20,937.80	12:43:16	888870	16287		1379029	12991		490159	-3296	Bullish	Bullish		1.55	46,999.50	
12:58:16	675229	49742		527208	-16922	Long UW	-148021	-66664	Bearish	Bearish		0.78	20,922.80	12:58:16	950264	61394		1368798	-10231	Long UW	418534	-71625	Bullish	Bearish		1.44	46,935.85	
13:13:17	706044	30815		507122	-20086	Long UW	-198922	-50901	Bearish	Bearish		0.72	20,904.65	13:13:17	973633	23369		1322822	-45976	Long UW	349189	-69345	Bullish	Bearish		1.36	46,903.10	
13:28:16	714529	8485		509192	2070		-205337	-6415	Bearish	Bullish		0.71	20,905.85	13:28:16	969659	-3974	Short C	1357654	34832		387995	38806	Bullish	Bullish		1.4	46,964.00	
13:43:15	724160	9631		492151	-17041	Long UW	-232009	-26672	Bearish	Bearish		0.68	20,880.45	13:43:15	933600	-36059	Short C	1352580	-5074	Long UW	418980	30985	Bullish	Bearish		1.45	46,962.90	
13:58:15	763401	39241		486394	-5757	Long UW	-277007	-44998	Bearish	Bullish		0.64	20,887.80	13:58:15	939116	5516		1332079	-20501	Long UW	392963	-26017	Bullish	Bearish		1.42	46,960.50	
14:13:15	726492	-36909	Short C	480804	-5590	Long UW	-245688	31319	Bearish	Bullish		0.66	20,907.00	14:13:15	930606	-8510	Short C	1330382	-1697	Long UW	399776	6813	Bullish	Bullish		1.43	46,996.75	
14:28:15	736533	10041		492355	11551		-244178	1510	Bearish	Bearish		0.67	20,904.25	14:28:15	931056	450		1347639	17257		416583	16807	Bullish	Bearish		1.45	46,993.65	
14:43:15	708472	-28061	Short C	487227	-5128	Long UW	-221245	22933	Bearish	Bullish		0.69	20,932.50	14:43:15	879502	-51554	Short C	1355850	8211		476348	59765	Bullish	Bullish		1.54	47,053.40	
14:58:12	629385	-79087	Short C	501701	14474		-127684	93561	Bearish	Bullish		0.8	20,932.85	14:58:12	715787	-163715	Short C	1378838	22988		663051	186703	Bullish	Bullish		1.93	47,150.35	
15:13:16	543483	-85902	Short C	482077	-19624	Long UW	-61406	66278	Bearish	Bullish		0.89	20,968.40	15:13:16	625666	-90121	Short C	1337372	-41466	Long UW	711706	48655	Bullish	Bullish		2.14	47,270.20	
15:28:15	439086	-104397	Short C	449060	-33017	Long UW	9974	71380	Bullish	Bullish		1.02	20,977.55	15:28:15	576595	-49071	Short C	1225739	-111633	Long UW	649144	-62562	Bullish	Bullish		2.13	47,289.10	

Bank Nifty Component						Nifty Component					
Sr No	Name	LTP	Prev Cl	Change	Gainer	Sr No	Name	LTP	Prev Cl	Change	Gainer
1	HDFC Bank	1,653.20	1,630.45	22.75	8	1	RELIANCE	2456.55	2457.05	-0.50	22
2	ICICI Bank	1,010.85	999.00	11.85	Looser	2	HDFCBANK	1653.45	1630.45	23.00	Looser
3	SBI	614.15	611.70	2.45	4	3	INFY	1490.95	1465.90	25.05	28
4	Kotak Mahindra Bank	1,838.45	1,826.85	11.60		4	ICICIBANK	1011.60	999.00	12.60	
5	Axis Bank	1,131.20	1,117.85	13.35		5	TCS	3628.90	3614.90	14.00	
6	IndusInd Bank	1,508.95	1,504.75	4.20		6	KOTAKBANK	1840.50	1826.85	13.65	
7	Bank of Baroda Ltd	212.00	211.15	0.85		7	HINDUNILVR	2525.45	2518.25	7.20	
8	AU Small Finance Bank	740.50	751.00	-10.50		8	AXISBANK	1133.00	1117.85	15.15	
9	Federal Bank	154.50	154.65	-0.15		9	LT	3380.05	3355.60	24.45	
10	IDFC First Bank	88.05	87.70	0.35		10	ITC	448.95	458.10	-9.15	
11	Bandhan Bank	237.05	238.15	-1.10		11	SBIN	614.65	611.70	2.95	
12	Punjab National Bank	86.45	86.80	-0.35		12	BAJFINANCE	7305.00	7391.20	-86.20	
						13	ASIANPAINT	3231.15	3251.80	-20.65	
						14	BHARTIARTL	1000.00	1000.00	0.00	
						15	HCLTECH	1366.30	1328.00	38.30	
						16	MARUTI	10625.00	10696.65	-71.65	
						17	TATASTEEL	129.15	130.00	-0.85	
						18	WIPRO	423.25	418.25	5.00	
						19	ULTRACEMCO	9418.10	9354.55	63.55	
						20	M&M	1670.45	1692.65	-22.20	
						21	BAJAJFINSV	1712.00	1704.05	7.95	
						22	SUNPHARMA	1236.20	1239.30	-3.10	
						23	TITAN	3630.80	3585.40	45.40	
						24	TECHM	1225.05	1223.25	1.80	
						25	DRREDDY	5766.90	5785.10	-18.20	
						26	JSWSTEEL	839.40	819.15	20.25	
						27	NESTLEIND	24777.60	24975.25	-197.65	
						28	INDUSINDBK	1509.00	1504.75	4.25	
						29	TATAMOTORS	714.40	721.95	-7.55	
						30	POWERGRID	228.05	230.00	-1.95	
						31	GRASIM	2071.60	2081.75	-10.15	
						32	HDFCLIFE	671.80	678.30	-6.50	
						33	DIVISLAB	3680.40	3734.35	-53.95	
<b>Common Stocks &amp; its Weightage in Nifty50 &amp; Bank Nifty</b>											
	<b>Sr no</b>	<b>Common Stocks</b>	<b>Nifty50</b>	<b>Bank Nifty</b>							
	1	HDFCBANK	8.87	26.30							
	2	ICICIBANK	8.00	24.67							
	3	AXISBANK	2.29	12.18							
	4	SBIN	2.66	11.03							
	5	KOTAKBANK	3.91	10.63							
	6	INDUSINDBK	0.80	5.44							
			<b>26.53</b>	<b>90.25</b>							
<b>Fin Nifty Component</b>											
Sr No	Name	LTP	Prev Cl	Change	Gainer						
1	IEX	153.00	157.75	-4.75	13						
2	SBICARD	760.00	767.50	-7.50	Looser						
3	ICICIGI	1,450.00	1,449.45	0.55	7						
4	LICHSGFIN	532.00	518.70	13.30							
5	BAJFINANCE	7,305.00	7,391.20	-86.20							
6	SBILIFE	1,465.80	1,455.75	10.05							
7	AXISBANK	1,133.00	1,117.85	15.15							

8	BAJAJFINSV	1,712.00	1,704.05	7.95			34	NTPC	284.45	283.80	0.65
9	SBIN	614.65	611.70	2.95			35	HINDALCO	520.25	516.05	4.20
10	ICICIBANK	1,011.60	999.00	12.60			36	BAJAJ-AUTO	6076.15	6093.60	-17.45
11	MUTHOOTFIN	1,441.25	1,450.55	-9.30			37	ADANI PORTS	1024.55	1039.65	-15.10
12	KOTAKBANK	1,840.50	1,826.85	13.65			38	CIPLA	1219.00	1222.80	-3.80
13	CHOLAFIN	1,170.90	1,137.25	33.65			39	TATA CONSUM	948.10	956.90	-8.80
14	HDFCBANK	1,653.45	1,630.45	23.00			40	SBILIFE	1465.80	1455.75	10.05
15	RECLTD	406.15	394.60	11.55			41	BPCL	470.70	474.70	-4.00
16	HDFCLIFE	671.80	678.30	-6.50			42	UPL	585.25	586.55	-1.30
17	ICICIPRULI	543.05	547.25	-4.20			43	BRITANNIA	4944.60	5016.00	-71.40
18	SHRIRAMFIN	2,037.00	2,034.80	2.20			44	ONGC	196.20	198.90	-2.70
19	PFC	385.95	377.10	8.85			45	EICHERMOT	4055.85	4091.00	-35.15
20	HDFCAMC	2,990.00	2,996.00	-6.00			46	HEROMOTOCO	3715.20	3772.65	-57.45
							47	ADANI ENT	2821.10	2887.15	-66.05
							48	COALINDIA	351.30	351.95	-0.65
							49	APOLLOHOSP	5544.95	5461.40	83.55
							50	LTIM	5701.00	5567.20	133.80

Sectors	Per % Change	Ranking			10 - Pharma		9 - FMCG		8 - Media		7 - Oil & Gas	
Realty	18.89%	1	Rank	Stock Name	LTP	Stock Name	LTP	Stock Name	LTP	Stock Name	LTP	
IT	14.49%	2	1	ZYDUSLIFE	638.05 (-19.9)	RADICO	1567.5 (-40.15)	TV18BRDCST	49.15 (-3.15)	IOC	118.85 (-2.5)	
Banking	3.92%	3	2	GLENMARK	797.05 (-24.85)	ITC	448.95 (-9.15)	NETWORK18	87.35 (-3.3)	IGL	401.55 (-6.45)	
Automobile	-0.80%	4	3	TORNTPHARM	2056.85 (-43.7)	MCDOWELL-N	1046.1 (-19.95)	HATHWAY	19.7 (-0.25)	HINDPETRO	377.05 (-6.05)	
Consumer Durables	-1.48%	5	4	ALKEM	4799.9 (-89.6)	PGHH	17200 (-269.2)	SUNTV	672.4 (-7.1)	ONGC	196.2 (-2.7)	
Metal	-2.22%	6	5	GRANULES	388.3 (-6.8)	BRITANNIA	4944.6 (-71.4)	NAVNETEDUL	143.3 (-0.75)	PETRONET	210.15 (-2.65)	
Oil & Gas	-5.29%	7	6	DIVISLAB	3680.4 (-53.95)	TATACONSUM	948.1 (-8.8)	INOXLEISUR	0 (0)	GAIL	140.4 (-1.65)	
Media	-5.62%	8	7	LAURUSLABS	385 (-5.05)	EMAMILTD	497.1 (-4.1)	INOXLEISUR	0 (0)	BPCL	470.7 (-4)	
FMCG	-12.90%	9	8	BIOCON	239.4 (-2.85)	NESTLEIND	24777.6 (-197.6)	DISHTV	19.5 (0.35)	MGL	1156.95 (-9.55)	
Pharma	-19.09%	10	9	SANOFI	8124.95 (-81)	VBL	1069 (-8)	ZEEL	278 (6.4)	GUJGASLTD	440.9 (-2.1)	
Company Name	Sector	Symbol	O=H (Bearish)	O=L (Bullish)	LTP	Change	Per % Change	Prev Cl	Open	High	Low	
AU Small Finance Bank Ltd.	Banking	AUBANK			740.3	-10.7	-1.42%	751	752.25	753.7	734.25	
Axis Bank Ltd.	Banking	AXISBANK			1133	15.15	1.36%	1117.85	1115.85	1134.35	1111.5	
Bandhan Bank Ltd.	Banking	BANDHANBNK	O=H		236.9	-1.25	-0.52%	238.15	240	240	233.75	
Bank of Baroda	Banking	BANKBARODA			212.15	1	0.47%	211.15	211	215.7	208.5	
Federal Bank Ltd.	Banking	FEDERALBNK			154.35	-0.3	-0.19%	154.65	155	155.7	153.25	
HDFC Bank Ltd.	Banking	HDFCBANK		O=L	1653.45	23	1.41%	1630.45	1630.45	1655	1630.45	
ICICI Bank Ltd.	Banking	ICICIBANK			1011.6	12.6	1.26%	999	994.5	1012.85	993.25	
IDFC First Bank Ltd.	Banking	IDFCFIRSTB			88.05	0.35	0.40%	87.7	88.2	89.5	86	
IndusInd Bank Ltd.	Banking	INDUSINDBK			1509	4.25	0.28%	1504.75	1510	1520.95	1494.05	
Kotak Mahindra Bank Ltd.	Banking	KOTAKBANK			1840.5	13.65	0.75%	1826.85	1826.85	1841	1820.7	
Punjab National Bank	Banking	PNB			86.5	-0.3	-0.35%	86.8	87.15	88.1	84.6	
State Bank of India	Banking	SBIN			614.65	2.95	0.48%	611.7	610	616.8	605.35	
Ashok Leyland Ltd.	Automobile	ASHOKLEY			175.2	-2.6	-1.46%	177.8	177.8	178.2	173.85	
Bajaj Auto Ltd.	Automobile	BAJAJ-AUTO			6076.15	-17.45	-0.29%	6093.6	6115	6120	6048.05	
Balkrishna Industries Ltd.	Automobile	BALKRISIND	O=H		2602.1	-18.55	-0.71%	2620.65	2644	2644	2560.2	
Bharat Forge Ltd.	Automobile	BHARATFORG			1176.65	12.3	1.06%	1164.35	1166.45	1180.25	1164.2	
Bosch Ltd.	Automobile	BOSCHLTD			21640	-25.95	-0.12%	21665.95	21666.05	21746.7	21459.95	
Eicher Motors Ltd.	Automobile	EICHERMOT			4055.85	-35.15	-0.86%	4091	4100	4112.4	4028.8	
Hero MotoCorp Ltd.	Automobile	HEROMOTOCO			3715.2	-57.45	-1.52%	3772.65	3788	3802.1	3692.4	
MRF Ltd.	Automobile	MRF			117980	571.45	0.49%	117408.55	117450	118099.8	117021.25	
Mahindra & Mahindra Ltd.	Automobile	M&M			1670.45	-22.2	-1.31%	1692.65	1699	1708.15	1662.55	
Maruti Suzuki India Ltd.	Automobile	MARUTI			10625	-71.65	-0.67%	10696.65	10730	10748	10551	
Samvardhana Motherson International Ltd.	Automobile	MOTHERSON			95	1.65	1.77%	93.35	93.4	95.15	93.1	
Sona BLW Precision Forgings Ltd.	Automobile	SONACOMS			572.45	-4.8	-0.83%	577.25	580	583.3	571.1	
TVS Motor Company Ltd.	Automobile	TVSMOTOR			1903.5	-16.7	-0.87%	1920.2	1924.5	1930	1886.6	
Tata Motors Ltd.	Automobile	TATAMOTORS			714.4	-7.55	-1.05%	721.95	722.05	727.6	707.5	
Tube Investments of India Ltd.	Automobile	TIINDIA			3602.95	190.35	5.58%	3412.6	3428.75	3615	3390.05	
Britannia Industries Ltd.	FMCG	BRITANNIA			4944.6	-71.4	-1.42%	5016	5024	5060	4931	
Colgate Palmolive (India) Ltd.	FMCG	COLPAL	O=H		2296.95	-8.35	-0.36%	2305.3	2319.95	2319.95	2275.2	
Dabur India Ltd.	FMCG	DABUR			547.65	1.85	0.34%	545.8	548.9	556.25	545.8	
Emami Ltd.	FMCG	EMAMILTD			497.1	-4.1	-0.82%	501.2	504	504.6	496.3	
Godrej Consumer Products Ltd.	FMCG	GODREJCP			1021.6	2.45	0.24%	1019.15	1019.05	1026.95	1015.7	
Hindustan Unilever Ltd.	FMCG	HINDUNILVR			2525.45	7.2	0.29%	2518.25	2519	2533.95	2508.3	
ITC Ltd.	FMCG	ITC			448.95	-9.15	-2.00%	458.1	459.95	461.6	448.5	

Marico Ltd.	FMCG	MARICO			529.85	-3.7	-0.69%	533.55	533.5	537.2	527.5
Nestle India Ltd.	FMCG	NESTLEIND			24777.6	-197.65	-0.79%	24975.25	24995	25175.7	24756.35
Procter & Gamble Hygiene & Health Care Lt	FMCG	PGHH	O=H		17200	-269.2	-1.54%	17469.2	17532.95	17532.95	17100
Radico Khaitan Ltd	FMCG	RADICO			1567.5	-40.15	-2.50%	1607.65	1617.8	1626.95	1564.05
Tata Consumer Products Ltd.	FMCG	TATACONSUM			948.1	-8.8	-0.92%	956.9	960	961.85	943.8
United Breweries Ltd.	FMCG	UBL			1723.2	-1.8	-0.10%	1725	1737.8	1743.45	1711
United Spirits Ltd.	FMCG	MCDOWELL-N			1046.1	-19.95	-1.87%	1066.05	1069	1073	1032.75
Varun Beverages Ltd.	FMCG	VBL			1069	-8	-0.74%	1077	1078.3	1082.65	1060
Coforge Ltd.	IT	COFORGE			5790	89.35	1.57%	5700.65	5719	5919.95	5690.05
HCL Technologies Ltd.	IT	HCLTECH			1366.3	38.3	2.88%	1328	1333	1369.95	1329
Infosys Ltd.	IT	INFY			1490.95	25.05	1.71%	1465.9	1470.4	1494.7	1466.25
L&T Technology Services Ltd.	IT	LTTS			4945.05	18.55	0.38%	4926.5	4950	4988.65	4891
LTIMindtree Ltd.	IT	LTIM			5701	133.8	2.40%	5567.2	5599	5754	5585
Mphasis Ltd.	IT	MPHASIS			2427.55	31.3	1.31%	2396.25	2410	2455	2402
Persistent Systems Ltd.	IT	PERSISTENT			6467.25	158.4	2.51%	6308.85	6350	6536	6314.35
Tata Consultancy Services Ltd.	IT	TCS			3628.9	14	0.39%	3614.9	3633	3645	3602.05
Tech Mahindra Ltd.	IT	TECHM			1225.05	1.8	0.15%	1223.25	1230	1237.95	1217.25
Wipro Ltd.	IT	WIPRO			423.25	5	1.20%	418.25	418.8	424.5	415
Dish TV India Ltd.	Media	DISHTV			19.5	0.35	1.83%	19.15	19.15	19.65	18.55
Hathway Cable & Datacom Ltd.	Media	HATHWAY			19.7	-0.25	-1.25%	19.95	20	20.45	19.4
Inox Leisure Ltd.	Media	INOXLEISUR	O=H	O=L	0	0	0.00%	0	0	0	0
Navneet Education Ltd.	Media	NAVNETEDUL			143.3	-0.75	-0.52%	144.05	144.8	146	141.7
Nazara Technologies Ltd.	Media	NAZARA			811.5	21.15	2.68%	790.35	802	827.5	796.45
Network18 Media & Investments Ltd.	Media	NETWORK18			87.35	-3.3	-3.64%	90.65	91.65	91.7	86.3
PVR Ltd.	Media	PVR	O=H	O=L	0	0	0.00%	0	0	0	0
Sun TV Network Ltd.	Media	SUNTV			672.4	-7.1	-1.04%	679.5	685.5	704	666.9
TV18 Broadcast Ltd.	Media	TV18BRDCST			49.15	-3.15	-6.02%	52.3	52.6	53.45	48.8
Zee Entertainment Enterprises Ltd.	Media	ZEEL			278	6.4	2.36%	271.6	280	283.85	271.7
APL Apollo Tubes Ltd.	Metal	APLAPOLLO			1601.75	11.9	0.75%	1589.85	1595	1608.85	1583.1
Adani Enterprises Ltd.	Metal	ADANIEN			2821.1	-66.05	-2.29%	2887.15	2902.7	2927	2760
Hindalco Industries Ltd.	Metal	HINDALCO			520.25	4.2	0.81%	516.05	519.5	525.05	514
Hindustan Copper Ltd.	Metal	HINDCOPPER			185.8	2.8	1.53%	183	184	192	183
Hindustan Zinc Ltd.	Metal	HINDZINC			322.35	-1.8	-0.56%	324.15	324.15	325.9	320.2
JSW Steel Ltd.	Metal	JSWSTEEL			839.4	20.25	2.47%	819.15	824.8	853.45	822.1
Jindal Stainless Ltd.	Metal	JSL		O=L	539.75	8.65	1.63%	531.1	532.3	542.2	532.3
Jindal Steel & Power Ltd.	Metal	JINDALSTEL			685.75	1.75	0.26%	684	684	697.45	676.4
MOIL Ltd.	Metal	MOIL			302.55	-5.5	-1.79%	308.05	309.85	311.75	296
National Aluminium Co. Ltd.	Metal	NATIONALUM			97.65	-1.4	-1.41%	99.05	99.1	100.1	95.3
Ratnamani Metals & Tubes Ltd.	Metal	RATNAMANI			3594	-54	-1.48%	3648	3651.6	3733.95	3568.1
Steel Authority of India Ltd.	Metal	SAIL			98.2	-0.75	-0.76%	98.95	99.15	100.35	96.3
Tata Steel Ltd.	Metal	TATASTEEL			129.15	-0.85	-0.65%	130	130.15	131.4	127.95
Vedanta Ltd.	Metal	VEDL			244.8	-4.05	-1.63%	248.85	249.75	254	241.5
Welspun Corp Ltd.	Metal	WELCORP			537.85	4.75	0.89%	533.1	535.75	547.5	532.1
Abbott India Ltd.	Pharma	ABBOTINDIA			22894.55	-178.85	-0.78%	23073.4	23139.95	23150	22728.65
Alkem Laboratories Ltd.	Pharma	ALKEM			4799.9	-89.6	-1.83%	4889.5	4875	4897.8	4750.6
Aurobindo Pharma Ltd.	Pharma	AUROPHARMA	O=H		1017.4	-6.55	-0.64%	1023.95	1033.75	1033.75	1004.55
Biocon Ltd.	Pharma	BIOCON			239.4	-2.85	-1.18%	242.25	242.6	243.8	236.9

Cipla Ltd.	Pharma	CIPLA		1219	-3.8	-0.31%	1222.8	1225	1231.2	1204
Divi's Laboratories Ltd.	Pharma	DIVISLAB		3680.4	-53.95	-1.44%	3734.35	3739	3747.45	3662.4
Dr. Reddy's Laboratories Ltd.	Pharma	DRREDDY	O=H	5766.9	-18.2	-0.31%	5785.1	5784.85	5784.85	5712
Gland Pharma Ltd.	Pharma	GLAND		1780.9	17.7	1.00%	1763.2	1770	1793.4	1752.1
Glaxosmithkline Pharmaceuticals Ltd.	Pharma	GLAXO		1689.6	0.75	0.04%	1688.85	1705	1713.95	1682.05
Glenmark Pharmaceuticals Ltd.	Pharma	GLENMARK		797.05	-24.85	-3.02%	821.9	825	827	787.1
Granules India Ltd.	Pharma	GRANULES		388.3	-6.8	-1.72%	395.1	397.5	399.55	384.5
Ipca Laboratories Ltd.	Pharma	IPCALAB		1121.5	-10.85	-0.96%	1132.35	1136	1138.7	1108.2
Laurus Labs Ltd.	Pharma	LAURUSLABS		385	-5.05	-1.29%	390.05	393	396.3	381.5
Lupin Ltd.	Pharma	LUPIN		1237.8	-11.2	-0.90%	1249	1251.2	1256	1230.6
NATCO Pharma Ltd.	Pharma	NATCOPHARM		780.05	-2.45	-0.31%	782.5	782.35	789.7	776.95
Pfizer Ltd.	Pharma	PFIZER	O=L	4080	36.5	0.90%	4043.5	4050	4091.05	4050
Sanofi India Ltd.	Pharma	SANOFI		8124.95	-81	-0.99%	8205.95	8200	8280	8101.05
Sun Pharmaceutical Industries Ltd.	Pharma	SUNPHARMA		1236.2	-3.1	-0.25%	1239.3	1236.05	1247.6	1230.65
Torrent Pharmaceuticals Ltd.	Pharma	TORNTPHARM		2056.85	-43.7	-2.08%	2100.55	2099.5	2103.9	2044.15
Zydus Lifesciences Ltd.	Pharma	ZYDUSLIFE		638.05	-19.9	-3.02%	657.95	661.3	664.95	630.85
Brigade Enterprises Ltd.	Realty	BRIGADE		819.5	-21.2	-2.52%	840.7	844.4	848.65	813
DLF Ltd.	Realty	DLF		649.5	0.9	0.14%	648.6	651	663.9	641.45
Godrej Properties Ltd.	Realty	GODREJPROP		1933.05	-2.8	-0.14%	1935.85	1940	1955	1903.4
Indiabulls Real Estate Ltd.	Realty	IBREALEST		89.65	7.6	9.26%	82.05	82.6	90.8	82.5
Macrotech Developers Ltd.	Realty	LODHA	O=L	917.6	21.35	2.38%	896.25	896.9	925	896.9
Oberoi Realty Ltd.	Realty	OBEROIRLTY		1447.9	-15.05	-1.03%	1462.95	1465	1480	1438.65
Phoenix Mills Ltd.	Realty	PHOENIXLTD		2200.15	-58.3	-2.58%	2258.45	2260	2263.9	2156.4
Prestige Estates Projects Ltd.	Realty	PRESTIGE		1188.9	62.7	5.57%	1126.2	1132	1192.5	1130
Sobha Ltd.	Realty	SOBHA	O=L	1043.15	76	7.86%	967.15	955	1057	955
Sunteck Realty Ltd.	Realty	SUNTECK		494.85	-0.2	-0.04%	495.05	497.45	500.35	490.75
Amber Enterprises India Ltd.	Consumer Durat	AMBER		3095.75	6.9	0.22%	3088.85	3100	3124.65	3075
Bata India Ltd.	Consumer Durat	BATAINDIA		1663.55	4.5	0.27%	1659.05	1661.9	1672	1628.45
Blue Star Ltd.	Consumer Durat	BLUESTARCO		1005.35	-6.85	-0.68%	1012.2	1012	1016.5	996
Crompton Greaves Consumer Electricals Ltd.	Consumer Durat	CROMPTON		298.75	-2.95	-0.98%	301.7	300	305.9	297.05
Dixon Technologies (India) Ltd.	Consumer Durat	DIXON		5965.9	-22.45	-0.37%	5988.35	6010	6048.15	5893.4
Havells India Ltd.	Consumer Durat	HAVELLS	O=H	1341.75	-7.75	-0.57%	1349.5	1357	1357	1332
Kajaria Ceramics Ltd.	Consumer Durat	KAJARIACER		1385.2	6.8	0.49%	1378.4	1378.4	1387.3	1373.05
Orient Electric Ltd.	Consumer Durat	ORIENTELEC		217.95	-1.9	-0.86%	219.85	220.95	221.6	217.55
Rajesh Exports Ltd.	Consumer Durat	RAJESHXPO		358.1	3.6	1.02%	354.5	356.35	360.95	353.15
Relaxo Footwears Ltd.	Consumer Durat	RELAXO		919.5	9.05	0.99%	910.45	910.45	926.15	908
TTK Prestige Ltd.	Consumer Durat	TTKPRESTIG		760.7	-3.9	-0.51%	764.6	763.2	775.5	758.95
Titan Company Ltd.	Consumer Durat	TITAN	O=L	3630.8	45.4	1.27%	3585.4	3575	3646.95	3575
V-Guard Industries Ltd.	Consumer Durat	VGUARD		299.15	0.25	0.08%	298.9	298.9	301.3	296.8
Voltas Ltd.	Consumer Durat	VOLTAS		855.05	-11	-1.27%	866.05	872	878.6	844.85
Whirlpool of India Ltd.	Consumer Durat	WHIRLPOOL	O=H	1312.6	-7.65	-0.58%	1320.25	1334.8	1334.8	1293
Adani Total Gas Ltd.	Oil & Gas	ATGL		1154	-4.6	-0.40%	1158.6	1230	1259.4	1100
Aegis Logistics Ltd.	Oil & Gas	AEGISCHEM		376.35	0.95	0.25%	375.4	377.7	379.4	373.6
Bharat Petroleum Corporation Ltd.	Oil & Gas	BPCL		470.7	-4	-0.84%	474.7	476.9	477.45	465.8
Castrol India Ltd.	Oil & Gas	CASTROLIND		140.6	1.15	0.82%	139.45	140.15	141.2	139
GAIL (India) Ltd.	Oil & Gas	GAIL		140.4	-1.65	-1.16%	142.05	142.85	144.8	137.35
Gujarat Gas Ltd.	Oil & Gas	GUJGASLTD		440.9	-2.1	-0.47%	443	444.2	446.25	439.45

Gujarat State Petronet Ltd.	Oil & Gas	GSPL			297.6	11.5	4.02%	286.1	287.9	302.7	286.3
Hindustan Petroleum Corporation Ltd.	Oil & Gas	HINDPETRO			377.05	-6.05	-1.58%	383.1	384	386.8	373.1
Indian Oil Corporation Ltd.	Oil & Gas	IOC			118.85	-2.5	-2.06%	121.35	122.15	122.45	117.35
Indraprastha Gas Ltd.	Oil & Gas	IGL			401.55	-6.45	-1.58%	408	409.95	412.2	398.3
Mahanagar Gas Ltd.	Oil & Gas	MGL			1156.95	-9.55	-0.82%	1166.5	1172.6	1178.15	1140.6
Oil & Natural Gas Corporation Ltd.	Oil & Gas	ONGC			196.2	-2.7	-1.36%	198.9	199.85	200.3	194.1
Oil India Ltd.	Oil & Gas	OIL			320.2	3.65	1.15%	316.55	318.7	324.8	315.9
Petronet LNG Ltd.	Oil & Gas	PETRONET	O=H		210.15	-2.65	-1.25%	212.8	213.95	213.95	206.9
Reliance Industries Ltd.	Oil & Gas	RELIANCE			2456.55	-0.5	-0.02%	2457.05	2463.85	2476.7	2445

Top 15 Bearish Stocks | Sell !!! Sell !! Sell!!

Symbol	Sector	O=H	Per %	LTP	OPEN	HIGH	LOW	for STBT sell after 3 pm			
PRAJIND	Capital Goods		-10.59%	543.15 (-64.35)	575	586.4	522.6				
NDTV	Media Ent & Publication		-6.15%	271.45 (-17.8)	290.75	291.45	261.05				
ADANIPOWER	Power		-5.69%	530.4 (-32)	566	570	517.5				
ADANIENSOL	Power		-5.61%	1131.4 (-67.3)	1208.7	1235	1070.55				
POLYMED	Healthcare	O=H	-4.98%	1583.7 (-83.05)	1677	1677	1557				
AWL	FMCG		-4.36%	378.35 (-17.25)	397.7	399	372.05				
ADANIGREEN	Power		-4.25%	1555.1 (-69.05)	1645	1668.8	1495				
JWL	Capital Goods		-4.19%	309.55 (-13.55)	310	319.75	307.95				
TORNTPOWER	Power		-4.08%	962.85 (-41)	1008.1	1013	955				
METROBRAND	Consumer Durables		-4.07%	1293 (-54.8)	1347.8	1363.05	1286.1				
ANGELONE	Financial Services		-4.00%	2949.6 (-122.9)	3091	3097	2940.1				
KFINTECH	Financial Services		-3.98%	517.6 (-21.45)	544.4	544.95	515.05				
DALMIASUG	FMCG		-3.92%	392.45 (-16)	405	412.6	391.05				
BALRAMCHIN (F&O)	FMCG		-3.85%	392.85 (-15.75)	400	410	384				
BFUTILITIE	Services		-3.66%	626.8 (-23.8)	652	659.5	618.1				

Top 15 Bullish Stocks | Buy !!! Buy !!! Buy !!!

Symbol	Sector	O=L	Per %	LTP	OPEN	HIGH	LOW	for BTST buy after 3 pm			
SCHNEIDER	Capital Goods	O=L	8.76%	370.45 (29.85)	344	383.2	344				
SOBHA	Realty	O=L	6.85%	1033.4 (66.25)	955	1057	955				
APTUS	Financial Services	O=L	6.61%	318.35 (19.75)	300	319	300				
MAHLOG	Services	O=L	6.00%	381.5 (21.6)	360	383.4	360				
PRESTIGE	Realty		5.59%	1189.2 (63)	1132	1192.5	1130				
STAR	Healthcare		5.44%	512.6 (26.45)	487.8	514.45	486.5				
NOCIL	Chemicals	O=L	5.15%	258.3 (12.65)	252	261.6	252				
RBLBANK (F&O)	Financial Services		4.63%	268 (11.85)	257.55	276.5	257.1				
AHLUCONT	Construction	O=L	4.44%	850.05 (36.1)	815.55	857.3	815.55				
GSPL	Oil Gas & Fuels		4.14%	297.95 (11.85)	287.9	302.7	286.3				
SHANTIGEAR	Capital Goods		3.88%	509.45 (19.05)	492.8	513	490.55				
HBLPOWER	Automobile	O=L	3.85%	409.6 (15.2)	398.2	416.7	398.2				
UJJIVAN	Financial Services		3.81%	560.8 (20.6)	538.95	569.55	535.1				
RUPA	Textiles		3.10%	277.45 (8.35)	269.1	280.95	268.65				
CHOLAFIN (F&O)	Financial Services		2.92%	1170.5 (33.25)	1141	1174.95	1128.25				

[www.oideer.com](http://www.oideer.com)

Tool Subscription Link:

<https://www.oideer.com/subscription-plan/>

1 Day Expiry Spacial Tool Link free to all (Activated only on Expiry Day):

<https://www.oideer.com/oidata-sheet/>

Daily Oi Report (PDF):

<https://www.oideer.com/pdf/>

Learning Videos:

<https://www.oideer.com/training-videos/>

FII-DII Data (Participant wise data):

<https://www.oideer.com/fii-dii-data/>