

01-Dec-2023 Participant Wise OI		04-Dec-2023 Participant Wise OI	
Contracts		Contracts	Change
FII Net Index Future OI	-47161	FII Net Index Future OI	-25358
DII Net Index Future OI	18549	DII Net Index Future OI	38598
Pro Net Index Future OI	17259	Pro Net Index Future OI	-1502
Retail Net Index Future OI	11353	Retail Net Index Future OI	-11738
			-23091

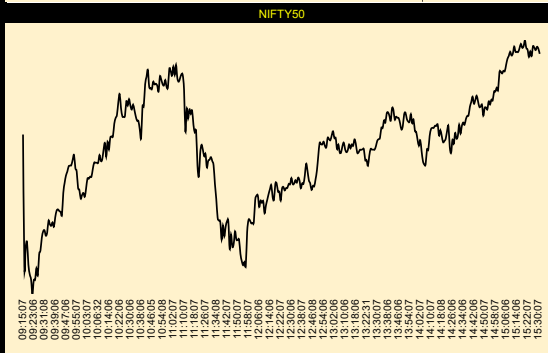
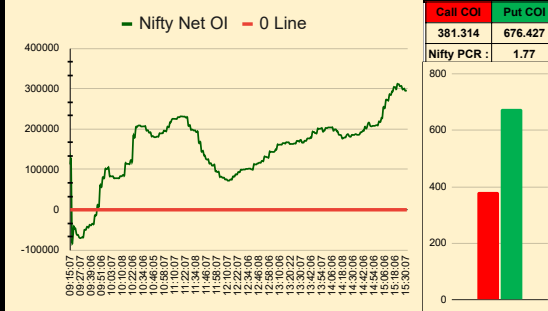


NIFTY50		India VIX 13.46	BANK NIFTY	
Current Expiry	2023-12-07		Current Expiry	2023-12-06
Nifty Prev. Cl	20,686.80		BN Prev. Cl	46,431.40
Nifty50 Open	20,808.90	122.10	BN Open	46,895.90
Nifty50 High	20,864.05		BN High	47,230.55
Nifty50 Low	20,711.15		BN Low	46,653.65
Nifty50 Spot LTP	20,855.10	46.20	BN Spot LTP	47,012.25
Nifty50 VWAP Diff	70.25	Bullish	BN VWAP Diff	35.24
				Bullish
Nifty Expected Day High	20,955.50	91.45	BN Expected Day High	47,226.20
Nifty Expected Day Low	20,662.30	48.85	BN Expected Day Low	46,565.60
Max Call OI (Resistance)	21000	216,041	Max Call OI (Resistance)	47000
Max Put OI (Support)	20700	168,830	Max Put OI (Support)	47000
Nifty50 SRR is	Bearish	0.78	Bank Nifty SRR is	Bearish
				0.71
SRR Says 21000 Strike is Strong Resistance			SRR Says 47000 Strike is Strong Resistance	
Max OI on 47000. BANK NIFTY may be Sideways				

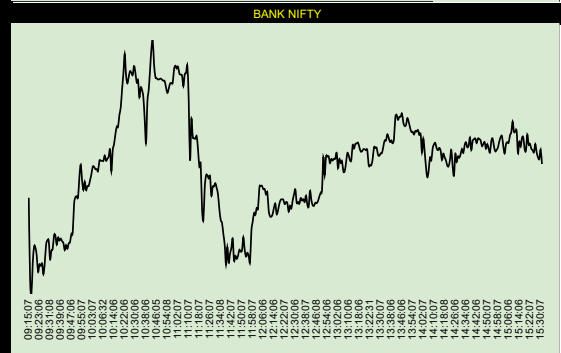
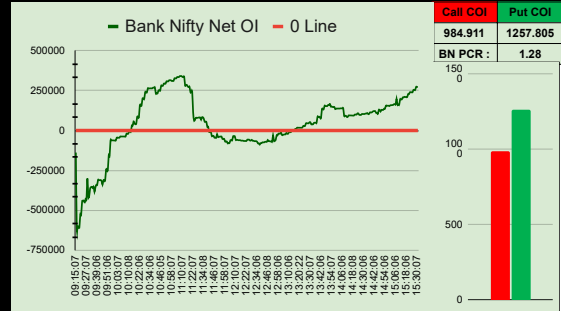
CALL COI	PCR	PUT COI	CALL COI	PCR	PUT COI
381314	1.77	676427	984911	1.28	1257805
Price Action	NET OI	VWAP Diff	Price Action	NET OI	VWAP Diff
Bullish	Bullish	67.03	Bearish	Bullish	50.69

Global Markets					
US	US	Canada	LONDON	JAPAN	CHINA
Dow Jones	Nasdaq	S&P/TSX	FTSE 100	Nikkei 225	Hang Seng
36,204.44	14,185.49	20,410.21	7,485.23	32,775.82	16,305.50
-41.06(-0.11%)	-119.54(-0.84%)	-42.66(-0.21%)	-27.73(-0.37%)	-440.77(-1.33%)	-344.5(-2.07%)


05-Dec-2023 15:34:14 OIDeer.com					
Strike	Open Interest	Strike	Open Interest	Strike	Open Interest
Call Writer (OTM)	21000	216041	Call Writer (OTM)	47300	37039
Call Writer (OTM)	20950	51445	Call Writer (OTM)	47200	48476
Call Writer (OTM)	20900	115593	Call Writer (OTM)	47100	148669
Call Writer (ATM)	20850	78054	Call Writer (ATM)	47000	271836
Call Writer (ATM)	20850	461133	Call Writer (ATM)	47000	506020
Put Writer (ATM)	20850	45270	Put Writer (ATM)	47000	194188
Put Writer (OTM)	20800	155695	Put Writer (OTM)	46900	104805
Put Writer (OTM)	20750	59832	Put Writer (OTM)	46800	147346
Put Writer (OTM)	20700	168830	Put Writer (OTM)	46700	132232
Total	429627		Total	578571	





Top 15 Bearish Stocks Sell !!! Sell !!! Sell !!!						
Symbol	Sector	O=H	LTP	OPEN	HIGH	LOW
CYIENT	Information Technol	O=H	2043.1 (-146.05)	2189.05	2189.15	2022.2
GOKEX	Textiles	O=H	942.75 (-57.55)	1002.05	1022.95	898
NIACL	Financial Services	O=H	231.4 (-10.5)	241.9	247.45	230.5
AUTOAXLES	Automobile	O=H	2213.7 (-91.9)	2305	2305	2194.2
PHOENIXLTD	Realty	O=H	2281.15 (-90.4)	2384.75	2384.75	2280
BECTORFOOD	FMCG	O=H	1166.95 (-44.7)	1223.7	1223.7	1160.85
TEGA	Capital Goods	O=H	973 (-37.2)	1015.75	1015.75	968.05
KIRLOSMBROS	Capital Goods	O=H	983.05 (-36.65)	1029.8	1047.8	965.05
SPANDANA	Financial Services	O=H	1017.35 (-36.9)	1065	1070.45	1010
KOLTEPATIL	Realty	O=H	514.4 (-18.55)	530	532.3	511.6
PRESTIGE	Realty	O=H	1066.8 (-38.1)	1107.15	1111.95	1066.2
CICIPRULI (F&O)	Financial Services	O=H	544.7 (-18.6)	565	565	542.25
GRAVITA	Metals & Mining	O=H	1080.8 (-34.15)	1124.3	1124.95	1071.3
ETHOSLTD	Consumer Durables	O=H	1901.45 (-57.05)	1958.5	1971.55	1860
TEAMLEASE	Services	O=H	2513 (-71.05)	2597	2600.9	2490





Top 15 Bullish Stocks Buy !!! Buy !!! Buy !!!							
#	Symbol	Sector	O=L	LTP	OPEN	HIGH	LOW
1	ATGL	Oil Gas & Fuels	O=L	878.7 (146.45)	732.3	878.7	712
2	ADANIENSOL	Power	O=L	1084.4 (180.7)	903	1084.4	882.5
3	NDTV	Media Ent & Publica	O=L	265.7 (40.65)	225.3	268.8	221.15
4	ADANIENT (F&O)	Metals & Mining	O=L	2968.7 (437.5)	2531.2	2999.9	2531.2
5	ADANIPOWER	Power	O=L	537.55 (72.85)	463	545.8	456
6	DANIIMPORTS (F&O)	Services	O=L	1010 (131.35)	884	1024.3	880
7	PANAMAPET	Oil Gas & Fuels	O=L	347 (35.1)	313.15	355	311.2
8	RALLIS	Chemicals	O=L	257.95 (24.95)	233	258.8	232.95
9	AWL	FMCG	O=L	380.85 (34.6)	348	380.85	342.35
10	ACC (F&O)	Instruction Materi	O=L	2191.05 (171.55)	2023	2192.35	2013.75
11	HSCL	Chemicals	O=L	292.05 (20.35)	272.8	292.4	268.4
12	MBUJACEM (F&O)	Instruction Materi	O=L	507.9 (33.35)	475	513.5	474.55
13	JKPAPER	Forest Materials	O=L	393.9 (24.95)	371.95	394.95	368.9
14	SWANENERGY	Realty	O=L	446 (28.1)	428.9	460.5	427.35
15	GLOBUSSPR	FMCG	O=L	892 (53.55)	844	897	840


Nifty ATM		Current Expiry	Exp High :	20,955.50	91.45	Not Break	Resistanc	21000	BN ATM	Tuesday		Exp High :	47,226.20	-4.35	Breakout	Resistanc	47000
20850		2023-12-07	Exp Low :	20,662.30	48.85	Not Break	Support	20700	47000			Exp Low :	46,565.60	88.05	Not Break	Support	47000
Time	NET Oi	+▲-▼	Net Oi Signal	Price Action Signal	VWAP Diff	Strike	Nifty PCR	Nifty LTP	Time	NET Oi	+▲-▼	Net Oi Signal	Price Action Signal	VWAP Diff	Strike	BN PCR	BN LTP
09:15:07	112326	0	Bullish	Wait	95.60		1.75	20,808.90	09:15:07	-138282	0	Bearish	Wait	575.12		0.77	46,895.90
09:16:06	114609	2283	Bullish	Wait	2.78		1.77	20,733.30	09:16:06	-601207	-462925	Bearish	Wait	-58.60		0.43	46,729.85
09:17:07	-69349	-183958	Bearish	Wait	4.86		0.79	20,744.40	09:17:07	-601207	0	Bearish	Wait	-26.41	Buy 47000 PE	0.43	46,698.10
09:18:06	-69349	0	Bearish	Wait	7.87		0.79	20,747.10	09:18:06	-601207	0	Bearish	Wait	41.33	Buy 46500 CE	0.43	46,761.15
09:19:05	-41962	27387	Bearish	Wait	0.83		0.88	20,734.30	09:19:05	-605895	-4688	Bearish	Wait	86.38		0.46	46,795.05
09:20:06	-46605	-4643	Bearish	Wait	-5.93		0.87	20,728.80	09:20:06	-525980	79915	Bearish	Wait	36.67		0.54	46,793.20
09:21:06	-46605	0	Bearish	Wait	-8.82		0.87	20,725.75	09:21:06	-525980	0	Bearish	Wait	35.69		0.54	46,776.20
09:22:08	-58975	-12370	Bearish	Wait	-14.59	Buy 20900 PE	0.85	20,717.55	09:22:08	-448071	77909	Bearish	Wait	12.00		0.63	46,743.25
09:23:06	-62430	-3455	Bearish	Wait	-10.83		0.84	20,725.30	09:23:06	-439273	8798	Bearish	Wait	7.78		0.64	46,758.50
09:24:08	-62430	0	Bearish	Wait	-1.55		0.84	20,725.70	09:24:08	-439273	0	Bearish	Wait	38.42		0.64	46,755.85
09:25:06	-67807	-5377	Bearish	Wait	3.94		0.84	20,732.20	09:25:06	-450527	-11254	Bearish	Wait	39.19		0.64	46,760.10
09:26:06	-69959	-2152	Bearish	Wait	-0.71		0.84	20,728.10	09:26:06	-428394	22133	Bearish	Wait	11.93		0.66	46,738.55
09:27:07	-69959	0	Bearish	Wait	3.51		0.84	20,740.05	09:27:07	-428394	0	Bearish	Wait	5.71		0.66	46,761.30
09:28:09	-68616	1343	Bearish	Bearish	9.98		0.84	20,742.45	09:28:09	-300495	127899	Bearish	Bearish	56.27		0.75	46,798.50
09:29:10	-67816	800	Bearish	Bullish	12.32	Buy 20500 CE	0.84	20,749.70	09:29:10	-411628	-111133	Bearish	Bullish	59.19		0.69	46,808.30
09:30:07	-67816	0	Bearish	Bullish	18.27		0.84	20,753.30	09:30:07	-411628	0	Bearish	Bullish	52.10		0.69	46,806.60
09:31:08	-51266	16550	Bearish	Bullish	13.78		0.88	20,753.95	09:31:08	-365911	45717	Bearish	Bullish	53.17		0.73	46,769.20
09:32:07	-49369	1897	Bearish	Bullish	16.85		0.89	20,750.85	09:32:07	-354710	11201	Bearish	Bearish	29.50		0.74	46,786.95
09:33:08	-49369	0	Bearish	Bullish	15.57		0.89	20,752.70	09:33:08	-353698	1012	Bearish	Bearish	31.95		0.74	46,791.20
09:34:07	-42469	6900	Bearish	Bullish	14.50		0.91	20,759.45	09:34:07	-360234	-6536	Bearish	Bullish	49.74		0.74	46,818.65
09:35:06	-42469	0	Bearish	Bullish	18.00		0.91	20,757.45	09:35:06	-351338	8896	Bearish	Bullish	53.26		0.75	46,817.50
09:36:08	-44069	-1600	Bearish	Bullish	17.28		0.9	20,756.55	09:36:08	-383397	-32059	Bearish	Bullish	40.17		0.73	46,799.50
09:37:06	-37627	6442	Bearish	Bullish	16.64		0.92	20,758.50	09:37:06	-357001	26396	Bearish	Bullish	42.69		0.75	46,814.10
09:38:06	-38384	-757	Bearish	Bullish	14.37		0.92	20,756.00	09:38:06	-340529	16472	Bearish	Bullish	48.02		0.76	46,807.75
09:39:06	-38384	0	Bearish	Bullish	20.58		0.92	20,761.40	09:39:06	-341053	-524	Bearish	Bullish	81.57		0.76	46,811.70
09:40:06	-34733	3651	Bearish	Bullish	25.63		0.93	20,765.15	09:40:06	-308829	32224	Bearish	Bullish	53.48		0.78	46,806.45
09:41:07	-34733	0	Bearish	Bullish	24.09		0.93	20,765.95	09:41:07	-310931	-2102	Bearish	Bullish	41.55		0.78	46,802.50
09:42:08	-34733	0	Bearish	Bullish	28.27		0.93	20,765.00	09:42:08	-310931	0	Bearish	Bearish	54.40		0.78	46,788.10
09:43:06	-14603	20130	Bearish	Bullish	27.77		0.97	20,764.45	09:43:06	-310362	569	Bearish	Bearish	57.27		0.78	46,798.50
09:44:06	-14603	0	Bearish	Bullish	28.19		0.97	20,762.75	09:44:06	-317458	-7096	Bearish	Bullish	65.39		0.78	46,790.95
09:45:07	-11100	3503	Bearish	Bullish	31.91		0.98	20,775.35	09:45:07	-338728	-21270	Bearish	Bullish	53.61		0.77	46,801.80
09:46:06	10679	21779	Bullish	Bullish	43.67		1.02	20,781.10	09:46:06	-312067	26661	Bearish	Bullish	58.35		0.79	46,804.95
09:47:06	10679	0	Bullish	Bullish	55.74		1.02	20,785.35	09:47:06	-312067	0	Bearish	Bullish	85.53		0.79	46,821.70
09:48:06	10679	0	Bullish	Bullish	52.92		1.02	20,787.60	09:48:06	-312067	0	Bearish	Bullish	75.44		0.79	46,824.50
09:49:07	57662	46983	Bullish	Bullish	58.17		1.13	20,790.60	09:49:07	-246421	65646	Bearish	Bullish	125.97		0.83	46,882.65
09:50:07	57662	0	Bullish	Bullish	59.60		1.13	20,791.05	09:50:07	-246421	0	Bearish	Bullish	170.30		0.83	46,896.85


Nifty ATM		Current Expiry	Exp High : 20,955.50	91.45	Not Break	Resistanc	21000	BN ATM	Tuesday		Exp High : 47,226.20	-4.35	Breakout	Resistanc	47000		
20850		2023-12-07	Exp Low : 20,662.30	48.85	Not Break	Support	20700	47000			Exp Low : 46,565.60	88.05	Not Break	Support	47000		
Time	NET Oi	+▲-▼	Net Oi Signal	Price Action Signal	VWAP Diff	Strike	Nifty PCR	Nifty LTP	Time	NET Oi	+▲-▼	Net Oi Signal	Price Action Signal	VWAP Diff	Strike	BN PCR	BN LTP
09:51:06	57662	0	Bullish	Bullish	53.54		1.13	20,791.35	09:51:06	-246421	0	Bearish	Bullish	144.80		0.83	46,898.95
09:52:07	79236	21574	Bullish	Bullish	57.65		1.18	20,794.40	09:52:07	-156982	89439	Bearish	Bullish	175.19		0.88	46,897.25
09:53:07	79236	0	Bullish	Bullish	55.18		1.18	20,797.20	09:53:07	-156982	0	Bearish	Bullish	182.60		0.88	46,939.20
09:54:06	79236	0	Bullish	Bullish	53.69		1.18	20,789.65	09:54:06	-65143	91839	Bearish	Bullish	237.79		0.95	46,963.85
09:55:07	100578	21342	Bullish	Bullish	46.61		1.23	20,787.65	09:55:07	-61715	3428	Bearish	Bullish	211.29		0.95	46,931.45
09:56:06	100578	0	Bullish	Bullish	38.45		1.23	20,778.40	09:56:06	-61715	0	Bearish	Bullish	186.97		0.95	46,911.95
09:57:07	100578	0	Bullish	Bullish	29.18		1.23	20,777.05	09:57:07	-61715	0	Bearish	Bullish	176.98		0.95	46,929.00
09:58:06	103733	3155	Bullish	Bearish	27.40		1.24	20,772.10	09:58:06	-62502	-787	Bearish	Bullish	176.23		0.95	46,911.45
09:59:07	103733	0	Bullish	Bearish	21.34		1.24	20,774.20	09:59:07	-62502	0	Bearish	Bullish	140.30		0.95	46,919.85
10:00:07	84428	-19305	Bullish	Bearish	27.95		1.19	20,775.35	10:00:07	-62502	0	Bearish	Bullish	175.23		0.95	46,920.50
10:01:07	82816	-1612	Bullish	Bearish	26.39		1.18	20,773.20	10:01:07	-45083	17419	Bearish	Bullish	176.70		0.96	46,932.20
10:02:06	82816	0	Bullish	Bearish	25.79		1.18	20,777.95	10:02:06	-45083	0	Bearish	Bullish	175.50		0.96	46,944.30
10:03:07	82816	0	Bullish	Bearish	31.46		1.18	20,783.55	10:03:07	-45083	0	Bearish	Bullish	182.53		0.96	46,959.90
10:03:36	82816	0	Bullish	Bearish	31.46		1.18	20,783.55	10:03:36	-45083	0	Bearish	Bullish	182.53		0.96	46,959.90
10:03:52	78143	-4673	Bullish	Bearish	38.65		1.17	20,784.70	10:03:52	-37544	7539	Bearish	Bullish	186.98		0.97	46,954.90
10:04:42	78143	0	Bullish	Bearish	38.65		1.17	20,784.70	10:04:42	-37544	0	Bearish	Bullish	186.98		0.97	46,954.90
10:05:12	78143	0	Bullish	Bearish	34.94		1.17	20,789.10	10:05:12	-37544	0	Bearish	Bearish	172.36		0.97	46,950.85
10:05:50	78143	0	Bullish	Bullish	40.33		1.17	20,792.70	10:05:50	-37544	0	Bearish	Bullish	192.01		0.97	46,972.25
10:06:11	78143	0	Bullish	Bullish	40.33		1.17	20,792.70	10:06:11	-37544	0	Bearish	Bullish	192.01		0.97	46,972.25
10:06:19	78143	0	Bullish	Bullish	40.33		1.17	20,792.70	10:06:19	-37544	0	Bearish	Bullish	192.01		0.97	46,972.25
10:06:32	78143	0	Bullish	Bullish	40.33		1.17	20,792.70	10:06:32	-37544	0	Bearish	Bullish	192.01		0.97	46,972.25
10:07:06	83003	4860	Bullish	Bullish	42.02		1.18	20,797.10	10:07:06	-19983	17561	Bearish	Bullish	199.00		0.98	46,983.00
10:08:09	83003	0	Bullish	Bullish	42.17		1.18	20,793.75	10:08:09	-19983	0	Bearish	Bullish	194.75		0.98	46,972.20
10:09:06	83003	0	Bullish	Bullish	36.35		1.18	20,794.50	10:09:06	-19983	0	Bearish	Bullish	183.13		0.98	46,976.50
10:10:08	85916	2913	Bullish	Bullish	42.16		1.19	20,800.05	10:10:08	-6268	13715	Bearish	Bullish	182.03		1	46,981.20
10:11:06	85916	0	Bullish	Bullish	47.32		1.19	20,804.05	10:11:06	-6268	0	Bearish	Bullish	188.44		1	46,995.55
10:12:06	85916	0	Bullish	Bullish	48.12		1.19	20,796.20	10:12:06	-6268	0	Bearish	Bearish	182.35		1	46,950.90
10:13:05	113946	28030	Bullish	Bullish	48.76		1.25	20,804.75	10:13:05	30852	37120	Bullish	Bullish	181.70		1.02	46,993.75
10:14:06	113946	0	Bullish	Bullish	39.30		1.25	20,800.30	10:14:06	30852	0	Bullish	Bullish	193.21		1.02	47,006.75
10:15:07	113946	0	Bullish	Bullish	45.73		1.25	20,806.90	10:15:07	56726	25874	Bullish	Bullish	199.62		1.05	47,026.80
10:16:06	113521	-425	Bullish	Bullish	48.22		1.24	20,807.85	10:16:06	42489	-14237	Bullish	Bullish	232.93		1.03	47,042.40
10:17:06	113521	0	Bullish	Bullish	49.01		1.24	20,807.85	10:17:06	42489	0	Bullish	Bullish	250.60		1.03	47,042.40
10:18:06	113521	0	Bullish	Bullish	51.63		1.24	20,815.10	10:18:06	42489	0	Bullish	Bullish	261.41		1.03	47,067.15
10:19:07	122103	8582	Bullish	Bullish	50.91		1.26	20,818.35	10:19:07	84903	42414	Bullish	Bullish	266.53		1.07	47,082.05
10:20:06	122103	0	Bullish	Bullish	55.02		1.26	20,820.20	10:20:06	84903	0	Bullish	Bullish	312.96		1.07	47,119.70
10:21:08	122103	0	Bullish	Bullish	65.72		1.26	20,827.40	10:21:08	84903	0	Bullish	Bullish	337.40		1.07	47,152.70


Nifty ATM		Current Expiry	Exp High : 20,955.50	91.45	Not Break	Resistanc	21000	BN ATM	Tuesday		Exp High : 47,226.20	-4.35	Breakout	Resistanc	47000		
20850		2023-12-07	Exp Low : 20,662.30	48.85	Not Break	Support	20700	47000			Exp Low : 46,565.60	88.05	Not Break	Support	47000		
Time	NET Oi	+▲-▼	Net Oi Signal	Price Action Signal	VWAP Diff	Strike	Nifty PCR	Nifty LTP	Time	NET Oi	+▲-▼	Net Oi Signal	Price Action Signal	VWAP Diff	Strike	BN PCR	BN LTP
10:22:06	180233	58130	Bullish	Bullish	73.72		1.44	20,832.15	10:22:06	156743	71840	Bullish	Bullish	381.47		1.15	47,193.15
10:23:08	180233	0	Bullish	Bullish	62.30		1.44	20,824.15	10:23:08	156743	0	Bullish	Bullish	281.46		1.15	47,148.70
10:24:06	180233	0	Bullish	Bullish	64.18		1.44	20,819.45	10:24:06	156743	0	Bullish	Bullish	277.61		1.15	47,132.35
10:25:06	204228	23995	Bullish	Bullish	59.71		1.52	20,819.05	10:25:06	198994	42251	Bullish	Bullish	271.54		1.19	47,145.65
10:26:07	204228	0	Bullish	Bullish	59.67		1.52	20,819.80	10:26:07	198994	0	Bullish	Bullish	282.46		1.19	47,157.55
10:27:06	206777	2549	Bullish	Bullish	63.66		1.53	20,828.00	10:27:06	198994	0	Bullish	Bullish	285.00		1.19	47,154.20
10:28:06	208646	1869	Bullish	Bullish	66.27		1.54	20,825.55	10:28:06	238928	39934	Bullish	Bullish	272.25		1.24	47,149.50
10:29:06	208646	0	Bullish	Bullish	67.85		1.54	20,829.25	10:29:06	238928	0	Bullish	Bullish	277.31		1.24	47,168.00
10:30:06	208646	0	Bullish	Bullish	66.90		1.54	20,825.55	10:30:06	238928	0	Bullish	Bullish	273.90		1.24	47,154.75
10:31:06	206365	-2281	Bullish	Bullish	64.87		1.53	20,823.25	10:31:06	263631	24703	Bullish	Bullish	262.30		1.26	47,133.90
10:32:07	206365	0	Bullish	Bullish	55.84		1.53	20,826.05	10:32:07	263631	0	Bullish	Bullish	229.88		1.26	47,138.20
10:33:06	206365	0	Bullish	Bullish	47.84		1.53	20,823.05	10:33:06	263631	0	Bullish	Bearish	153.84		1.26	47,103.30
10:34:06	206652	287	Bullish	Bearish	54.18		1.52	20,819.35	10:34:06	264026	395	Bullish	Bearish	198.44		1.26	47,123.90
10:35:07	206652	0	Bullish	Bearish	49.59		1.52	20,816.85	10:35:07	264026	0	Bullish	Bearish	196.80		1.26	47,118.35
10:36:07	206652	0	Bullish	Bearish	46.88		1.52	20,816.60	10:36:07	264026	0	Bullish	Bearish	188.27		1.26	47,102.85
10:37:07	196794	-9858	Bullish	Bearish	41.18		1.49	20,811.75	10:37:07	268492	4466	Bullish	Bearish	141.46		1.26	47,056.90
10:38:06	196794	0	Bullish	Bearish	33.69		1.49	20,806.80	10:38:06	268492	0	Bullish	Bearish	93.18		1.26	47,009.10
10:39:10	196794	0	Bullish	Bullish	36.49		1.49	20,824.75	10:39:10	268492	0	Bullish	Bearish	70.84		1.26	47,093.65
10:40:07	191215	-5579	Bullish	Bearish	39.85		1.47	20,825.55	10:40:07	232540	-35952	Bullish	Bearish	108.07		1.23	47,119.15
10:41:06	191215	0	Bullish	Bullish	54.66		1.47	20,837.80	10:41:06	232540	0	Bullish	Bullish	178.16		1.23	47,159.70
10:42:06	191215	0	Bullish	Bullish	56.89		1.47	20,841.95	10:42:06	232540	0	Bullish	Bullish	209.52		1.23	47,202.95
10:43:06	182059	-9156	Bullish	Bullish	57.79		1.44	20,846.10	10:43:06	250826	18286	Bullish	Bullish	205.06		1.25	47,221.30
10:44:06	182059	0	Bullish	Bullish	52.67		1.44	20,836.45	10:44:06	250826	0	Bullish	Bullish	190.12		1.25	47,172.25
10:45:06	182059	0	Bullish	Bullish	51.51		1.44	20,835.65	10:45:06	250826	0	Bullish	Bullish	161.71		1.25	47,145.85
10:46:05	179852	-2207	Bullish	Bullish	52.70		1.43	20,834.95	10:46:05	280016	29190	Bullish	Bullish	164.69		1.28	47,142.80
10:47:07	179852	0	Bullish	Bullish	51.28		1.43	20,839.25	10:47:07	280016	0	Bullish	Bullish	157.88		1.28	47,140.30
10:48:07	179852	0	Bullish	Bullish	50.16		1.43	20,837.70	10:48:07	280016	0	Bullish	Bullish	149.94		1.28	47,140.95
10:49:06	181223	1371	Bullish	Bullish	54.59		1.43	20,838.10	10:49:06	293651	13635	Bullish	Bullish	171.52		1.29	47,142.30
10:50:06	181223	0	Bullish	Bullish	50.01		1.43	20,837.00	10:50:06	293651	0	Bullish	Bullish	152.16		1.29	47,139.85
10:51:06	181396	173	Bullish	Bullish	49.79		1.43	20,833.60	10:51:06	293651	0	Bullish	Bullish	151.76		1.29	47,137.75
10:52:06	189042	7646	Bullish	Bullish	44.82		1.45	20,842.25	10:52:06	307627	13976	Bullish	Bullish	127.68		1.3	47,136.75
10:53:07	189042	0	Bullish	Bullish	51.90		1.45	20,840.50	10:53:07	307627	0	Bullish	Bullish	113.57		1.3	47,123.45
10:54:08	189042	0	Bullish	Bullish	51.04		1.45	20,837.85	10:54:08	307627	0	Bullish	Bearish	115.49		1.3	47,112.55
10:55:06	189863	821	Bullish	Bearish	53.51		1.45	20,837.10	10:55:06	314547	6920	Bullish	Bearish	137.46		1.31	47,121.20
10:56:07	189863	0	Bullish	Bearish	53.01		1.45	20,840.20	10:56:07	314547	0	Bullish	Bearish	139.65		1.31	47,131.75
10:57:07	196006	6143	Bullish	Bearish	54.32		1.46	20,836.25	10:57:07	314547	0	Bullish	Bearish	146.89		1.31	47,133.10


Nifty ATM		Current Expiry	Exp High :	20,955.50	91.45	Not Break	Resistanc	21000	BN ATM	Tuesday		Exp High :	47,226.20	-4.35	Breakout	Resistanc	47000
20850		2023-12-07	Exp Low :	20,662.30	48.85	Not Break	Support	20700	47000			Exp Low :	46,565.60	88.05	Not Break	Support	47000
Time	NET Oi	+▲-▼	Net Oi Signal	Price Action Signal	VWAP Diff	Strike	Nifty PCR	Nifty LTP	Time	NET Oi	+▲-▼	Net Oi Signal	Price Action Signal	VWAP Diff	Strike	BN PCR	BN LTP
10:58:07	194920	-1086	Bullish	Bullish	50.38		1.46	20,836.15	10:58:07	309999	-4548	Bullish	Bearish	138.47		1.3	47,133.55
10:59:07	194920	0	Bullish	Bullish	47.29		1.46	20,846.60	10:59:07	310954	955	Bullish	Bullish	144.49		1.3	47,161.30
11:00:06	194920	0	Bullish	Bullish	58.10		1.46	20,845.45	11:00:06	310954	0	Bullish	Bullish	182.59		1.3	47,169.00
11:01:06	205165	10245	Bullish	Bullish	55.56		1.49	20,842.70	11:01:06	326480	15526	Bullish	Bullish	169.98		1.32	47,163.00
11:02:07	205165	0	Bullish	Bullish	62.61		1.49	20,847.90	11:02:07	326480	0	Bullish	Bullish	175.15		1.32	47,166.90
11:03:06	205165	0	Bullish	Bullish	67.02		1.49	20,843.15	11:03:06	326480	0	Bullish	Bullish	181.22		1.32	47,152.55
11:04:07	216467	11302	Bullish	Bullish	62.66		1.53	20,848.95	11:04:07	334627	8147	Bullish	Bullish	161.10		1.32	47,150.35
11:05:06	216467	0	Bullish	Bearish	63.47		1.53	20,841.30	11:05:06	334627	0	Bullish	Bullish	148.20		1.32	47,148.20
11:06:09	222668	6201	Bullish	Bearish	54.11		1.54	20,839.25	11:06:09	334627	0	Bullish	Bullish	147.44		1.32	47,126.60
11:07:07	225237	2569	Bullish	Bullish	57.92		1.55	20,841.20	11:07:07	340648	6021	Bullish	Bullish	158.77		1.33	47,150.70
11:08:06	225237	0	Bullish	Bullish	60.45		1.55	20,843.45	11:08:06	340648	0	Bullish	Bullish	164.96		1.33	47,153.95
11:09:07	225237	0	Bullish	Bullish	62.64		1.55	20,843.10	11:09:07	340648	0	Bullish	Bullish	179.47		1.33	47,167.90
11:10:07	225043	-194	Bullish	Bearish	59.52		1.55	20,834.55	11:10:07	335145	-5503	Bullish	Bearish	185.75		1.32	47,097.80
11:11:07	225043	0	Bullish	Bearish	43.53		1.55	20,810.65	11:11:07	335145	0	Bullish	Bearish	92.93		1.32	46,972.85
11:12:07	225043	0	Bullish	Bearish	41.64		1.55	20,823.80	11:12:07	335145	0	Bullish	Bearish	78.19		1.32	47,058.40
11:13:07	229236	4193	Bullish	Bearish	40.64		1.57	20,818.05	11:13:07	282147	-52998	Bullish	Bearish	76.97		1.27	47,022.70
11:14:07	229236	0	Bullish	Bearish	40.20		1.57	20,823.35	11:14:07	285165	3018	Bullish	Bearish	49.96		1.27	47,018.65
11:15:06	229236	0	Bullish	Bearish	46.67		1.57	20,820.75	11:15:06	285165	0	Bullish	Bearish	74.40		1.27	47,017.80
11:16:06	231236	2000	Bullish	Bearish	38.70		1.57	20,822.70	11:16:06	274942	-10223	Bullish	Bearish	26.53		1.26	47,022.75
11:17:06	231236	0	Bullish	Bearish	37.49		1.57	20,814.45	11:17:06	273137	-1805	Bullish	Bearish	16.08		1.26	46,995.00
11:18:07	231236	0	Bullish	Bearish	30.12		1.57	20,810.05	11:18:07	273137	0	Bullish	Bearish	-26.17	Buy 47300 PE	1.26	46,960.20
11:19:07	230773	-463	Bullish	Bearish	26.77		1.57	20,810.60	11:19:07	239921	-33216	Bullish	Bearish	-46.19		1.22	46,964.35
11:20:06	230773	0	Bullish	Bearish	6.23		1.57	20,791.10	11:20:06	239921	0	Bullish	Bearish	-105.09		1.22	46,874.15
11:21:07	230773	0	Bullish	Bearish	-4.04		1.57	20,784.80	11:21:07	239921	0	Bullish	Bearish	-179.71		1.22	46,850.15
11:22:07	228498	-2275	Bullish	Bearish	1.93		1.58	20,798.00	11:22:07	115386	-124535	Bullish	Bearish	-132.33		1.11	46,915.70
11:23:06	228498	0	Bullish	Bearish	8.64		1.58	20,802.95	11:23:06	64988	-50398	Bullish	Bearish	-76.08		1.06	46,941.65
11:24:07	228498	0	Bullish	Bearish	9.83		1.58	20,800.25	11:24:07	64988	0	Bullish	Bearish	-43.87		1.06	46,942.30
11:25:07	209042	-19456	Bullish	Bearish	2.51		1.51	20,796.40	11:25:07	79243	14255	Bullish	Bearish	-57.05		1.07	46,935.95
11:26:07	209042	0	Bullish	Bearish	5.03		1.51	20,797.65	11:26:07	79243	0	Bullish	Bearish	-67.13		1.07	46,939.95
11:27:07	209042	0	Bullish	Bearish	6.96		1.51	20,790.00	11:27:07	79243	0	Bullish	Bearish	-44.17		1.07	46,900.05
11:28:06	198497	-10545	Bullish	Bearish	1.40		1.48	20,793.80	11:28:06	81161	1918	Bullish	Bearish	-85.90		1.07	46,918.85
11:29:06	198497	0	Bullish	Bearish	5.03		1.48	20,794.45	11:29:06	81161	0	Bullish	Bearish	-38.87		1.07	46,919.30
11:30:07	198497	0	Bullish	Bearish	8.45		1.48	20,795.90	11:30:07	81161	0	Bullish	Bearish	-61.63		1.07	46,925.80
11:31:06	196507	-1990	Bullish	Bearish	11.56		1.47	20,793.70	11:31:06	67791	-13370	Bullish	Bearish	-59.85		1.06	46,915.65
11:32:07	196507	0	Bullish	Bearish	0.15		1.47	20,791.20	11:32:07	82561	14770	Bullish	Bearish	-77.17		1.07	46,902.65
11:33:07	196507	0	Bullish	Bearish	-10.67	Buy 21000 PE	1.47	20,780.55	11:33:07	82561	0	Bullish	Bearish	-142.27		1.07	46,872.20


Nifty ATM		Current Expiry	Exp High :	20,955.50	91.45	Not Break	Resistanc	21000	BN ATM	Tuesday		Exp High :	47,226.20	-4.35	Breakout	Resistanc	47000
20850		2023-12-07	Exp Low :	20,662.30	48.85	Not Break	Support	20700	47000			Exp Low :	46,565.60	88.05	Not Break	Support	47000
Time	NET Oi	+▲-▼	Net Oi Signal	Price Action Signal	VWAP Diff	Strike	Nifty PCR	Nifty LTP	Time	NET Oi	+▲-▼	Net Oi Signal	Price Action Signal	VWAP Diff	Strike	BN PCR	BN LTP
11:34:08	192474	-4033	Bullish	Bearish	-10.67		1.45	20,771.90	11:34:08	74046	-8515	Bullish	Bullish	-142.27		1.06	46,850.15
11:35:06	192474	0	Bullish	Bearish	-32.81		1.45	20,761.30	11:35:06	55461	-18585	Bullish	Bearish	-177.94		1.05	46,843.85
11:36:07	192474	0	Bullish	Bearish	-32.81		1.45	20,759.50	11:36:07	55461	0	Bullish	Bearish	-184.23		1.05	46,821.00
11:37:07	166954	-25520	Bullish	Bearish	-34.35		1.38	20,758.65	11:37:07	52053	-3408	Bullish	Bearish	-209.50		1.04	46,799.30
11:38:06	166954	0	Bullish	Bearish	-34.08		1.38	20,748.70	11:38:06	22684	-29369	Bullish	Bearish	-209.50		1.02	46,758.35
11:39:08	166954	0	Bullish	Bearish	-34.08		1.38	20,756.65	11:39:08	22684	0	Bullish	Bearish	-203.50		1.02	46,794.30
11:40:06	145294	-21660	Bullish	Bearish	-32.34		1.32	20,750.45	11:40:06	-8490	-31174	Bearish	Bearish	-203.65		0.99	46,762.25
11:41:06	145294	0	Bullish	Bearish	-32.34		1.32	20,756.05	11:41:06	-6866	1624	Bearish	Bearish	-203.65		0.99	46,780.80
11:42:07	145294	0	Bullish	Bearish	-32.34		1.32	20,759.10	11:42:07	-6866	0	Bearish	Bearish	-203.65		0.99	46,792.45
11:43:06	134574	-10720	Bullish	Bearish	-29.45		1.3	20,758.95	11:43:06	-33979	-27113	Bearish	Bearish	-194.13		0.97	46,811.70
11:44:09	134574	0	Bullish	Bearish	-34.89		1.3	20,743.25	11:44:09	-33979	0	Bearish	Bearish	-163.28		0.97	46,766.60
11:45:06	127070	-7504	Bullish	Bearish	-11.74		1.27	20,751.50	11:45:06	-33979	0	Bearish	Bearish	-115.24		0.97	46,776.35
11:46:07	124569	-2501	Bullish	Bearish	-37.14		1.27	20,744.50	11:46:07	-44870	-10891	Bearish	Bearish	-203.23		0.97	46,770.10
11:47:07	124569	0	Bullish	Bearish	-36.98		1.27	20,746.25	11:47:07	-44870	0	Bearish	Bearish	-215.99		0.97	46,776.30
11:48:06	124569	0	Bullish	Bearish	-30.32		1.27	20,753.30	11:48:06	-44870	0	Bearish	Bearish	-206.91		0.97	46,788.70
11:49:07	115039	-9530	Bullish	Bearish	-38.04		1.25	20,748.65	11:49:07	-23381	21489	Bearish	Bearish	-183.26		0.98	46,784.95
11:50:07	115039	0	Bullish	Bearish	-37.14		1.25	20,748.40	11:50:07	-40335	-16954	Bearish	Bearish	-172.65		0.97	46,788.15
11:51:06	115039	0	Bullish	Bearish	-31.14		1.25	20,748.55	11:51:06	-40335	0	Bearish	Bullish	-172.65		0.97	46,814.35
11:52:06	109681	-5358	Bullish	Bearish	-31.14		1.23	20,740.45	11:52:06	-38183	2152	Bearish	Bearish	-150.26		0.97	46,788.80
11:53:06	109681	0	Bullish	Bearish	-51.16		1.23	20,736.35	11:53:06	-38183	0	Bearish	Bullish	-150.26		0.97	46,774.85
11:54:07	109681	0	Bullish	Bearish	-51.16		1.23	20,733.95	11:54:07	-38183	0	Bearish	Bullish	-188.32		0.97	46,782.65
11:55:06	111562	1881	Bullish	Bearish	-48.45		1.24	20,735.80	11:55:06	-52544	-14361	Bearish	Bearish	-189.59		0.96	46,775.95
11:56:06	96082	-15480	Bullish	Bearish	-53.14		1.2	20,733.75	11:56:06	-52544	0	Bearish	Bearish	-198.02		0.96	46,763.55
11:57:07	96082	0	Bullish	Bullish	-37.03		1.2	20,752.90	11:57:07	-52544	0	Bearish	Bullish	-166.51		0.96	46,826.75
11:58:07	93546	-2536	Bullish	Bullish	-23.43		1.2	20,759.75	11:58:07	-69076	-16532	Bearish	Bullish	-136.64		0.95	46,846.45
11:59:07	93546	0	Bullish	Bullish	-17.29		1.2	20,759.80	11:59:07	-69076	0	Bearish	Bullish	-92.00		0.95	46,864.15
12:00:06	93546	0	Bullish	Bullish	-13.41		1.2	20,758.00	12:00:06	-69076	0	Bearish	Bullish	-75.73		0.95	46,860.55
12:01:06	81890	-11656	Bullish	Bullish	-12.75		1.17	20,758.15	12:01:06	-80958	-11882	Bearish	Bullish	-71.81		0.94	46,874.85
12:02:09	81890	0	Bullish	Bullish	-19.49		1.17	20,758.70	12:02:09	-77981	2977	Bearish	Bullish	-95.77		0.94	46,873.70
12:03:22	81890	0	Bullish	Bullish	-5.49		1.17	20,771.25	12:03:22	-77981	0	Bearish	Bullish	-47.30		0.94	46,916.55
12:04:06	79435	-2455	Bullish	Bullish	-1.77		1.16	20,773.80	12:04:06	-61098	16883	Bearish	Bullish	-12.40		0.95	46,920.35
12:05:07	79435	0	Bullish	Bullish	6.57		1.16	20,773.80	12:05:07	-61098	0	Bearish	Bullish	-3.16		0.95	46,920.35
12:06:06	79435	0	Bullish	Bullish	0.02		1.16	20,767.30	12:06:06	-61098	0	Bearish	Bullish	-30.49		0.95	46,913.55
12:07:08	75238	-4197	Bullish	Bullish	-13.96		1.15	20,771.00	12:07:08	-36923	24175	Bearish	Bullish	-72.42		0.97	46,913.80
12:08:06	75238	0	Bullish	Bullish	-7.73		1.15	20,769.75	12:08:06	-36923	0	Bearish	Bullish	-70.01		0.97	46,902.80
12:09:06	75238	0	Bullish	Bullish	-1.97		1.15	20,770.65	12:09:06	-36923	0	Bearish	Bullish	-57.25		0.97	46,906.80


Nifty ATM		Current Expiry	Exp High : 20,955.50	91.45	Not Break	Resistanc	21000	BN ATM	Tuesday		Exp High : 47,226.20	-4.35	Breakout	Resistanc	47000		
20850		2023-12-07	Exp Low : 20,662.30	48.85	Not Break	Support	20700	47000			Exp Low : 46,565.60	88.05	Not Break	Support	47000		
Time	NET Oi	+▲-▼	Net Oi Signal	Price Action Signal	VWAP Diff	Strike	Nifty PCR	Nifty LTP	Time	NET Oi	+▲-▼	Net Oi Signal	Price Action Signal	VWAP Diff	Strike	BN PCR	BN LTP
12:10:07	72339	-2899	Bullish	Bullish	-6.56		1.15	20,763.70	12:10:07	-58660	-21737	Bearish	Bullish	-82.42		0.96	46,869.65
12:11:08	72339	0	Bullish	Bullish	-6.56		1.15	20,768.15	12:11:08	-58765	-105	Bearish	Bullish	-82.42		0.96	46,857.85
12:12:07	72339	0	Bullish	Bullish	-9.11		1.15	20,771.45	12:12:07	-58765	0	Bearish	Bearish	-131.19		0.96	46,857.10
12:13:06	74890	2551	Bullish	Bullish	-2.09		1.15	20,774.75	12:13:06	-60842	-2077	Bearish	Bullish	-131.19		0.95	46,862.60
12:14:06	74999	109	Bullish	Bullish	4.20		1.15	20,777.55	12:14:06	-60672	170	Bearish	Bullish	-85.53		0.95	46,875.85
12:15:07	74999	0	Bullish	Bullish	6.54		1.15	20,779.85	12:15:07	-60672	0	Bearish	Bullish	-74.42		0.95	46,883.55
12:16:06	82353	7354	Bullish	Bullish	6.91		1.17	20,773.00	12:16:06	-63361	-2689	Bearish	Bearish	-96.55		0.95	46,862.25
12:17:06	82353	0	Bullish	Bearish	3.75		1.17	20,771.50	12:17:06	-63361	0	Bearish	Bearish	-101.12		0.95	46,869.70
12:18:06	82353	0	Bullish	Bullish	3.54		1.17	20,780.50	12:18:06	-63361	0	Bearish	Bearish	-85.15		0.95	46,883.45
12:19:07	87572	5219	Bullish	Bullish	13.29	Buy 20600 CE	1.18	20,780.80	12:19:07	-65575	-2214	Bearish	Bearish	-76.93		0.95	46,891.45
12:20:06	87572	0	Bullish	Bullish	12.03		1.18	20,776.20	12:20:06	-65575	0	Bearish	Bearish	-58.80		0.95	46,892.75
12:21:07	87572	0	Bullish	Bullish	6.99		1.18	20,775.95	12:21:07	-65575	0	Bearish	Bearish	-78.08		0.95	46,891.60
12:22:07	93229	5657	Bullish	Bullish	5.51		1.19	20,771.00	12:22:07	-65575	0	Bearish	Bearish	-67.98		0.95	46,882.80
12:23:06	93229	0	Bullish	Bullish	12.59		1.19	20,777.80	12:23:06	-57328	8247	Bearish	Bullish	-53.20		0.96	46,886.95
12:24:06	93229	0	Bullish	Bullish	10.66		1.19	20,778.80	12:24:06	-57328	0	Bearish	Bullish	-65.54		0.96	46,884.75
12:25:08	99093	5864	Bullish	Bullish	12.65		1.2	20,776.80	12:25:08	-57233	95	Bearish	Bullish	-63.48		0.96	46,867.35
12:26:07	99093	0	Bullish	Bullish	8.93		1.2	20,778.15	12:26:07	-62697	-5464	Bearish	Bullish	-78.52		0.95	46,879.50
12:27:07	99093	0	Bullish	Bullish	11.62		1.2	20,778.30	12:27:07	-62697	0	Bearish	Bearish	-87.50		0.95	46,873.85
12:28:06	99766	673	Bullish	Bullish	14.14		1.2	20,780.55	12:28:06	-58503	4194	Bearish	Bullish	-71.68		0.96	46,890.40
12:29:06	99766	0	Bullish	Bullish	11.88		1.2	20,780.35	12:29:06	-64134	-5631	Bearish	Bullish	-62.99		0.95	46,902.85
12:30:06	99766	0	Bullish	Bullish	20.11		1.2	20,783.90	12:30:06	-64134	0	Bearish	Bullish	-48.04		0.95	46,913.10
12:31:06	101183	1417	Bullish	Bearish	10.83		1.2	20,780.45	12:31:06	-66762	-2628	Bearish	Bullish	-72.65		0.95	46,885.70
12:32:07	101183	0	Bullish	Bearish	11.90		1.2	20,780.75	12:32:07	-66762	0	Bearish	Bearish	-72.96		0.95	46,887.20
12:33:06	101183	0	Bullish	Bullish	13.43		1.2	20,782.70	12:33:06	-66762	0	Bearish	Bearish	-86.64		0.95	46,883.50
12:34:06	101903	720	Bullish	Bullish	14.25		1.2	20,781.25	12:34:06	-70340	-3578	Bearish	Bullish	-76.30		0.95	46,895.20
12:35:06	101903	0	Bullish	Bullish	13.11		1.2	20,784.15	12:35:06	-80502	-10162	Bearish	Bullish	-78.09		0.94	46,890.10
12:36:06	101903	0	Bullish	Bullish	12.80		1.2	20,782.60	12:36:06	-80502	0	Bearish	Bullish	-64.19		0.94	46,892.95
12:37:06	100158	-1745	Bullish	Bearish	11.59		1.2	20,778.05	12:37:06	-87874	-7372	Bearish	Bullish	-76.03		0.94	46,887.15
12:38:07	100158	0	Bullish	Bullish	9.47		1.2	20,780.85	12:38:07	-79256	8618	Bearish	Bullish	-84.55		0.94	46,900.10
12:39:05	100158	0	Bullish	Bullish	6.56		1.2	20,780.65	12:39:05	-79256	0	Bearish	Bullish	-84.54		0.94	46,881.70
12:40:06	112343	12185	Bullish	Bullish	6.35		1.23	20,785.45	12:40:06	-74245	5011	Bearish	Bullish	-103.88		0.95	46,877.80
12:41:06	112343	0	Bullish	Bullish	19.51		1.23	20,792.15	12:41:06	-74245	0	Bearish	Bullish	-71.04		0.95	46,910.15
12:42:06	112343	0	Bullish	Bullish	19.52		1.23	20,788.00	12:42:06	-74245	0	Bearish	Bearish	-76.33		0.95	46,891.35
12:43:06	112341	-2	Bullish	Bearish	9.00		1.23	20,782.65	12:43:06	-70618	3627	Bearish	Bearish	-93.09		0.95	46,880.65
12:44:06	114780	2439	Bullish	Bullish	6.59		1.23	20,780.85	12:44:06	-70618	0	Bearish	Bearish	-88.46		0.95	46,879.35
12:45:07	114780	0	Bullish	Bearish	11.07		1.23	20,777.15	12:45:07	-70618	0	Bearish	Bearish	-73.63		0.95	46,885.70

Nifty ATM		Current Expiry	Exp High : 20,955.50	91.45	Not Break	Resistanc	21000	BN ATM	Tuesday		Exp High : 47,226.20	-4.35	Breakout	Resistanc	47000		
20850		2023-12-07	Exp Low : 20,662.30	48.85	Not Break	Support	20700	47000			Exp Low : 46,565.60	88.05	Not Break	Support	47000		
Time	NET Oi	+▲-▼	Net Oi Signal	Price Action Signal	VWAP Diff	Strike	Nifty PCR	Nifty LTP	Time	NET Oi	+▲-▼	Net Oi Signal	Price Action Signal	VWAP Diff	Strike	BN PCR	BN LTP
12:46:08	116616	1836	Bullish	Bearish	4.51		1.24	20,779.45	12:46:08	-59575	11043	Bearish	Bullish	-87.67		0.96	46,884.70
12:47:06	116616	0	Bullish	Bearish	3.06		1.24	20,779.20	12:47:06	-66562	-6987	Bearish	Bearish	-98.71		0.95	46,889.30
12:48:07	116616	0	Bullish	Bearish	10.29		1.24	20,783.25	12:48:07	-66562	0	Bearish	Bullish	-70.37		0.95	46,898.50
12:49:06	120910	4294	Bullish	Bullish	11.23		1.25	20,788.25	12:49:06	-68616	-2054	Bearish	Bullish	-63.41		0.95	46,906.25
12:50:06	120910	0	Bullish	Bullish	17.31		1.25	20,796.50	12:50:06	-68616	0	Bearish	Bullish	-65.13		0.95	46,912.05
12:51:06	120910	0	Bullish	Bullish	26.23		1.25	20,804.00	12:51:06	-68616	0	Bearish	Bullish	12.98		0.95	46,979.70
12:52:06	131299	10389	Bullish	Bullish	26.23		1.27	20,803.40	12:52:06	-30465	38151	Bearish	Bullish	-4.82		0.98	46,942.50
12:53:06	131299	0	Bullish	Bullish	26.94		1.27	20,803.20	12:53:06	-64350	-33885	Bearish	Bullish	34.60	Buy 46700 CE	0.95	46,980.40
12:54:06	131299	0	Bullish	Bullish	26.08		1.27	20,804.80	12:54:06	-64350	0	Bearish	Bullish	43.26		0.95	46,980.80
12:55:06	129962	-1337	Bullish	Bullish	25.99		1.27	20,802.30	12:55:06	-57999	6351	Bearish	Bullish	40.80		0.96	46,981.15
12:56:06	129962	0	Bullish	Bullish	23.48		1.27	20,801.55	12:56:06	-30622	27377	Bearish	Bullish	24.57		0.98	46,967.30
12:57:06	129962	0	Bullish	Bullish	29.88		1.27	20,807.00	12:57:06	-30622	0	Bearish	Bullish	31.24		0.98	46,976.05
12:58:06	143568	13606	Bullish	Bullish	32.71		1.3	20,806.30	12:58:06	-19630	10992	Bearish	Bullish	38.89		0.99	46,972.85
12:59:06	143568	0	Bullish	Bullish	30.55		1.3	20,805.60	12:59:06	-19549	81	Bearish	Bullish	36.16		0.99	46,976.35
13:00:06	143568	0	Bullish	Bullish	29.62		1.3	20,808.30	13:00:06	-19549	0	Bearish	Bullish	30.10		0.99	46,976.95
13:01:06	143285	-283	Bullish	Bullish	31.04		1.3	20,810.75	13:01:06	-12268	7281	Bearish	Bullish	32.84		0.99	46,988.40
13:02:06	143285	0	Bullish	Bullish	29.44		1.3	20,806.90	13:02:06	-27990	-15722	Bearish	Bullish	30.94		0.98	46,956.85
13:03:07	143285	0	Bullish	Bullish	28.21		1.3	20,806.85	13:03:07	-27990	0	Bearish	Bullish	18.77		0.98	46,975.80
13:04:06	145187	1902	Bullish	Bearish	26.57		1.3	20,800.50	13:04:06	-25520	2470	Bearish	Bearish	28.75		0.98	46,967.70
13:05:07	149812	4625	Bullish	Bearish	18.62		1.31	20,803.10	13:05:07	-24192	1328	Bearish	Bullish	13.24		0.98	46,971.40
13:06:07	149812	0	Bullish	Bearish	22.28		1.31	20,798.60	13:06:07	-24192	0	Bearish	Bearish	15.73		0.98	46,950.60
13:07:06	161118	11306	Bullish	Bearish	26.35		1.34	20,798.60	13:07:06	-14935	9257	Bearish	Bearish	-7.14		0.99	46,950.60
13:08:06	161118	0	Bullish	Bearish	28.45		1.34	20,802.20	13:08:06	-19955	-5020	Bearish	Bearish	17.91		0.99	46,967.45
13:09:07	161118	0	Bullish	Bullish	23.38		1.34	20,804.25	13:09:07	-19955	0	Bearish	Bullish	17.56		0.99	46,987.95
13:10:06	161375	257	Bullish	Bearish	23.38		1.34	20,800.45	13:10:06	-10213	9742	Bearish	Bullish	17.56		0.99	46,983.50
13:11:07	161375	0	Bullish	Bearish	23.08		1.34	20,798.75	13:11:07	-10167	46	Bearish	Bearish	18.70		0.99	46,972.85
13:12:07	161375	0	Bullish	Bearish	16.20		1.34	20,799.90	13:12:07	-10167	0	Bearish	Bearish	7.50		0.99	46,974.10
13:13:06	164929	3554	Bullish	Bearish	25.58		1.35	20,803.20	13:13:06	-2702	7465	Bearish	Bullish	18.68		1	47,004.60
13:14:07	164929	0	Bullish	Bearish	24.75		1.35	20,800.95	13:14:07	1699	4401	Bullish	Bullish	57.64		1	46,997.80
13:15:07	164929	0	Bullish	Bearish	24.75		1.35	20,803.25	13:15:07	1699	0	Bullish	Bullish	58.38		1	47,006.65
13:16:06	163873	-1056	Bullish	Bearish	22.72		1.35	20,802.40	13:16:06	1699	0	Bullish	Bullish	72.06		1	47,007.85
13:17:06	167138	3265	Bullish	Bullish	22.72		1.35	20,806.10	13:17:06	9951	8252	Bullish	Bullish	82.55		1.01	47,009.70
13:18:06	167138	0	Bullish	Bullish	28.56		1.35	20,803.55	13:18:06	9951	0	Bullish	Bullish	70.09		1.01	47,000.45
13:19:06	166948	-190	Bullish	Bearish	21.74		1.35	20,798.55	13:19:06	17366	7415	Bullish	Bullish	70.09		1.01	46,991.65
13:19:36	166948	0	Bullish	Bearish	21.74		1.35	20,798.55	13:19:36	17366	0	Bullish	Bullish	70.09		1.01	46,991.65
13:19:52	163002	-3946	Bullish	Bearish	20.02		1.34	20,800.10	13:19:52	17366	0	Bullish	Bullish	54.91		1.01	46,996.05

Nifty ATM		Current Expiry	Exp High : 20,955.50	91.45	Not Break	Resistanc	21000	BN ATM	Tuesday		Exp High : 47,226.20	-4.35	Breakout	Resistanc	47000		
20850		2023-12-07	Exp Low : 20,662.30	48.85	Not Break	Support	20700	47000			Exp Low : 46,565.60	88.05	Not Break	Support	47000		
Time	NET Oi	+▲-▼	Net Oi Signal	Price Action Signal	VWAP Diff	Strike	Nifty PCR	Nifty LTP	Time	NET Oi	+▲-▼	Net Oi Signal	Price Action Signal	VWAP Diff	Strike	BN PCR	BN LTP
13:20:22	163002	0	Bullish	Bearish	20.02		1.34	20,800.10	13:20:22	17366	0	Bullish	Bullish	54.91		1.01	46,996.05
13:20:51	163002	0	Bullish	Bearish	20.02		1.34	20,800.40	13:20:51	17366	0	Bullish	Bullish	47.57		1.01	46,994.05
13:21:35	163002	0	Bullish	Bullish	20.85		1.34	20,800.40	13:21:35	17366	0	Bullish	Bullish	47.57		1.01	46,994.05
13:22:04	163002	0	Bullish	Bearish	20.85		1.34	20,794.20	13:22:04	18771	1405	Bullish	Bearish	31.82		1.01	46,963.00
13:22:31	164214	1212	Bullish	Bearish	10.55		1.34	20,794.20	13:22:31	28518	9747	Bullish	Bearish	47.57		1.02	46,963.00
13:23:10	164214	0	Bullish	Bearish	18.68		1.34	20,790.95	13:23:10	28518	0	Bullish	Bearish	3.72		1.02	46,963.25
13:24:06	164214	0	Bullish	Bearish	10.55		1.34	20,796.55	13:24:06	28518	0	Bullish	Bearish	8.96		1.02	46,975.85
13:25:06	170293	6079	Bullish	Bearish	16.88		1.36	20,800.55	13:25:06	44832	16314	Bullish	Bearish	35.58		1.03	46,999.80
13:26:06	170293	0	Bullish	Bearish	17.92		1.36	20,800.25	13:26:06	45106	274	Bullish	Bearish	56.35		1.03	46,998.85
13:27:06	170293	0	Bullish	Bearish	26.38		1.36	20,800.25	13:27:06	45106	0	Bullish	Bearish	60.34		1.03	46,998.85
13:28:06	168663	-1630	Bullish	Bullish	20.88		1.35	20,800.25	13:28:06	45106	0	Bullish	Bearish	28.57		1.03	46,984.70
13:29:07	172607	3944	Bullish	Bullish	22.85		1.36	20,802.30	13:29:07	51338	6232	Bullish	Bearish	28.12		1.04	46,982.45
13:30:07	172607	0	Bullish	Bullish	22.85		1.36	20,805.35	13:30:07	51355	17	Bullish	Bearish	28.86		1.04	46,987.55
13:31:07	166588	-6019	Bullish	Bullish	21.82		1.34	20,806.20	13:31:07	38949	-12406	Bullish	Bearish	28.12		1.03	46,988.65
13:32:07	166588	0	Bullish	Bullish	21.89		1.34	20,807.05	13:32:07	38949	0	Bullish	Bullish	28.12		1.03	47,001.45
13:33:06	166588	0	Bullish	Bullish	21.89		1.34	20,812.70	13:33:06	38949	0	Bullish	Bullish	28.86		1.03	47,014.00
13:34:06	170890	4302	Bullish	Bullish	42.29		1.36	20,812.70	13:34:06	47479	8530	Bullish	Bullish	66.79		1.04	47,014.35
13:35:06	170890	0	Bullish	Bullish	46.42		1.36	20,817.00	13:35:06	48704	1225	Bullish	Bullish	18.20		1.04	47,026.85
13:36:06	170890	0	Bullish	Bullish	28.84		1.36	20,815.70	13:36:06	48704	0	Bullish	Bullish	47.97		1.04	47,019.80
13:37:06	176079	5189	Bullish	Bullish	28.84		1.37	20,821.00	13:37:06	48704	0	Bullish	Bullish	47.97		1.04	47,011.10
13:38:06	176688	609	Bullish	Bullish	53.01		1.37	20,821.65	13:38:06	85277	36573	Bullish	Bullish	66.77		1.07	47,014.30
13:39:08	176688	0	Bullish	Bullish	53.01		1.37	20,819.65	13:39:08	85277	0	Bullish	Bullish	99.62		1.07	47,008.25
13:40:07	176688	0	Bullish	Bullish	42.29		1.37	20,816.85	13:40:07	86278	1001	Bullish	Bullish	66.79		1.07	47,017.85
13:41:06	179626	2938	Bullish	Bullish	46.42		1.38	20,824.00	13:41:06	79094	-7184	Bullish	Bullish	131.68		1.06	47,061.55
13:42:06	179626	0	Bullish	Bullish	48.31		1.38	20,823.05	13:42:06	79094	0	Bullish	Bullish	95.32		1.06	47,066.90
13:43:07	192626	13000	Bullish	Bullish	45.14		1.41	20,817.50	13:43:07	133196	54102	Bullish	Bullish	154.38		1.11	47,056.80
13:44:06	192626	0	Bullish	Bullish	48.18		1.41	20,819.10	13:44:06	133196	0	Bullish	Bullish	151.73		1.11	47,062.95
13:45:06	192626	0	Bullish	Bullish	50.49		1.41	20,818.55	13:45:06	133196	0	Bullish	Bullish	149.55		1.11	47,063.55
13:46:06	189817	-2809	Bullish	Bullish	57.53		1.4	20,818.20	13:46:06	154984	21788	Bullish	Bullish	154.38		1.13	47,069.65
13:47:10	189817	0	Bullish	Bullish	48.18		1.4	20,815.25	13:47:10	152921	-2063	Bullish	Bullish	151.73		1.12	47,051.20
13:48:06	189817	0	Bullish	Bearish	46.44		1.4	20,811.75	13:48:06	152921	0	Bullish	Bullish	129.07		1.12	47,044.10
13:49:07	200669	10852	Bullish	Bearish	41.55		1.43	20,813.75	13:49:07	152921	0	Bullish	Bullish	113.56		1.12	47,046.10
13:50:06	200669	0	Bullish	Bearish	48.68		1.43	20,820.45	13:50:06	159833	6912	Bullish	Bullish	127.28		1.13	47,060.10
13:51:08	200669	0	Bullish	Bearish	47.04		1.43	20,821.45	13:51:08	159833	0	Bullish	Bullish	124.45		1.13	47,053.05
13:52:09	200669	0	Bullish	Bearish	49.65		1.43	20,817.85	13:52:09	166062	6229	Bullish	Bullish	117.91		1.14	47,041.30
13:53:06	201835	1166	Bullish	Bearish	49.65		1.43	20,816.40	13:53:06	149993	-16069	Bullish	Bullish	72.72		1.12	47,032.05

Nifty ATM		Current Expiry	Exp High :	20,955.50	91.45	Not Break	Resistanc	21000	BN ATM	Tuesday		Exp High :	47,226.20	-4.35	Breakout	Resistanc	47000
20850		2023-12-07	Exp Low :	20,662.30	48.85	Not Break	Support	20700	47000			Exp Low :	46,565.60	88.05	Not Break	Support	47000
Time	NET Oi	+▲-▼	Net Oi Signal	Price Action Signal	VWAP Diff	Strike	Nifty PCR	Nifty LTP	Time	NET Oi	+▲-▼	Net Oi Signal	Price Action Signal	VWAP Diff	Strike	BN PCR	BN LTP
13:54:07	201835	0	Bullish	Bearish	40.47		1.43	20,816.20	13:54:07	149993	0	Bullish	Bearish	72.72		1.12	47,032.10
13:55:07	193465	-8370	Bullish	Bearish	42.38		1.4	20,820.55	13:55:07	147230	-2763	Bullish	Bearish	90.78		1.12	47,026.50
13:56:07	196348	2883	Bullish	Bearish	45.54		1.41	20,815.35	13:56:07	147230	0	Bullish	Bearish	102.19		1.12	47,033.80
13:57:06	196348	0	Bullish	Bearish	42.35		1.41	20,817.55	13:57:06	147230	0	Bullish	Bearish	102.92		1.12	47,032.45
13:58:06	202408	6060	Bullish	Bearish	44.23		1.42	20,811.10	13:58:06	133928	-13302	Bullish	Bearish	96.17		1.11	47,035.70
13:59:07	202408	0	Bullish	Bearish	34.22		1.42	20,810.30	13:59:07	137360	3432	Bullish	Bearish	87.61		1.11	47,025.60
14:00:08	202408	0	Bullish	Bearish	23.61		1.42	20,805.90	14:00:08	137360	0	Bullish	Bearish	74.98		1.11	47,027.00
14:01:06	203879	1471	Bullish	Bearish	22.77		1.43	20,802.50	14:01:06	137570	210	Bullish	Bearish	40.15		1.11	46,989.70
14:02:07	203879	0	Bullish	Bearish	26.68		1.43	20,805.65	14:02:07	137570	0	Bullish	Bearish	40.00		1.11	47,017.95
14:03:06	203879	0	Bullish	Bearish	24.70		1.43	20,799.40	14:03:06	137570	0	Bullish	Bearish	31.43		1.11	46,991.45
14:04:07	203879	0	Bullish	Bearish	18.58		1.43	20,793.65	14:04:07	138719	1149	Bullish	Bearish	-13.43		1.11	46,959.20
14:05:07	203807	-72	Bullish	Bearish	11.96		1.43	20,791.70	14:05:07	138719	0	Bullish	Bearish	-39.62	Buy 47200 PE	1.11	46,938.35
14:06:06	203807	0	Bullish	Bearish	7.35		1.43	20,791.80	14:06:06	138719	0	Bullish	Bearish	-49.62		1.11	46,951.60
14:07:06	195706	-8101	Bullish	Bearish	12.62		1.42	20,800.15	14:07:06	138719	0	Bullish	Bearish	-20.28		1.11	46,979.05
14:08:06	198877	3171	Bullish	Bearish	12.90		1.43	20,800.25	14:08:06	92154	-46565	Bullish	Bearish	-19.17		1.07	46,972.85
14:09:06	198877	0	Bullish	Bearish	22.57		1.43	20,808.00	14:09:06	92154	0	Bullish	Bearish	38.85	Buy 46700 CE	1.07	46,997.55
14:10:07	198877	0	Bullish	Bearish	30.52		1.43	20,811.95	14:10:07	92154	0	Bullish	Bearish	76.29		1.07	47,006.35
14:11:06	193917	-4960	Bullish	Bullish	29.77		1.41	20,812.75	14:11:06	85256	-6898	Bullish	Bearish	55.66		1.07	47,009.00
14:12:06	193917	0	Bullish	Bullish	28.40		1.41	20,812.70	14:12:06	85256	0	Bullish	Bearish	44.58		1.07	46,997.70
14:13:07	186725	-7192	Bullish	Bullish	35.42		1.39	20,813.95	14:13:07	94323	9067	Bullish	Bearish	52.75		1.07	46,994.20
14:14:11	185413	-1312	Bullish	Bullish	33.64		1.39	20,813.85	14:14:11	94325	2	Bullish	Bullish	43.77		1.07	46,998.75
14:15:06	185413	0	Bullish	Bullish	32.22		1.39	20,814.60	14:15:06	94325	0	Bullish	Bearish	40.09		1.07	46,992.90
14:16:07	183881	-1532	Bullish	Bullish	29.85		1.38	20,808.30	14:16:07	94252	-73	Bullish	Bearish	24.27		1.07	46,973.90
14:17:06	176846	-7035	Bullish	Bullish	23.56		1.36	20,811.35	14:17:06	93669	-583	Bullish	Bullish	18.46		1.07	46,987.05
14:18:08	176846	0	Bullish	Bullish	23.95		1.36	20,808.15	14:18:08	93669	0	Bullish	Bullish	21.74		1.07	46,979.20
14:19:06	178265	1419	Bullish	Bullish	23.95		1.37	20,804.50	14:19:06	93669	0	Bullish	Bullish	25.24		1.07	46,973.10
14:20:06	179307	1042	Bullish	Bullish	22.59		1.37	20,805.15	14:20:06	99794	6125	Bullish	Bearish	25.24		1.08	46,962.00
14:21:06	179307	0	Bullish	Bullish	13.55		1.37	20,806.55	14:21:06	99794	0	Bullish	Bearish	-27.06	Buy 47300 PE	1.08	46,961.25
14:22:06	184479	5172	Bullish	Bullish	22.40		1.38	20,811.00	14:22:06	99794	0	Bullish	Bearish	-4.17		1.08	46,974.20
14:23:07	186808	2329	Bullish	Bullish	18.45		1.39	20,813.70	14:23:07	106767	6973	Bullish	Bearish	16.27	Buy 46700 CE	1.08	46,994.70
14:24:06	186808	0	Bullish	Bearish	22.40		1.39	20,801.70	14:24:06	106767	0	Bullish	Bearish	16.27		1.08	46,960.75
14:25:06	182285	-4523	Bullish	Bearish	23.46		1.37	20,798.35	14:25:06	98428	-8339	Bullish	Bearish	-19.65	Buy 47200 PE	1.08	46,941.65
14:26:06	181173	-1112	Bullish	Bearish	18.34		1.37	20,805.90	14:26:06	97730	-698	Bullish	Bearish	1.61		1.07	46,986.35
14:27:07	181173	0	Bullish	Bearish	24.74		1.37	20,803.60	14:27:07	97730	0	Bullish	Bearish	1.61		1.07	46,969.85
14:28:07	185422	4249	Bullish	Bearish	20.89		1.38	20,809.80	14:28:07	103168	5438	Bullish	Bearish	11.34		1.08	46,981.30
14:29:06	185422	0	Bullish	Bearish	26.78		1.38	20,806.50	14:29:06	103256	88	Bullish	Bullish	20.42	Buy 46700 CE	1.08	46,978.40

Nifty ATM		Current Expiry	Exp High : 20,955.50	91.45	Not Break	Resistanc	21000	BN ATM	Tuesday		Exp High : 47,226.20	-4.35	Breakout	Resistanc	47000		
20850		2023-12-07	Exp Low : 20,662.30	48.85	Not Break	Support	20700	47000			Exp Low : 46,565.60	88.05	Not Break	Support	47000		
Time	NET Oi	+▲-▼	Net Oi Signal	Price Action Signal	VWAP Diff	Strike	Nifty PCR	Nifty LTP	Time	NET Oi	+▲-▼	Net Oi Signal	Price Action Signal	VWAP Diff	Strike	BN PCR	BN LTP
14:30:06	185422	0	Bullish	Bearish	26.78		1.38	20,808.05	14:30:06	103256	0	Bullish	Bearish	26.61		1.08	46,986.25
14:31:07	185422	0	Bullish	Bullish	32.25		1.38	20,814.55	14:31:07	103256	0	Bullish	Bullish	30.19		1.08	46,996.45
14:32:06	187182	1760	Bullish	Bullish	34.08		1.38	20,809.45	14:32:06	106030	2774	Bullish	Bullish	30.19		1.08	46,988.40
14:33:06	187182	0	Bullish	Bullish	35.86		1.38	20,813.80	14:33:06	106030	0	Bullish	Bullish	56.94		1.08	47,004.40
14:34:06	185721	-1461	Bullish	Bullish	38.27		1.38	20,815.80	14:34:06	109221	3191	Bullish	Bullish	72.92		1.09	47,010.45
14:35:06	185721	0	Bullish	Bullish	39.63		1.38	20,814.50	14:35:06	103333	-5888	Bullish	Bullish	80.03		1.08	47,000.05
14:36:06	185721	0	Bullish	Bullish	39.95		1.38	20,817.70	14:36:06	103333	0	Bullish	Bullish	61.85		1.08	47,003.55
14:37:06	187035	1314	Bullish	Bullish	42.91		1.38	20,819.55	14:37:06	113142	9809	Bullish	Bullish	84.53		1.09	47,020.30
14:38:06	191823	4788	Bullish	Bullish	42.91		1.39	20,819.95	14:38:06	113142	0	Bullish	Bullish	84.53		1.09	46,994.60
14:39:06	191823	0	Bullish	Bullish	40.83		1.39	20,824.85	14:39:06	113142	0	Bullish	Bullish	60.86		1.09	47,012.85
14:40:08	193860	2037	Bullish	Bullish	46.45		1.4	20,827.55	14:40:08	117525	4383	Bullish	Bullish	71.19		1.09	47,016.95
14:41:08	196310	2450	Bullish	Bullish	43.61		1.4	20,830.65	14:41:08	121282	3757	Bullish	Bullish	69.34		1.1	47,018.15
14:42:06	196310	0	Bullish	Bullish	49.92		1.4	20,826.60	14:42:06	121282	0	Bullish	Bullish	60.45		1.1	47,008.85
14:43:07	205759	9449	Bullish	Bullish	50.46		1.42	20,828.60	14:43:07	121282	0	Bullish	Bullish	66.08		1.1	47,018.05
14:44:07	201899	-3860	Bullish	Bullish	52.41		1.41	20,831.20	14:44:07	110548	-10734	Bullish	Bullish	74.83		1.09	47,017.15
14:45:06	201899	0	Bullish	Bullish	53.34		1.41	20,828.20	14:45:06	110548	0	Bullish	Bullish	74.95		1.09	47,014.25
14:46:06	209048	7149	Bullish	Bullish	36.26		1.43	20,824.85	14:46:06	104181	-6367	Bullish	Bearish	27.12		1.08	47,002.45
14:47:11	215276	6228	Bullish	Bullish	40.30		1.44	20,824.90	14:47:11	128802	24621	Bullish	Bearish	51.35		1.1	47,007.00
14:48:06	215276	0	Bullish	Bullish	42.11		1.44	20,826.00	14:48:06	128802	0	Bullish	Bullish	50.38		1.1	47,010.70
14:49:06	208628	-6648	Bullish	Bullish	38.10		1.42	20,819.75	14:49:06	119083	-9719	Bullish	Bearish	42.54		1.09	46,997.15
14:50:07	206771	-1857	Bullish	Bullish	39.27		1.42	20,824.10	14:50:07	129056	9973	Bullish	Bearish	50.89		1.1	47,006.35
14:51:06	206771	0	Bullish	Bullish	42.48		1.42	20,824.45	14:51:06	129056	0	Bullish	Bullish	64.87		1.1	46,997.65
14:52:07	207840	1069	Bullish	Bearish	37.95		1.42	20,823.35	14:52:07	129056	0	Bullish	Bearish	52.37		1.1	46,989.10
14:53:06	207840	0	Bullish	Bullish	44.67		1.42	20,827.90	14:53:06	136623	7567	Bullish	Bearish	63.93		1.11	47,012.80
14:54:06	207840	0	Bullish	Bearish	43.51		1.42	20,826.15	14:54:06	136623	0	Bullish	Bullish	64.16		1.11	47,018.25
14:55:06	208440	600	Bullish	Bullish	47.53		1.42	20,828.90	14:55:06	155239	18616	Bullish	Bearish	47.46		1.13	47,002.25
14:56:06	209464	1024	Bullish	Bearish	46.54		1.43	20,828.55	14:56:06	155192	-47	Bullish	Bearish	45.45		1.13	46,991.70
14:57:06	209464	0	Bullish	Bullish	47.97		1.43	20,833.55	14:57:06	155192	0	Bullish	Bearish	0.34		1.13	46,994.75
14:58:07	209464	0	Bullish	Bullish	53.25		1.43	20,833.65	14:58:07	155192	0	Bullish	Bearish	51.05		1.13	46,999.90
14:59:06	218251	8787	Bullish	Bullish	57.04		1.45	20,835.80	14:59:06	153106	-2086	Bullish	Bullish	59.48		1.12	47,012.25
15:00:06	218251	0	Bullish	Bullish	51.54		1.45	20,834.50	15:00:06	158187	5081	Bullish	Bullish	42.48		1.13	47,020.95
15:01:06	218251	0	Bullish	Bullish	51.19		1.45	20,844.55	15:01:06	158187	0	Bullish	Bullish	43.99		1.13	47,023.20
15:02:06	227617	9366	Bullish	Bullish	59.38		1.48	20,845.05	15:02:06	159492	1305	Bullish	Bullish	29.42		1.13	47,002.30
15:03:07	227617	0	Bullish	Bullish	53.69		1.48	20,844.00	15:03:07	159492	0	Bullish	Bearish	11.09		1.13	46,987.35
15:04:08	252687	25070	Bullish	Bullish	57.30		1.55	20,845.55	15:04:08	164489	4997	Bullish	Bullish	26.70		1.13	47,005.95
15:05:06	252687	0	Bullish	Bullish	58.77		1.55	20,845.30	15:05:06	164489	0	Bullish	Bullish	59.86		1.13	47,010.80

Nifty ATM	Nifty Spot	Nifty Pre C	Nifty Open	Nifty High	Nifty Low	India VIX	Current Expiry	Exp High	20,955.50	91.45	Not Break	Resistanc	21000	BN ATM	BN Spot	BN Pre CL	BN Open	BN High	BN Low	India VIX	Tuesday	Exp High	47,226.20	-4.35	Breakout	Resistanc	47000		
20850	20,855.10	20686.8	20,808.90	20,864.05	20,711.15	13.46	2023-12-07	Exp Low	20,662.30	48.85	Not Break	Support	20700	47000	47,012.25	46,431.40	46,895.90	47,230.55	46,653.65	13.46		Exp Low	46,565.60	88.05	Not Break	Support	47000		
Time	Call COI (Bearish ▼)	Call COI (+▲-▼)	Short Covering	Put COI (Bullish ▲)	Put COI (+▲-▼)	Long UW	NET Oi	+▲-▼	Net Oi Signal	Price Action Signal	VWAP Diff	Strike	Nifty PCR	Nifty LTP	Time	Call COI (Bearish ▼)	Call COI (+▲-▼)	Short Covering	Put COI (Bullish ▲)	Put COI (+▲-▼)	Long Unwinding	NET Oi	+▲-▼	Net Oi Signal	Price Action Signal	VWAP Diff	Strike	BN PCR	BN LTP
09:15:07	149322	0		261648	0		112326	0	Bullish	Wait	95.60		1.75	20,808.90	09:15:07	596291	0		458009	0		-138282	0	Bearish	Wait	575.12		0.77	46,895.90
09:16:06	149322	0		263931	2283		114609	2283	Bullish	Wait	2.78		1.77	20,733.30	09:16:06	1060073	463782		458866	857		-601207	-462925	Bearish	Wait	-58.60		0.43	46,729.85
09:17:07	333289	183967		263940	9		-69349	-183958	Bearish	Wait	4.86		0.79	20,744.40	09:17:07	1060073	0		458866	0		-601207	0	Bearish	Wait	-26.41	Buy 47000 PE	0.43	46,698.10
09:18:06	333289	0		263940	0		-69349	0	Bearish	Wait	7.87		0.79	20,747.10	09:18:06	1060073	0		458866	0		-601207	0	Bearish	Wait	41.33	Buy 46500 CE	0.43	46,761.15
09:19:05	351096	17807		309134	45194		-41962	27387	Bearish	Wait	0.83		0.88	20,734.30	09:19:05	1119831	59758		513936	55070		-605895	-4688	Bearish	Wait	86.38		0.46	46,795.05
09:20:06	355739	4643		309134	0		-46605	-4643	Bearish	Wait	-5.93		0.87	20,728.80	09:20:06	1136721	16890		610741	96805		-525980	79915	Bearish	Wait	36.67		0.54	46,793.20
09:21:06	355739	0		309134	0		-46605	0	Bearish	Wait	-8.82		0.87	20,725.75	09:21:06	1136721	0		610741	0		-525980	0	Bearish	Wait	35.69		0.54	46,776.20
09:22:08	390804	35065		331829	22695		-58975	-12370	Bearish	Wait	-14.59	Buy 20900 PE	0.85	20,717.55	09:22:08	1195922	59201		747851	137110		-448071	77909	Bearish	Wait	12.00		0.63	46,743.25
09:23:06	394259	3455		331829	0		-62430	-3455	Bearish	Wait	-10.83		0.84	20,725.30	09:23:06	1204622	8700		765349	17498		-439273	8798	Bearish	Wait	7.78		0.64	46,758.50
09:24:08	394259	0		331829	0		-62430	0	Bearish	Wait	-1.55		0.84	20,725.70	09:24:08	1204622	0		765349	0		-439273	0	Bearish	Wait	38.42		0.64	46,755.85
09:25:06	421878	27619		354071	22242		-67807	-5377	Bearish	Wait	3.94		0.84	20,732.20	09:25:06	1265760	61138		815233	49884		-450527	-11254	Bearish	Wait	39.19		0.64	46,760.10
09:26:06	424030	2152		354071	0		-69959	-2152	Bearish	Wait	-0.71		0.84	20,728.10	09:26:06	1274195	8435		845801	30568		-428394	22133	Bearish	Wait	11.93		0.66	46,738.55
09:27:07	424030	0		354071	0		-69959	0	Bearish	Wait	3.51		0.84	20,740.05	09:27:07	1274195	0		845801	0		-428394	0	Bearish	Wait	5.71		0.66	46,761.30
09:28:09	434418	10388		365802	11731		-68616	1343	Bearish	Bearish	9.98		0.84	20,742.45	09:28:09	1204622	-69573	Short C	904127	58326		-300495	127899	Bearish	Bearish	56.27		0.75	46,798.50
09:29:10	437379	2961		369563	3761		-67816	800	Bearish	Bullish	12.32	Buy 20500 CE	0.84	20,749.70	09:29:10	1326160	121538		914532	10405		-411628	-111133	Bearish	Bullish	59.19		0.69	46,808.30
09:30:07	437379	0		369563	0		-67816	0	Bearish	Bullish	18.27		0.84	20,753.30	09:30:07	1326160	0		914532	0		-411628	0	Bearish	Bullish	52.10		0.69	46,806.60
09:31:08	441652	4273		390386	20823		-51266	16550	Bearish	Bullish	13.78		0.88	20,753.95	09:31:08	1343470	17310		977559	63027		-365911	45717	Bearish	Bullish	53.17		0.73	46,769.20
09:32:07	444345	2693		394976	4590		-49369	1897	Bearish	Bullish	16.85		0.89	20,750.85	09:32:07	1340483	-2987	Short C	985773	8214		-354710	11201	Bearish	Bearish	29.50		0.74	46,786.95
09:33:08	444345	0		394976	0		-49369	0	Bearish	Bullish	15.57		0.89	20,752.70	09:33:08	1393471	-1012	Short C	985773	0		-353698	1012	Bearish	Bearish	31.95		0.74	46,791.20
09:34:07	455464	11119		412995	18019		-42469	6900	Bearish	Bullish	14.50		0.91	20,759.45	09:34:07	1385745	46274		1025511	39738		-360234	-6536	Bearish	Bullish	49.74		0.74	46,818.65
09:35:06	455464	0		412995	0		-42469	0	Bearish	Bullish	18.00		0.91	20,757.45	09:35:06	1384035	-1710	Short C	1032697	7186		-351338	8896	Bearish	Bullish	53.26		0.75	46,817.50
09:36:08	457064	1600		412995	0		-44069	-1600	Bearish	Bullish	17.28		0.9	20,756.55	09:36:08	1416094	32059		1032697	0		-383397	-32059	Bearish	Bullish	40.17		0.73	46,799.50
09:37:06	464397	7333		426770	13775		-37627	6442	Bearish	Bullish	16.64		0.92	20,758.50	09:37:06	1414410	-1684	Short C	1057409	24712		-357001	26396	Bearish	Bullish	42.69		0.75	46,814.10
09:38:06	465154	757		426770	0		-38384	-757	Bearish	Bullish	14.37		0.92	20,756.00	09:38:06	1413621	-789		1073092	15683		-340529	16472	Bearish	Bullish	48.02		0.76	46,807.75
09:39:06	465154	0		426770	0		-38384	0	Bearish	Bullish	20.58		0.92	20,761.40	09:39:06	1413621	0		1072568	-524		-340529	-524	Bearish	Bullish	81.57		0.76	46,811.70
09:40:06	472284	7130		437551	10781		-34733	3651	Bearish	Bullish	25.63		0.93	20,765.15	09:40:06	1402058	-11563	Short C	1093229	20661		-308829	32224	Bearish	Bullish	53.48		0.78	46,806.45
09:41:07	472284	0		437551	0		-34733	0	Bearish	Bullish	24.09		0.93	20,765.95	09:41:07	1404160	2102		1093229	0		-310931	-2102	Bearish	Bullish	41.55		0.78	46,802.50
09:42:08	472284	0		437551	0		-34733	0	Bearish	Bullish	28.27		0.93	20,765.00	09:42:08	1404160	0		1093229	0		-310931	0	Bearish	Bearish	54.40		0.78	46,788.10
09:43:06	466296	-5988	Short C	451693	14142		-14603	20130	Bearish	Bullish	27.77		0.97	20,764.45	09:43:06	1438510	34350		1128148	34919		-310362	569	Bearish	Bearish	57.27		0.78	46,798.50
09:44:06	466296	0		451693	0		-14603	0	Bearish	Bullish	28.19		0.97	20,762.75	09:44:06	1445606	7096		1128148	0		-317458	-7096	Bearish	Bullish	65.39		0.78	46,790.95
09:45:07	462793	-3503	Short C	451693	0		-11100	3503	Bearish	Bullish	31.91		0.98	20,775.35	09:45:07	1466876	21270		1128148	0		-338728	-21270	Bearish	Bullish	53.61		0.77	46,801.80
09:46:06	462793	0		473472	21779		10679	21779	Bullish	Bullish	43.67		1.02	20,781.10	09:46:06	1466876	0		1154809	26661		-312067	26661	Bearish	Bullish	58.35		0.79	46,804.95
09:47:06	462793	0		473472	0		10679	0	Bullish	Bullish	55.74		1.02	20,785.35	09:47:06	1466876	0		1154809	0		-312067	0	Bearish	Bullish	85.53		0.79	46,821.70
09:48:06	462793	0		473472	0		10679	0	Bullish	Bullish	52.92		1.02	20,787.60	09:48:06	1466876	0		1154809	0		-312067	0	Bearish	Bullish	75.44		0.79	46,824.50
09:49:07	441174	-21619	Short C	498836	25364		57662	46983	Bullish	Bullish	58.17		1.13	20,790.60	09:49:07	1415881	-50995	Short C	1169460	14651		-246421	65646	Bearish	Bullish	125.97		0.83	46,882.65
09:50:07	441174	0		498836	0		57662	0	Bullish	Bullish	59.60		1.13	20,791.05	09:50:07	1415881	0		1169460	0		-246421	0	Bearish	Bullish	170.30		0.83	46,896.85
09:51:06	441174	0		498836	0		57662	0	Bullish	Bullish	53.54		1.13	20,791.35	09:51:06	1415881	0		1169460	0		-246421	0	Bearish	Bullish	144.80		0.83	46,898.95
09:52:07	437470	-3704	Short C	516706	17870		79236	21574	Bullish	Bullish	57.65		1.18	20,794.40	09:52:07	1303965	-119116	Short C	1146983	-22477	Long UW	-156982	89439	Bearish	Bullish	175.19		0.88	46,897.25
09:53:07	437470	0		516706	0		79236	0	Bullish	Bullish	55.18		1.18	20,797.20															



Nifty ATM	Nifty Spot	Nifty Pre C	Nifty Open	Nifty High	Nifty Low	India VIX	Current Expiry	Exp High	20,955.50	91.45	Not Break	Resistanc	21000	BN ATM	BN Spot	BN Pre CL	BN Open	BN High	BN Low	India VIX	Tuesday	Exp High	47,226.20	-4.35	Breakout	Resistanc	47000		
20850	20,855.10	20686.8	20,808.90	20,884.05	20,711.15	13.46	2023-12-07	Exp Low	20,662.30	48.85	Not Break	Support	20700	47000	47,012.25	46,431.40	46,895.90	47,230.55	46,653.65	13.46		Exp Low	46,565.60	88.05	Not Break	Support	47000		
Time	Call COI (Bearish ▼)	Call COI (+▲-▼)	Short Covering	Put COI (Bullish ▲)	Put COI (+▲-▼)	Long UW	NET Oi	+▲-▼	Net Oi Signal	Price Action Signal	VWAP Diff	Strike	Nifty PCR	Nifty LTP	Time	Call COI (Bearish ▼)	Call COI (+▲-▼)	Short Covering	Put COI (Bullish ▲)	Put COI (+▲-▼)	Long Unwinding	NET Oi	+▲-▼	Net Oi Signal	Price Action Signal	VWAP Diff	Strike	BN PCR	BN LTP
10:12:06	464100	0		550016	0		85916	0	Bullish	Bullish	48.12	1.19	20,796.20	10:12:06	1293581	0		1287313	0		-6268	0	Bearish	Bearish	182.35		1	46,950.90	
10:13:05	456656	-7444	Short C	570602	20586		113946	28030	Bullish	Bullish	48.76	1.25	20,804.75	10:13:05	1273859	-19722	Short C	1304711	17398		30852	37120	Bullish	Bullish	181.70		1.02	46,993.75	
10:14:06	456656	0		570602	0		113946	0	Bullish	Bullish	39.30	1.25	20,800.30	10:14:06	1273859	0		1304711	0		30852	0	Bullish	Bullish	193.21		1.02	47,006.75	
10:15:07	456656	0		570602	0		113946	0	Bullish	Bullish	45.73	1.25	20,806.90	10:15:07	1247985	-25874	Short C	1304711	0		56726	25874	Bullish	Bullish	199.62		1.05	47,026.80	
10:16:06	463412	6756		576933	6331		113521	-425	Bullish	Bullish	48.22	1.24	20,807.85	10:16:06	1247985	0		1290474	-14237	Long UW	42489	-14237	Bullish	Bullish	232.93		1.03	47,042.40	
10:17:06	463412	0		576933	0		113521	0	Bullish	Bullish	49.01	1.24	20,807.85	10:17:06	1247985	0		1290474	0		42489	0	Bullish	Bullish	250.60		1.03	47,042.40	
10:18:06	463412	0		576933	0		113521	0	Bullish	Bullish	51.63	1.24	20,815.10	10:18:06	1247985	0		1290474	0		42489	0	Bullish	Bullish	261.41		1.03	47,067.15	
10:19:07	462907	-505		585010	8077		122103	8582	Bullish	Bullish	50.91	1.26	20,818.35	10:19:07	1175305	-72680	Short C	1260208	-30266	Long UW	84903	42414	Bullish	Bullish	266.53		1.07	47,082.05	
10:20:06	462907	0		585010	0		122103	0	Bullish	Bullish	55.02	1.26	20,820.20	10:20:06	1175305	0		1260208	0		84903	0	Bullish	Bullish	312.96		1.07	47,119.70	
10:21:08	462907	0		585010	0		122103	0	Bullish	Bullish	65.72	1.26	20,827.40	10:21:08	1175305	0		1260208	0		84903	0	Bullish	Bullish	337.40		1.07	47,152.70	
10:22:06	411946	-50961	Short C	592179	7169		180233	58130	Bullish	Bullish	73.72	1.44	20,832.15	10:22:06	1064735	-110570	Short C	1221478	-38730	Long UW	156743	71840	Bullish	Bullish	381.47		1.15	47,193.15	
10:23:08	411946	0		592179	0		180233	0	Bullish	Bullish	62.30	1.44	20,824.15	10:23:08	1064735	0		1221478	0		156743	0	Bullish	Bullish	281.46		1.15	47,148.70	
10:24:06	411946	0		592179	0		180233	0	Bullish	Bullish	64.18	1.44	20,819.45	10:24:06	1064735	0		1221478	0		156743	0	Bullish	Bullish	277.61		1.15	47,132.35	
10:25:06	389750	-22196	Short C	593978	1799		204228	23995	Bullish	Bullish	59.71	1.52	20,819.05	10:25:06	1026784	-37951	Short C	1225778	4300		198994	42251	Bullish	Bullish	271.54		1.19	47,145.65	
10:26:07	389750	0		593978	0		204228	0	Bullish	Bullish	59.67	1.52	20,819.80	10:26:07	1026784	0		1225778	0		198994	0	Bullish	Bullish	282.46		1.19	47,157.55	
10:27:06	389750	0		596527	2549		206777	2549	Bullish	Bullish	63.66	1.53	20,828.00	10:27:06	1026784	0		1225778	0		198994	0	Bullish	Bullish	285.00		1.19	47,154.20	
10:28:06	387881	-1869	Short C	596527	0		208646	1869	Bullish	Bullish	66.27	1.54	20,825.55	10:28:06	1004047	-22737	Short C	1242975	17197		238928	39934	Bullish	Bullish	272.25		1.24	47,149.50	
10:29:06	387881	0		596527	0		208646	0	Bullish	Bullish	67.85	1.54	20,829.25	10:29:06	1004047	0		1242975	0		238928	0	Bullish	Bullish	277.31		1.24	47,168.00	
10:30:06	387881	0		596527	0		208646	0	Bullish	Bullish	66.90	1.54	20,825.55	10:30:06	1004047	0		1242975	0		238928	0	Bullish	Bullish	273.90		1.24	47,154.75	
10:31:06	391160	3279		597525	998		206365	-2281	Bullish	Bullish	64.87	1.53	20,823.25	10:31:06	1009798	5751		1273429	30454		263631	24703	Bullish	Bullish	262.30		1.26	47,133.90	
10:32:07	391160	0		597525	0		206365	0	Bullish	Bullish	55.84	1.53	20,826.05	10:32:07	1009798	0		1273429	0		263631	0	Bullish	Bullish	229.88		1.26	47,138.20	
10:33:06	391160	0		597525	0		206365	0	Bullish	Bullish	47.84	1.53	20,823.05	10:33:06	1009798	0		1273429	0		263631	0	Bullish	Bearish	153.84		1.26	47,103.30	
10:34:06	395550	4390		602202	4677		206652	287	Bullish	Bearish	54.18	1.52	20,819.35	10:34:06	1011256	1458		1275282	1853		264026	395	Bullish	Bearish	198.44		1.26	47,123.90	
10:35:07	395550	0		602202	0		206652	0	Bullish	Bearish	49.59	1.52	20,816.85	10:35:07	1011256	0		1275282	0		264026	0	Bullish	Bearish	196.80		1.26	47,118.35	
10:36:07	395550	0		602202	0		206652	0	Bullish	Bearish	46.88	1.52	20,816.60	10:36:07	1011256	0		1275282	0		264026	0	Bullish	Bearish	188.27		1.26	47,102.85	
10:37:07	402877	7327		599671	-2531	Long UW	196794	-9858	Bullish	Bearish	41.18	1.49	20,811.75	10:37:07	1016558	5302		1285050	9768		268492	4466	Bullish	Bearish	141.46		1.26	47,056.90	
10:38:06	402877	0		599671	0		196794	0	Bullish	Bearish	33.69	1.49	20,806.80	10:38:06	1016558	0		1285050	0		268492	0	Bullish	Bearish	93.18		1.26	47,009.10	
10:39:10	402877	0		599671	0		196794	0	Bullish	Bullish	36.49	1.49	20,824.75	10:39:10	1016558	0		1285050	0		268492	0	Bullish	Bearish	70.84		1.26	47,093.65	
10:40:07	403320	443		594535	-5136	Long UW	191215	-5579	Bullish	Bearish	39.85	1.47	20,825.55	10:40:07	1014471	-2087	Short C	1247011	-38039	Long UW	232540	-35952	Bullish	Bearish	108.07		1.23	47,119.15	
10:41:06	403320	0		594535	0		191215	0	Bullish	Bullish	54.66	1.47	20,837.80	10:41:06	1014471	0		1247011	0		232540	0	Bullish	Bullish	178.16		1.23	47,159.70	
10:42:06	403320	0		594535	0		191215	0	Bullish	Bullish	56.89	1.47	20,841.95	10:42:06	1014471	0		1247011	0		232540	0	Bullish	Bullish	209.52		1.23	47,202.95	
10:43:06	410825	7505		592884	-1651	Long UW	182059	-9156	Bullish	Bullish	57.79	1.44	20,846.10	10:43:06	1015966	1495		1266792	19781		250826	18286	Bullish	Bullish	205.06		1.25	47,221.30	
10:44:06	410825	0		592884	0		182059	0	Bullish	Bullish	52.67	1.44	20,836.45	10:44:06	1015966	0		1266792	0		250826	0	Bullish	Bullish	190.12		1.25	47,172.25	
10:45:06	410825	0		592884	0		182059	0	Bullish	Bullish	51.51	1.44	20,835.65	10:45:06	1015966	0		1266792	0		250826	0	Bullish	Bullish	161.71		1.25	47,145.85	
10:46:05	414198	3373		594050	1166		179852	-2207	Bullish	Bullish	52.70	1.43	20,834.95	10:46:05	1004930	-11036	Short C	1284946	18154		280016	29190	Bullish	Bullish	164.69		1.28	47,142.80	
10:47:07	414198	0		594050	0		179852	0	Bullish	Bullish	51.28	1.43	20,839.25	10:47:07	1004930	0		1284946	0		280016	0	Bullish	Bullish	157.88		1.28	47,140.30	
10:48:07	414198	0		594050	0		179852	0	Bullish	Bullish	50.16	1.43	20,837.70	10:48:07	1004930	0		1284946	0		280016	0	Bullish	Bullish	149.94		1.28	47,140.95	
10:49:06	419597	5399		600820	6770		181223	1371	Bullish	Bullish	54.59	1.43	20,838.10	10:49:06	1016533	11603		1310184	25238		293651	13635	Bullish	Bullish	171.52		1.29	47,142.30	
10:50:06	419597	0		600820	0		181223	0	Bullish	Bullish	50.01	1.43	20,837.00	10:50:06	1016533	0		1310184	0		293651	0	Bullish	Bullish	152.16		1.29	47,139.85	
10:51:06	419424	-173		600820	0		181396	173	Bullish	Bullish	49.79	1.43	20,833.60	10:51:06	1016533														

Nifty ATM	Nifty Spot	Nifty Pre CL	Nifty Open	Nifty High	Nifty Low	India VIX	Current Expiry	Exp High	20,955.50	91.45	Not Break	Resistanc	21000	BN ATM	BN Spot	BN Pre CL	BN Open	BN High	BN Low	India VIX	Tuesday	Exp High	47,226.20	-4.35	Breakout	Resistanc	47000		
20850	20,855.10	20686.8	20,808.90	20,864.05	20,711.15	13.46	2023-12-07	Exp Low	20,662.30	48.85	Not Break	Support	20700	47000	47,012.25	46,431.40	46,895.90	47,230.55	46,653.65	13.46		Exp Low	46,565.60	88.05	Not Break	Support	47000		
Time	Call COI (Bearish ▼)	Call COI (+▲-▼)	Short Covering	Put COI (Bullish ▲)	Put COI (+▲-▼)	Long UW	NET Oi	+▲-▼	Net Oi Signal	Price Action Signal	VPW Diff	Strike	Nifty PCR	Nifty LTP	Time	Call COI (Bearish ▼)	Call COI (+▲-▼)	Short Covering	Put COI (Bullish ▲)	Put COI (+▲-▼)	Long Unwinding	NET Oi	+▲-▼	Net Oi Signal	Price Action Signal	VPW Diff	Strike	BN PCR	BN LTP
11:14:07	403177	0	0	632413	0	0	229236	0	Bullish	Bearish	40.20	1.57	20,823.35	11:14:07	1045524	-3018	Short C	1330689	0	0	285165	3018	Bullish	Bearish	49.95	1.27	47,018.65		
11:15:06	403177	0	0	632413	0	0	229236	0	Bullish	Bearish	46.67	1.57	20,820.75	11:15:06	1045524	0	0	1330689	0	0	285165	0	Bullish	Bearish	74.40	1.27	47,017.80		
11:16:06	407177	4000	0	638413	6000	0	231236	2000	Bullish	Bearish	38.70	1.57	20,822.70	11:16:06	1063859	18335	0	1338801	8112	0	274942	-10223	Bullish	Bearish	26.53	1.26	47,022.75		
11:17:06	407177	0	0	638413	0	0	231236	0	Bullish	Bearish	37.49	1.57	20,814.45	11:17:06	1063859	0	0	1336996	-1805	Long UW	273137	-1805	Bullish	Bearish	16.08	1.26	46,995.00		
11:18:07	407177	0	0	638413	0	0	231236	0	Bullish	Bearish	30.12	1.57	20,810.05	11:18:07	1063859	0	0	1336996	0	0	273137	0	Bullish	Bearish	-26.17	1.26	46,960.20		
11:19:07	406888	-289	0	637661	-752	0	230773	-463	Bullish	Bearish	26.77	1.57	20,810.60	11:19:07	1070247	6388	0	1310168	-26828	Long UW	239921	-33216	Bullish	Bearish	-46.19	1.22	46,964.35		
11:20:06	406888	0	0	637661	0	0	230773	0	Bullish	Bearish	6.23	1.57	20,791.10	11:20:06	1070247	0	0	1310168	0	0	239921	0	Bullish	Bearish	-105.09	1.22	46,874.15		
11:21:07	406888	0	0	637661	0	0	230773	0	Bullish	Bearish	-4.04	1.57	20,784.80	11:21:07	1070247	0	0	1310168	0	0	239921	0	Bullish	Bearish	-179.71	1.22	46,850.15		
11:22:07	396033	-10855	Short C	624531	-13130	Long UW	228498	-2275	Bullish	Bearish	1.93	1.58	20,798.00	11:22:07	1070247	0	0	1185633	-124535	Long UW	115386	-124535	Bullish	Bearish	-132.33	1.11	46,915.70		
11:23:06	396033	0	0	624531	0	0	228498	0	Bullish	Bearish	8.64	1.58	20,802.95	11:23:06	1120645	50398	0	1185633	0	0	64988	-50398	Bullish	Bearish	-76.08	1.06	46,941.65		
11:24:07	396033	0	0	624531	0	0	228498	0	Bullish	Bearish	9.83	1.58	20,800.25	11:24:07	1120645	0	0	1185633	0	0	64988	0	Bullish	Bearish	-43.87	1.06	46,942.30		
11:25:07	412999	16966	0	622041	-2490	Long UW	209042	-19456	Bullish	Bearish	2.51	1.51	20,796.40	11:25:07	1134855	14210	0	1214098	28465	0	79243	14255	Bullish	Bearish	-57.05	1.07	46,935.95		
11:26:07	412999	0	0	622041	0	0	209042	0	Bullish	Bearish	5.03	1.51	20,797.65	11:26:07	1134855	0	0	1214098	0	0	79243	0	Bullish	Bearish	-67.13	1.07	46,939.95		
11:27:07	412999	0	0	622041	0	0	209042	0	Bullish	Bearish	6.96	1.51	20,790.00	11:27:07	1134855	0	0	1214098	0	0	79243	0	Bullish	Bearish	-44.17	1.07	46,900.05		
11:28:06	414479	1480	0	612976	-9065	Long UW	198497	-10545	Bullish	Bearish	1.40	1.48	20,793.80	11:28:06	1157504	22649	0	1238665	24567	0	81161	1918	Bullish	Bearish	-85.90	1.07	46,918.85		
11:29:06	414479	0	0	612976	0	0	198497	0	Bullish	Bearish	5.03	1.48	20,794.45	11:29:06	1157504	0	0	1238665	0	0	81161	0	Bullish	Bearish	-38.87	1.07	46,919.30		
11:30:07	414479	0	0	612976	0	0	198497	0	Bullish	Bearish	8.45	1.48	20,795.90	11:30:07	1157504	0	0	1238665	0	0	81161	0	Bullish	Bearish	-61.63	1.07	46,925.80		
11:31:06	420068	5589	0	616575	3599	0	196507	-1990	Bullish	Bearish	11.56	1.47	20,793.70	11:31:06	1170874	13370	0	1238665	0	0	67791	-13370	Bullish	Bearish	-59.85	1.06	46,915.65		
11:32:07	420068	0	0	616575	0	0	196507	0	Bullish	Bearish	0.15	1.47	20,791.20	11:32:07	1170874	0	0	1253435	14770	0	82561	14770	Bullish	Bearish	-77.17	1.07	46,902.65		
11:33:07	420068	0	0	616575	0	0	196507	0	Bullish	Bearish	-10.67	1.47	20,780.55	11:33:07	1170874	0	0	1253435	0	0	82561	0	Bullish	Bearish	-142.27	1.07	46,872.20		
11:34:08	428534	8466	0	621008	4433	0	192474	-4033	Bullish	Bearish	-10.67	1.45	20,771.90	11:34:08	1170874	0	0	1244920	-8515	Long UW	74046	-8515	Bullish	Bullish	-142.27	1.06	46,850.15		
11:35:06	428534	0	0	621008	0	0	192474	0	Bullish	Bearish	-32.81	1.45	20,761.30	11:35:06	1189459	18585	0	1244920	0	0	55461	-18585	Bullish	Bearish	-177.94	1.05	46,843.85		
11:36:07	428534	0	0	621008	0	0	192474	0	Bullish	Bearish	-32.81	1.45	20,759.50	11:36:07	1189459	0	0	1244920	0	0	55461	0	Bullish	Bearish	-184.23	1.05	46,821.00		
11:37:07	438804	10270	0	605758	-15250	Long UW	166954	-25520	Bullish	Bearish	-34.35	1.38	20,758.65	11:37:07	1189459	0	0	1241512	-3408	Long UW	52053	-3408	Bullish	Bearish	-209.50	1.04	46,799.30		
11:38:06	438804	0	0	605758	0	0	166954	0	Bullish	Bearish	-34.08	1.38	20,748.70	11:38:06	1218828	29369	0	1241512	0	0	22684	-29369	Bullish	Bearish	-209.50	1.02	46,758.35		
11:39:08	438804	0	0	605758	0	0	166954	0	Bullish	Bearish	-34.08	1.38	20,756.65	11:39:08	1218828	0	0	1241512	0	0	22684	0	Bullish	Bearish	-203.50	1.02	46,794.30		
11:40:06	447262	8458	0	592556	-13202	Long UW	145294	-21660	Bullish	Bearish	-32.34	1.32	20,750.45	11:40:06	1246817	27989	0	1238327	-3185	Long UW	-8490	-31174	Bearish	Bearish	-203.65	0.99	46,762.25		
11:41:06	447262	0	0	592556	0	0	145294	0	Bullish	Bearish	-32.34	1.32	20,756.05	11:41:06	1246817	0	0	1239951	1624	0	-6866	1624	Bearish	Bearish	-203.65	0.99	46,780.80		
11:42:07	447262	0	0	592556	0	0	145294	0	Bullish	Bearish	-32.34	1.32	20,759.10	11:42:07	1246817	0	0	1239951	0	0	-6866	0	Bearish	Bearish	-203.65	0.99	46,792.45		
11:43:06	455960	8698	0	590534	-2022	Long UW	134574	-10720	Bullish	Bearish	-29.45	1.3	20,758.95	11:43:06	1269868	23051	0	1235889	-4062	Long UW	-33979	-27113	Bearish	Bearish	-194.13	0.97	46,811.70		
11:44:09	455960	0	0	590534	0	0	134574	0	Bullish	Bearish	-34.89	1.3	20,743.25	11:44:09	1269868	0	0	1235889	0	0	-33979	0	Bearish	Bearish	-163.28	0.97	46,766.60		
11:45:06	463464	7504	0	590534	0	0	127070	-7504	Bullish	Bearish	-11.74	1.27	20,751.50	11:45:06	1269868	0	0	1235889	0	0	-33979	0	Bearish	Bearish	-115.24	0.97	46,776.35		
11:46:07	463464	0	0	588033	-2501	Long UW	124569	-2501	Bullish	Bearish	-37.14	1.27	20,744.50	11:46:07	1285537	15669	0	1240667	4778	0	-44870	-10891	Bearish	Bearish	-203.23	0.97	46,770.10		
11:47:07	463464	0	0	588033	0	0	124569	0	Bullish	Bearish	-36.98	1.27	20,746.25	11:47:07	1285537	0	0	1240667	0	0	-44870	0	Bearish	Bearish	-215.99	0.97	46,776.30		
11:48:06	463464	0	0	588033	0	0	124569	0	Bullish	Bearish	-30.32	1.27	20,753.30	11:48:06	1285537	0	0	1240667	0	0	-44870	0	Bearish	Bearish	-206.91	0.97	46,788.70		
11:49:07	468769	5305	0	583808	-4225	Long UW	115039	-9530	Bullish	Bearish	-38.04	1.25	20,748.65	11:49:07	1285537	0	0	1262156	21489	0	-23381	21489	Bearish	Bearish	-183.26	0.98	46,784.95		
11:50:07	468769	0	0	583808	0	0	115039	0	Bullish	Bearish	-37.14	1.25	20,748.40	11:50:07	1302491	16954	0	1262156	0	0	-40335	-16954	Bearish	Bearish	-172.65	0.97	46,788.15		
11:51:06	468769	0	0	583808	0	0	115039	0	Bullish	Bearish	-31.14	1.25	20,748.55	11:51:06	1302491	0	0	1262156	0	0	-40335	0	Bearish	Bullish	-172.65	0.97	46,814.35		
11:52:06	473485	4716	0	583166	-642	0	109681	-5358	Bullish	Bearish	-31.14	1.23	20,740.45	11:52:06	1311481	8990	0	1273298	11142	0	-38183	2152	Bearish	Bearish	-150.26	0.97	46,788.80		
11:53:06	473485	0	0	583166	0	0	109681	0	Bullish																				

Nifty ATM	Nifty Spot	Nifty Pre C	Nifty Open	Nifty High	Nifty Low	India VIX	Current Expiry	Exp High	20,955.50	91.45	Not Break	Resistanc	21000	BN ATM	BN Spot	BN Pre CL	BN Open	BN High	BN Low	India VIX	Tuesday	Exp High	47,226.20	-4.35	Breakout	Resistanc	47000		
20850	20,855.10	20686.8	20,808.90	20,864.05	20,711.15	13.46	2023-12-07	Exp Low	20,662.30	48.85	Not Break	Support	20700	47000	47,012.25	46,431.40	46,895.90	47,230.55	46,653.65	13.46		Exp Low	46,565.60	88.05	Not Break	Support	47000		
Time	Call COI (Bearish ▼)	Call COI (+▲-▼)	Short Covering	Put COI (Bullish ▲)	Put COI (+▲-▼)	Long UW	NET Oi	+▲-▼	Net Oi Signal	Price Action Signal	VWAP Diff	Strike	Nifty PCR	Nifty LTP	Time	Call COI (Bearish ▼)	Call COI (+▲-▼)	Short Covering	Put COI (Bullish ▲)	Put COI (+▲-▼)	Long Unwinding	NET Oi	+▲-▼	Net Oi Signal	Price Action Signal	VWAP Diff	Strike	BN PCR	BN LTP
12:16:06	492390	-2733	Short C	574743	4621		82353	7354	Bullish	Bullish	6.91		1.17	20,773.00	12:16:06	1322104	4314		1258743	1625		-63361	-2689	Bearish	Bearish	-96.55	0.95	46,862.25	
12:17:06	492390	0		574743	0		82353	0	Bullish	Bearish	3.75		1.17	20,771.50	12:17:06	1322104	0		1258743	0		-63361	0	Bearish	Bearish	-101.12	0.95	46,869.70	
12:18:06	492390	0		574743	0		82353	0	Bullish	Bullish	3.54		1.17	20,780.50	12:18:06	1322104	0		1258743	0		-63361	0	Bearish	Bearish	-85.15	0.95	46,883.45	
12:19:07	491926	-464		579498	4755		87572	5219	Bullish	Bullish	13.29	Buy 20600 CE	1.18	20,780.80	12:19:07	1327549	5445		1261974	3231		-65575	-2214	Bearish	Bearish	-76.93	0.95	46,891.45	
12:20:06	491926	0		579498	0		87572	0	Bullish	Bullish	12.03		1.18	20,776.20	12:20:06	1327549	0		1261974	0		-65575	0	Bearish	Bearish	-58.80	0.95	46,892.75	
12:21:07	491926	0		579498	0		87572	0	Bullish	Bullish	6.99		1.18	20,775.95	12:21:07	1327549	0		1261974	0		-65575	0	Bearish	Bearish	-78.08	0.95	46,891.60	
12:22:07	494683	2757		587912	8414		93229	5657	Bullish	Bullish	5.51		1.19	20,771.00	12:22:07	1327549	0		1261974	0		-65575	0	Bearish	Bearish	-67.98	0.95	46,882.80	
12:23:06	494683	0		587912	0		93229	0	Bullish	Bullish	12.59		1.19	20,777.80	12:23:06	1328122	573		1270794	8820		-57328	8247	Bearish	Bullish	-53.20	0.96	46,886.95	
12:24:06	494683	0		587912	0		93229	0	Bullish	Bullish	10.66		1.19	20,778.80	12:24:06	1328122	0		1270794	0		-57328	0	Bearish	Bullish	-65.54	0.96	46,884.75	
12:25:08	493664	-1019	Short C	592757	4845		99093	5864	Bullish	Bullish	12.65		1.2	20,776.80	12:25:08	1328122	0		1270889	95		-57233	95	Bearish	Bullish	-63.48	0.96	46,867.35	
12:26:07	493664	0		592757	0		99093	0	Bullish	Bullish	8.93		1.2	20,778.15	12:26:07	1333586	5464		1270889	0		-62697	-5464	Bearish	Bullish	-78.52	0.95	46,879.50	
12:27:07	493664	0		592757	0		99093	0	Bullish	Bullish	11.62		1.2	20,778.30	12:27:07	1333586	0		1270889	0		-62697	0	Bearish	Bearish	-87.50	0.95	46,873.85	
12:28:06	496875	3211		596641	3884		99766	673	Bullish	Bullish	14.14		1.2	20,780.55	12:28:06	1333586	0		1275083	4194		-58503	4194	Bearish	Bullish	-71.68	0.96	46,890.40	
12:29:06	496875	0		596641	0		99766	0	Bullish	Bullish	11.88		1.2	20,780.35	12:29:06	1339217	5631		1275083	0		-64134	-5631	Bearish	Bullish	-62.99	0.95	46,902.85	
12:30:06	496875	0		596641	0		99766	0	Bullish	Bullish	20.11		1.2	20,783.90	12:30:06	1339217	0		1275083	0		-64134	0	Bearish	Bullish	-48.04	0.95	46,913.10	
12:31:06	497373	498		598556	1915		101183	1417	Bullish	Bearish	10.83		1.2	20,780.45	12:31:06	1341707	2490		1274945	-138		-66762	-2628	Bearish	Bullish	-72.65	0.95	46,885.70	
12:32:07	497373	0		598556	0		101183	0	Bullish	Bearish	11.90		1.2	20,780.75	12:32:07	1341707	0		1274945	0		-66762	0	Bearish	Bearish	-72.96	0.95	46,887.20	
12:33:06	497373	0		598556	0		101183	0	Bullish	Bullish	13.43		1.2	20,782.70	12:33:06	1341707	0		1274945	0		-66762	0	Bearish	Bearish	-86.64	0.95	46,883.50	
12:34:06	499760	2387		601663	3107		101903	720	Bullish	Bullish	14.25		1.2	20,781.25	12:34:06	1345285	3578		1274945	0		-70340	-3578	Bearish	Bullish	-76.30	0.95	46,895.20	
12:35:06	499760	0		601663	0		101903	0	Bullish	Bullish	13.11		1.2	20,784.15	12:35:06	1353934	8649		1273432	-1513	Long UW	-80502	-10162	Bearish	Bullish	-78.09	0.94	46,890.10	
12:36:06	499760	0		601663	0		101903	0	Bullish	Bullish	12.80		1.2	20,782.60	12:36:06	1353934	0		1273432	0		-80502	0	Bearish	Bullish	-64.19	0.94	46,892.95	
12:37:06	501682	1922		601840	177		100158	-1745	Bullish	Bearish	11.59		1.2	20,778.05	12:37:06	1361306	7372		1273432	0		-87874	-7372	Bearish	Bullish	-76.03	0.94	46,887.15	
12:38:07	501682	0		601840	0		100158	0	Bullish	Bullish	9.47		1.2	20,780.85	12:38:07	1361306	0		1282050	8618		-79256	8618	Bearish	Bullish	-84.55	0.94	46,900.10	
12:39:05	501682	0		601840	0		100158	0	Bullish	Bullish	6.56		1.2	20,780.65	12:39:05	1361306	0		1282050	0		-79256	0	Bearish	Bullish	-84.54	0.94	46,881.70	
12:40:06	491827	-9855	Short C	604170	2330		112343	12185	Bullish	Bullish	6.35		1.23	20,785.45	12:40:06	1359614	-1692	Short C	1285369	3319		-74245	5011	Bearish	Bullish	-103.88	0.95	46,877.80	
12:41:06	491827	0		604170	0		112343	0	Bullish	Bullish	19.51		1.23	20,792.15	12:41:06	1359614	0		1285369	0		-74245	0	Bearish	Bullish	-71.04	0.95	46,910.15	
12:42:06	491827	0		604170	0		112343	0	Bullish	Bullish	19.52		1.23	20,788.00	12:42:06	1359614	0		1285369	0		-74245	0	Bearish	Bearish	-76.33	0.95	46,891.35	
12:43:06	491829	2		604170	0		112341	-2	Bullish	Bearish	9.00		1.23	20,782.65	12:43:06	1361651	2037		1291033	5664		-70618	3627	Bearish	Bearish	-93.09	0.95	46,880.65	
12:44:06	491829	0		606609	2439		114780	2439	Bullish	Bullish	6.59		1.23	20,780.85	12:44:06	1361651	0		1291033	0		-70618	0	Bearish	Bearish	-88.46	0.95	46,879.35	
12:45:07	491829	0		606609	0		114780	0	Bullish	Bearish	11.07		1.23	20,777.15	12:45:07	1361651	0		1291033	0		-70618	0	Bearish	Bearish	-73.63	0.95	46,885.70	
12:46:08	490509	-1320	Short C	607125	516		116616	1836	Bullish	Bearish	4.51		1.24	20,779.45	12:46:08	1361651	0		1302076	11043		-59575	11043	Bearish	Bullish	-87.67	0.96	46,884.70	
12:47:06	490509	0		607125	0		116616	0	Bullish	Bearish	3.06		1.24	20,779.20	12:47:06	1368638	6987		1302076	0		-66562	-6987	Bearish	Bearish	-98.71	0.95	46,889.30	
12:48:07	490509	0		607125	0		116616	0	Bullish	Bearish	10.29		1.24	20,783.25	12:48:07	1368638	0		1302076	0		-66562	0	Bearish	Bullish	-70.37	0.95	46,898.50	
12:49:06	488278	-2231	Short C	609188	2063		120910	4294	Bullish	Bullish	11.23		1.25	20,788.25	12:49:06	1372266	3628		1303650	1574		-68616	-2054	Bearish	Bullish	-63.41	0.95	46,906.25	
12:50:06	488278	0		609188	0		120910	0	Bullish	Bullish	17.31		1.25	20,796.50	12:50:06	1372266	0		1303650	0		-68616	0	Bearish	Bullish	-65.13	0.95	46,912.05	
12:51:06	488278	0		609188	0		120910	0	Bullish	Bullish	26.23		1.25	20,804.00	12:51:06	1372266	0		1303650	0		-68616	0	Bearish	Bullish	12.98	0.95	46,979.70	
12:52:06	481642	-6636	Short C	612941	3753		131299	10389	Bullish	Bullish	26.23		1.27	20,803.40	12:52:06	1334115	-38151	Short C	1303650	0		-30465	38151	Bearish	Bullish	-4.82	0.98	46,942.50	
12:53:06	481642	0		612941	0		131299	0	Bullish	Bullish	26.94		1.27	20,803.20	12:53:06	1334115	0		1269765	-33885	Long UW	-64350	-33885	Bearish	Bullish	34.60	0.95	46,980.40	
12:54:06	481642	0		612941	0		131299	0	Bullish	Bullish	26.08		1.27	20,804.80	12:54:06	1334115	0		1269765	0		-64350	0	Bearish	Bullish	43.26	0.95	46,980.80	
12:55:06	482648	1006		612610	-331		129962	-1337	Bullish	Bullish	25.99		1.27	20,802.30	12:55:06	1327764	-6351	Short C	1269765	0		-57999	6351	Bearish	Bullish	40.80	0.96	46,981.15	
12:5																													

Nifty ATM	Nifty Spot	Nifty Pre CL	Nifty Open	Nifty High	Nifty Low	India VIX	Current Expiry	Exp High	20,955.50	91.45	Not Break	Resistanc	21000	BN ATM	BN Spot	BN Pre CL	BN Open	BN High	BN Low	India VIX	Tuesday	Exp High	47,226.20	-4.35	Breakout	Resistanc	47000		
20850	20,855.10	20686.8	20,808.90	20,864.05	20,711.15	13.46	2023-12-07	Exp Low	20,662.30	48.85	Not Break	Support	20700	47000	47,012.25	46,431.40	46,895.90	47,230.55	46,653.65	13.46		Exp Low	46,565.60	88.05	Not Break	Support	47000		
Time	Call COI (Bearish ▼)	Call COI (+▲-▼)	Short Covering	Put COI (Bullish ▲)	Put COI (+▲-▼)	Long UW	NET Oi	+▲-▼	Net Oi Signal	Price Action Signal	VWAP Diff	Strike	Nifty PCR	Nifty LTP	Time	Call COI (Bearish ▼)	Call COI (+▲-▼)	Short Covering	Put COI (Bullish ▲)	Put COI (+▲-▼)	Long Unwinding	NET Oi	+▲-▼	Net Oi Signal	Price Action Signal	VWAP Diff	Strike	BN PCR	BN LTP
13:18:06	474489	0	0	641627	0		167138	0	Bullish	Bullish	28.56	641627	1.35	20,803.55	13:18:06	1310766	0	0	1320717	0		9951	0	Bullish	Bullish	70.09		1.01	47,000.45
13:19:06	474489	0	0	641437	-190		166948	-190	Bullish	Bearish	21.74	641437	1.35	20,798.55	13:19:06	1304009	-6757	Short C	1321375	658		17366	7415	Bullish	Bullish	70.09		1.01	46,991.65
13:19:36	474489	0	0	641437	0		166948	0	Bullish	Bearish	21.74	641437	1.35	20,798.55	13:19:36	1304009	0	0	1321375	0		17366	0	Bullish	Bullish	70.09		1.01	46,991.65
13:19:52	478435	3946	0	641437	0		163002	-3946	Bullish	Bearish	20.02	641437	1.34	20,800.10	13:19:52	1304009	0	0	1321375	0		17366	0	Bullish	Bullish	54.91		1.01	46,996.05
13:20:22	478435	0	0	641437	0		163002	0	Bullish	Bearish	20.02	641437	1.34	20,800.10	13:20:22	1304009	0	0	1321375	0		17366	0	Bullish	Bullish	54.91		1.01	46,996.05
13:20:51	478435	0	0	641437	0		163002	0	Bullish	Bearish	20.02	641437	1.34	20,800.40	13:20:51	1304009	0	0	1321375	0		17366	0	Bullish	Bullish	47.57		1.01	46,994.05
13:21:35	478435	0	0	641437	0		163002	0	Bullish	Bullish	20.85	641437	1.34	20,800.40	13:21:35	1304009	0	0	1321375	0		17366	0	Bullish	Bullish	47.57		1.01	46,994.05
13:22:04	478435	0	0	641437	0		163002	0	Bullish	Bearish	20.85	641437	1.34	20,794.20	13:22:04	1302604	-1405	Short C	1321375	0		18771	1405	Bullish	Bearish	31.82		1.01	46,963.00
13:22:31	480334	1899	0	644548	3111		164214	1212	Bullish	Bearish	10.55	644548	1.34	20,794.20	13:22:31	1302604	0	0	1331122	9747		28518	9747	Bullish	Bearish	47.57		1.02	46,963.00
13:23:10	480334	0	0	644548	0		164214	0	Bullish	Bearish	18.68	644548	1.34	20,790.95	13:23:10	1302604	0	0	1331122	0		28518	0	Bullish	Bearish	3.72		1.02	46,963.25
13:24:06	480334	0	0	644548	0		164214	0	Bullish	Bearish	10.55	644548	1.34	20,796.55	13:24:06	1302604	0	0	1331122	0		28518	0	Bullish	Bearish	8.96		1.02	46,975.85
13:25:06	478049	-2285	Short C	648342	3794		170293	6079	Bullish	Bearish	16.88	648342	1.36	20,800.55	13:25:06	1301511	-1093	Short C	1346343	15221		44832	16314	Bullish	Bearish	35.58		1.03	46,999.80
13:26:06	478049	0	0	648342	0		170293	0	Bullish	Bearish	17.92	648342	1.36	20,800.25	13:26:06	1301237	-274	0	1346343	0		45106	274	Bullish	Bearish	56.35		1.03	46,998.85
13:27:06	478049	0	0	648342	0		170293	0	Bullish	Bearish	26.38	648342	1.36	20,800.25	13:27:06	1301237	0	0	1346343	0		45106	0	Bullish	Bearish	60.34		1.03	46,998.85
13:28:06	479679	1630	0	648342	0		168663	-1630	Bullish	Bullish	20.88	648342	1.35	20,800.25	13:28:06	1301237	0	0	1346343	0		45106	0	Bullish	Bearish	28.57		1.03	46,984.70
13:29:07	479679	0	0	652286	3944		172607	3944	Bullish	Bullish	22.85	652286	1.36	20,802.30	13:29:07	1294683	-6554	Short C	1346021	-322		51338	6232	Bullish	Bearish	28.12		1.04	46,982.45
13:30:07	479679	0	0	652286	0		172607	0	Bullish	Bullish	22.85	652286	1.36	20,805.35	13:30:07	1294666	-17	0	1346021	0		51355	17	Bullish	Bearish	28.86		1.04	46,987.55
13:31:07	484461	4782	0	651049	-1237	Long UW	166588	-6019	Bullish	Bullish	21.82	651049	1.34	20,806.20	13:31:07	1314372	19706	0	1353321	7300		38949	-12406	Bullish	Bearish	28.12		1.03	46,988.65
13:32:07	484461	0	0	651049	0		166588	0	Bullish	Bullish	21.89	651049	1.34	20,807.05	13:32:07	1314372	0	0	1353321	0		38949	0	Bullish	Bullish	28.12		1.03	47,001.45
13:33:06	484461	0	0	651049	0		166588	0	Bullish	Bullish	21.89	651049	1.34	20,812.70	13:33:06	1314372	0	0	1353321	0		38949	0	Bullish	Bullish	28.86		1.03	47,014.00
13:34:06	477274	-7187	Short C	648164	-2885	Long UW	170890	4302	Bullish	Bullish	42.29	648164	1.36	20,812.70	13:34:06	1305842	-8530	Short C	1353321	0		47479	8530	Bullish	Bullish	66.79		1.04	47,014.35
13:35:06	477274	0	0	648164	0		170890	0	Bullish	Bullish	46.42	648164	1.36	20,817.00	13:35:06	1305786	-56	0	1354490	1169		48704	1225	Bullish	Bullish	18.20		1.04	47,026.85
13:36:06	477274	0	0	648164	0		170890	0	Bullish	Bullish	28.84	648164	1.36	20,815.70	13:36:06	1305786	0	0	1354490	0		48704	0	Bullish	Bullish	47.97		1.04	47,019.80
13:37:06	472085	-5189	Short C	648164	0		176079	5189	Bullish	Bullish	28.84	648164	1.37	20,821.00	13:37:06	1305786	0	0	1354490	0		48704	0	Bullish	Bullish	47.97		1.04	47,011.10
13:38:06	472085	0	0	648773	609		176688	609	Bullish	Bullish	53.01	648773	1.37	20,821.65	13:38:06	1287056	-18730	Short C	1372333	17843		85277	36573	Bullish	Bullish	66.77		1.07	47,014.30
13:39:06	472085	0	0	648773	0		176688	0	Bullish	Bullish	53.01	648773	1.37	20,819.65	13:39:06	1287056	0	0	1372333	0		85277	0	Bullish	Bullish	99.62		1.07	47,008.25
13:40:07	472085	0	0	648773	0		176688	0	Bullish	Bullish	42.29	648773	1.37	20,816.85	13:40:07	1287056	0	0	1373334	1001		86278	1001	Bullish	Bullish	66.79		1.07	47,017.85
13:41:06	478693	6608	0	658319	9546		179626	2938	Bullish	Bullish	46.42	658319	1.38	20,824.00	13:41:06	1294240	7184	0	1373334	0		79094	-7184	Bullish	Bullish	131.68		1.06	47,061.55
13:42:06	478693	0	0	658319	0		179626	0	Bullish	Bullish	48.31	658319	1.38	20,823.05	13:42:06	1294240	0	0	1373334	0		79094	0	Bullish	Bullish	95.32		1.06	47,066.90
13:43:07	471437	-7256	Short C	664063	5744		192626	13000	Bullish	Bullish	45.14	664063	1.41	20,817.50	13:43:07	1229203	-65037	Short C	1362399	-10935	Long UW	133196	54102	Bullish	Bullish	154.38		1.11	47,056.80
13:44:06	471437	0	0	664063	0		192626	0	Bullish	Bullish	48.18	664063	1.41	20,819.10	13:44:06	1229203	0	0	1362399	0		133196	0	Bullish	Bullish	151.73		1.11	47,062.95
13:45:06	471437	0	0	664063	0		192626	0	Bullish	Bullish	50.49	664063	1.41	20,818.55	13:45:06	1229203	0	0	1362399	0		133196	0	Bullish	Bullish	149.55		1.11	47,063.55
13:46:06	475900	4463	0	665717	1654		189817	-2809	Bullish	Bullish	57.53	665717	1.4	20,818.20	13:46:06	1226630	-2573	Short C	1381614	19215		154984	21788	Bullish	Bullish	154.38		1.13	47,069.65
13:47:10	475900	0	0	665717	0		189817	0	Bullish	Bullish	48.18	665717	1.4	20,815.25	13:47:10	1228693	2063	0	1381614	0		152921	-2063	Bullish	Bullish	151.73		1.12	47,051.20
13:48:06	475900	0	0	665717	0		189817	0	Bullish	Bearish	46.44	665717	1.4	20,811.75	13:48:06	1228693	0	0	1381614	0		152921	0	Bullish	Bullish	129.07		1.12	47,044.10
13:49:07	466273	-9627	Short C	666942	1225		200669	10852	Bullish	Bearish	41.55	666942	1.43	20,813.75	13:49:07	1228693	0	0	1381614	0		152921	0	Bullish	Bullish	113.56		1.12	47,046.10
13:50:06	466273	0	0	666942	0		200669	0	Bullish	Bearish	48.68	666942	1.43	20,820.45	13:50:06	1226581	-2112	Short C	1386414	4800		159833	6912	Bullish	Bullish	127.28		1.13	47,060.10
13:51:08	466273	0	0	666942	0		200669	0	Bullish	Bearish	47.04	666942	1.43	20,821.45	13:51:08	1226581	0	0	1386414	0		159833	0	Bullish	Bull				

Nifty ATM	Nifty Spot	Nifty Pre C	Nifty Open	Nifty High	Nifty Low	India VIX	Current Expiry	Exp High	20,955.50	91.45	Not Break	Resistanc	21000	BN ATM	BN Spot	BN Pre CL	BN Open	BN High	BN Low	India VIX	Tuesday	Exp High	47,226.20	-4.35	Breakout	Resistanc	47000		
20850	20,855.10	20686.8	20,808.90	20,864.05	20,711.15	13.46	2023-12-07	Exp Low	20,662.30	48.85	Not Break	Support	20700	47000	47,012.25	46,431.40	46,895.90	47,230.55	46,653.65	13.46		Exp Low	46,565.60	88.05	Not Break	Support	47000		
Time	Call COI (Bearish ▼)	Call COI (+▲▼)	Short Covering	Put COI (Bullish ▲)	Put COI (+▲▼)	Long UW	NET Oi	+▲▼	Net Oi Signal	Price Action Signal	VWAP Diff	Strike	Nifty PCR	Nifty LTP	Time	Call COI (Bearish ▼)	Call COI (+▲▼)	Short Covering	Put COI (Bullish ▲)	Put COI (+▲▼)	Long Unwinding	NET Oi	+▲▼	Net Oi Signal	Price Action Signal	VWAP Diff	Strike	BN PCR	BN LTP
14:16:07	478335	0		662216	-1532	Long UW	183881	-1532	Bullish	Bullish	29.85	1.38	20,808.30	14:16:07	1292364	73		1386616	0		94252	-73	Bullish	Bearish	24.27		1.07	46,973.90	
14:17:06	485370	7035		662216	0		176846	-7035	Bullish	Bullish	23.56	1.36	20,811.35	14:17:06	1292364	0		1386033	-583		93669	-583	Bullish	Bullish	18.46		1.07	46,987.05	
14:18:08	485370	0		662216	0		176846	0	Bullish	Bullish	23.95	1.36	20,808.15	14:18:08	1292364	0		1386033	0		93669	0	Bullish	Bullish	21.74		1.07	46,979.20	
14:19:06	485370	0		663635	1419		178265	1419	Bullish	Bullish	23.95	1.37	20,804.50	14:19:06	1292364	0		1386033	0		93669	0	Bullish	Bullish	25.24		1.07	46,973.10	
14:20:06	484328	-1042	Short C	663635	0		179307	1042	Bullish	Bullish	22.59	1.37	20,805.15	14:20:06	1295173	2809		1394967	8934		99794	6125	Bullish	Bearish	25.24		1.08	46,962.00	
14:21:06	484328	0		663635	0		179307	0	Bullish	Bullish	13.55	1.37	20,806.55	14:21:06	1295173	0		1394967	0		99794	0	Bullish	Bearish	-27.06	Buy 47300 PE	1.08	46,961.25	
14:22:06	484328	0		668807	5172		184479	5172	Bullish	Bullish	22.40	1.38	20,811.00	14:22:06	1295173	0		1394967	0		99794	0	Bullish	Bearish	-4.17		1.08	46,974.20	
14:23:07	481999	-2329	Short C	668807	0		186808	2329	Bullish	Bullish	18.45	1.39	20,813.70	14:23:07	1296024	851		1402791	7824		106767	6973	Bullish	Bearish	16.27	Buy 46700 CE	1.08	46,994.70	
14:24:06	481999	0		668807	0		186808	0	Bullish	Bearish	22.40	1.39	20,801.70	14:24:06	1296024	0		1402791	0		106767	0	Bullish	Bearish	16.27		1.08	46,960.75	
14:25:06	486522	4523		668807	0		182285	-4523	Bullish	Bearish	23.46	1.37	20,798.35	14:25:06	1304363	8339		1402791	0		98428	-8339	Bullish	Bearish	-19.65	Buy 47200 PE	1.08	46,941.65	
14:26:06	486522	0		667695	-1112	Long UW	181173	-1112	Bullish	Bearish	18.34	1.37	20,805.90	14:26:06	1304363	0		1402093	-698		97730	-698	Bullish	Bearish	1.61		1.07	46,986.35	
14:27:06	486522	0		667695	0		181173	0	Bullish	Bearish	24.74	1.37	20,803.60	14:27:07	1304363	0		1402093	0		97730	0	Bullish	Bearish	1.61		1.07	46,969.85	
14:28:07	486750	228		672172	4477		185422	4249	Bullish	Bearish	20.89	1.38	20,809.80	14:28:07	1288791	-15572	Short C	1391959	-10134	Long UW	103168	5438	Bullish	Bearish	11.34		1.08	46,981.30	
14:29:06	486750	0		672172	0		185422	0	Bullish	Bearish	26.78	1.38	20,806.50	14:29:06	1288703	-88		1391959	0		103256	88	Bullish	Bullish	20.42	Buy 46700 CE	1.08	46,978.40	
14:30:06	486750	0		672172	0		185422	0	Bullish	Bearish	26.78	1.38	20,808.05	14:30:06	1288703	0		1391959	0		103256	0	Bullish	Bearish	26.61		1.08	46,986.25	
14:31:07	486750	0		672172	0		185422	0	Bullish	Bullish	32.25	1.38	20,814.55	14:31:07	1288703	0		1391959	0		103256	0	Bullish	Bullish	30.19		1.08	46,996.45	
14:32:06	486538	-212		673720	1548		187182	1760	Bullish	Bullish	34.08	1.38	20,809.45	14:32:06	1284804	-3899	Short C	1390834	-1125	Long UW	106030	2774	Bullish	Bullish	30.19		1.08	46,988.40	
14:33:06	486538	0		673720	0		187182	0	Bullish	Bullish	35.86	1.38	20,813.80	14:33:06	1284804	0		1390834	0		106030	0	Bullish	Bullish	56.94		1.08	47,004.40	
14:34:06	491509	4971		677230	3510		185721	-1461	Bullish	Bullish	38.27	1.38	20,815.80	14:34:06	1281613	-3191	Short C	1390834	0		109221	3191	Bullish	Bullish	72.92		1.09	47,010.45	
14:35:06	491509	0		677230	0		185721	0	Bullish	Bullish	39.63	1.38	20,814.50	14:35:06	1281613	0		1384946	-5888	Long UW	103333	-5888	Bullish	Bullish	80.03		1.08	47,000.05	
14:36:06	491509	0		677230	0		185721	0	Bullish	Bullish	39.95	1.38	20,817.70	14:36:06	1281613	0		1384946	0		103333	0	Bullish	Bullish	61.85		1.08	47,003.55	
14:37:06	490195	-1314	Short C	677230	0		187035	1314	Bullish	Bullish	42.91	1.38	20,819.55	14:37:06	1275035	-6578	Short C	1388177	3231		113142	9809	Bullish	Bullish	84.53		1.09	47,020.30	
14:38:06	490195	0		682018	4788		191823	4788	Bullish	Bullish	42.91	1.39	20,819.95	14:38:06	1275035	0		1388177	0		113142	0	Bullish	Bullish	84.53		1.09	46,994.60	
14:39:06	490195	0		682018	0		191823	0	Bullish	Bullish	40.83	1.39	20,824.85	14:39:06	1275035	0		1388177	0		113142	0	Bullish	Bullish	60.86		1.09	47,012.85	
14:40:08	488158	-2037	Short C	682018	0		193860	2037	Bullish	Bullish	46.45	1.4	20,827.55	14:40:08	1270652	-4383	Short C	1388177	0		117525	4383	Bullish	Bullish	71.19		1.09	47,016.95	
14:41:08	488158	0		684468	2450		196310	2450	Bullish	Bullish	43.61	1.4	20,830.65	14:41:08	1270724	72		1392006	3829		121282	3757	Bullish	Bullish	69.34		1.1	47,018.15	
14:42:06	488158	0		684468	0		196310	0	Bullish	Bullish	49.92	1.4	20,826.60	14:42:06	1270724	0		1392006	0		121282	0	Bullish	Bullish	60.45		1.1	47,008.85	
14:43:07	488158	0		693917	9449		205759	9449	Bullish	Bullish	50.46	1.42	20,828.60	14:43:07	1270724	0		1392006	0		121282	0	Bullish	Bullish	66.08		1.1	47,018.05	
14:44:07	492018	3860		693917	0		201899	-3860	Bullish	Bullish	52.41	1.41	20,831.20	14:44:07	1276193	5469		1386741	-5265	Long UW	110548	-10734	Bullish	Bullish	74.83		1.09	47,017.15	
14:45:06	492018	0		693917	0		201899	0	Bullish	Bullish	53.34	1.41	20,828.20	14:45:06	1276193	0		1386741	0		110548	0	Bullish	Bullish	74.95		1.09	47,014.25	
14:46:06	484869	-7149	Short C	693917	0		209048	7149	Bullish	Bullish	36.26	1.43	20,824.85	14:46:06	1276193	0		1380374	-6367	Long UW	104181	-6367	Bullish	Bearish	27.12		1.08	47,002.45	
14:47:11	484869	0		700145	6228		215276	6228	Bullish	Bullish	40.30	1.44	20,824.90	14:47:11	1251572	-24621	Short C	1380374	0		128802	24621	Bullish	Bearish	51.35		1.1	47,007.00	
14:48:06	484869	0		700145	0		215276	0	Bullish	Bullish	42.11	1.44	20,826.00	14:48:06	1251572	0		1380374	0		128802	0	Bullish	Bullish	50.38		1.1	47,010.70	
14:49:06	491517	6648		700145	0		208628	-6648	Bullish	Bullish	38.10	1.42	20,819.75	14:49:06	1261291	9719		1380374	0		119083	-9719	Bullish	Bearish	42.54		1.09	46,997.15	
14:50:07	491517	0		698288	-1857	Long UW	206771	-1857	Bullish	Bullish	39.27	1.42	20,824.10	14:50:07	1261291	0		1390347	9973		129056	9973	Bullish	Bearish	50.89		1.1	47,006.35	
14:51:06	491517	0		698288	0		206771	0	Bullish	Bullish	42.48	1.42	20,824.45	14:51:06	1261291	0		1390347	0		129056	0	Bullish	Bullish	64.87		1.1	46,997.65	
14:52:07	491182	-335		699022	734		207840	1069	Bullish	Bearish	37.95	1.42	20,823.35	14:52:07	1261291	0		1390347	0		129056	0	Bullish	Bearish	52.37		1.1	46,989.10	
14:53:06	491182	0		699022	0		207840	0	Bullish	Bullish	44.67	1.42	20,827.90	14:53:06	1250490	-10801	Short C	1387113	-3234	Long UW	136623	7567	Bullish	Bearish	63.93		1.11	47,012.80	
14:54:06	491182	0		699022	0		207840	0	Bullish	Bearish	43.51	1.42	20,826.15	14:54:06	1250490	0		1387113	0		136623	0	Bullish	Bullish	64.16		1.11	47,018.25	
14:55:06	490582	-600		699022	0		208440	600	Bullish	Bullish	47.53	1.42	20,828.90	14:55:06	1239544														

Nifty ATM	Nifty Spot	Nifty Pre C	Nifty Open	Nifty High	Nifty Low	India VIX	Current Expiry	Exp High	20,955.50	91.45	Not Break	Resistanc	21000	BN ATM	BN Spot	BN Pre CL	BN Open	BN High	BN Low	India VIX	Tuesday		Exp High	47,226.20	-4.35	Breakout	Resistanc	47000	
20850	20,855.10	20686.8	20,808.90	20,864.05	20,711.15	13.46	2023-12-07	Exp Low	20,662.30	48.85	Not Break	Support	20700	47000	47,012.25	46,431.40	46,895.90	47,230.55	46,653.65	13.46			Exp Low	46,565.60	88.05	Not Break	Support	47000	
Time	Call COI (Bearish ▼)	Call COI (+▲-▼)	Short Covering	Put COI (Bullish ▲)	Put COI (+▲-▼)	Long UW	NET Oi	+▲-▼	Net Oi Signal	Price Action Signal	VWAP Diff	Strike	Nifty PCR	Nifty LTP	Time	Call COI (Bearish ▼)	Call COI (+▲-▼)	Short Covering	Put COI (Bullish ▲)	Put COI (+▲-▼)	Long Unwinding	NET Oi	+▲-▼	Net Oi Signal	Price Action Signal	VWAP Diff	Strike	BN PCR	BN LTP
15:18:06	404731	0		708156	0		303425	0	Bullish	Bullish	62.49		1.75	20,858.80	15:18:06	1130799	0		1340232	0		209433	0	Bullish	Bearish	55.13		1.19	46,996.55
15:19:06	404731	0		703115	-5041	Long UW	298384	-5041	Bullish	Bullish	59.08		1.74	20,859.60	15:19:06	1130799	0		1340232	0		209433	0	Bullish	Bearish	45.85		1.19	46,993.60
15:20:06	392360	-12371	Short C	703115	0		310755	12371	Bullish	Bullish	60.37		1.79	20,863.00	15:20:06	1111386	-19413	Short C	1339216	-1016	Long UW	227830	18397	Bullish	Bullish	58.35		1.2	47,026.40
15:21:07	392360	0		703115	0		310755	0	Bullish	Bullish	60.43		1.79	20,858.75	15:21:07	1111386	0		1339216	0		227830	0	Bullish	Bearish	45.30		1.2	47,005.60
15:22:07	392360	0		703115	0		310755	0	Bullish	Bullish	59.92		1.79	20,857.65	15:22:07	1082441	-28945	Short C	1321915	-17301	Long UW	239474	11644	Bullish	Bearish	49.00		1.22	47,007.40
15:23:07	386418	-5942	Short C	692460	-10655	Long UW	306042	-4713	Bullish	Bearish	58.77		1.79	20,853.50	15:23:07	1082441	0		1321915	0		239474	0	Bullish	Bearish	55.43		1.22	46,997.15
15:24:08	386418	0		692460	0		306042	0	Bullish	Bullish	59.80		1.79	20,856.70	15:24:08	1082441	0		1321915	0		239474	0	Bullish	Bearish	42.86		1.22	46,994.10
15:25:07	386418	0		692460	0		306042	0	Bullish	Bearish	58.76		1.79	20,854.00	15:25:07	1082441	0		1321915	0		239474	0	Bullish	Bearish	42.79		1.22	46,989.75
15:26:06	382950	-3468	Short C	681471	-10989	Long UW	298521	-7521	Bullish	Bullish	62.24		1.78	20,859.60	15:26:06	1052087	-30354	Short C	1306009	-15906	Long UW	253922	14448	Bullish	Bullish	45.42		1.24	47,006.60
15:27:07	382950	0		681471	0		298521	0	Bullish	Bullish	61.52		1.78	20,858.85	15:27:07	1052087	0		1306009	0		253922	0	Bullish	Bearish	52.47		1.24	46,990.20
15:28:07	381314	-1636	Short C	681471	0		300157	1636	Bullish	Bullish	64.48		1.79	20,857.45	15:28:07	1052087	0		1306009	0		253922	0	Bullish	Bearish	48.44		1.24	46,979.40
15:29:06	381314	0		676427	-5044	Long UW	295113	-5044	Bullish	Bullish	67.03		1.77	20,859.35	15:29:06	984911	-67176	Short C	1257805	-48204	Long UW	272894	18972	Bullish	Bearish	50.69		1.28	46,975.75
15:30:07	381314	0		676427	0		295113	0	Bullish	Bearish	71.09		1.77	20,858.30	15:30:07	984911	0		1257805	0		272894	0	Bullish	Bearish	55.86		1.28	46,995.35
15:31:06	381314	0		676427	0		295113	0	Bullish	Bearish	70.25		1.77	20,855.30	15:31:06	984911	0		1257805	0		272894	0	Bullish	Bearish	35.24		1.28	46,965.50

Nifty ATM	Nifty Spot	Nifty Pre C	Nifty Open	Nifty High	Nifty Low	India VIX	Current Expiry	Exp High	20,955.50	91.45	Not Break	Resistanc	21000	BN ATM	BN Spot	BN Pre CL	BN Open	BN High	BN Low	India VIX	Tuesday	Exp High	47,226.20	-4.35	Breakout	Resistanc	47000		
20850	20,855.10	20686.8	20,808.90	20,884.05	20,711.15	13.46	2023-12-07	Exp Low	20,662.30	48.85	Not Break	Support	20700	47000	47,012.25	46,431.40	46,895.90	47,230.55	46,653.65	13.46		Exp Low	46,565.60	88.05	Not Break	Support	47000		
Time	Call COI (Bearish ▼)	Call COI (+▲-▼)	Short Covering	Put COI (Bullish ▲)	Put COI (+▲-▼)	Long UW	NET Oi	+▲-▼	Net Oi Signal	Price Action Signal	VWAP Diff	Strike	Nifty PCR	Nifty LTP	Time	Call COI (Bearish ▼)	Call COI (+▲-▼)	Short Covering	Put COI (Bullish ▲)	Put COI (+▲-▼)	Long Unwinding	NET Oi	+▲-▼	Net Oi Signal	Price Action Signal	VWAP Diff	Strike	BN PCR	BN LTP
09:15:07	149322	0	0	261648	0		112326	0	Bullish	Wait	95.60	20800	1.75	20,808.90	09:15:07	596291	0	0	458009	0		-138282	0	Bearish	Wait	575.12	46900	0.77	46,895.90
09:16:06	149322	0	0	263931	2283		114609	2283	Bullish	Wait	2.78	20750	1.77	20,733.30	09:16:06	1060073	463782	0	458866	857		-601207	-462925	Bearish	Wait	-58.60	46700	0.43	46,729.85
09:17:07	333289	183967	0	263940	9		-69349	-183958	Bearish	Wait	4.86	20750	0.79	20,744.40	09:17:07	1060073	0	0	458866	0		-601207	0	Bearish	Wait	-26.41	46700	0.43	46,698.10
09:18:06	333289	0	0	263940	0		-69349	0	Bearish	Wait	7.87	20750	0.79	20,747.10	09:18:06	1060073	0	0	458866	0		-601207	0	Bearish	Wait	41.33	46800	0.43	46,761.15
09:19:05	351096	17807	0	309134	45194		-41962	27387	Bearish	Wait	0.83	20750	0.88	20,734.30	09:19:05	1119831	59758	0	513936	55070		-605895	-4688	Bearish	Wait	86.38	46800	0.46	46,795.05
09:20:06	355739	4643	0	309134	0		-46605	-4643	Bearish	Wait	-5.93	20750	0.87	20,728.80	09:20:06	1136721	16890	0	610741	96805		-525980	79915	Bearish	Wait	36.67	46800	0.54	46,793.20
09:21:06	355739	0	0	309134	0		-46605	0	Bearish	Wait	-8.82	20750	0.87	20,725.75	09:21:06	1136721	0	0	610741	0		-525980	0	Bearish	Wait	35.69	46800	0.54	46,776.20
09:22:08	390804	35065	0	331829	22695		-58975	-12370	Bearish	Wait	-14.59	20700	0.85	20,717.55	09:22:08	1195922	59201	0	747851	137110		-448071	77909	Bearish	Wait	12.00	46700	0.63	46,743.25
09:23:06	394259	3455	0	331829	0		-62430	-3455	Bearish	Wait	-10.83	20750	0.84	20,725.30	09:23:06	1204622	8700	0	765349	17498		-439273	8798	Bearish	Wait	7.78	46800	0.64	46,758.50
09:24:08	394259	0	0	331829	0		-62430	0	Bearish	Wait	-1.55	20750	0.84	20,725.70	09:24:08	1204622	0	0	765349	0		-439273	0	Bearish	Wait	38.42	46800	0.64	46,755.85
09:25:06	421878	27619	0	354071	22242		-67807	-5377	Bearish	Wait	3.94	20750	0.84	20,732.20	09:25:06	1265760	61138	0	815233	49884		-450527	-11254	Bearish	Wait	39.19	46800	0.64	46,760.10
09:26:06	424030	2152	0	354071	0		-69959	-2152	Bearish	Wait	-0.71	20750	0.84	20,728.10	09:26:06	1274195	8435	0	845801	30568		-428394	22133	Bearish	Wait	11.93	46700	0.66	46,738.55
09:27:07	424030	0	0	354071	0		-69959	0	Bearish	Wait	3.51	20750	0.84	20,740.05	09:27:07	1274195	0	0	845801	0		-428394	0	Bearish	Wait	5.71	46800	0.66	46,761.30
09:28:09	434418	10388	0	365802	11731		-68616	1343	Bearish	Bearish	9.98	20750	0.84	20,742.45	09:28:09	1204622	-69573	Short C	904127	58326		-300495	127899	Bearish	Bearish	56.27	46800	0.75	46,798.50
09:29:10	437379	2961	0	369563	3761		-67816	800	Bearish	Wait	12.32	20750	0.84	20,749.70	09:29:10	1326160	121538	0	914532	10405		-411628	-111133	Bearish	Bullish	59.19	46800	0.69	46,808.30
09:30:07	437379	0	0	369563	0		-67816	0	Bearish	Bullish	18.27	20750	0.84	20,753.30	09:30:07	1326160	0	0	914532	0		-411628	0	Bearish	Bullish	52.10	46800	0.69	46,806.60
09:31:08	441652	4273	0	390386	20823		-51266	16550	Bearish	Bullish	13.78	20750	0.88	20,753.95	09:31:08	1343470	17310	0	977559	63027		-365911	45717	Bearish	Bullish	53.17	46800	0.73	46,769.20
09:32:07	444345	2693	0	394976	4590		-49369	1897	Bearish	Bullish	16.85	20750	0.89	20,750.85	09:32:07	1340483	-2987	Short C	985773	8214		-354710	11201	Bearish	Bearish	29.50	46800	0.74	46,786.95
09:33:08	444345	0	0	394976	0		-49369	0	Bearish	Bullish	15.57	20750	0.89	20,752.70	09:33:08	1393971	-1012	Short C	985773	0		-353698	1012	Bearish	Bearish	31.95	46800	0.74	46,791.20
09:34:07	455464	11119	0	412995	18019		-42469	6900	Bearish	Bullish	14.50	20750	0.91	20,759.45	09:34:07	1385745	46274	0	1025511	39738		-360234	-6536	Bearish	Bullish	49.74	46800	0.74	46,818.65
09:35:06	455464	0	0	412995	0		-42469	0	Bearish	Bullish	18.00	20750	0.91	20,757.45	09:35:06	1384035	-1710	Short C	1032697	7186		-351338	8896	Bearish	Bullish	53.26	46800	0.75	46,817.50
09:36:08	457064	1600	0	412995	0		-44069	-1600	Bearish	Bullish	17.28	20750	0.9	20,756.55	09:36:08	1416094	32059	0	1032697	0		-383397	-32059	Bearish	Bullish	40.17	46800	0.73	46,799.50
09:37:06	464397	7333	0	426770	13775		-37627	6442	Bearish	Bullish	16.64	20750	0.92	20,758.50	09:37:06	1414410	-1684	Short C	1057409	24712		-357001	26396	Bearish	Bullish	42.69	46800	0.75	46,814.10
09:38:06	465154	757	0	426770	0		-38384	-757	Bearish	Bullish	14.37	20750	0.92	20,756.00	09:38:06	1413621	-789	0	1073092	15683		-340529	16472	Bearish	Bullish	48.02	46800	0.76	46,807.75
09:39:06	465154	0	0	426770	0		-38384	0	Bearish	Bullish	20.58	20750	0.92	20,761.40	09:39:06	1413621	0	0	1072568	-524		-341053	-524	Bearish	Bullish	81.57	46800	0.76	46,811.70
09:40:06	472284	7130	0	437551	10781		-34733	3651	Bearish	Bullish	25.63	20750	0.93	20,765.15	09:40:06	1402058	-11563	Short C	1093229	20661		-308829	32224	Bearish	Bullish	53.48	46800	0.78	46,806.45
09:41:07	472284	0	0	437551	0		-34733	0	Bearish	Bullish	24.09	20750	0.93	20,765.95	09:41:07	1404160	2102	0	1093229	0		-310931	-2102	Bearish	Bullish	41.55	46800	0.78	46,802.50
09:42:08	472284	0	0	437551	0		-34733	0	Bearish	Bullish	28.27	20750	0.93	20,765.00	09:42:08	1404160	0	0	1093229	0		-310931	0	Bearish	Bearish	54.40	46800	0.78	46,788.10
09:43:06	466296	-5988	Short C	451693	14142		-14603	20130	Bearish	Bullish	27.77	20750	0.97	20,764.45	09:43:06	1438510	34350	0	1128148	34919		-310362	569	Bearish	Bearish	57.27	46800	0.78	46,798.50
09:44:06	466296	0	0	451693	0		-14603	0	Bearish	Bullish	28.19	20750	0.97	20,762.75	09:44:06	1445606	7096	0	1128148	0		-317458	-7096	Bearish	Bullish	65.39	46800	0.78	46,790.95
09:45:07	462793	-3503	Short C	451693	0		-11100	3503	Bearish	Bullish	31.91	20800	0.98	20,775.35	09:45:07	1466876	21270	0	1128148	0		-338728	-21270	Bearish	Bullish	53.61	46800	0.77	46,801.80
09:46:06	462793	0	0	473472	21779		10679	21779	Bullish	Bullish	43.67	20800	1.02	20,781.10	09:46:06	1466876	0	0	1154809	26661		-312067	26661	Bearish	Bullish	58.35	46800	0.79	46,804.95
09:47:06	462793	0	0	473472	0		10679	0	Bullish	Bullish	55.74	20800	1.02	20,785.35	09:47:06	1466876	0	0	1154809	0		-312067	0	Bearish	Bullish	85.53	46800	0.79	46,821.70
09:48:06	462793	0	0	473472	0		10679	0	Bullish	Bullish	52.92	20800	1.02	20,787.60	09:48:06	1466876	0	0	1154809	0		-312067	0	Bearish	Bullish	75.44	46800	0.79	46,824.50
09:49:07	441174	-21619	Short C	498836	25364		57662	46983	Bullish	Bullish	58.17	20800	1.13	20,790.60	09:49:07	1415881	-50995	Short C	1169460	14651		-246421	65646	Bearish	Bullish	125.97	46900	0.83	46,882.65
09:50:07	441174	0	0	498836	0		57662	0	Bullish	Bullish	59.60	20800	1.13	20,791.05	09:50:07	1415881	0	0	1169460	0		-246421	0	Bearish	Bullish	170.30	46900	0.83	46,896.85
09:51:06	441174	0	0	498836	0		57662	0	Bullish	Bullish	53.54	20800	1.13	20,791.35	09:51:06	1415881	0	0	1169460	0		-246421	0	Bearish					

Nifty ATM	Nifty Spot	Nifty Pre C	Nifty Open	Nifty High	Nifty Low	India VIX	Current Expiry	Exp High	20,955.50	91.45	Not Break	Resistanc	21000	BN ATM	BN Spot	BN Pre CL	BN Open	BN High	BN Low	India VIX	Tuesday	Exp High	47,226.20	-4.35	Breakout	Resistanc	47000		
20850	20,855.10	20686.8	20,808.90	20,884.05	20,711.15	13.46	2023-12-07	Exp Low	20,662.30	48.85	Not Break	Support	20700	47000	47,012.25	46,431.40	46,895.90	47,230.55	46,653.65	13.46		Exp Low	46,565.60	88.05	Not Break	Support	47000		
Time	Call COI (Bearish ▼)	Call COI (+▲-▼)	Short Covering	Put COI (Bullish ▲)	Put COI (+▲-▼)	Long UW	NET Oi	+▲-▼	Net Oi Signal	Price Action Signal	VWAP Diff	Strike	Nifty PCR	Nifty LTP	Time	Call COI (Bearish ▼)	Call COI (+▲-▼)	Short Covering	Put COI (Bullish ▲)	Put COI (+▲-▼)	Long Unwinding	NET Oi	+▲-▼	Net Oi Signal	Price Action Signal	VWAP Diff	Strike	BN PCR	BN LTP
10:12:06	464100	0		550016	0		85916	0	Bullish	Bullish	48.12	20800	1.19	20,796.20	10:12:06	1293581	0		1287313	0		-6268	0	Bearish	Bearish	182.35	47000	1	46,950.90
10:13:05	456656	-7444	Short C	570602	20586		113946	28030	Bullish	Bullish	48.76	20800	1.25	20,804.75	10:13:05	1273859	-19722	Short C	1304711	17398		30852	37120	Bullish	Bullish	181.70	47000	1.02	46,993.75
10:14:06	456656	0		570602	0		113946	0	Bullish	Bullish	39.30	20800	1.25	20,800.30	10:14:06	1273859	0		1304711	0		30852	0	Bullish	Bullish	193.21	47000	1.02	47,006.75
10:15:07	456656	0		570602	0		113946	0	Bullish	Bullish	45.73	20800	1.25	20,806.90	10:15:07	1247985	-25874	Short C	1304711	0		56726	25874	Bullish	Bullish	199.62	47000	1.05	47,026.80
10:16:06	463412	6756		576933	6331		113521	-425	Bullish	Bullish	48.22	20800	1.24	20,807.85	10:16:06	1247985	0		1290474	-14237	Long UW	42489	-14237	Bullish	Bullish	232.93	47000	1.03	47,042.40
10:17:06	463412	0		576933	0		113521	0	Bullish	Bullish	49.01	20800	1.24	20,807.85	10:17:06	1247985	0		1290474	0		42489	0	Bullish	Bullish	250.60	47000	1.03	47,042.40
10:18:06	463412	0		576933	0		113521	0	Bullish	Bullish	51.63	20800	1.24	20,815.10	10:18:06	1247985	0		1290474	0		42489	0	Bullish	Bullish	261.41	47100	1.03	47,067.15
10:19:07	462907	-505		585010	8077		122103	8582	Bullish	Bullish	50.91	20800	1.26	20,818.35	10:19:07	1175305	-72680	Short C	1260208	-30266	Long UW	84903	42414	Bullish	Bullish	266.53	47100	1.07	47,082.05
10:20:06	462907	0		585010	0		122103	0	Bullish	Bullish	55.02	20800	1.26	20,820.20	10:20:06	1175305	0		1260208	0		84903	0	Bullish	Bullish	312.96	47100	1.07	47,119.70
10:21:08	462907	0		585010	0		122103	0	Bullish	Bullish	65.72	20850	1.26	20,827.40	10:21:08	1175305	0		1260208	0		84903	0	Bullish	Bullish	337.40	47200	1.07	47,152.70
10:22:06	411946	-50961	Short C	592179	7169		180233	58130	Bullish	Bullish	73.72	20850	1.44	20,832.15	10:22:06	1064735	-110570	Short C	1221478	-38730	Long UW	156743	71840	Bullish	Bullish	381.47	47200	1.15	47,193.15
10:23:08	411946	0		592179	0		180233	0	Bullish	Bullish	62.30	20800	1.44	20,824.15	10:23:08	1064735	0		1221478	0		156743	0	Bullish	Bullish	281.46	47100	1.15	47,148.70
10:24:06	411946	0		592179	0		180233	0	Bullish	Bullish	64.18	20800	1.44	20,819.45	10:24:06	1064735	0		1221478	0		156743	0	Bullish	Bullish	277.61	47100	1.15	47,132.35
10:25:06	389750	-22196	Short C	593978	1799		204228	23995	Bullish	Bullish	59.71	20800	1.52	20,819.05	10:25:06	1026784	-37951	Short C	1225778	4300		198994	42251	Bullish	Bullish	271.54	47100	1.19	47,145.65
10:26:07	389750	0		593978	0		204228	0	Bullish	Bullish	59.67	20800	1.52	20,819.80	10:26:07	1026784	0		1225778	0		198994	0	Bullish	Bullish	282.46	47200	1.19	47,157.55
10:27:06	389750	0		596527	2549		206777	2549	Bullish	Bullish	63.66	20850	1.53	20,828.00	10:27:06	1026784	0		1225778	0		198994	0	Bullish	Bullish	285.00	47200	1.19	47,154.20
10:28:06	387881	-1869	Short C	596527	0		208646	1869	Bullish	Bullish	66.27	20850	1.54	20,825.55	10:28:06	1004047	-22737	Short C	1242975	17197		238928	39934	Bullish	Bullish	272.25	47100	1.24	47,149.50
10:29:06	387881	0		596527	0		208646	0	Bullish	Bullish	67.85	20850	1.54	20,829.25	10:29:06	1004047	0		1242975	0		238928	0	Bullish	Bullish	277.31	47200	1.24	47,168.00
10:30:06	387881	0		596527	0		208646	0	Bullish	Bullish	66.90	20850	1.54	20,825.55	10:30:06	1004047	0		1242975	0		238928	0	Bullish	Bullish	273.90	47200	1.24	47,154.75
10:31:06	391160	3279		597525	998		206365	-2281	Bullish	Bullish	64.87	20800	1.53	20,823.25	10:31:06	1009798	5751		1273429	30454		263631	24703	Bullish	Bullish	262.30	47100	1.26	47,133.90
10:32:07	391160	0		597525	0		206365	0	Bullish	Bullish	55.84	20850	1.53	20,826.05	10:32:07	1009798	0		1273429	0		263631	0	Bullish	Bullish	229.88	47100	1.26	47,138.20
10:33:06	391160	0		597525	0		206365	0	Bullish	Bullish	47.84	20800	1.53	20,823.05	10:33:06	1009798	0		1273429	0		263631	0	Bullish	Bearish	153.84	47100	1.26	47,103.30
10:34:06	395550	4390		602202	4677		206652	287	Bullish	Bearish	54.18	20800	1.52	20,819.35	10:34:06	1011256	1458		1275282	1853		264026	395	Bullish	Bearish	198.44	47100	1.26	47,123.90
10:35:07	395550	0		602202	0		206652	0	Bullish	Bearish	49.59	20800	1.52	20,816.85	10:35:07	1011256	0		1275282	0		264026	0	Bullish	Bearish	196.80	47100	1.26	47,118.35
10:36:07	395550	0		602202	0		206652	0	Bullish	Bearish	46.88	20800	1.52	20,816.60	10:36:07	1011256	0		1275282	0		264026	0	Bullish	Bearish	188.27	47100	1.26	47,102.85
10:37:07	402877	7327		599671	-2531	Long UW	196794	-9858	Bullish	Bearish	41.18	20800	1.49	20,811.75	10:37:07	1016558	5302		1285050	9768		268492	4466	Bullish	Bearish	141.46	47100	1.26	47,056.90
10:38:06	402877	0		599671	0		196794	0	Bullish	Bearish	33.69	20800	1.49	20,806.80	10:38:06	1016558	0		1285050	0		268492	0	Bullish	Bearish	93.18	47000	1.26	47,009.10
10:39:10	402877	0		599671	0		196794	0	Bullish	Bullish	36.49	20800	1.49	20,824.75	10:39:10	1016558	0		1285050	0		268492	0	Bullish	Bearish	70.84	47100	1.26	47,093.65
10:40:07	403320	443		594535	-5136	Long UW	191215	-5579	Bullish	Bearish	39.85	20850	1.47	20,825.55	10:40:07	1014471	-2087	Short C	1247011	-38039	Long UW	232540	-35952	Bullish	Bearish	108.07	47100	1.23	47,119.15
10:41:06	403320	0		594535	0		191215	0	Bullish	Bullish	54.66	20850	1.47	20,837.80	10:41:06	1014471	0		1247011	0		232540	0	Bullish	Bullish	178.16	47200	1.23	47,159.70
10:42:06	403320	0		594535	0		191215	0	Bullish	Bullish	56.89	20850	1.47	20,841.95	10:42:06	1014471	0		1247011	0		232540	0	Bullish	Bullish	209.52	47200	1.23	47,202.95
10:43:06	410825	7505		592884	-1651	Long UW	182059	-9156	Bullish	Bullish	57.79	20850	1.44	20,846.10	10:43:06	1015966	1495		1266792	19781		250826	18286	Bullish	Bullish	205.06	47200	1.25	47,221.30
10:44:06	410825	0		592884	0		182059	0	Bullish	Bullish	52.67	20850	1.44	20,836.45	10:44:06	1015966	0		1266792	0		250826	0	Bullish	Bullish	190.12	47200	1.25	47,172.25
10:45:06	410825	0		592884	0		182059	0	Bullish	Bullish	51.51	20850	1.44	20,835.65	10:45:06	1015966	0		1266792	0		250826	0	Bullish	Bullish	161.71	47100	1.25	47,145.85
10:46:05	414198	3373		594050	1166		179852	-2207	Bullish	Bullish	52.70	20850	1.43	20,834.95	10:46:05	1004930	-11036	Short C	1284946	18154		280016	29190	Bullish	Bullish	164.69	47100	1.28	47,142.80
10:47:07	414198	0		594050	0		179852	0	Bullish	Bullish	51.28	20850	1.43	20,839.25	10:47:07	1004930	0		1284946	0		280016	0	Bullish	Bullish	157.88	47100	1.28	47,140.30
10:48:07	414198	0		594050	0		179852	0	Bullish	Bullish	50.16	20850	1.43	20,837.70	10:48:07	1004930	0		1284946	0		280016	0	Bullish	Bullish	149.94	47100	1.28	47,140.95
10:49:06	419597	5399		600820	6770		181223	1371	Bullish	Bullish	54.59																		

Nifty ATM	Nifty Spot	Nifty Pre CL	Nifty Open	Nifty High	Nifty Low	India VIX	Current Expiry	Exp High	20,955.50	91.45	Not Break	Resistanc	21000	BN ATM	BN Spot	BN Pre CL	BN Open	BN High	BN Low	India VIX	Tuesday	Exp High	47,226.20	-4.35	Breakout	Resistanc	47000		
20850	20,855.10	20686.8	20,808.90	20,864.05	20,711.15	13.46	2023-12-07	Exp Low	20,662.30	48.85	Not Break	Support	20700	47000	47,012.25	46,431.40	46,895.90	47,230.55	46,653.65	13.46	Observer	Exp Low	46,565.60	88.05	Not Break	Support	47000		
Time	Call COI (Bearish ▼)	Call COI (+▲-▼)	Short Covering	Put COI (Bullish ▲)	Put COI (+▲-▼)	Long UW	NET Oi	+▲-▼	Net Oi Signal	Price Action Signal	VWAP Diff	Strike	Nifty PCR	Nifty LTP	Time	Call COI (Bearish ▼)	Call COI (+▲-▼)	Short Covering	Put COI (Bullish ▲)	Put COI (+▲-▼)	Long Unwinding	NET Oi	+▲-▼	Net Oi Signal	Price Action Signal	VWAP Diff	Strike	BN PCR	BN LTP
11:14:07	403177	0	0	632413	0	0	229236	0	Bullish	Bearish	40.20	20800	1.57	20,823.35	11:14:07	1045524	-3018	Short C	1330689	0	0	285165	3018	Bullish	Bearish	49.95	47000	1.27	47,018.65
11:15:06	403177	0	0	632413	0	0	229236	0	Bullish	Bearish	46.67	20800	1.57	20,820.75	11:15:06	1045524	0	0	1330689	0	0	285165	0	Bullish	Bearish	74.40	47000	1.27	47,017.80
11:16:06	407177	4000	0	638413	6000	0	231236	2000	Bullish	Bearish	38.70	20800	1.57	20,822.70	11:16:06	1063859	18335	0	1338801	8112	0	274942	-10223	Bullish	Bearish	26.53	47000	1.26	47,022.75
11:17:06	407177	0	0	638413	0	0	231236	0	Bullish	Bearish	37.49	20800	1.57	20,814.45	11:17:06	1063859	0	0	1336996	-1805	Long UW	273137	-1805	Bullish	Bearish	16.08	47000	1.26	46,995.00
11:18:07	407177	0	0	638413	0	0	231236	0	Bullish	Bearish	30.12	20800	1.57	20,810.05	11:18:07	1063859	0	0	1336996	0	0	273137	0	Bullish	Bearish	-26.17	47000	1.26	46,960.20
11:19:07	406888	-289	0	637661	-752	0	230773	-463	Bullish	Bearish	26.77	20800	1.57	20,810.60	11:19:07	1070247	6388	0	1310168	-26828	Long UW	239921	-33216	Bullish	Bearish	-46.19	47000	1.22	46,964.35
11:20:06	406888	0	0	637661	0	0	230773	0	Bullish	Bearish	6.23	20800	1.57	20,791.10	11:20:06	1070247	0	0	1310168	0	0	239921	0	Bullish	Bearish	-105.09	46900	1.22	46,874.15
11:21:07	406888	0	0	637661	0	0	230773	0	Bullish	Bearish	-4.04	20800	1.57	20,784.80	11:21:07	1070247	0	0	1310168	0	0	239921	0	Bullish	Bearish	-179.71	46900	1.22	46,850.15
11:22:07	396033	-10855	Short C	624531	-13130	Long UW	228498	-2275	Bullish	Bearish	1.93	20800	1.58	20,798.00	11:22:07	1070247	0	0	1185633	-124535	Long UW	115386	-124535	Bullish	Bearish	-132.33	46900	1.11	46,915.70
11:23:06	396033	0	0	624531	0	0	228498	0	Bullish	Bearish	8.64	20800	1.58	20,802.95	11:23:06	1120645	50398	0	1185633	0	0	64988	-50398	Bullish	Bearish	-76.08	46900	1.06	46,941.65
11:24:07	396033	0	0	624531	0	0	228498	0	Bullish	Bearish	9.83	20800	1.58	20,800.25	11:24:07	1120645	0	0	1185633	0	0	64988	0	Bullish	Bearish	-43.87	46900	1.06	46,942.30
11:25:07	412999	16966	0	622041	-2490	Long UW	209042	-19456	Bullish	Bearish	2.51	20800	1.51	20,796.40	11:25:07	1134855	14210	0	1214098	28465	0	79243	14255	Bullish	Bearish	-57.05	46900	1.07	46,935.95
11:26:07	412999	0	0	622041	0	0	209042	0	Bullish	Bearish	5.03	20800	1.51	20,797.65	11:26:07	1134855	0	0	1214098	0	0	79243	0	Bullish	Bearish	-67.13	46900	1.07	46,939.95
11:27:07	412999	0	0	622041	0	0	209042	0	Bullish	Bearish	6.96	20800	1.51	20,790.00	11:27:07	1134855	0	0	1214098	0	0	79243	0	Bullish	Bearish	-44.17	46900	1.07	46,900.05
11:28:06	414479	1480	0	612976	-9065	Long UW	198497	-10545	Bullish	Bearish	1.40	20800	1.48	20,793.80	11:28:06	1157504	22649	0	1238665	24567	0	81161	1918	Bullish	Bearish	-85.90	46900	1.07	46,918.85
11:29:06	414479	0	0	612976	0	0	198497	0	Bullish	Bearish	5.03	20800	1.48	20,794.45	11:29:06	1157504	0	0	1238665	0	0	81161	0	Bullish	Bearish	-38.87	46900	1.07	46,919.30
11:30:07	414479	0	0	612976	0	0	198497	0	Bullish	Bearish	8.45	20800	1.48	20,795.90	11:30:07	1157504	0	0	1238665	0	0	81161	0	Bullish	Bearish	-61.63	46900	1.07	46,925.80
11:31:06	420068	5589	0	616575	3599	0	196507	-1990	Bullish	Bearish	11.56	20800	1.47	20,793.70	11:31:06	1170874	13370	0	1238665	0	0	67791	-13370	Bullish	Bearish	-59.85	46900	1.06	46,915.65
11:32:07	420068	0	0	616575	0	0	196507	0	Bullish	Bearish	0.15	20800	1.47	20,791.20	11:32:07	1170874	0	0	1253435	14770	0	82561	14770	Bullish	Bearish	-77.17	46900	1.07	46,902.65
11:33:07	420068	0	0	616575	0	0	196507	0	Bullish	Bearish	-10.67	20800	1.47	20,780.55	11:33:07	1170874	0	0	1253435	0	0	82561	0	Bullish	Bearish	-142.27	46900	1.07	46,872.20
11:34:08	428534	8466	0	621008	4433	0	192474	-4033	Bullish	Bearish	-10.67	20750	1.45	20,771.90	11:34:08	1170874	0	0	1244920	-8515	Long UW	74046	-8515	Bullish	Bullish	-142.27	46900	1.06	46,850.15
11:35:06	428534	0	0	621008	0	0	192474	0	Bullish	Bearish	-32.81	20750	1.45	20,761.30	11:35:06	1189459	18585	0	1244920	0	0	55461	-18585	Bullish	Bearish	-177.94	46800	1.05	46,843.85
11:36:07	428534	0	0	621008	0	0	192474	0	Bullish	Bearish	-32.81	20750	1.45	20,759.50	11:36:07	1189459	0	0	1244920	0	0	55461	0	Bullish	Bearish	-184.23	46800	1.05	46,821.00
11:37:07	438804	10270	0	605758	-15250	Long UW	166954	-25520	Bullish	Bearish	-34.35	20750	1.38	20,758.65	11:37:07	1189459	0	0	1241512	-3408	Long UW	52053	-3408	Bullish	Bearish	-209.50	46800	1.04	46,799.30
11:38:06	438804	0	0	605758	0	0	166954	0	Bullish	Bearish	-34.08	20750	1.38	20,748.70	11:38:06	1218828	29369	0	1241512	0	0	22684	-29369	Bullish	Bearish	-209.50	46800	1.02	46,758.35
11:39:08	438804	0	0	605758	0	0	166954	0	Bullish	Bearish	-34.08	20750	1.38	20,756.65	11:39:08	1218828	0	0	1241512	0	0	22684	0	Bullish	Bearish	-203.50	46800	1.02	46,794.30
11:40:06	447262	8458	0	592556	-13202	Long UW	145294	-21660	Bullish	Bearish	-32.34	20750	1.32	20,750.45	11:40:06	1246817	27989	0	1238327	-3185	Long UW	-8490	-31174	Bearish	Bearish	-203.65	46800	0.99	46,762.25
11:41:06	447262	0	0	592556	0	0	145294	0	Bullish	Bearish	-32.34	20750	1.32	20,756.05	11:41:06	1246817	0	0	1239951	1624	0	-6866	1624	Bearish	Bearish	-203.65	46800	0.99	46,780.80
11:42:07	447262	0	0	592556	0	0	145294	0	Bullish	Bearish	-32.34	20750	1.32	20,759.10	11:42:07	1246817	0	0	1239951	0	0	-6866	0	Bearish	Bearish	-203.65	46800	0.99	46,792.45
11:43:06	455960	8698	0	590534	-2022	Long UW	134574	-10720	Bullish	Bearish	-29.45	20750	1.3	20,758.95	11:43:06	1269868	23051	0	1235889	-4062	Long UW	-33979	-27113	Bearish	Bearish	-194.13	46800	0.97	46,811.70
11:44:09	455960	0	0	590534	0	0	134574	0	Bullish	Bearish	-34.89	20750	1.3	20,743.25	11:44:09	1269868	0	0	1235889	0	0	-33979	0	Bearish	Bearish	-163.28	46800	0.97	46,766.60
11:45:06	463464	7504	0	590534	0	0	127070	-7504	Bullish	Bearish	-11.74	20750	1.27	20,751.50	11:45:06	1269868	0	0	1235889	0	0	-33979	0	Bearish	Bearish	-115.24	46800	0.97	46,776.35
11:46:07	463464	0	0	588033	-2501	Long UW	124569	-2501	Bullish	Bearish	-37.14	20750	1.27	20,744.50	11:46:07	1285537	15669	0	1240667	4778	0	-44870	-10891	Bearish	Bearish	-203.23	46800	0.97	46,770.10
11:47:07	463464	0	0	588033	0	0	124569	0	Bullish	Bearish	-36.98	20750	1.27	20,746.25	11:47:07	1285537	0	0	1240667	0	0	-44870	0	Bearish	Bearish	-215.99	46800	0.97	46,776.30
11:48:06	463464	0	0	588033	0	0	124569	0	Bullish	Bearish	-30.32	20750	1.27	20,753.30	11:48:06	1285537	0	0	1240667	0	0	-44870	0	Bearish	Bearish	-206.91	46800	0.97	46,788.70
11:49:07	468769	5305	0	583808	-4225	Long UW	115039	-9530	Bullish	Bearish	-38.04	20750	1.25	20,748.65	11:49:07	1285537	0	0	1262156	21489	0	-23381	21489	Bearish	Bearish	-183.26	46800	0.98	46,784.95
11:50:07	468769	0	0	583808	0	0	115039	0	Bullish	Bearish	-37.14	20750	1.25	20,748.40	11:50:07	1302491													

Nifty ATM	Nifty Spot	Nifty Pre CL	Nifty Open	Nifty High	Nifty Low	India VIX	Current Expiry	Exp High	20,955.50	91.45	Not Break	Resistanc	21000	BN ATM	BN Spot	BN Pre CL	BN Open	BN High	BN Low	India VIX	Tuesday	Exp High	47,226.20	-4.35	Breakout	Resistanc	47000		
20850	20,855.10	20686.8	20,808.90	20,864.05	20,711.15	13.46	2023-12-07	Exp Low	20,662.30	48.85	Not Break	Support	20700	47000	47,012.25	46,431.40	46,895.90	47,230.55	46,653.65	13.46		Exp Low	46,565.60	88.05	Not Break	Support	47000		
Time	Call COI (Bearish ▼)	Call COI (+▲-▼)	Short Covering	Put COI (Bullish ▲)	Put COI (+▲-▼)	Long UW	NET Oi	+▲-▼	Net Oi Signal	Price Action Signal	VWAP Diff	Strike	Nifty PCR	Nifty LTP	Time	Call COI (Bearish ▼)	Call COI (+▲-▼)	Short Covering	Put COI (Bullish ▲)	Put COI (+▲-▼)	Long Unwinding	NET Oi	+▲-▼	Net Oi Signal	Price Action Signal	VWAP Diff	Strike	BN PCR	BN LTP
12:16:06	492390	-2733	Short C	574743	4621		82353	7354	Bullish	Bullish	6.91	20750	1.17	20,773.00	12:16:06	1322104	4314		1258743	1625		-63361	-2689	Bearish	Bearish	-96.55	46900	0.95	46,862.25
12:17:06	492390	0		574743	0		82353	0	Bullish	Bearish	3.75	20750	1.17	20,771.50	12:17:06	1322104	0		1258743	0		-63361	0	Bearish	Bearish	-101.12	46900	0.95	46,869.70
12:18:06	492390	0		574743	0		82353	0	Bullish	Bullish	3.54	20800	1.17	20,780.50	12:18:06	1322104	0		1258743	0		-63361	0	Bearish	Bearish	-85.15	46900	0.95	46,883.45
12:19:07	491926	-464		579498	4755		87572	5219	Bullish	Bullish	13.29	20800	1.18	20,780.80	12:19:07	1327549	5445		1261974	3231		-65575	-2214	Bearish	Bearish	-76.93	46900	0.95	46,891.45
12:20:06	491926	0		579498	0		87572	0	Bullish	Bullish	12.03	20800	1.18	20,776.20	12:20:06	1327549	0		1261974	0		-65575	0	Bearish	Bearish	-58.80	46900	0.95	46,892.75
12:21:07	491926	0		579498	0		87572	0	Bullish	Bullish	6.99	20800	1.18	20,775.95	12:21:07	1327549	0		1261974	0		-65575	0	Bearish	Bearish	-78.08	46900	0.95	46,891.60
12:22:07	494683	2757		587912	8414		93229	5657	Bullish	Bullish	5.51	20750	1.19	20,771.00	12:22:07	1327549	0		1261974	0		-65575	0	Bearish	Bearish	-67.98	46900	0.95	46,882.80
12:23:06	494683	0		587912	0		93229	0	Bullish	Bullish	12.59	20800	1.19	20,777.80	12:23:06	1328122	573		1270794	8820		-57328	8247	Bearish	Bullish	-53.20	46900	0.96	46,886.95
12:24:06	494683	0		587912	0		93229	0	Bullish	Bullish	10.66	20800	1.19	20,778.80	12:24:06	1328122	0		1270794	0		-57328	0	Bearish	Bullish	-65.54	46900	0.96	46,884.75
12:25:08	493664	-1019	Short C	592757	4845		99093	5864	Bullish	Bullish	12.65	20800	1.2	20,776.80	12:25:08	1328122	0		1270889	95		-57233	95	Bearish	Bullish	-63.48	46900	0.96	46,867.35
12:26:07	493664	0		592757	0		99093	0	Bullish	Bullish	8.93	20800	1.2	20,778.15	12:26:07	1333586	5464		1270889	0		-62697	-5464	Bearish	Bullish	-78.52	46900	0.95	46,879.50
12:27:07	493664	0		592757	0		99093	0	Bullish	Bullish	11.62	20800	1.2	20,778.30	12:27:07	1333586	0		1270889	0		-62697	0	Bearish	Bearish	-87.50	46900	0.95	46,873.85
12:28:06	496875	3211		596641	3884		99766	673	Bullish	Bullish	14.14	20800	1.2	20,780.55	12:28:06	1333586	0		1275083	4194		-58503	4194	Bearish	Bullish	-71.68	46900	0.96	46,890.40
12:29:06	496875	0		596641	0		99766	0	Bullish	Bullish	11.88	20800	1.2	20,780.35	12:29:06	1339217	5631		1275083	0		-64134	-5631	Bearish	Bullish	-62.99	46900	0.95	46,902.85
12:30:06	496875	0		596641	0		99766	0	Bullish	Bullish	20.11	20800	1.2	20,783.90	12:30:06	1339217	0		1275083	0		-64134	0	Bearish	Bullish	-48.04	46900	0.95	46,913.10
12:31:06	497373	498		598556	1915		101183	1417	Bullish	Bearish	10.83	20800	1.2	20,780.45	12:31:06	1341707	2490		1274945	-138		-66762	-2628	Bearish	Bullish	-72.65	46900	0.95	46,885.70
12:32:07	497373	0		598556	0		101183	0	Bullish	Bearish	11.90	20800	1.2	20,780.75	12:32:07	1341707	0		1274945	0		-66762	0	Bearish	Bearish	-72.96	46900	0.95	46,887.20
12:33:06	497373	0		598556	0		101183	0	Bullish	Bullish	13.43	20800	1.2	20,782.70	12:33:06	1341707	0		1274945	0		-66762	0	Bearish	Bearish	-86.64	46900	0.95	46,883.50
12:34:06	499760	2387		601663	3107		101903	720	Bullish	Bullish	14.25	20800	1.2	20,781.25	12:34:06	1345285	3578		1274945	0		-70340	-3578	Bearish	Bullish	-76.30	46900	0.95	46,895.20
12:35:06	499760	0		601663	0		101903	0	Bullish	Bullish	13.11	20800	1.2	20,784.15	12:35:06	1353934	8649		1273432	-1513	Long UW	-80502	-10162	Bearish	Bullish	-78.09	46900	0.94	46,890.10
12:36:06	499760	0		601663	0		101903	0	Bullish	Bullish	12.80	20800	1.2	20,782.60	12:36:06	1353934	0		1273432	0		-80502	0	Bearish	Bullish	-64.19	46900	0.94	46,892.95
12:37:06	501682	1922		601840	177		100158	-1745	Bullish	Bearish	11.59	20800	1.2	20,778.05	12:37:06	1361306	7372		1273432	0		-87874	-7372	Bearish	Bullish	-76.03	46900	0.94	46,887.15
12:38:07	501682	0		601840	0		100158	0	Bullish	Bullish	9.47	20800	1.2	20,780.85	12:38:07	1361306	0		1282050	8618		-79256	8618	Bearish	Bullish	-84.55	46900	0.94	46,900.10
12:39:05	501682	0		601840	0		100158	0	Bullish	Bullish	6.56	20800	1.2	20,780.65	12:39:05	1361306	0		1282050	0		-79256	0	Bearish	Bullish	-84.54	46900	0.94	46,881.70
12:40:06	491827	-9855	Short C	604170	2330		112343	12185	Bullish	Bullish	6.35	20800	1.23	20,785.45	12:40:06	1359614	-1692	Short C	1285369	3319		-74245	5011	Bearish	Bullish	-103.88	46900	0.95	46,877.80
12:41:06	491827	0		604170	0		112343	0	Bullish	Bullish	19.51	20800	1.23	20,792.15	12:41:06	1359614	0		1285369	0		-74245	0	Bearish	Bullish	-71.04	46900	0.95	46,910.15
12:42:06	491827	0		604170	0		112343	0	Bullish	Bullish	19.52	20800	1.23	20,788.00	12:42:06	1359614	0		1285369	0		-74245	0	Bearish	Bearish	-76.33	46900	0.95	46,891.35
12:43:06	491829	2		604170	0		112341	-2	Bullish	Bearish	9.00	20800	1.23	20,782.65	12:43:06	1361651	2037		1291033	5664		-70618	3627	Bearish	Bearish	-93.09	46900	0.95	46,880.65
12:44:06	491829	0		606609	2439		114780	2439	Bullish	Bullish	6.59	20800	1.23	20,780.85	12:44:06	1361651	0		1291033	0		-70618	0	Bearish	Bearish	-88.46	46900	0.95	46,879.35
12:45:07	491829	0		606609	0		114780	0	Bullish	Bearish	11.07	20800	1.23	20,777.15	12:45:07	1361651	0		1291033	0		-70618	0	Bearish	Bearish	-73.63	46900	0.95	46,885.70
12:46:08	490509	-1320	Short C	607125	516		116616	1836	Bullish	Bearish	4.51	20800	1.24	20,779.45	12:46:08	1361651	0		1302076	11043		-59575	11043	Bearish	Bullish	-87.67	46900	0.96	46,884.70
12:47:06	490509	0		607125	0		116616	0	Bullish	Bearish	3.06	20800	1.24	20,779.20	12:47:06	1368638	6987		1302076	0		-66562	-6987	Bearish	Bearish	-98.71	46900	0.95	46,889.30
12:48:07	490509	0		607125	0		116616	0	Bullish	Bearish	10.29	20800	1.24	20,783.25	12:48:07	1368638	0		1302076	0		-66562	0	Bearish	Bullish	-70.37	46900	0.95	46,898.50
12:49:06	488278	-2231	Short C	609188	2063		120910	4294	Bullish	Bullish	11.23	20800	1.25	20,788.25	12:49:06	1372266	3628		1303650	1574		-68616	-2054	Bearish	Bullish	-63.41	46900	0.95	46,906.25
12:50:06	488278	0		609188	0		120910	0	Bullish	Bullish	17.31	20800	1.25	20,796.50	12:50:06	1372266	0		1303650	0		-68616	0	Bearish	Bullish	-65.13	46900	0.95	46,912.05
12:51:06	488278	0		609188	0		120910	0	Bullish	Bullish	26.23	20800	1.25	20,804.00	12:51:06	1372266	0		1303650	0		-68616	0	Bearish	Bullish	12.98	47000	0.95	46,979.70
12:52:06	481642	-6636	Short C	612941	3753		131299	10389	Bullish	Bullish	26.23	20800	1.27	20,803.40	12:52:06	1334115	-38151	Short C	1303650	0		-30465	38151	Bearish	Bullish	-4.82	46900	0.98	46,942.50
12:53:06	481642	0		612941	0		131299	0	Bullish	Bullish	26.94	20800	1.27	20,803.20	12:53:06	1334115	0		1269765	-33885	Long UW	-64350	-33885	Bearish	Bullish				

Nifty ATM	Nifty Spot	Nifty Pre CL	Nifty Open	Nifty High	Nifty Low	India VIX	Current Expiry	Exp High	20,955.50	91.45	Not Break	Resistanc	21000	BN ATM	BN Spot	BN Pre CL	BN Open	BN High	BN Low	India VIX	Tuesday	Exp High	47,226.20	-4.35	Breakout	Resistanc	47000		
20850	20,855.10	20686.8	20,808.90	20,864.05	20,711.15	13.46	2023-12-07	Exp Low	20,662.30	48.85	Not Break	Support	20700	47000	47,012.25	46,431.40	46,895.90	47,230.55	46,653.65	13.46		Exp Low	46,565.60	88.05	Not Break	Support	47000		
Time	Call COI (Bearish ▼)	Call COI (+▲-▼)	Short Covering	Put COI (Bullish ▲)	Put COI (+▲-▼)	Long UW	NET Oi	+▲-▼	Net Oi Signal	Price Action Signal	VWAP Diff	Strike	Nifty PCR	Nifty LTP	Time	Call COI (Bearish ▼)	Call COI (+▲-▼)	Short Covering	Put COI (Bullish ▲)	Put COI (+▲-▼)	Long Unwinding	NET Oi	+▲-▼	Net Oi Signal	Price Action Signal	VWAP Diff	Strike	BN PCR	BN LTP
13:18:06	474489	0	0	641627	0		167138	0	Bullish	Bullish	28.56	20800	1.35	20,803.55	13:18:06	1301076	0	0	1320717	0		9951	0	Bullish	Bullish	70.09	47000	1.01	47,000.45
13:19:06	474489	0	0	641437	-190		166948	-190	Bullish	Bearish	21.74	20800	1.35	20,798.55	13:19:06	1304009	-6757	Short C	1321375	658		17366	7415	Bullish	Bullish	70.09	47000	1.01	46,991.65
13:19:36	474489	0	0	641437	0		166948	0	Bullish	Bearish	21.74	20800	1.35	20,798.55	13:19:36	1304009	0	0	1321375	0		17366	0	Bullish	Bullish	70.09	47000	1.01	46,991.65
13:19:52	478435	3946	0	641437	0		163002	-3946	Bullish	Bearish	20.02	20800	1.34	20,800.10	13:19:52	1304009	0	0	1321375	0		17366	0	Bullish	Bullish	54.91	47000	1.01	46,996.05
13:20:22	478435	0	0	641437	0		163002	0	Bullish	Bearish	20.02	20800	1.34	20,800.10	13:20:22	1304009	0	0	1321375	0		17366	0	Bullish	Bullish	54.91	47000	1.01	46,996.05
13:20:51	478435	0	0	641437	0		163002	0	Bullish	Bearish	20.02	20800	1.34	20,800.40	13:20:51	1304009	0	0	1321375	0		17366	0	Bullish	Bullish	47.57	47000	1.01	46,994.05
13:21:35	478435	0	0	641437	0		163002	0	Bullish	Bullish	20.85	20800	1.34	20,800.40	13:21:35	1304009	0	0	1321375	0		17366	0	Bullish	Bullish	47.57	47000	1.01	46,994.05
13:22:04	478435	0	0	641437	0		163002	0	Bullish	Bearish	20.85	20800	1.34	20,794.20	13:22:04	1302604	-1405	Short C	1321375	0		18771	1405	Bullish	Bearish	31.82	47000	1.01	46,963.00
13:22:31	480334	1899	0	644548	3111		164214	1212	Bullish	Bearish	10.55	20800	1.34	20,794.20	13:22:31	1302604	0	0	1331122	9747		28518	9747	Bullish	Bearish	47.57	47000	1.02	46,963.00
13:23:10	480334	0	0	644548	0		164214	0	Bullish	Bearish	18.68	20800	1.34	20,790.95	13:23:10	1302604	0	0	1331122	0		28518	0	Bullish	Bearish	3.72	47000	1.02	46,963.25
13:24:06	480334	0	0	644548	0		164214	0	Bullish	Bearish	10.55	20800	1.34	20,796.55	13:24:06	1302604	0	0	1331122	0		28518	0	Bullish	Bearish	8.96	47000	1.02	46,975.85
13:25:06	478049	-2285	Short C	648342	3794		170293	6079	Bullish	Bearish	16.88	20800	1.36	20,800.55	13:25:06	1301511	-1093	Short C	1346343	15221		44832	16314	Bullish	Bearish	35.58	47000	1.03	46,999.80
13:26:06	478049	0	0	648342	0		170293	0	Bullish	Bearish	17.92	20800	1.36	20,800.25	13:26:06	1301237	-274	0	1346343	0		45106	274	Bullish	Bearish	56.35	47000	1.03	46,998.85
13:27:06	478049	0	0	648342	0		170293	0	Bullish	Bearish	26.38	20800	1.36	20,800.25	13:27:06	1301237	0	0	1346343	0		45106	0	Bullish	Bearish	60.34	47000	1.03	46,998.85
13:28:06	479679	1630	0	648342	0		168663	-1630	Bullish	Bullish	20.88	20800	1.35	20,800.25	13:28:06	1301237	0	0	1346343	0		45106	0	Bullish	Bearish	28.57	47000	1.03	46,984.70
13:29:07	479679	0	0	652286	3944		172607	3944	Bullish	Bullish	22.85	20800	1.36	20,802.30	13:29:07	1294683	-6554	Short C	1346021	-322		51338	6232	Bullish	Bearish	28.12	47000	1.04	46,982.45
13:30:07	479679	0	0	652286	0		172607	0	Bullish	Bullish	22.85	20800	1.36	20,805.35	13:30:07	1294666	-17	0	1346021	0		51355	17	Bullish	Bearish	28.86	47000	1.04	46,987.55
13:31:07	484461	4782	0	651049	-1237	Long UW	166588	-6019	Bullish	Bullish	21.82	20800	1.34	20,806.20	13:31:07	1314372	19706	0	1353321	7300		38949	-12406	Bullish	Bearish	28.12	47000	1.03	46,988.65
13:32:07	484461	0	0	651049	0		166588	0	Bullish	Bullish	21.89	20800	1.34	20,807.05	13:32:07	1314372	0	0	1353321	0		38949	0	Bullish	Bullish	28.12	47000	1.03	47,001.45
13:33:06	484461	0	0	651049	0		166588	0	Bullish	Bullish	21.89	20800	1.34	20,812.70	13:33:06	1314372	0	0	1353321	0		38949	0	Bullish	Bullish	28.86	47000	1.03	47,014.00
13:34:06	477274	-7187	Short C	648164	-2885	Long UW	170890	4302	Bullish	Bullish	42.29	20800	1.36	20,812.70	13:34:06	1305842	-8530	Short C	1353321	0		47479	8530	Bullish	Bullish	66.79	47000	1.04	47,014.35
13:35:06	477274	0	0	648164	0		170890	0	Bullish	Bullish	46.42	20800	1.36	20,817.00	13:35:06	1305786	-56	0	1354490	1169		48704	1225	Bullish	Bullish	18.20	47000	1.04	47,026.85
13:36:06	477274	0	0	648164	0		170890	0	Bullish	Bullish	28.84	20800	1.36	20,815.70	13:36:06	1305786	0	0	1354490	0		48704	0	Bullish	Bullish	47.97	47000	1.04	47,019.80
13:37:06	472085	-5189	Short C	648164	0		176079	5189	Bullish	Bullish	28.84	20800	1.37	20,821.00	13:37:06	1305786	0	0	1354490	0		48704	0	Bullish	Bullish	47.97	47000	1.04	47,011.10
13:38:06	472085	0	0	648773	609		176688	609	Bullish	Bullish	53.01	20800	1.37	20,821.65	13:38:06	1287056	-18730	Short C	1372333	17843		85277	36573	Bullish	Bullish	66.77	47000	1.07	47,014.30
13:39:08	472085	0	0	648773	0		176688	0	Bullish	Bullish	53.01	20800	1.37	20,819.65	13:39:08	1287056	0	0	1372333	0		85277	0	Bullish	Bullish	99.62	47000	1.07	47,008.25
13:40:07	472085	0	0	648773	0		176688	0	Bullish	Bullish	42.29	20800	1.37	20,816.85	13:40:07	1287056	0	0	1373334	1001		86278	1001	Bullish	Bullish	66.79	47000	1.07	47,017.85
13:41:06	478693	6608	0	658319	9546		179626	2938	Bullish	Bullish	46.42	20800	1.38	20,824.00	13:41:06	1294240	7184	0	1373334	0		79094	-7184	Bullish	Bullish	131.68	47100	1.06	47,061.55
13:42:06	478693	0	0	658319	0		179626	0	Bullish	Bullish	48.31	20800	1.38	20,823.05	13:42:06	1294240	0	0	1373334	0		79094	0	Bullish	Bullish	95.32	47100	1.06	47,066.90
13:43:07	471437	-7256	Short C	664063	5744		192626	13000	Bullish	Bullish	45.14	20800	1.41	20,817.50	13:43:07	1229203	-65037	Short C	1362399	-10935	Long UW	133196	54102	Bullish	Bullish	154.38	47100	1.11	47,056.80
13:44:06	471437	0	0	664063	0		192626	0	Bullish	Bullish	48.18	20800	1.41	20,819.10	13:44:06	1229203	0	0	1362399	0		133196	0	Bullish	Bullish	151.73	47100	1.11	47,062.95
13:45:06	471437	0	0	664063	0		192626	0	Bullish	Bullish	50.49	20800	1.41	20,818.55	13:45:06	1229203	0	0	1362399	0		133196	0	Bullish	Bullish	149.55	47100	1.11	47,063.55
13:46:06	475900	4463	0	665717	1654		189817	-2809	Bullish	Bullish	57.53	20800	1.4	20,818.20	13:46:06	1226630	-2573	Short C	1381614	19215		154984	21788	Bullish	Bullish	154.38	47100	1.13	47,069.65
13:47:10	475900	0	0	665717	0		189817	0	Bullish	Bullish	48.18	20800	1.4	20,815.25	13:47:10	1228693	2063	0	1381614	0		152921	-2063	Bullish	Bullish	151.73	47100	1.12	47,051.20
13:48:06	475900	0	0	665717	0		189817	0	Bullish	Bearish	46.44	20800	1.4	20,811.75	13:48:06	1228693	0	0	1381614	0		152921	0	Bullish	Bullish	129.07	47000	1.12	47,044.10
13:49:07	466273	-9627	Short C	666942	1225		200669	10852	Bullish	Bearish	41.55	20800	1.43	20,813.75	13:49:07	1228693	0	0	1381614	0		152921	0	Bullish	Bullish	113.56	47000	1.12	47,046.10
13:50:06	466273	0	0	666942	0		200669	0	Bullish	Bearish	48.68	20800	1.43	20,820.45	13:50:06	1226581	-2112	Short C	1386414	4800		159833	6912	Bullish	Bullish	127.28	47100	1.13	47,060.10
13:51:08	466273	0	0	666942	0																								

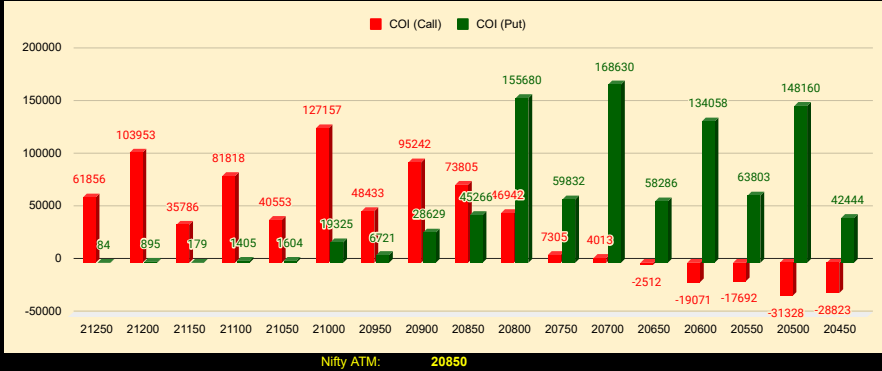
Nifty ATM	Nifty Spot	Nifty Pre CL	Nifty Open	Nifty High	Nifty Low	India VIX	Current Expiry	Exp High	20,955.50	91.45	Not Break	Resistanc	21000	BN ATM	BN Spot	BN Pre CL	BN Open	BN High	BN Low	India VIX	Tuesday	Exp High	47,226.20	-4.35	Breakout	Resistanc	47000		
20850	20,855.10	20686.8	20,808.90	20,864.05	20,711.15	13.46	2023-12-07	Exp Low	20,662.30	48.85	Not Break	Support	20700	47000	47,012.25	46,431.40	46,895.90	47,230.55	46,653.65	13.46		Exp Low	46,565.60	88.05	Not Break	Support	47000		
Time	Call COI (Bearish ▼)	Call COI (+▲▼)	Short Covering	Put COI (Bullish ▲)	Put COI (+▲▼)	Long UW	NET Oi	+▲▼	Net Oi Signal	Price Action Signal	VWAP Diff	Strike	Nifty PCR	Nifty LTP	Time	Call COI (Bearish ▼)	Call COI (+▲▼)	Short Covering	Put COI (Bullish ▲)	Put COI (+▲▼)	Long Unwinding	NET Oi	+▲▼	Net Oi Signal	Price Action Signal	VWAP Diff	Strike	BN PCR	BN LTP
14:16:07	478335	0		662216	-1532	Long UW	183881	-1532	Bullish	Bullish	29.85	20800	1.38	20,808.30	14:16:07	1292364	73		1386616	0		94252	-73	Bullish	Bearish	24.27	47000	1.07	46,973.90
14:17:06	485370	7035		662216	0		176846	-7035	Bullish	Bullish	23.56	20800	1.36	20,811.35	14:17:06	1292364	0		1386033	-583		93669	-583	Bullish	Bullish	18.46	47000	1.07	46,987.05
14:18:08	485370	0		662216	0		176846	0	Bullish	Bullish	23.95	20800	1.36	20,808.15	14:18:08	1292364	0		1386033	0		93669	0	Bullish	Bullish	21.74	47000	1.07	46,979.20
14:19:06	485370	0		663635	1419		178265	1419	Bullish	Bullish	23.95	20800	1.37	20,804.50	14:19:06	1292364	0		1386033	0		93669	0	Bullish	Bullish	25.24	47000	1.07	46,973.10
14:20:06	484328	-1042	Short C	663635	0		179307	1042	Bullish	Bullish	22.59	20800	1.37	20,805.15	14:20:06	1295173	2809		1394967	8934		99794	6125	Bullish	Bearish	25.24	47000	1.08	46,962.00
14:21:06	484328	0		663635	0		179307	0	Bullish	Bullish	13.55	20800	1.37	20,806.55	14:21:06	1295173	0		1394967	0		99794	0	Bullish	Bearish	-27.06	47000	1.08	46,961.25
14:22:06	484328	0		668807	5172		184479	5172	Bullish	Bullish	22.40	20800	1.38	20,811.00	14:22:06	1295173	0		1394967	0		99794	0	Bullish	Bearish	-4.17	47000	1.08	46,974.20
14:23:07	481999	-2329	Short C	668807	0		186808	2329	Bullish	Bullish	18.45	20800	1.39	20,813.70	14:23:07	1296024	851		1402791	7824		106767	6973	Bullish	Bearish	16.27	47000	1.08	46,994.70
14:24:06	481999	0		668807	0		186808	0	Bullish	Bearish	22.40	20800	1.39	20,801.70	14:24:06	1296024	0		1402791	0		106767	0	Bullish	Bearish	16.27	47000	1.08	46,960.75
14:25:06	486522	4523		668807	0		182285	-4523	Bullish	Bearish	23.46	20800	1.37	20,798.35	14:25:06	1304363	8339		1402791	0		98428	-8339	Bullish	Bearish	-19.65	46900	1.08	46,941.65
14:26:06	486522	0		667695	-1112	Long UW	181173	-1112	Bullish	Bearish	18.34	20800	1.37	20,805.90	14:26:06	1304363	0		1402093	-698		97730	-698	Bullish	Bearish	1.61	47000	1.07	46,986.35
14:27:07	486522	0		667695	0		181173	0	Bullish	Bearish	24.74	20800	1.37	20,803.60	14:27:07	1304363	0		1402093	0		97730	0	Bullish	Bearish	1.61	47000	1.07	46,969.85
14:28:07	486750	228		672172	4477		185422	4249	Bullish	Bearish	20.89	20800	1.38	20,809.80	14:28:07	1288791	-15572	Short C	1391959	-10134	Long UW	103168	5438	Bullish	Bearish	11.34	47000	1.08	46,981.30
14:29:06	486750	0		672172	0		185422	0	Bullish	Bearish	26.78	20800	1.38	20,806.50	14:29:06	1288703	-88		1391959	0		103256	88	Bullish	Bullish	20.42	47000	1.08	46,978.40
14:30:06	486750	0		672172	0		185422	0	Bullish	Bearish	26.78	20800	1.38	20,806.50	14:30:06	1288703	0		1391959	0		103256	0	Bullish	Bearish	26.61	47000	1.08	46,986.25
14:31:07	486750	0		672172	0		185422	0	Bullish	Bullish	32.25	20800	1.38	20,814.55	14:31:07	1288703	0		1391959	0		103256	0	Bullish	Bullish	30.19	47000	1.08	46,996.45
14:32:06	486538	-212		673720	1548		187182	1760	Bullish	Bullish	34.08	20800	1.38	20,809.45	14:32:06	1284804	-3899	Short C	1390834	-1125	Long UW	106030	2774	Bullish	Bullish	30.19	47000	1.08	46,988.40
14:33:06	486538	0		673720	0		187182	0	Bullish	Bullish	35.86	20800	1.38	20,813.80	14:33:06	1284804	0		1390834	0		106030	0	Bullish	Bullish	56.94	47000	1.08	47,004.40
14:34:06	491509	4971		677230	3510		185721	-1461	Bullish	Bullish	38.27	20800	1.38	20,815.80	14:34:06	1281613	-3191	Short C	1390834	0		109221	3191	Bullish	Bullish	72.92	47000	1.09	47,010.45
14:35:06	491509	0		677230	0		185721	0	Bullish	Bullish	39.63	20800	1.38	20,814.50	14:35:06	1281613	0		1384946	-5888	Long UW	103333	-5888	Bullish	Bullish	80.03	47000	1.08	47,000.05
14:36:06	491509	0		677230	0		185721	0	Bullish	Bullish	39.95	20800	1.38	20,817.70	14:36:06	1281613	0		1384946	0		103333	0	Bullish	Bullish	61.85	47000	1.08	47,003.55
14:37:06	490195	-1314	Short C	677230	0		187035	1314	Bullish	Bullish	42.91	20800	1.38	20,819.55	14:37:06	1275035	-6578	Short C	1388177	3231		113142	9809	Bullish	Bullish	84.53	47000	1.09	47,020.30
14:38:06	490195	0		682018	4788		191823	4788	Bullish	Bullish	42.91	20800	1.39	20,819.95	14:38:06	1275035	0		1388177	0		113142	0	Bullish	Bullish	84.53	47000	1.09	46,994.60
14:39:06	490195	0		682018	0		191823	0	Bullish	Bullish	40.83	20800	1.39	20,824.85	14:39:06	1275035	0		1388177	0		113142	0	Bullish	Bullish	60.86	47000	1.09	47,012.85
14:40:08	488158	-2037	Short C	682018	0		193860	2037	Bullish	Bullish	46.45	20800	1.4	20,827.55	14:40:08	1270652	-4383	Short C	1388177	0		117525	4383	Bullish	Bullish	71.19	47000	1.09	47,016.95
14:41:08	488158	0		684468	2450		196310	2450	Bullish	Bullish	43.61	20800	1.4	20,830.65	14:41:08	1270724	72		1392006	3829		121282	3757	Bullish	Bullish	69.34	47000	1.1	47,018.15
14:42:06	488158	0		684468	0		196310	0	Bullish	Bullish	49.92	20800	1.4	20,826.60	14:42:06	1270724	0		1392006	0		121282	0	Bullish	Bullish	60.45	47000	1.1	47,008.85
14:43:07	488158	0		693917	9449		205759	9449	Bullish	Bullish	50.46	20800	1.42	20,828.60	14:43:07	1270724	0		1392006	0		121282	0	Bullish	Bullish	66.08	47000	1.1	47,018.05
14:44:07	492018	3860		693917	0		201899	-3860	Bullish	Bullish	52.41	20800	1.41	20,831.20	14:44:07	1276193	5469		1386741	-5265	Long UW	110548	-10734	Bullish	Bullish	74.83	47000	1.09	47,017.15
14:45:06	492018	0		693917	0		201899	0	Bullish	Bullish	53.34	20800	1.41	20,828.20	14:45:06	1276193	0		1386741	0		110548	0	Bullish	Bullish	74.95	47000	1.09	47,014.25
14:46:06	484869	-7149	Short C	693917	0		209048	7149	Bullish	Bullish	36.26	20800	1.43	20,824.85	14:46:06	1276193	0		1380374	-6367	Long UW	104181	-6367	Bullish	Bearish	27.12	47000	1.08	47,002.45
14:47:11	484869	0		700145	6228		215276	6228	Bullish	Bullish	40.30	20800	1.44	20,824.90	14:47:11	1251572	-24621	Short C	1380374	0		128802	24621	Bullish	Bearish	51.35	47000	1.1	47,007.00
14:48:06	484869	0		700145	0		215276	0	Bullish	Bullish	42.11	20800	1.44	20,826.00	14:48:06	1251572	0		1380374	0		128802	0	Bullish	Bullish	50.38	47000	1.1	47,010.70
14:49:06	491517	6648		700145	0		208628	-6648	Bullish	Bullish	38.10	20800	1.42	20,819.75	14:49:06	1261291	9719		1380374	0		119083	-9719	Bullish	Bearish	42.54	47000	1.09	46,997.15
14:50:07	491517	0		698288	-1857	Long UW	206771	-1857	Bullish	Bullish	39.27	20800	1.42	20,824.10	14:50:07	1261291	0		1390347	9973		129056	9973	Bullish	Bearish	50.89	47000	1.1	47,006.35
14:51:06	491517	0		698288	0		206771	0	Bullish	Bullish	42.48	20800	1.42	20,824.45	14:51:06	1261291	0		1390347	0		129056	0	Bullish	Bullish	64.87	47000	1.1	46,997.65
14:52:07	491182	-335		699022	734		207840	1069	Bullish	Bearish	37.95	20800	1.42	20,823.35	14:52:07	1261291	0		1390347	0		129056	0	Bullish	Bearish	52.37	47000	1.1	46,989.10
14:53:06	491182	0		699022	0		207840	0	Bullish	Bullish	44.67	20800	1.42	20,827.90	14														

Nifty ATM	Nifty LTP	Nifty Pre Cl	Nifty Open	Nifty High	Nifty Low	India VIX	Select Expiry	Exp High	20,955.50	91.45	Not Break	BN ATM	BN LTP	BN Pre CL	BN Open	BN High	BN Low	India VIX	Tuesday	Exp High	47,226.20	-4.35	Breakout		
20850	20,855.10	20686.8	20,808.90	20,864.05	20,711.15	13.46	2023-12-07	Exp Low	20,662.30	48.85	Not Break	47000	47,012.25	46431.4	46,895.90	47,230.55	46,653.65	13.46		Exp Low	46,565.60	88.05	Not Break		
Call Time Value	Call OI	COI (Call)	Call Volume	OI Change	Call LTP	STRIKE	Put LTP	OI Change	Put Volume	COI (Put)	Put OI	Put Time Value	Call Time Value	Call OI	COI (Call)	Call Volume	OI Change	Call LTP	STRIKE	Put LTP	OI Change	Put Volume	COI (Put)	Put OI	Put Time Value
10.30	108812	103953	1583942	0	OTM 10.3	21200	ITM 335.6	0	6797	895	895	0.00	23.60	19030	19030	3453353	0	OTM 23.6	47700	ITM 710.45	0	17613	0	0	22.70
14.20	37154	35786	987169	0	OTM 14.2	21150	ITM 291.2	0	1561	179	179	0.00	33.60	32778	32778	3588339	0	OTM 33.6	47600	ITM 622	0	32684	0	0	34.25
19.90	92445	81818	1624179	0	OTM 19.9	21100	ITM 245.4	0	15089	1405	1405	0.50	47.00	212298	196198	7987190	0	OTM 47	47500	ITM 532.1	0	355633	10542	10543	44.35
27.40	43422	40553	1102676	0	OTM 27.4	21050	ITM 203	0	15657	1604	1604	8.10	63.45	32148	32148	4531533	0	OTM 63.45	47400	ITM 460	0	275732	116	116	72.25
38.10	216041	127157	3157610	0	OTM 38.1	21000	ITM 164.8	0	238966	19325	20254	19.95	83.75	37039	37039	5923203	0	OTM 83.75	47300	ITM 372	0	862610	75	75	84.25
52.00	51445	48433	1570099	0	OTM 52	20950	ITM 128.5	0	127433	6721	6721	33.60	110.05	48476	48476	8035307	0	OTM 110.05	47200	ITM 298.5	0	2458905	505	505	110.75
70.05	115593	95242	2980283	0	OTM 70.05	20900	ITM 96.95	0	716021	28629	28629	52.05	147.00	148669	146172	7316496	0	OTM 147	47100	ITM 227.95	0	3327255	38467	38467	140.20
88.20	78054	73805	2773915	0	ATM 93.3	20850	ATM 71.05	0	1031160	45266	45270	71.05	178.75	271836	223770	1421689	0	ATM 191	47000	ATM 175.55	0	9946767	194188	194188	175.55
68.25	101113	46942	4743787	0	ITM 123.35	20800	OTM 51.2	0	3312979	155680	155695	51.20	133.30	86979	84868	7366702	0	ITM 245.5	46900	OTM 134.95	0	6117077	104805	104805	134.95
53.90	27446	7305	1891832	0	ITM 159	20750	OTM 36.6	0	1874822	59832	59832	36.60	97.75	73565	68871	6580959	0	ITM 310	46800	OTM 97.1	0	7364175	147346	147346	97.10
44.40	50781	4013	1738058	0	ITM 199.5	20700	OTM 26.3	0	2677762	168630	168830	26.30	64.20	39527	35455	3321179	0	ITM 376.4	46700	OTM 67.5	0	5400629	132232	132232	67.50
38.90	16846	-2512	331364	0	ITM 244	20650	OTM 19.8	0	1359287	58286	58290	19.80	46.80	26336	21641	1639719	0	ITM 459.0	46600	OTM 49.55	0	4189575	90969	90969	49.55
33.95	34678	-19071	450455	0	ITM 289.05	20600	OTM 15.55	0	1982562	134058	135250	15.55	37.35	62448	1736	2061388	0	ITM 549.6	46500	OTM 36	0	6261534	161401	161495	36.00
29.90	8436	-17692	64362	0	ITM 335	20550	OTM 12.4	0	946045	63803	63997	12.40	20.15	21625	10557	484075	0	ITM 632.4	46400	OTM 27.45	0	3081838	97565	97565	27.45
28.80	25002	-31328	163313	0	ITM 383.9	20500	OTM 11	0	1637938	148160	152116	11.00	15.05	21785	10246	289038	0	ITM 727.3	46300	OTM 20.75	0	2787641	85739	85740	20.75
26.90	6161	-28823	15799	0	ITM 432	20450	OTM 9.25	0	661145	42444	42900	9.25	18.70	26001	11599	256732	0	ITM 830.9	46200	OTM 15.8	0	2707099	120853	120854	15.80
24.50	32662	-42356	37758	0	ITM 479.6	20400	OTM 8.1	0	937694	91894	93882	8.10	7.75	15076	4327	87599	0	ITM 920	46100	OTM 12.25	0	2097278	73002	73006	12.25
	1046091	381314								676427	1035749			1175616	984911								1257805	1257906	
15:34						05-Dec-2023 15:34:14	NIFTY NET OI		295113		Nifty50 PCR :	1.77	15:34						05-Dec-2023 15:34:14	BN NET OI		272894		Bank Nifty PCR :	1.28

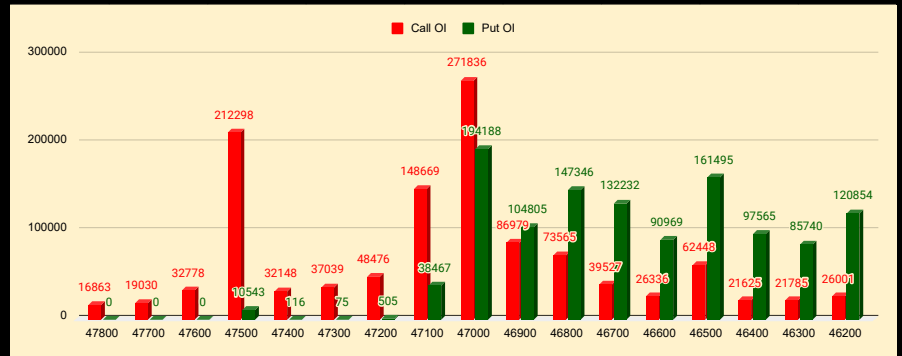
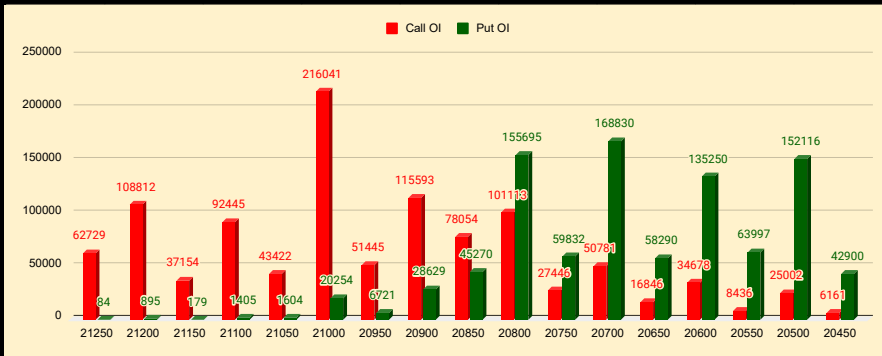
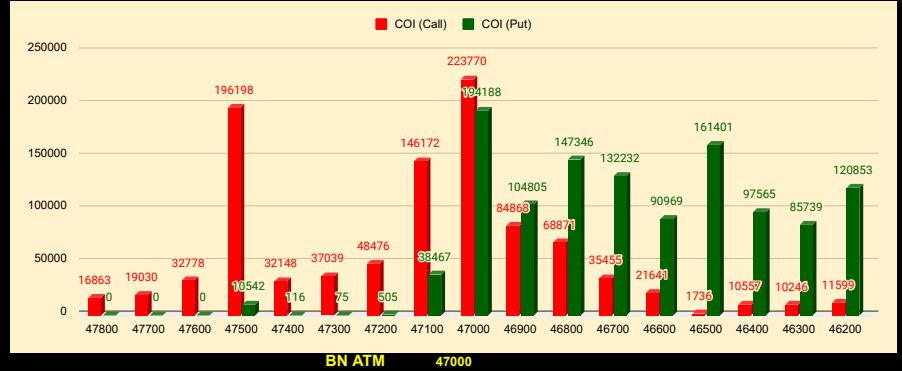
NIFTY 50

BANK NIFTY

05-Dec-2023 15:34:18 Tuesday



05-Dec-2023 15:34:18 Tuesday



Golden Rules using OiDeer

Avoid Signals of VWAP difference below 9-10 Points

9-10 प्वाइंट से नीचे VWAP अंतर के सिग्नल से बचें

PCR above 2 Strong Bullish & PCR Below 0.50 is Strong Bearish. If Call COI is negative then it will show 100 PCR and If Put COI is negative then it will show 0 PCR

PCR २ के ऊपर Strong बुलिश और PCR ०.५० के निचे स्ट्रॉंग बिअरिश। यदि कॉल COI नेगेटिव है तो यह 100 PCR दिखाएगा और यदि COI पुट नकारात्मक है तो यह 0 PCR दिखाएगा

Rule 1) Both Nifty and Bank Nifty Oi data should be in same direction. If One is Negative and other is positive then Avoid Trade because कौन किसको अपनी तरफ खिंचेगा ये कह नहीं सकते. Let Both Nifty and BN Oi data in Same direction then look for any Opportunity.

नियम 1) निफ्टी और बैंक निफ्टी दोनों डेटा एक ही दिशा में होने चाहिए। यदि एक नकारात्मक है और दूसरा सकारात्मक है तो व्यापार से बचें क्योंकि कौन किसको अपनी तरफ खिंचेगा ये कह नहीं सकते। निफ्टी और बीएन ओआई डेटा दोनों को एक ही दिशा में जाने दें और फिर किसी अवसर की तलाश करें।

Rule 2) Safe traders can wait for All Three Singals become Same color. If all Three Signals are not Same then Please Avoide Trade.

नियम 2) सुरक्षित ट्रेडर तीनों सिग्नल के एक ही रंग में आने का इंतजार कर सकते हैं। यदि तीनों संकेत समान नहीं हैं तो कृपया व्यापार से बचें।

Rule 3) Any upside movement should be supported by short Covering and any downside movement should be supported by Long unwinding.

नियम 3) किसी भी ऊपर की गतिविधि को शॉर्ट कवरींग द्वारा समर्थित किया जाना चाहिए और किसी भी नकारात्मक गतिविधि को लॉन्ग अनवाइंडिंग द्वारा समर्थित किया जाना चाहिए।

Rule 4) if Oi data is Negative (Oi data below red line) and if market already given big downside movement, then please wait till market to Go Up near VWAP and Return then Buy Put PE with SL above VWAP. (VWAP Difference below 10 is best for taking Position)

नियम 4) यदि Oi डेटा नकारात्मक है (लाल रेखा के नीचे Oi डेटा) और यदि बाजार में पहले से ही बड़ी गिरावट है, तो कृपया VWAP के पास बाजार के ऊपर जाने तक प्रतीक्षा करें और फिर VWAP के ऊपर SL के साथ PE खरीदें। (VWAP अंतर 10 से कम स्थिति लेने के लिए सबसे अच्छा है)

Rule 5) if Oi is Positive (Oi data above red line) and if market already given big upside movement then wait for market to come down near VWAP and go up then Buy Call CE with SL below VWAP. (VWAP Difference below 10 is best for taking Position)

नियम 5) यदि Oi धनात्मक है (लाल रेखा के ऊपर Oi डेटा) और यदि बाजार में पहले से ही बड़ी तेजी है तो बाजार के VWAP के पास नीचे आने और ऊपर जाने की प्रतीक्षा करें, फिर VWAP के नीचे SL के साथ कॉल CE खरीदें। (VWAP अंतर 10 से कम स्थिति लेने के लिए सबसे अच्छा है)

Rule 6) In Reversal Case, Take Trade on the Basis of Price Action and VWAP Signal because Net Oi Signal Come Latter.

नियम 6) रिवर्सल केस में, प्राइस एक्शन और VWAP सिग्नल के आधार पर Trade लें क्योंकि नेट Oi सिग्नल बाद में आते हैं।

Rule 7) When your target is done of 40-50 points, Close your PC/laptop and don't look back to Market and Enjoy the day. (निफ्टी बुलाती है मगर जानेका नहीं)

नियम 7) जब आपका लक्ष्य 40-50 अंक का हो जाए, तो अपना पीसी/लैपटॉप बंद कर दें और बाजार की ओर मुड़कर न देखें और दिन का आनंद लें। (निफ्टी बुलाती है मगर जानेका नहीं)

Rule 8) Do not try to catch every movement. Do not Overtrade.

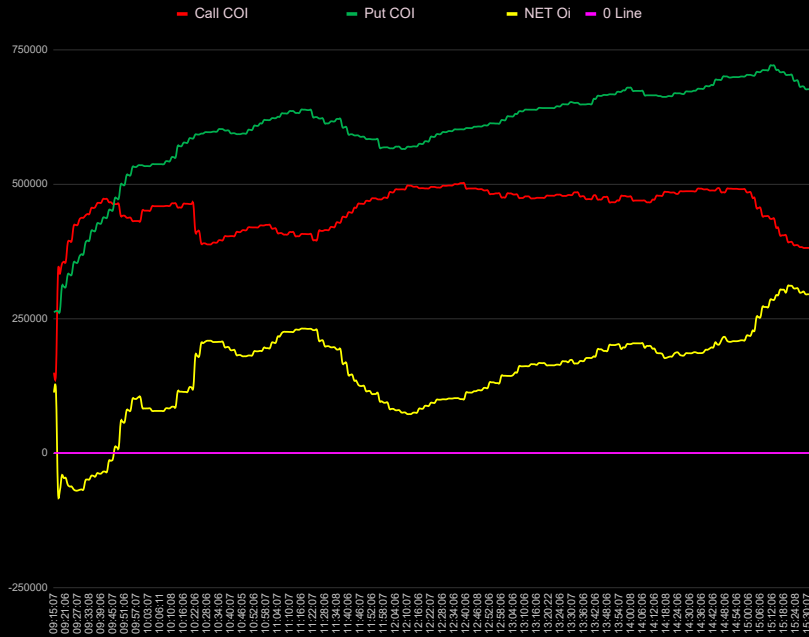
नियम 8) हर Movement को पकड़ने की कोशिश न करें। ओवरट्रेड न करें।



Wish you Happy Trading Day 👍



आपको ट्रेडिंग दिवस की शुभकामनाएं 👍


- Team OiDeer



NIFTY 50



Nifty ATM	Nifty Spot	Nifty Pre Cl	Nifty Open	Nifty High	Nifty Low	India VIX	Current Expiry	Exp High	20,955.50	91.45	Not Break	Resistanc	21000	BN ATM	BN Spot	BN Pre CL	BN Open	BN High	BN Low	India VIX	Tuesday		Exp High	47,226.20	-4.35	Breakout	Resistanc	47000
20860	20,855.10	20686.8	20,808.90	20,864.05	20,711.15	13.46	2023-12-07	Exp Low	20,662.30	48.85	Not Break	Support	20700	47000	47,012.25	46,431.40	46,895.90	47,230.55	46,653.65	13.46			Exp Low	46,565.60	88.05	Not Break	Support	47000
Time	Call COI (Bearish ▼)	Call COI (+▲▼)	Short Covering	Put COI (Bullish ▲)	Put COI (+▲▼)	Long UW	NET Oi	+▲▼	Net Oi Signal	Price Action Signal		Nifty PCR	Nifty LTP	Time	Call COI (Bearish ▼)	Call COI (+▲▼)	Short Covering	Put COI (Bullish ▲)	Put COI (+▲▼)	Long Unwinding	NET Oi	+▲▼	Net Oi Signal	Price Action Signal		BN PCR	BN LTP	
09:14:47	149322	0		261648	0		112326	0	Bullish	Wait		1.75	20,808.90	09:14:47	596291	0		458009	0		-138282	0	Bearish	Wait		0.77	46,895.90	
09:19:48	355739	206417		309134	47486		-46605	-158931	Bearish	Wait		0.87	20,728.80	09:19:48	1136721	540430		610741	152732		-525980	-387698	Bearish	Wait		0.54	46,793.20	
09:24:47	421878	66139		354071	44937		-67807	-21202	Bearish	Wait		0.84	20,725.70	09:24:47	1265760	129039		815233	204492		-450527	75453	Bearish	Wait		0.64	46,755.85	
09:29:48	437379	15501		369563	15492		-67816	-9	Bearish	Bearish		0.84	20,753.30	09:29:48	1326160	60400		914532	99299		-411628	38899	Bearish	Bearish		0.69	46,806.60	
09:34:47	455464	18085		412995	43432		-42469	25347	Bearish	Bullish		0.91	20,759.45	09:34:47	1384035	57875		1032697	118165		-351338	60290	Bearish	Bullish		0.75	46,818.65	
09:39:47	472284	16820		437551	24556		-34733	7736	Bearish	Bullish		0.93	20,761.40	09:39:47	1402058	18023		1093229	60532		-308829	42509	Bearish	Bullish		0.78	46,811.70	
09:44:48	462793	-9491	Short C	451693	14142		-11100	23633	Bearish	Bullish		0.98	20,775.35	09:44:48	1466876	64818		1128148	34919		-338728	-29899	Bearish	Bearish		0.77	46,801.80	
09:49:48	441174	-21619	Short C	498836	47143		57662	68762	Bullish	Bullish		1.13	20,790.60	09:49:48	1415881	-50995	Short C	1169460	41312		-246421	92307	Bearish	Bullish		0.83	46,882.65	
09:54:48	431331	-9843	Short C	531909	33073		100578	42916	Bullish	Bullish		1.23	20,787.65	09:54:48	1212126	-203755	Short C	1150411	-19049	Long UW	-61715	184706	Bearish	Bullish		0.95	46,931.45	
09:59:47	450647	19316		535075	3166		84428	-16150	Bullish	Bearish		1.19	20,775.35	09:59:47	1244681	32555		1182179	31768		-62502	-787	Bearish	Bullish		0.95	46,920.50	
10:05:37	458882	8235		537025	1950		78143	-6285	Bullish	Bearish		1.17	20,789.10	10:05:37	1276516	31835		1238972	56793		-37544	24958	Bearish	Bullish		0.97	46,950.85	
10:06:07	458882	0		537025	0		78143	0	Bullish	Bullish		1.17	20,792.70	10:06:07	1276516	0		1238972	0		-37544	0	Bearish	Bullish		0.97	46,972.25	
10:06:24	458882	0		537025	0		78143	0	Bullish	Bullish		1.17	20,792.70	10:06:24	1276516	0		1238972	0		-37544	0	Bearish	Bullish		0.97	46,972.25	
10:09:48	464100	5218		550016	12991		85916	7773	Bullish	Bullish		1.19	20,800.05	10:09:48	1293581	17065		1287313	48341		-6268	31276	Bearish	Bullish		1	46,981.20	
10:14:47	456656	-7444	Short C	570602	20586		113946	28030	Bullish	Bullish		1.25	20,800.30	10:14:47	1247985	-45596	Short C	1304711	17398		56726	62994	Bullish	Bullish		1.05	47,006.75	
10:19:47	462907	6251		585010	14408		122103	8157	Bullish	Bullish		1.26	20,820.20	10:19:47	1175305	-72680	Short C	1260208	-44503	Long UW	84903	28177	Bullish	Bullish		1.07	47,119.70	
10:24:48	389750	-73157	Short C	593978	8968		204228	82125	Bullish	Bullish		1.52	20,819.45	10:24:48	1026784	-148521	Short C	1225778	-34430	Long UW	198994	114091	Bullish	Bullish		1.19	47,132.35	
10:29:48	387881	-1869	Short C	596527	2549		208646	4418	Bullish	Bullish		1.54	20,825.55	10:29:48	1004047	-22737	Short C	1242975	17197		238928	39934	Bullish	Bullish		1.24	47,154.75	
10:34:49	395550	7669		602202	5675		206652	-1994	Bullish	Bearish		1.52	20,816.85	10:34:49	1011256	7209		1275282	32307		264026	25098	Bullish	Bearish		1.26	47,118.35	
10:39:47	403320	7770		594535	-7667	Long UW	191215	-15437	Bullish	Bullish		1.47	20,824.75	10:39:47	1010471	3215		1247011	-28271	Long UW	232540	-31486	Bullish	Bearish		1.23	47,093.65	
10:44:47	410825	7505		592884	-1651	Long UW	182059	-9156	Bullish	Bullish		1.44	20,836.45	10:44:47	1015966	1495		1266792	19781		250826	18286	Bullish	Bullish		1.25	47,172.25	
10:49:48	419597	8772		600820	7936		181223	-836	Bullish	Bullish		1.43	20,838.10	10:49:48	1016533	567		1310184	43392		293651	42825	Bullish	Bullish		1.29	47,142.30	
10:54:48	423036	3439		612899	12079		189863	8640	Bullish	Bullish		1.45	20,837.85	10:54:48	1029050	12517		1343597	33413		314547	20896	Bullish	Bullish		1.31	47,112.55	
10:59:48	424122	1086		619042	6143		194920	5057	Bullish	Bullish		1.46	20,845.45	10:59:48	1033598	4548		1344552	955		310954	-3593	Bullish	Bearish		1.3	47,169.00	
11:04:47	408741	-15381	Short C	625208	6166		216467	21547	Bullish	Bullish		1.53	20,848.95	11:04:47	1035969	2371		1370596	26044		334627	23673	Bullish	Bullish		1.32	47,150.35	
11:09:47	410680	1939		635723	10515		225043	8576	Bullish	Bullish		1.55	20,843.10	11:09:47	1040456	4487		1375601	5005		335145	518	Bullish	Bullish		1.32	47,167.90	
11:14:47	403177	-7503	Short C	632413	-3310	Long UW	229236	4193	Bullish	Bearish		1.57	20,823.35	11:14:47	1045524	5068		1330689	-44912	Long UW	285165	-49980	Bullish	Bearish		1.27	47,018.65	
11:19:48	406888	3711		637661	5248		230773	1537	Bullish	Bearish		1.57	20,791.10	11:19:48	1070247	24723		1310168	-20521	Long UW	239921	-45244	Bullish	Bearish		1.22	46,874.15	
11:24:56	412999	6111		622041	-15620	Long UW	209042	-21731	Bullish	Bearish		1.51	20,796.40	11:24:56	1134855	64608		1214098	-96070	Long UW	79243	-160678	Bullish	Bearish		1.07	46,935.95	
11:29:47	414479	1480		612976	-9065	Long UW	198497	-10545	Bullish	Bearish		1.48	20,794.45	11:29:47	1157504	22649		1238665	24567		81161	1918	Bullish	Bearish		1.07	46,919.30	
11:34:47	428534	14055		621008	8032		192474	-6023	Bullish	Bearish		1.45	20,771.90	11:34:47	1189459	31955		1244920	6255		55461	-25700	Bullish	Bearish		1.05	46,850.15	
11:39:48	447262	18728		592556	-28452	Long UW	145294	-47180	Bullish	Bearish		1.32	20,756.65	11:39:48	1246817	57358		1238327	-6593	Long UW	-8490	-63951	Bullish	Bearish		0.99	46,794.30	
11:44:49	463464	16202		590534	-2022	Long UW	127070	-18224	Bullish	Bearish		1.27	20,751.50	11:44:49	1269868	23051		1235889	-2438	Long UW	-33979	-25489	Bearish	Bearish		0.97	46,776.35	
11:49:47	468769	5305		583808	-6726	Long UW	115039	-12031	Bullish	Bearish		1.25	20,748.65	11:49:47	1302491	32623		1262156	26267		-40335	-6356	Bearish	Bearish		0.97	46,784.95	
11:54:47	471604	2835		583166	-642		111562	-3477	Bullish	Bearish		1.24	20,733.95	11:54:47	1321770	19279		1269226	7070		-52544	-12209	Bullish	Bearish		0.96	46,782.65	
11:59:48	474801	3197		568347	-14819	Long UW	93546	-18016	Bullish	Bullish		1.2	20,758.00	11:59:48	1323915	2145		1254839	-14387	Long UW	-69076	-16532	Bearish	Bullish		0.95	46,860.55	
12:04:49	490104	15303		569539	1192		79435	-14111	Bullish	Bullish		1.16	20,758.00	12:04:49	1312583	-11332	Short C	1251485	-3354	Long UW	-61098	7978	Bearish	Bullish		0.95	46,860.55	
12:09:48	497051	6947		569390	-149		72339	-7096	Bullish	Bullish		1.15	20,763.70	12:09:48	1318488	5905		1259828	8343		-58660	2438	Bearish	Bullish		0.96	46,869.65	
12:14:47	495123	-1928	Short C	570122	732		74999	2660	Bullish	Bullish		1.15	20,779.85	12:14:47	1317900	-698		1257118	-2710	Long UW	-60672	-2012	Bearish	Bullish		0.95	46,883.55	
12:19:48	491926	-3197	Short C	579498	9376		87572	12573	Bullish	Bullish		1.18	20,780.80	12:19:48	1327549	9759		1261974	4856		-65575	-4903	Bearish	Bullish		0.95	46,891.45	
12:24:48	493664																											

Nifty ATM	Nifty Spot	Nifty Pre Cl	Nifty Open	Nifty High	Nifty Low	India VIX	Current Expiry	Exp High	20,955.50	91.45	Not Break	Resistanc	21000	BN ATM	BN Spot	BN Pre CL	BN Open	BN High	BN Low	India VIX	Tuesday		Exp High	47,226.20	-4.35	Breakout	Resistanc	47000	
20860	20,855.10	20686.8	20,808.90	20,864.05	20,711.15	13.46	2023-12-07	Exp Low	20,662.30	48.85	Not Break	Support	20700	47000	47,012.25	46,431.40	46,895.90	47,230.55	46,653.65	13.46			Exp Low	46,565.60	88.05	Not Break	Support	47000	
Time	Call COI (Bearish ▼)	Call COI (+▲▼)	Short Covering	Put COI (Bullish ▲)	Put COI (+▲▼)	Long UW	NET Oi	+▲▼	Net Oi Signal	Price Action Signal			Nifty PCR	Nifty LTP	Time	Call COI (Bearish ▼)	Call COI (+▲▼)	Short Covering	Put COI (Bullish ▲)	Put COI (+▲▼)	Long Unwinding	NET Oi	+▲▼	Net Oi Signal	Price Action Signal			BN PCR	BN LTP
13:54:47	478042	11769		671507	4565		193465	-7204	Bullish	Bearish			1.4	20,816.20	13:54:47	1248503	21922		1395733	9319		147230	-12603	Bullish	Bullish			1.12	47,032.10
13:59:47	476779	-1263	Short C	679187	7680		202408	8943	Bullish	Bearish			1.42	20,810.30	13:59:47	1261805	13302		1399165	3432		137360	-9870	Bullish	Bearish			1.11	47,025.60
14:04:48	469394	-7385	Short C	673201	-5986	Long UW	203807	1399	Bullish	Bearish			1.43	20,791.70	14:04:48	1261821	16		1400540	1375		138719	1359	Bullish	Bearish			1.11	46,938.35
14:09:47	466223	-3171	Short C	665100	-8101	Long UW	198877	-4930	Bullish	Bearish			1.43	20,808.00	14:09:47	1285486	23665		1377640	-22900	Long UW	92154	-46565	Bullish	Bearish			1.07	46,997.55
14:14:48	478335	12112		663748	-1352	Long UW	185413	-13464	Bullish	Bullish			1.39	20,813.85	14:14:48	1292291	6805		1386616	8976		94325	2171	Bullish	Bearish			1.07	46,998.75
14:19:51	484328	5993		663635	-113		179307	-6106	Bullish	Bullish			1.37	20,805.15	14:19:51	1295173	2882		1394967	8351		99794	5469	Bullish	Bullish			1.08	46,962.00
14:24:47	486522	2194		668807	5172		182285	2978	Bullish	Bearish			1.37	20,801.70	14:24:47	1304363	9190		1402791	7824		98428	-1366	Bullish	Bearish			1.08	46,960.75
14:29:47	486750	228		672172	3365		185422	3137	Bullish	Bearish			1.38	20,806.50	14:29:47	1288703	-15660	Short C	1391959	-10832	Long UW	103256	4828	Bullish	Bearish			1.08	46,978.40
14:34:48	491509	4759		677230	5058		185721	299	Bullish	Bullish			1.38	20,815.80	14:34:48	1281613	-7090	Short C	1384946	-7013	Long UW	103333	77	Bullish	Bullish			1.08	47,010.45
14:39:49	488158	-3351	Short C	682018	4788		193860	8139	Bullish	Bullish			1.4	20,827.55	14:39:49	1270652	-10961	Short C	1388177	3231		117525	14192	Bullish	Bullish			1.09	47,016.95
14:44:48	492018	3860		693917	11899		201899	8039	Bullish	Bullish			1.41	20,828.20	14:44:48	1276193	5541		1386741	-1436	Long UW	110548	-6977	Bullish	Bullish			1.09	47,014.25
14:49:48	491517	-501		698288	4371		206771	4872	Bullish	Bullish			1.42	20,824.10	14:49:48	1261291	-14902	Short C	1390347	3606		129056	18508	Bullish	Bearish			1.1	47,006.35
14:54:48	490582	-935		699022	734		208440	1669	Bullish	Bullish			1.42	20,828.90	14:54:48	1239544	-21747	Short C	1394783	4436		155239	26183	Bullish	Bearish			1.13	47,002.25
14:59:49	484755	-5827	Short C	703006	3984		218251	9811	Bullish	Bullish			1.45	20,835.80	14:59:49	1234478	-5066	Short C	1392665	-2118	Long UW	158187	2948	Bullish	Bearish			1.13	47,012.25
15:04:48	455656	-29099	Short C	708343	5337		252687	34436	Bullish	Bullish			1.55	20,845.55	15:04:48	1243300	8822		1407789	15124		164489	6302	Bullish	Bearish			1.13	47,005.95
15:09:48	440398	-15258	Short C	711843	3500		271445	18758	Bullish	Bullish			1.62	20,854.35	15:09:48	1209172	-34128	Short C	1371116	-36673	Long UW	161944	-2545	Bullish	Bullish			1.13	47,032.15
15:14:48	419105	-21293	Short C	712493	650		293388	21943	Bullish	Bullish			1.7	20,856.50	15:14:48	1134605	-74567	Short C	1341848	-29268	Long UW	207243	45299	Bullish	Bearish			1.18	47,011.65
15:19:47	392360	-26745	Short C	703115	-9378	Long UW	310755	17367	Bullish	Bullish			1.79	20,859.60	15:19:47	1111386	-23219	Short C	1339216	-2632	Long UW	227830	20587	Bullish	Bearish			1.2	46,993.60
15:24:47	386418	-5942	Short C	692460	-10655	Long UW	306042	-4713	Bullish	Bullish			1.79	20,856.70	15:24:47	1082441	-28945	Short C	1321915	-17301	Long UW	239474	11644	Bullish	Bearish			1.22	46,994.10
15:29:47	381314	-5104	Short C	676427	-16033	Long UW	295113	-10929	Bullish	Bullish			1.77	20,858.30	15:29:47	984911	-97530	Short C	1257805	-64110	Long UW	272894	33420	Bullish	Bearish			1.28	46,995.35

Nifty ATM	Nifty Spot	Nifty Pre Cl	Nifty Open	Nifty High	Nifty Low	India VIX	Current Expiry	Exp High	20,955.50	91.45	Not Break	Resistanc	21000	BN ATM	BN Spot	BN Pre CL	BN Open	BN High	BN Low	India VIX	Tuesday	Exp High	47,226.20	-4.35	Breakout	Resistanc	47000
20850	20,855.10	20686.8	20,808.90	20,864.05	20,711.15	13.46	2023-12-07	Exp Low	20,662.30	48.85	Not Break	Support	20700	47000	47,012.25	46,431.40	46,895.90	47,230.55	46,653.65	13.46		Exp Low	46,565.60	88.05	Not Break	Support	47000
Time	Call COI (Bearish)	Call COI (+▲)	Short Covering	Put COI (Bullish)	Put COI (+▲)	Long UW	NET Oi	+▲	Net Oi Signal	Price Action Signal		Nifty PCR	Nifty LTP	Time	Call COI (Bearish)	Call COI (+▲)	Short Covering	Put COI (Bullish)	Put COI (+▲)	Long Unwinding	NET Oi	+▲	Net Oi Signal	Price Action Signal		BN PCR	BN LTP
09:16:00	149322	0		263931	0		114609	0	Bullish	Wait		1.77	20,733.30	09:16:00	1060073	0		458866	0		-601207	0	Bearish	Wait		0.43	46,729.85
09:26:00	424030	274708		354071	90140		-69959	-184568	Bearish	Bearish		0.84	20,728.10	09:26:00	1274195	214122		845801	386935		-428394	172813	Bearish	Bullish		0.66	46,738.55
09:36:00	457064	33034		412995	58924		-44069	25890	Bearish	Bullish		0.9	20,756.55	09:36:00	1416694	141899		1032697	186896		-383397	44997	Bearish	Bullish		0.73	46,799.50
09:46:00	462793	5729		473472	60477		10679	54748	Bullish	Bullish		1.02	20,781.10	09:46:00	1466876	50782		1154809	122112		-312067	71330	Bearish	Bullish		0.79	46,804.95
09:56:01	431331	-31462	Short C	531909	58437		100578	89899	Bullish	Bearish		1.23	20,778.40	09:56:01	1212126	-254750	Short C	1150411	-4398	Long UW	-61715	250352	Bearish	Bullish		0.95	46,911.95
10:06:31	458882	27551		537025	5116		78143	-22435	Bullish	Bullish		1.17	20,792.70	10:06:31	1276516	64390		1238972	88561		-37544	24171	Bearish	Bullish		0.97	46,972.25
10:16:02	463412	4530		576933	39908		113521	35378	Bullish	Bullish		1.24	20,807.85	10:16:02	1247985	-28531	Short C	1290474	51502		42489	80033	Bullish	Bullish		1.03	47,042.40
10:26:00	389750	-73662	Short C	593978	17045		204228	90707	Bullish	Bullish		1.52	20,819.80	10:26:00	1026784	-221201	Short C	1225778	-64696	Long UW	198994	156505	Bullish	Bullish		1.19	47,157.55
10:36:00	395550	5800		602202	8224		206652	2424	Bullish	Bearish		1.52	20,816.60	10:36:00	1011256	-15528	Short C	1275282	49504		264026	65032	Bullish	Bearish		1.26	47,102.85
10:46:00	414198	18648		594050	-8152	Long UW	179852	-26800	Bullish	Bullish		1.43	20,834.95	10:46:00	1004930	-6326	Short C	1284946	9664		280016	15990	Bullish	Bullish		1.28	47,142.80
10:56:00	423036	8838		612899	18849		189863	10011	Bullish	Bullish		1.45	20,840.20	10:56:00	1029050	24120		1343597	58651		314547	34531	Bullish	Bearish		1.31	47,131.75
11:06:00	408741	-14295	Short C	631409	18510		222668	32805	Bullish	Bearish		1.54	20,839.25	11:06:00	1035969	6919		1370596	26999		334627	20080	Bullish	Bearish		1.32	47,126.60
11:16:01	407177	-1564	Short C	638413	7004		231236	8568	Bullish	Bearish		1.57	20,822.70	11:16:01	1063859	27890		1338801	-31795	Long UW	274942	-59685	Bullish	Bearish		1.26	47,022.75
11:26:00	412999	5822		622041	-16372	Long UW	209042	-22194	Bullish	Bearish		1.51	20,797.65	11:26:00	1134855	70996		1214098	-124703	Long UW	79243	-195699	Bullish	Bearish		1.07	46,939.95
11:36:00	428534	15535		621008	-1033	Long UW	192474	-16568	Bullish	Bearish		1.45	20,759.50	11:36:00	1189459	54604		1244920	30822		55461	-23782	Bullish	Bearish		1.05	46,821.00
11:46:00	463464	34930		588033	-32975	Long UW	124569	-67905	Bullish	Bearish		1.27	20,744.50	11:46:00	1285537	96078		1240667	-4253	Long UW	-44870	-100331	Bearish	Bearish		0.97	46,770.10
11:56:00	471604	8140		567686	-20347	Long UW	96082	-28487	Bullish	Bearish		1.2	20,733.75	11:56:00	1321770	36233		1269226	28559		-52544	-7674	Bearish	Bearish		0.96	46,763.55
12:06:00	490104	18500		569539	1853		79435	-16647	Bullish	Bullish		1.16	20,767.30	12:06:00	1312585	-9187	Short C	1251485	-17741	Long UW	-61098	-8554	Bearish	Bullish		0.95	46,913.55
12:16:00	492390	2286		574743	5204		82353	2918	Bullish	Bullish		1.17	20,773.00	12:16:00	1322104	9521		1258743	7258		-63361	-2263	Bearish	Bearish		0.95	46,862.25
12:26:02	493664	1274		592757	18014		99093	16740	Bullish	Bullish		1.2	20,778.15	12:26:02	1333586	11482		1270889	12146		-62697	664	Bearish	Bullish		0.95	46,879.50
12:36:00	499760	6096		601663	8906		101903	2810	Bullish	Bullish		1.2	20,782.60	12:36:00	1353934	20348		1273432	2543		-80502	-17805	Bearish	Bullish		0.94	46,892.95
12:46:00	490509	-9251	Short C	607125	5462		116616	14713	Bullish	Bearish		1.24	20,779.45	12:46:00	1361651	7717		1302076	28644		-59575	20927	Bearish	Bearish		0.96	46,884.70
12:56:02	482648	-7861	Short C	612610	5485		129962	13346	Bullish	Bullish		1.27	20,801.55	12:56:02	1327764	-33887	Short C	1297142	-4934	Long UW	-30622	28953	Bearish	Bullish		0.98	46,967.30
13:06:01	480665	-1983	Short C	630477	17867		149812	19850	Bullish	Bearish		1.31	20,798.60	13:06:01	1342940	15176		1318748	21606		-24192	6430	Bearish	Bearish		0.98	46,950.60
13:16:01	474489	-6176	Short C	638362	7885		163873	14061	Bullish	Bullish		1.35	20,802.40	13:16:01	1333811	-9129	Short C	1335510	16762		1699	25891	Bullish	Bullish		1	47,007.85
13:26:02	478049	3560		648342	9980		170293	6420	Bullish	Bearish		1.36	20,800.25	13:26:02	1301237	-32574	Short C	1346343	10833		45106	43407	Bullish	Bearish		1.03	46,998.85
13:36:01	477274	-775		648164	-178		170890	597	Bullish	Bullish		1.36	20,815.70	13:36:01	1305786	4549		1354490	8147		48704	3598	Bullish	Bullish		1.04	47,019.80
13:46:00	475900	-1374	Short C	665717	17553		189817	18927	Bullish	Bullish		1.4	20,818.20	13:46:00	1226630	-79156	Short C	1381614	27124		154984	106280	Bullish	Bullish		1.13	47,069.65
13:56:01	478042	2142		674390	8673		196348	6531	Bullish	Bearish		1.41	20,815.35	13:56:01	1248503	21873		1395733	14119		147230	-7754	Bullish	Bearish		1.12	47,033.80
14:06:00	469394	-8648	Short C	673201	-1189	Long UW	203807	7459	Bullish	Bearish		1.43	20,791.80	14:06:00	1261821	13318		1400540	4807		138719	-8511	Bullish	Bearish		1.11	46,951.60
14:16:00	478335	8941		662216	-10985	Long UW	183881	-19926	Bullish	Bullish		1.38	20,808.30	14:16:00	1292364	30543		1386616	-13924	Long UW	94252	-44467	Bullish	Bullish		1.07	46,973.90
14:26:01	486522	8187		667695	5479		181173	-2708	Bullish	Bearish		1.37	20,805.90	14:26:01	1304363	11999		1402093	15477		97730	3478	Bullish	Bullish		1.07	46,986.35
14:36:00	491509	4987		677230	9535		185721	4548	Bullish	Bullish		1.38	20,817.70	14:36:00	1281613	-22750	Short C	1384946	-17147	Long UW	103333	5603	Bullish	Bullish		1.08	47,003.55
14:46:00	484869	-6640	Short C	693917	16687		209048	23327	Bullish	Bullish		1.43	20,824.85	14:46:00	1276193	-5420	Short C	1380374	-4572	Long UW	104181	848	Bullish	Bearish		1.08	47,002.45
14:56:01	490582	5713		700046	6129		209464	416	Bullish	Bullish		1.43	20,828.55	14:56:01	1239559	-36634	Short C	1394751	14377		155192	51011	Bullish	Bearish		1.13	46,991.70
15:06:00	455656	-34926	Short C	708343	8297		252687	43223	Bullish	Bullish		1.55	20,849.00	15:06:00	1243300	3741		1407789	13038		164489	9297	Bullish	Bullish		1.13	47,009.30
15:16:00	404731	-50925	Short C	708156	-187		303425	50738	Bullish	Bullish		1.75	20,858.60	15:16:00	1130850	-112450	Short C	1341848	-65941	Long UW	210998	46509	Bullish	Bullish		1.19	47,019.35
15:26:00	382950	-21781	Short C	681471	-26685	Long UW	298521	-4904	Bullish	Bullish		1.78	20,859.60	15:26:00	1052087	-78763	Short C	1306009	-35839	Long UW	253922	42924	Bullish	Bearish		1.24	47,006.60

Nifty ATM	Nifty Spot	Nifty Pre Cl	Nifty Open	Nifty High	Nifty Low	India VIX	Current Expiry	Exp High	20,955.50	91.45	Not Break	Resistanc	21000	BN ATM	BN Spot	BN Pre CL	BN Open	BN High	BN Low	India VIX	Tuesday		Exp High	47,226.20	-4.35	Breakout	Resistanc	47000	
20860	20,855.10	20866.8	20,808.90	20,864.05	20,711.15	13.46	2023-12-07	Exp Low	20,662.30	48.85	Not Break	Support	20700	47000	47,012.25	46,431.40	46,895.90	47,230.55	46,653.65	13.46			Exp Low	46,565.60	88.05	Not Break	Support	47000	
Time	Call COI (Bearish ▼)	Call COI (+▲▼)	Short Covering	Put COI (Bullish ▲)	Put COI (+▲▼)	Long UW	NET Oi	+▲▼	Net Oi Signal	Price Action Signal			Nifty PCR	Nifty LTP	Time	Call COI (Bearish ▼)	Call COI (+▲▼)	Short Covering	Put COI (Bullish ▲)	Put COI (+▲▼)	Long Unwinding	NET Oi	+▲▼	Net Oi Signal	Price Action Signal			BN PCR	BN LTP
09:16:29	149322	0		263931	0		114609	0	Bullish	Wait			1.77	20,733.30	09:16:29	1060073	0		458866	0		-601207	0	Bearish	Wait			0.43	46,729.85
09:31:29	441652	292330		390386	126455		-51266	-165875	Bearish	Bullish			0.88	20,753.95	09:31:29	1343470	283397		977559	518693		-365911	235296	Bearish	Bullish			0.73	46,769.20
09:46:30	462793	21141		473472	83086		10679	61945	Bullish	Bullish			1.02	20,781.10	09:46:30	1466876	123406		1154809	177250		-312067	53844	Bearish	Bullish			0.79	46,804.95
10:01:30	450647	-12146	Short C	533463	59991		82816	72137	Bullish	Bearish			1.18	20,773.20	10:01:30	1265842	-201034	Short C	1220759	65950		-45083	266984	Bearish	Bullish			0.96	46,932.20
10:16:29	463412	12765		576933	43470		113521	30705	Bullish	Bullish			1.24	20,807.85	10:16:29	1247985	-17857	Short C	1290474	69715		42489	87572	Bullish	Bullish			1.03	47,042.40
10:31:30	391160	-72252	Short C	597525	20592		206365	92844	Bullish	Bullish			1.53	20,823.25	10:31:30	1009798	-238187	Short C	1273429	-17045	Long UW	263631	221142	Bullish	Bullish			1.26	47,133.90
10:46:29	414198	23038		594050	-3475	Long UW	179852	-26513	Bullish	Bullish			1.43	20,834.95	10:46:29	1004930	-4868	Short C	1284946	11517		280016	16385	Bullish	Bullish			1.28	47,142.80
11:01:30	417384	3186		622549	28499		205165	25313	Bullish	Bullish			1.49	20,842.70	11:01:30	1027633	22703		1354113	69167		326480	46464	Bullish	Bullish			1.32	47,163.00
11:16:29	407177	-10207	Short C	638413	15864		231236	26071	Bullish	Bearish			1.57	20,822.70	11:16:29	1063859	36226		1338801	-15312	Long UW	274942	-51538	Bullish	Bearish			1.26	47,022.75
11:31:30	420068	12891		616575	-21838	Long UW	196507	-34729	Bullish	Bearish			1.47	20,793.70	11:31:30	1170874	107015		1238665	-100136	Long UW	67791	-207151	Bullish	Bearish			1.06	46,915.65
11:46:30	463464	43396		588033	-28542	Long UW	124569	-71938	Bullish	Bearish			1.27	20,744.50	11:46:30	1285537	114663		1240667	2002		-44870	-112661	Bearish	Bearish			0.97	46,770.10
12:01:31	484710	21246		566600	-21433	Long UW	81890	-42679	Bullish	Bullish			1.17	20,758.15	12:01:31	1323915	38378		1242957	2290		-80958	-36088	Bearish	Bullish			0.94	46,874.85
12:16:29	492390	7680		574743	8143		82353	463	Bullish	Bullish			1.17	20,773.00	12:16:29	1322104	-1811	Short C	1258743	15786		-63361	17597	Bearish	Bearish			0.95	46,862.25
12:31:29	497373	4983		598556	23813		101183	18830	Bullish	Bullish			1.2	20,780.45	12:31:29	1341707	19603		1274945	16202		-66762	-3401	Bearish	Bullish			0.95	46,885.70
12:46:29	490509	-6864	Short C	607125	8569		116616	15433	Bullish	Bearish			1.24	20,779.45	12:46:29	1361651	19944		1302076	27131		-59575	7187	Bearish	Bearish			0.96	46,884.70
13:01:29	482567	-7942	Short C	625852	18727		143285	26669	Bullish	Bullish			1.3	20,810.75	13:01:29	1328546	-33105	Short C	1316278	14202		-12268	47307	Bearish	Bullish			0.99	46,988.40
13:16:30	474489	-8078	Short C	638362	12510		163873	20588	Bullish	Bearish			1.35	20,802.40	13:16:30	1333811	5265		1335510	19232		1699	13967	Bullish	Bullish			1	47,007.85
13:31:32	484461	9972		651049	12687		166588	2715	Bullish	Bullish			1.34	20,806.20	13:31:32	1314372	-19439	Short C	1353321	17811		38949	37250	Bullish	Bearish			1.03	46,988.65
13:46:30	475900	-8561	Short C	665717	14668		189817	23229	Bullish	Bullish			1.4	20,818.20	13:46:30	1226630	-87742	Short C	1381614	28293		154984	116035	Bullish	Bullish			1.13	47,069.65
14:01:29	469424	-6476	Short C	673303	7586		203879	14062	Bullish	Bearish			1.43	20,802.50	14:01:29	1260878	34248		1398448	16834		137570	-17414	Bullish	Bearish			1.11	46,989.70
14:16:30	478335	8911		662216	-11087	Long UW	183881	-19998	Bullish	Bullish			1.38	20,808.30	14:16:30	1292364	31486		1386616	-11832	Long UW	94252	-43318	Bullish	Bearish			1.07	46,973.90
14:31:29	486750	8415		672172	9956		185422	1541	Bullish	Bullish			1.38	20,814.55	14:31:29	1288703	-3661	Short C	1391959	5343		103256	9004	Bullish	Bullish			1.08	46,996.45
14:46:30	484869	-1881	Short C	693917	21745		209048	23626	Bullish	Bullish			1.43	20,824.85	14:46:30	1276193	-12510	Short C	1380374	-11585	Long UW	104181	925	Bullish	Bullish			1.08	47,002.45
15:01:29	484755	-114		703006	9089		218251	9203	Bullish	Bullish			1.45	20,844.55	15:01:29	1234478	-41715	Short C	1392665	12291		158187	54006	Bullish	Bullish			1.13	47,023.20
15:16:29	404731	-80024	Short C	708156	5150		303425	85174	Bullish	Bullish			1.75	20,858.60	15:16:29	1130850	-103628	Short C	1341848	-50817	Long UW	210998	52811	Bullish	Bearish			1.19	47,019.35
15:31:30	381314	-23417	Short C	676427	-31729	Long UW	295113	-8312	Bullish	Bearish			1.77	20,855.30	15:31:30	984911	-145939	Short C	1257805	-84043	Long UW	272894	61896	Bullish	Bearish			1.28	46,965.50

Bank Nifty Component						Nifty Component					
Sr No	Name	LTP	Prev Cl	Change	Gainer	Sr No	Name	LTP	Prev Cl	Change	Gainer
1	HDFC Bank	1,623.70	1,609.40	14.30	11	1	RELIANCE	2437.95	2420.20	17.75	34
2	ICICI Bank	1,013.45	991.20	22.25	Looser	2	HDFCBANK	1623.25	1609.40	13.85	Looser
3	SBI	608.25	594.70	13.55	1	3	INFY	1454.90	1464.35	-9.45	17
4	Kotak Mahindra Bank	1,827.00	1,818.55	8.45		4	ICICIBANK	1011.85	991.20	20.65	
5	Axis Bank	1,132.45	1,125.60	6.85		5	TCS	3531.85	3512.45	19.40	
6	IndusInd Bank	1,506.60	1,514.65	-8.05		6	KOTAKBANK	1828.45	1818.55	9.90	
7	Bank of Baroda Ltd	210.85	209.05	1.80		7	HINDUNILVR	2563.00	2602.30	-39.30	
8	AU Small Finance Bank	760.00	753.75	6.25		8	AXISBANK	1132.95	1125.60	7.35	
9	Federal Bank	156.55	154.05	2.50		9	LT	3315.05	3313.55	1.50	
10	IDFC First Bank	89.25	86.95	2.30		10	ITC	451.95	454.05	-2.10	
11	Bandhan Bank	238.95	234.30	4.65		11	SBIN	608.90	594.70	14.20	
12	Punjab National Bank	84.95	83.75	1.20		12	BAJFINANCE	7353.00	7407.65	-54.65	
						13	ASIANPAINT	3220.20	3194.55	25.65	
						14	BHARTIARTL	1030.80	1032.90	-2.10	
						15	HCLTECH	1319.70	1337.95	-18.25	
						16	MARUTI	10721.95	10599.45	122.50	
						17	TATASTEEL	131.65	131.00	0.65	
						18	WIPRO	404.65	407.45	-2.80	
						19	ULTRACEMCO	9338.75	9317.75	21.00	
						20	M&M	1684.50	1656.85	27.65	
						21	BAJAJFINSV	1694.20	1696.25	-2.05	
						22	SUNPHARMA	1239.35	1231.15	8.20	
						23	TITAN	3550.00	3488.40	61.60	
						24	TECHM	1222.95	1223.90	-0.95	
						25	DRREDDY	5781.00	5756.00	25.00	
						26	JSWSTEEL	822.75	819.60	3.15	
						27	NESTLEIND	24608.70	24402.80	205.90	
						28	INDUSINDBK	1507.40	1514.65	-7.25	
						29	TATAMOTORS	708.55	705.60	2.95	
						30	POWERGRID	222.85	212.90	9.95	
						31	GRASIM	2074.15	2052.95	21.20	
						32	HDFCLIFE	673.75	674.95	-1.20	
						33	DIVISLAB	3744.35	3798.10	-53.75	
Common Stocks & its Weightage in Nifty50 & Bank Nifty											
	Sr no	Common Stocks	Nifty50	Bank Nifty							
	1	HDFCBANK	8.87	26.30							
	2	ICICIBANK	8.00	24.67							
	3	AXISBANK	2.29	12.18							
	4	SBIN	2.66	11.03							
	5	KOTAKBANK	3.91	10.63							
	6	INDUSINDBK	0.80	5.44							
			26.53	90.25							
Fin Nifty Component											
Sr No	Name	LTP	Prev Cl	Change	Gainer						
1	IEX	143.85	144.95	-1.10	9						
2	SBICARD	747.50	751.70	-4.20	Looser						
3	ICICIGI	1,464.00	1,470.90	-6.90	11						
4	LICHSGFIN	499.10	507.55	-8.45							
5	BAJFINANCE	7,353.00	7,407.65	-54.65							
6	SBILIFE	1,461.75	1,454.00	7.75							
7	AXISBANK	1,132.95	1,125.60	7.35							

8	BAJAJFINSV	1,694.20	1,696.25	-2.05			34	NTPC	286.50	274.80	11.70
9	SBIN	608.90	594.70	14.20			35	HINDALCO	521.00	519.25	1.75
10	ICICIBANK	1,011.85	991.20	20.65			36	BAJAJ-AUTO	6139.20	6201.70	-62.50
11	MUTHOOTFIN	1,435.00	1,464.85	-29.85			37	ADANI PORTS	1010.00	878.65	131.35
12	KOTAKBANK	1,828.45	1,818.55	9.90			38	CIPLA	1221.50	1216.50	5.00
13	CHOLAFIN	1,138.50	1,148.75	-10.25			39	TATA CONSUM	949.60	946.65	2.95
14	HDFCBANK	1,623.25	1,609.40	13.85			40	SBILIFE	1461.75	1454.00	7.75
15	RECLTD	392.50	389.80	2.70			41	BPCL	471.50	461.50	10.00
16	HDFCLIFE	673.75	674.95	-1.20			42	UPL	581.70	578.90	2.80
17	ICICIPRULI	544.35	563.30	-18.95			43	BRITANNIA	4959.95	4937.75	22.20
18	SHRIRAMFIN	2,062.80	2,094.45	-31.65			44	ONGC	201.85	202.05	-0.20
19	PFC	378.00	371.70	6.30			45	EICHERMOT	4140.00	4180.35	-40.35
20	HDFCAMC	3,029.00	2,953.55	75.45			46	HEROMOTOCO	3805.00	3797.10	7.90
							47	ADANI ENT	2979.00	2531.20	447.80
							48	COALINDIA	355.50	354.70	0.80
							49	APOLLOHOSP	5588.00	5622.55	-34.55
							50	LTIM	5488.05	5577.40	-89.35

Sectors	Per % Change	Ranking			1 - Metal		2 - Oil & Gas		3 - Banking		4 - Consumer Durables	
Metal	29.16%	1	Rank	Stock Name	LTP	Stock Name	LTP	Stock Name	LTP	Stock Name	LTP	
Oil & Gas	24.08%	2	1	ADANIENT	2979 (447.8)	ATGL	878.7 (146.45)	IDFCFIRSTB	89.55 (2.6)	BLUESTARCO	1023 (31.05)	
Banking	15.36%	3	2	WELCORP	558.9 (26.15)	BPCL	471.5 (10)	SBIN	608.9 (14.2)	WHIRLPOOL	1355 (33.95)	
Consumer Durables	9.54%	4	3	JSL	540.1 (16.8)	MGL	1116 (17.25)	ICICIBANK	1011.85 (20.65)	TITAN	3550 (61.6)	
Automobile	7.37%	5	4	HINDZINC	324.95 (7.05)	IOC	117.7 (1.8)	BANDHANBNK	238.4 (4.1)	BATAINDIA	1649 (19)	
FMCG	6.62%	6	5	SAIL	95.85 (1.85)	HINDPETRO	381.15 (4.65)	PNB	84.95 (1.2)	AMBER	3144.9 (32.4)	
Media	1.37%	7	6	RATNAMANI	3818.6 (19.9)	RELIANCE	2437.95 (17.75)	FEDERALBNK	156.25 (2.2)	ORIENTELEC	220 (1.5)	
Pharma	-4.10%	8	7	TATASTEEL	131.65 (0.65)	IGL	403.8 (2.6)	AUBANK	760.5 (6.75)	KAJARIACER	1392 (8.9)	
Realty	-7.52%	9	8	JSWSTEEL	822.75 (3.15)	GUJGASLTD	444.25 (2.4)	HDFCBANK	1623.25 (13.85)	VGUARD	301.1 (1.75)	
IT	-8.44%	10	9	HINDALCO	521 (1.75)	PETRONET	206.25 (1.1)	BANKBARODA	210.75 (1.7)	CROMPTON	296.2 (1.4)	
Company Name	Sector	Symbol	O=H (Bearish)	O=L (Bullish)	LTP	Change	Per % Change	Prev Cl	Open	High	Low	
AU Small Finance Bank Ltd.	Banking	AUBANK			760.5	6.75	0.90%	753.75	756	767	744.2	
Axis Bank Ltd.	Banking	AXISBANK			1132.95	7.35	0.65%	1125.6	1136.8	1151.85	1127.15	
Bandhan Bank Ltd.	Banking	BANDHANBNK			238.4	4.1	1.75%	234.3	235.1	240	230.7	
Bank of Baroda	Banking	BANKBARODA			210.75	1.7	0.81%	209.05	209.55	214.7	209.1	
Federal Bank Ltd.	Banking	FEDERALBNK			156.25	2.2	1.43%	154.05	156	159	154.45	
HDFC Bank Ltd.	Banking	HDFCBANK			1623.25	13.85	0.86%	1609.4	1636.5	1639	1616.5	
ICICI Bank Ltd.	Banking	ICICIBANK			1011.85	20.65	2.08%	991.2	1002.5	1015.75	995.05	
IDFC First Bank Ltd.	Banking	IDFCFIRSTB			89.55	2.6	2.99%	86.95	87.25	90.65	86.8	
IndusInd Bank Ltd.	Banking	INDUSINDBK			1507.4	-7.25	-0.48%	1514.65	1519.8	1525.5	1486.5	
Kotak Mahindra Bank Ltd.	Banking	KOTAKBANK			1828.45	9.9	0.54%	1818.55	1828	1837	1808.5	
Punjab National Bank	Banking	PNB			84.95	1.2	1.43%	83.75	84.2	85.8	83.5	
State Bank of India	Banking	SBIN		O=L	608.9	14.2	2.39%	594.7	595.05	611.3	595.05	
Ashok Leyland Ltd.	Automobile	ASHOKLEY			175	0.55	0.32%	174.45	175.45	177	173.1	
Bajaj Auto Ltd.	Automobile	BAJAJ-AUTO	O=H		6139.2	-62.5	-1.01%	6201.7	6194.05	6194.05	6111.1	
Balkrishna Industries Ltd.	Automobile	BALKRISIND			2598	37.2	1.45%	2560.8	2571	2609.9	2548.2	
Bharat Forge Ltd.	Automobile	BHARATFORG			1170	12.8	1.11%	1157.2	1164	1185.95	1158.3	
Bosch Ltd.	Automobile	BOSCHLTD			21605	-339.45	-1.55%	21944.45	21944.45	22127.95	21600	
Eicher Motors Ltd.	Automobile	EICHERMOT			4140	-40.35	-0.97%	4180.35	4181	4195.25	4100	
Hero MotoCorp Ltd.	Automobile	HEROMOTOCO			3805	7.9	0.21%	3797.1	3798	3825	3779.1	
MRF Ltd.	Automobile	MRF			113700	2193.35	1.97%	111506.65	111690	114459	110985.05	
Mahindra & Mahindra Ltd.	Automobile	M&M			1684.5	27.65	1.67%	1656.85	1660.9	1708	1640.6	
Maruti Suzuki India Ltd.	Automobile	MARUTI			10721.95	122.5	1.16%	10599.45	10650.9	10770	10563.4	
Samvardhana Motherson International Ltd.	Automobile	MOTHERSON			93.25	0.3	0.32%	92.95	93.05	94	92.25	
Sona BLW Precision Forgings Ltd.	Automobile	SONACOMS			579	16.65	2.96%	562.35	562.8	579.95	562.55	
TVS Motor Company Ltd.	Automobile	TVSMOTOR			1903	-0.95	-0.05%	1903.95	1918	1923.55	1895.25	
Tata Motors Ltd.	Automobile	TATAMOTORS			708.55	2.95	0.42%	705.6	705.9	714.9	705	
Tube Investments of India Ltd.	Automobile	TIINDIA	O=H		3327.8	-21.2	-0.63%	3349	3360	3360	3302	
Britannia Industries Ltd.	FMCG	BRITANNIA			4959.95	22.2	0.45%	4937.75	4937.75	4975	4933	
Colgate Palmolive (India) Ltd.	FMCG	COLPAL			2319.95	31.1	1.36%	2288.85	2293.95	2328.55	2285.2	
Dabur India Ltd.	FMCG	DABUR			551.4	4.4	0.80%	547	548.95	552.5	546.8	
Emami Ltd.	FMCG	EMAMILTD			509.25	0.1	0.02%	509.15	512.45	519	509.25	
Godrej Consumer Products Ltd.	FMCG	GODREJCP			1046	4.25	0.41%	1041.75	1044	1053.8	1037.05	
Hindustan Unilever Ltd.	FMCG	HINDUNILVR	O=H		2563	-39.3	-1.51%	2602.3	2637	2637	2556.3	
ITC Ltd.	FMCG	ITC			451.95	-2.1	-0.46%	454.05	455	457.8	451.8	

Marico Ltd.	FMCG	MARICO		O=L	536.5	0.5	0.09%	536	534.25	539.75	534.25	
Nestle India Ltd.	FMCG	NESTLEIND			24608.7	205.9	0.84%	24402.8	24451	24673.85	24402.8	
Procter & Gamble Hygiene & Health Care Ltd	FMCG	PGHH			17381.05	-113.1	-0.65%	17494.15	17494.15	17659	17201	
Radico Khaitan Ltd	FMCG	RADICO			1715	65.5	3.97%	1649.5	1646.4	1885.1	1646	
Tata Consumer Products Ltd.	FMCG	TATACONSUM			949.6	2.95	0.31%	946.65	946.7	954.15	944.15	
United Breweries Ltd.	FMCG	UBL			1705.1	3.1	0.18%	1702	1701.05	1727.4	1687.6	
United Spirits Ltd.	FMCG	MCDOWELL-N			1069.5	19.15	1.82%	1050.35	1050	1081.5	1049.3	
Varun Beverages Ltd.	FMCG	VBL			1059.5	-10.95	-1.02%	1070.45	1079.95	1084.85	1055.5	
Coforge Ltd.	IT	COFORGE			5600	-75.95	-1.34%	5675.95	5656.5	5674.45	5506	
HCL Technologies Ltd.	IT	HCLTECH		O=H	1319.7	-18.25	-1.36%	1337.95	1347	1347	1308.3	
Infosys Ltd.	IT	INFY			1454.9	-9.45	-0.65%	1464.35	1465.8	1466.9	1442	
L&T Technology Services Ltd.	IT	LTTS			4670.6	-77.5	-1.63%	4748.1	4754.95	4768.1	4620.55	
LTIMindtree Ltd.	IT	LTIM			5488.05	-89.35	-1.60%	5577.4	5575	5580	5454	
Mphasis Ltd.	IT	MPHASIS			2344.5	-26.8	-1.13%	2371.3	2365.05	2383.7	2325.55	
Persistent Systems Ltd.	IT	PERSISTENT			6408	-33.45	-0.52%	6441.45	6470	6499	6270.8	
Tata Consultancy Services Ltd.	IT	TCS		O=H	3531.85	19.4	0.55%	3512.45	3538	3538	3502.8	
Tech Mahindra Ltd.	IT	TECHM			1222.95	-0.95	-0.08%	1223.9	1224	1226.25	1208.85	
Wipro Ltd.	IT	WIPRO			404.65	-2.8	-0.69%	407.45	407.4	409	402.1	
Dish TV India Ltd.	Media	DISHTV			18.35	-0.35	-1.87%	18.7	18.95	19.2	18.2	
Hathway Cable & Datacom Ltd.	Media	HATHWAY			19.85	-0.05	-0.25%	19.9	20	20.1	19.5	
Inox Leisure Ltd.	Media	INOXLEISUR		O=H	O=L	0	0	0.00%	0	0	0	
Navneet Education Ltd.	Media	NAVNETEDUL			145.05	-0.75	-0.51%	145.8	147.5	148.2	142.5	
Nazara Technologies Ltd.	Media	NAZARA			787.2	-7.4	-0.93%	794.6	798	800.25	784.7	
Network18 Media & Investments Ltd.	Media	NETWORK18			90.75	2.05	2.31%	88.7	89.6	93	86.8	
PVR Ltd.	Media	PVR		O=H	O=L	0	0	0.00%	0	0	0	
Sun TV Network Ltd.	Media	SUNTV		O=H		664	-12.65	-1.87%	676.65	679.8	679.8	662.65
TV18 Broadcast Ltd.	Media	TV18BRDCST			52.25	2.95	5.98%	49.3	48.95	52.5	47.3	
Zee Entertainment Enterprises Ltd.	Media	ZEEL			252.1	-3.8	-1.48%	255.9	257	259.1	249.05	
APL Apollo Tubes Ltd.	Metal	APLAPOLLO			1605	-13.7	-0.85%	1618.7	1624.9	1642.9	1582	
Adani Enterprises Ltd.	Metal	ADANIEN		O=L	2979	447.8	17.69%	2531.2	2531.2	2980	2531.2	
Hindalco Industries Ltd.	Metal	HINDALCO			521	1.75	0.34%	519.25	518.35	528.8	515.45	
Hindustan Copper Ltd.	Metal	HINDCOPPER			177.7	-0.4	-0.22%	178.1	178.45	180.85	173.2	
Hindustan Zinc Ltd.	Metal	HINDZINC			324.95	7.05	2.22%	317.9	320.95	327	320	
JSW Steel Ltd.	Metal	JSWSTEEL			822.75	3.15	0.38%	819.6	816	826	814.2	
Jindal Stainless Ltd.	Metal	JSL			540.1	16.8	3.21%	523.3	525.05	544.05	521.55	
Jindal Steel & Power Ltd.	Metal	JINDALSTEL			678.5	-3	-0.44%	681.5	680.5	683.95	674.3	
MOIL Ltd.	Metal	MOIL			311.4	-1.65	-0.53%	313.05	319	327.6	307.2	
National Aluminium Co. Ltd.	Metal	NATIONALUM			96.35	-0.6	-0.62%	96.95	97	98.25	95.6	
Ratnamani Metals & Tubes Ltd.	Metal	RATNAMANI			3818.6	19.9	0.52%	3798.7	3841.8	3880	3785.1	
Steel Authority of India Ltd.	Metal	SAIL			95.85	1.85	1.97%	94	94.1	96.85	93.4	
Tata Steel Ltd.	Metal	TATASTEEL			131.65	0.65	0.50%	131	131	132.45	130	
Vedanta Ltd.	Metal	VEDL			242.1	0.2	0.08%	241.9	242.2	246.8	239	
Welspun Corp Ltd.	Metal	WELCORP			558.9	26.15	4.91%	532.75	534.7	568	534	
Abbott India Ltd.	Pharma	ABBOTINDIA			23159.65	-239.1	-1.02%	23398.75	23500	23686.95	23000.05	
Alkem Laboratories Ltd.	Pharma	ALKEM			4648.3	35.15	0.76%	4613.15	4649.95	4667.45	4589.25	
Aurobindo Pharma Ltd.	Pharma	AUROPHARMA		O=H	1025.55	-17.1	-1.64%	1042.65	1047.8	1047.8	1012.75	
Biocon Ltd.	Pharma	BIOCON			243.15	2.5	1.04%	240.65	242.1	243.4	240.3	

Cipla Ltd.	Pharma	CIPLA		1221.5	5	0.41%	1216.5	1222.6	1229	1216
Divi's Laboratories Ltd.	Pharma	DIVISLAB		3744.35	-53.75	-1.42%	3798.1	3789.05	3810	3724.05
Dr. Reddy's Laboratories Ltd.	Pharma	DRREDDY		5781	25	0.43%	5756	5765	5819	5742
Gland Pharma Ltd.	Pharma	GLAND		1811	3.15	0.17%	1807.85	1807.85	1819	1790
Glaxosmithkline Pharmaceuticals Ltd.	Pharma	GLAXO		1688.3	-7.35	-0.43%	1695.65	1700	1725.55	1686.75
Glenmark Pharmaceuticals Ltd.	Pharma	GLENMARK		778.8	3.05	0.39%	775.75	782.55	785.8	772.4
Granules India Ltd.	Pharma	GRANULES		389.1	-2.4	-0.61%	391.5	390	395.25	383.8
Ipca Laboratories Ltd.	Pharma	IPCALAB		1146	3.45	0.30%	1142.55	1147.9	1161.85	1141.5
Laurus Labs Ltd.	Pharma	LAURUSLABS		376	-3.25	-0.86%	379.25	379.4	385.4	375.25
Lupin Ltd.	Pharma	LUPIN		1263.45	2.9	0.23%	1260.55	1265.9	1273.4	1253.65
NATCO Pharma Ltd.	Pharma	NATCOPHARM		780.9	-11.25	-1.42%	792.15	794.5	794.7	778.5
Pfizer Ltd.	Pharma	PFIZER		4030	-21	-0.52%	4051	4069.9	4071.9	4025
Sanofi India Ltd.	Pharma	SANOFI		8183.5	78.65	0.97%	8104.85	8085.05	8195	8066.2
Sun Pharmaceutical Industries Ltd.	Pharma	SUNPHARMA		1239.35	8.2	0.67%	1231.15	1225.9	1239.5	1220.55
Torrent Pharmaceuticals Ltd.	Pharma	TORNTPHARM		2099.85	-33.75	-1.58%	2133.6	2135.75	2160	2096.05
Zydus Lifesciences Ltd.	Pharma	ZYDUSLIFE		633.5	0.1	0.02%	633.4	637.9	643.45	632.4
Brigade Enterprises Ltd.	Realty	BRIGADE		868.35	24	2.84%	844.35	859.8	891.75	850.5
DLF Ltd.	Realty	DLF		649.5	0.25	0.04%	649.25	652.9	654.25	639.9
Godrej Properties Ltd.	Realty	GODREJPROP		1908.8	-6.8	-0.35%	1915.6	1924.95	1931.5	1865.1
Indiabulls Real Estate Ltd.	Realty	IBREALEST		82.05	-1.35	-1.62%	83.4	83.9	84.75	81.7
Macrotech Developers Ltd.	Realty	LODHA		919	5.95	0.65%	913.05	919.05	924.8	898.85
Oberoi Realty Ltd.	Realty	OBEROIRLTY		1436.35	-2.45	-0.17%	1438.8	1445.05	1452.9	1410.2
Phoenix Mills Ltd.	Realty	PHOENIXLTD	O=H	2288.9	-82.65	-3.49%	2371.55	2384.75	2384.75	2280
Prestige Estates Projects Ltd.	Realty	PRESTIGE		1065	-39.9	-3.61%	1104.9	1107.15	1111.95	1059.35
Sobha Ltd.	Realty	SOBHA		956.4	-11.8	-1.22%	968.2	968.2	1004.95	955
Sunteck Realty Ltd.	Realty	SUNTECK		490.1	-2.95	-0.60%	493.05	495	498.2	488.5
Amber Enterprises India Ltd.	Consumer Durat	AMBER		3144.9	32.4	1.04%	3112.5	3127.9	3168.55	3100
Bata India Ltd.	Consumer Durat	BATAINDIA		1649	19	1.17%	1630	1632.15	1656.3	1623
Blue Star Ltd.	Consumer Durat	BLUESTARCO		1023	31.05	3.13%	991.95	997.8	1029.95	991.95
Crompton Greaves Consumer Electricals Ltd.	Consumer Durat	CROMPTON		296.2	1.4	0.47%	294.8	295.8	298.95	294.35
Dixon Technologies (India) Ltd.	Consumer Durat	DIXON		6030	27.8	0.46%	6002.2	6015	6162.05	5967.45
Havells India Ltd.	Consumer Durat	HAVELLS		1318	4.3	0.33%	1313.7	1313.85	1321	1305
Kajaria Ceramics Ltd.	Consumer Durat	KAJARIACER		1392	8.9	0.64%	1383.1	1385	1397.8	1376.6
Orient Electric Ltd.	Consumer Durat	ORIENTELEC		220	1.5	0.69%	218.5	219.8	221.15	217.1
Rajesh Exports Ltd.	Consumer Durat	RAJESHXPO		355.85	-4.8	-1.33%	360.65	363.25	363.6	354
Relaxo Footwears Ltd.	Consumer Durat	RELAXO		912	-5.45	-0.59%	917.45	913.35	920	909.1
TTK Prestige Ltd.	Consumer Durat	TTKPRESTIG		766.9	-6.4	-0.83%	773.3	781.05	781.8	764.35
Titan Company Ltd.	Consumer Durat	TITAN		3550	61.6	1.77%	3488.4	3488.4	3550	3479
V-Guard Industries Ltd.	Consumer Durat	VGUARD		301.1	1.75	0.58%	299.35	300.9	305.3	299.5
Voltas Ltd.	Consumer Durat	VOLTAS		833.2	-4.65	-0.55%	837.85	841.9	846.95	825.4
Whirlpool of India Ltd.	Consumer Durat	WHIRLPOOL	O=L	1355	33.95	2.57%	1321.05	1311.05	1365	1311.05
Adani Total Gas Ltd.	Oil & Gas	ATGL		878.7	146.45	20.00%	732.25	732.3	878.7	712
Aegis Logistics Ltd.	Oil & Gas	AEGISCHEM		363	-0.4	-0.11%	363.4	365.15	366.2	360.7
Bharat Petroleum Corporation Ltd.	Oil & Gas	BPCL		471.5	10	2.17%	461.5	470.05	476.45	465
Castrol India Ltd.	Oil & Gas	CASTROLIND		141	-1	-0.70%	142	143	144.5	139
GAIL (India) Ltd.	Oil & Gas	GAIL		140.45	-1.45	-1.02%	141.9	142.85	143.4	139.5
Gujarat Gas Ltd.	Oil & Gas	GUJGASLTD		444.25	2.4	0.54%	441.85	444.1	444.55	439

Gujarat State Petronet Ltd.	Oil & Gas	GSPL			284.1	-4.8	-1.66%	288.9	289.1	290.25	283.05
Hindustan Petroleum Corporation Ltd.	Oil & Gas	HINDPETRO			381.15	4.65	1.24%	376.5	381	391.5	374.15
Indian Oil Corporation Ltd.	Oil & Gas	IOC	O=H		117.7	1.8	1.55%	115.9	120	120	115.6
Indraprastha Gas Ltd.	Oil & Gas	IGL			403.8	2.6	0.65%	401.2	404.25	406.35	399.15
Mahanagar Gas Ltd.	Oil & Gas	MGL			1116	17.25	1.57%	1098.75	1098.75	1118.55	1092.2
Oil & Natural Gas Corporation Ltd.	Oil & Gas	ONGC			201.85	-0.2	-0.10%	202.05	202.2	203.95	199.15
Oil India Ltd.	Oil & Gas	OIL			323.9	-4.3	-1.31%	328.2	332.2	334.8	322.6
Petronet LNG Ltd.	Oil & Gas	PETRONET			206.25	1.1	0.54%	205.15	206.8	207.5	203.75
Reliance Industries Ltd.	Oil & Gas	RELIANCE			2437.95	17.75	0.73%	2420.2	2439	2440.85	2421.65

Top 15 Bearish Stocks | Sell !!! Sell !! Sell!!!

Symbol	Sector	O=H	Per %	LTP	OPEN	HIGH	LOW	for STBT sell after 3 pm			
CYIENT	Information Technology		-6.67%	2043.1 (-146.05)	2189.05	2189.15	2022.2				
GOKEX	Textiles		-5.75%	942.75 (-57.55)	1002.05	1022.95	898				
NIACL	Financial Services		-4.34%	231.4 (-10.5)	241.9	247.45	230.5				
AUTOAXLES	Automobile	O=H	-3.99%	2213.7 (-91.9)	2305	2305	2194.2				
PHOENIXLTD	Realty	O=H	-3.81%	2281.15 (-90.4)	2384.75	2384.75	2280				
BECTORFOOD	FMCG	O=H	-3.69%	1166.95 (-44.7)	1223.7	1223.7	1160.65				
TEGA	Capital Goods	O=H	-3.68%	973 (-37.2)	1015.75	1015.75	968.05				
KIRLOSMBROS	Capital Goods		-3.59%	983.05 (-36.65)	1029.8	1047.8	965.05				
SPANDANA	Financial Services		-3.50%	1017.35 (-36.9)	1065	1070.45	1010				
KOLTEPATIL	Realty		-3.48%	514.4 (-18.55)	530	532.3	511.6				
PRESTIGE	Realty		-3.45%	1066.8 (-38.1)	1107.15	1111.95	1066.2				
ICICIPRULI (F&O)	Financial Service	O=H	-3.30%	544.7 (-18.6)	565	565	542.25				
GRAVITA	Metals & Mining		-3.06%	1080.8 (-34.15)	1124.3	1124.95	1071.3				
ETHOSLTD	Consumer Durables		-2.91%	1901.45 (-57.05)	1958.5	1971.55	1860				
TEAMLEASE	Services		-2.75%	2513 (-71.05)	2597	2600.9	2490				

Top 15 Bullish Stocks | Buy !!! Buy !!! Buy !!!

Symbol	Sector	O=L	Per %	LTP	OPEN	HIGH	LOW	for BTST buy after 3 pm			
ATGL	Oil Gas & Fuels		20.00%	878.7 (146.45)	732.3	878.7	712				
ADANIENSOL	Power		20.00%	1084.4 (180.7)	903	1084.4	882.5				
NDTV	Media Ent & Publication		18.06%	265.7 (40.65)	225.3	268.8	221.15				
ADANIENT (F&O)	Metals & Mining	O=L	17.28%	2968.7 (437.5)	2531.2	2999.9	2531.2				
ADANIPOWER	Power		15.68%	537.55 (72.85)	463	545.8	456				
ADANIPORTS (F&O)	Services		14.95%	1010 (131.35)	884	1024.3	880				
PANAMAPET	Oil Gas & Fuels		11.25%	347 (35.1)	313.15	355	311.2				
RALLIS	Chemicals		10.71%	257.95 (24.95)	233	258.8	232.95				
AWL	FMCG		9.99%	380.85 (34.6)	348	380.85	342.35				
ACC (F&O)	Construction Materials		8.49%	2191.05 (171.55)	2023	2192.35	2013.75				
HSCCL	Chemicals		7.49%	292.05 (20.35)	272.8	292.4	268.4				
AMBUJACEM (F&O)	Construction Materials		7.03%	507.9 (33.35)	475	513.5	474.55				
JKPAPER	Forest Materials		6.76%	393.9 (24.95)	371.95	394.95	368.9				
SWANENERGY	Realty		6.72%	446 (28.1)	428.9	460.5	427.35				
GLOBUSSPR	FMCG		6.39%	892 (53.55)	844	897	840				

www.oideer.com

Tool Subscription Link:

<https://www.oideer.com/subscription-plan/>

1 Day Expiry Spacial Tool Link free to all (Activated only on Expiry Day):

<https://www.oideer.com/oidata-sheet/>

Daily Oi Report (PDF):

<https://www.oideer.com/pdf/>

Learning Videos:

<https://www.oideer.com/training-videos/>

FII-DII Data (Participant wise data):

<https://www.oideer.com/fii-dii-data/>