

30-Nov-2023 Participant Wise OI			01-Dec-2023 Participant Wise OI		
Contracts			Contracts	Change	
FII Net Index Future OI	-56948		FII Net Index Future OI	-47161	9787
DII Net Index Future OI	18602		DII Net Index Future OI	18549	-53
Pro Net Index Future OI	22634		Pro Net Index Future OI	17259	-5375
Retail Net Index Future OI	15712		Retail Net Index Future OI	11353	-4359

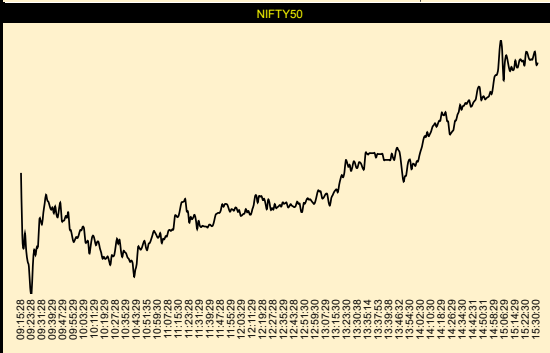
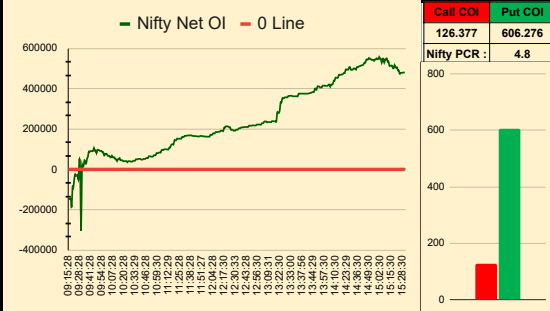


NIFTY50			BANK NIFTY		
Current Expiry	2023-12-07		Current Expiry	2023-12-06	
Nifty Prev. CI	20,267.90		BN Prev. CI	44,814.20	
Nifty50 Open	20,601.95	334.05	BN Open	45,671.50	857.30
Nifty50 High	20,702.65		BN High	46,484.45	
Nifty50 Low	20,507.75		BN Low	45,484.20	
Nifty50 Spot LTP	20,684.85	82.90	BN Spot LTP	46,430.85	759.35
Nifty50 VWAP Diff	95.60	Bullish	BN VWAP Diff	576.12	Bullish
Nifty Expected Day High	20,737.90	35.25	BN Expected Day High	45,972.90	-511.55
Nifty Expected Day Low	20,466.00	41.75	BN Expected Day Low	45,370.10	114.10
Max Call OI (Resistance)	21000	144,252	Max Call OI (Resistance)	47000	218,413
Max Put OI (Support)	20500	155,229	Max Put OI (Support)	46000	243,423
Nifty50 SRR is	Bullish	1.08	Bank Nifty SRR is	Bullish	1.11
SRR Says 20500 Strike is Strong Support			SRR Says 46000 Strike is Strong Support		

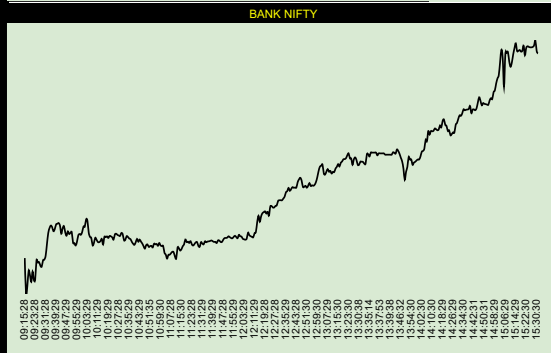
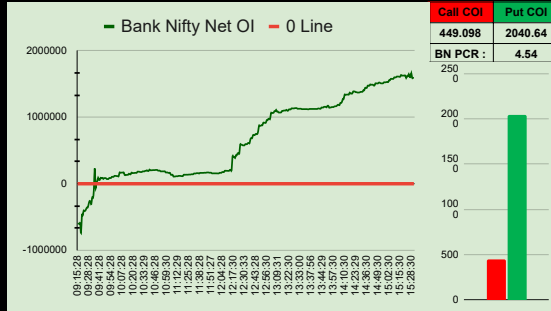
CALL COI	PCR	PUT COI	CALL COI	PCR	PUT COI
126377	4.8	606276	449098	4.54	2040640
Price Action	NET OI	VWAP Diff	Price Action	NET OI	VWAP Diff
Bearish	Bullish	89.66	Bearish	Bullish	573.71

Global Markets					
US	US	Canada	LONDON	JAPAN	CHINA
Dow Jones	Nasdaq	S&P/TSX	FTSE 100	Nikkei 225	Hang Seng
36,245.50	14,305.03	20,452.87	7,498.85	33,231.27	16,650.00
+294.61(0.82%)	+78.81(0.55%)	+216.58(1.07%)	-30.5(-0.41%)	-244.01(-0.73%)	-197(-1.17%)


04-Dec-2023 15:32:24 OIDeer.com					
Strike	Open Interest	Strike	Open Interest	Strike	Open Interest
Call Writer (OTM)	20850	39460	Call Writer (OTM)	46700	62861
Call Writer (ATM)	20800	103824	Call Writer (ATM)	46600	76613
Call Writer (ITM)	20750	58289	Call Writer (ITM)	46500	176585
Call Writer (Total)	20700	119309	Call Writer (Total)	46400	85416
Put Writer (ATM)	20650	42617	Put Writer (ATM)	46300	97476
Put Writer (ITM)	20600	133172	Put Writer (ITM)	46200	110636
Put Writer (Total)	20550	73211	Put Writer (Total)	46100	73219
Call Writer (Total)	20850	310491	Call Writer (Total)	46700	350080





Top 15 Bearish Stocks Sell !!! Sell !!! Sell !!!						
Symbol	Sector	O=H	LTP	OPEN	HIGH	LOW
WHIRLPOOL	Consumer Durable	O=H	1327.65 (-88.35)	1425	1439	1320
ETHOSLTD	Consumer Durable	O=H	1953.95 (-114.35)	2095	2093.95	1940.9
KNRCON	Construction	O=H	269.9 (-15.7)	287	289.7	269.2
ZEEL (F&O)	Media Ent & Publicat	O=H	255.4 (-11.15)	267	268.6	254.45
WESTLIFE	Consumer Service	O=H	964.7 (-29.4)	928.3	928.3	863.45
BIKAJI	FMCG	O=H	537.95 (-15.9)	559.95	559.95	537.05
LUPIN (F&O)	Healthcare	O=H	1260 (-36.65)	1308.95	1308.95	1256
ANGELONE	Financial Services	O=H	2970 (-85.55)	3110	3110	2966
CAPLIPONT	Healthcare	O=H	1260.9 (-33.55)	1328.4	1328.4	1240
PGEL	Consumer Durable	O=H	2294.9 (-54.65)	2362	2384.9	2290
POLICYBZR	Financial Services	O=H	841.85 (-19.45)	885.75	891	841.2
HGINFRA	Construction	O=H	843.35 (-19)	884.5	888	837
PAYTM	Financial Services	O=H	853.75 (-16.9)	878.35	881.15	853.3
JINDALSAW	Capital Goods	O=H	461.95 (-8.75)	484.95	484.95	457
MOIL	Metals & Mining	O=H	311.5 (-5.85)	324.9	329.9	310.5





Top 15 Bullish Stocks Buy !!! Buy !!! Buy !!!							
#	Symbol	Sector	O=L	LTP	OPEN	HIGH	LOW
1	INOXWIND	Capital Goods	O=L	335.75 (47.85)	296.45	335.9	292.1
2	GSFC	Chemicals	O=L	215.15 (21.45)	197.5	219.7	196.5
3	CYIENT	Information Technol	O=L	2215 (216.55)	2005	2222	2004.8
4	AARTIPHARM	Healthcare	O=L	469 (43.5)	448	484.9	433.2
5	ADANIGREEN	Power	O=L	1121 (94.5)	1160	1184	1092.55
6	INDPETRO (F&O)	Oil Gas & Fuels	O=L	376.95 (31.4)	355	379.45	355
7	360ONE	Financial Services	O=L	632.9 (47.1)	608.95	633.45	597.25
8	HEG	Capital Goods	O=L	1792 (129.4)	1679	1810	1664.05
9	MAXHEALTH	Healthcare	O=L	701.9 (49.55)	658.5	702.95	651.05
10	BLS	Consumer Service	O=L	282.65 (19.85)	269	285.65	267.3
11	MBUJACEM (F&O)	Construction Materi	O=L	474 (32)	460	475.8	453.25
12	LICI	Financial Service	O=L	719.1 (48.2)	680	727.7	680
13	ADANIENT (F&O)	Metals & Mining	O=L	2524 (161.3)	2549.95	2595	2487.45
14	ACC (F&O)	Construction Materi	O=L	2020 (119.75)	1979	2031.8	1950
15	BANIPORTS (F&O)	Services	O=L	879.2 (51.4)	865	883.35	858.5


Nifty ATM		Current Expiry	Exp High :	20,737.90	35.25	Not Break	Resistanc	21000	BN ATM	Monday		Exp High :	45,972.90	-511.55	Breakout	Resistanc	47000
20700		2023-12-07	Exp Low :	20,466.00	41.75	Not Break	Support	20500	46400			Exp Low :	45,370.10	114.10	Not Break	Support	46000
Time	NET Oi	+▲-▼	Net Oi Signal	Price Action Signal	VWAP Diff	Strike	Nifty PCR	Nifty LTP	Time	NET Oi	+▲-▼	Net Oi Signal	Price Action Signal	VWAP Diff	Strike	BN PCR	BN LTP
09:15:28	-147075	0	Bearish	Wait	-13.25		0.14	20,601.95	09:15:28	-599874	0	Bearish	Wait	-10.12		0.19	45,671.50
09:16:28	-147075	0	Bearish	Wait	-9.09		0.14	20,555.05	09:16:28	-599874	0	Bearish	Wait	11.85		0.19	45,539.85
09:17:29	-147075	0	Bearish	Wait	2.08		0.14	20,545.30	09:17:29	-600004	-130	Bearish	Wait	7.24		0.19	45,568.75
09:18:28	-147075	0	Bearish	Wait	14.89	Buy 20400 CE	0.14	20,556.70	09:18:28	-600004	0	Bearish	Wait	98.99	Buy 45300 CE	0.19	45,625.00
09:19:28	-185434	-38359	Bearish	Wait	13.38		0.11	20,543.25	09:19:28	-739241	-139237	Bearish	Wait	85.31		0.16	45,608.80
09:20:28	-88670	96764	Bearish	Wait	-6.82		0.58	20,535.80	09:20:28	-476470	262771	Bearish	Wait	36.53		0.46	45,584.05
09:21:29	-88670	0	Bearish	Wait	-10.26	Buy 20700 PE	0.58	20,531.65	09:21:29	-476470	0	Bearish	Wait	66.26		0.46	45,621.75
09:22:28	-50153	38517	Bearish	Wait	-20.47		0.78	20,516.00	09:22:28	-406760	69710	Bearish	Wait	26.77		0.58	45,590.95
09:23:28	-24210	25943	Bearish	Wait	-21.87		0.9	20,511.35	09:23:28	-406080	680	Bearish	Wait	34.32		0.59	45,593.10
09:24:28	-31414	-7204	Bearish	Wait	-11.35		0.87	20,532.45	09:24:28	-406080	0	Bearish	Wait	69.43		0.59	45,663.05
09:25:29	-31531	-117	Bearish	Wait	9.48		0.89	20,544.35	09:25:29	-378043	28037	Bearish	Wait	99.11		0.64	45,655.15
09:26:28	-28098	3433	Bearish	Wait	12.56	Buy 20300 CE	0.9	20,540.35	09:26:28	-355832	22211	Bearish	Wait	102.63		0.67	45,656.60
09:27:28	-46712	-18614	Bearish	Wait	9.64		0.85	20,546.30	09:27:28	-353021	2811	Bearish	Wait	85.82		0.67	45,643.35
09:28:28	49896	96608	Bullish	Bearish	16.14		1.21	20,547.75	09:28:28	-299881	53140	Bearish	Bearish	71.44		0.72	45,639.90
09:29:28	-13517	-63413	Bearish	Bullish	22.50		0.96	20,566.85	09:29:28	-259303	40578	Bearish	Bullish	83.59		0.76	45,663.05
09:30:28	-303689	-290172	Bearish	Bullish	25.01		0.07	20,565.95	09:30:28	-271510	-12207	Bearish	Bullish	102.64		0.75	45,666.00
09:31:28	-6364	297325	Bearish	Bullish	23.41		0.98	20,563.55	09:31:28	-306558	-35048	Bearish	Bullish	99.53		0.72	45,679.70
09:32:29	11460	17824	Bullish	Bullish	32.58		1.03	20,572.15	09:32:29	-210068	96490	Bearish	Bullish	124.75		0.81	45,722.50
09:33:29	18770	7310	Bullish	Bullish	33.89		1.06	20,579.00	09:33:29	-210068	0	Bearish	Bullish	162.38		0.81	45,763.55
09:34:28	45336	26566	Bullish	Bullish	40.70		1.14	20,585.55	09:34:28	-94037	116031	Bearish	Bullish	209.56		0.91	45,782.10
09:35:28	29960	-15376	Bullish	Bullish	31.73		1.09	20,581.40	09:35:28	229641	323678	Bullish	Bullish	170.21		1.31	45,791.30
09:36:28	29960	0	Bullish	Bullish	37.59		1.09	20,579.95	09:36:28	-58538	-288179	Bearish	Bullish	190.67		0.94	45,785.20
09:37:28	53227	23267	Bullish	Bullish	31.97		1.15	20,576.45	09:37:28	12160	70698	Bullish	Bullish	151.00		1.01	45,770.45
09:38:37	63663	10436	Bullish	Bullish	29.33		1.19	20,574.35	09:38:37	41743	29583	Bullish	Bullish	170.13		1.04	45,778.05
09:39:29	87916	24253	Bullish	Bullish	29.88		1.26	20,576.05	09:39:29	90274	48531	Bullish	Bullish	162.54		1.1	45,795.15
09:40:28	86628	-1288	Bullish	Bullish	28.63		1.25	20,571.70	09:40:28	58485	-31789	Bullish	Bullish	173.07		1.06	45,798.00
09:41:28	90787	4159	Bullish	Bullish	28.33		1.26	20,576.80	09:41:28	59895	1410	Bullish	Bullish	186.47		1.06	45,800.30
09:42:28	90787	0	Bullish	Bullish	24.16		1.26	20,570.65	09:42:28	89558	29663	Bullish	Bullish	171.94		1.09	45,790.85
09:43:29	90837	50	Bullish	Bullish	17.77		1.25	20,568.80	09:43:29	82783	-6775	Bullish	Bullish	136.49		1.08	45,761.20
09:44:28	91618	781	Bullish	Bullish	19.64		1.26	20,575.55	09:44:28	87830	5047	Bullish	Bullish	162.43		1.08	45,780.60
09:45:28	105647	14029	Bullish	Bullish	22.88		1.29	20,579.25	09:45:28	72749	-15081	Bullish	Bullish	163.68		1.07	45,789.25
09:46:28	91865	-13782	Bullish	Bearish	17.45		1.25	20,566.50	09:46:28	84189	11440	Bullish	Bullish	145.52		1.08	45,766.45
09:47:29	93415	1550	Bullish	Bearish	11.77		1.25	20,566.05	09:47:29	84189	0	Bullish	Bearish	138.18		1.08	45,753.85
09:48:28	80412	-13003	Bullish	Bearish	13.43		1.21	20,566.60	09:48:28	84189	0	Bullish	Bearish	139.81		1.08	45,769.85
09:49:28	95789	15377	Bullish	Bearish	14.35		1.25	20,569.60	09:49:28	71214	-12975	Bullish	Bearish	143.81		1.06	45,760.25
09:50:28	95789	0	Bullish	Bearish	13.96		1.25	20,568.45	09:50:28	71214	0	Bullish	Bearish	130.90		1.06	45,764.10


Nifty ATM		Current Expiry	Exp High : 20,737.90	35.25	Not Break	Resistanc	21000	BN ATM	Monday		Exp High : 45,972.90	-511.55	Breakout	Resistanc	47000		
20700		2023-12-07	Exp Low : 20,466.00	41.75	Not Break	Support	20500	46400			Exp Low : 45,370.10	114.10	Not Break	Support	46000		
Time	NET Oi	+▲-▼	Net Oi Signal	Price Action Signal	VWAP Diff	Strike	Nifty PCR	Nifty LTP	Time	NET Oi	+▲-▼	Net Oi Signal	Price Action Signal	VWAP Diff	Strike	BN PCR	BN LTP
09:51:30	95789	0	Bullish	Bearish	12.78		1.25	20,572.25	09:51:30	71214	0	Bullish	Bearish	127.91		1.06	45,766.75
09:52:28	91570	-4219	Bullish	Bearish	13.44		1.23	20,560.10	09:52:28	86265	15051	Bullish	Bearish	144.30		1.08	45,728.15
09:53:29	91570	0	Bullish	Bearish	11.82		1.23	20,558.75	09:53:29	86265	0	Bullish	Bearish	127.30		1.08	45,726.75
09:54:28	91570	0	Bullish	Bearish	12.41		1.23	20,553.90	09:54:28	86265	0	Bullish	Bearish	109.10		1.08	45,717.85
09:55:29	84275	-7295	Bullish	Bearish	9.13		1.2	20,550.20	09:55:29	103789	17524	Bullish	Bearish	114.58		1.09	45,731.40
09:56:28	84275	0	Bullish	Bearish	4.93		1.2	20,551.80	09:56:28	103789	0	Bullish	Bearish	113.58		1.09	45,754.95
09:57:29	68164	-16111	Bullish	Bearish	3.73		1.16	20,553.90	09:57:29	103789	0	Bullish	Bearish	111.06		1.09	45,760.15
09:58:28	76515	8351	Bullish	Bearish	4.19		1.18	20,553.15	09:58:28	117602	13813	Bullish	Bearish	127.56		1.1	45,757.35
09:59:28	76515	0	Bullish	Bearish	2.25		1.18	20,555.65	09:59:28	117602	0	Bullish	Bullish	120.68		1.1	45,767.75
10:00:29	76823	308	Bullish	Bearish	4.89		1.18	20,559.00	10:00:29	117602	0	Bullish	Bullish	128.31		1.1	45,787.60
10:01:30	67474	-9349	Bullish	Bearish	6.06		1.15	20,559.00	10:01:30	113834	-3768	Bullish	Bullish	137.84		1.09	45,787.60
10:02:28	67474	0	Bullish	Bearish	8.17		1.15	20,561.65	10:02:28	113834	0	Bullish	Bullish	132.26		1.09	45,814.10
10:03:29	67474	0	Bullish	Bearish	11.16		1.15	20,559.85	10:03:29	113834	0	Bullish	Bullish	163.20		1.09	45,809.10
10:04:28	60125	-7349	Bullish	Bearish	5.90		1.13	20,550.15	10:04:28	166806	52972	Bullish	Bearish	134.04		1.14	45,765.15
10:05:28	60125	0	Bullish	Bearish	0.50		1.13	20,550.20	10:05:28	166806	0	Bullish	Bullish	121.58		1.14	45,749.50
10:06:28	67828	7703	Bullish	Bearish	0.68		1.15	20,550.55	10:06:28	166806	0	Bullish	Bullish	108.99		1.14	45,744.95
10:07:28	59501	-8327	Bullish	Bearish	-1.34		1.13	20,541.55	10:07:28	167921	1115	Bullish	Bullish	91.84		1.14	45,718.25
10:08:30	59501	0	Bullish	Bearish	-3.72		1.13	20,547.25	10:08:30	167921	0	Bullish	Bearish	86.63		1.14	45,727.35
10:09:28	59501	0	Bullish	Bullish	1.58		1.13	20,553.45	10:09:28	167921	0	Bullish	Bearish	87.38		1.14	45,746.20
10:10:30	50455	-9046	Bullish	Bullish	4.22		1.11	20,554.85	10:10:30	131466	-36455	Bullish	Bearish	100.43		1.11	45,739.05
10:11:29	50455	0	Bullish	Bearish	7.80		1.11	20,551.75	10:11:29	131466	0	Bullish	Bearish	97.09		1.11	45,730.75
10:12:28	41311	-9144	Bullish	Bearish	-0.31		1.09	20,547.75	10:12:28	131466	0	Bullish	Bearish	91.99		1.11	45,729.85
10:13:28	50418	9107	Bullish	Bearish	4.18		1.11	20,550.35	10:13:28	134734	3268	Bullish	Bearish	89.04		1.11	45,734.35
10:14:29	50418	0	Bullish	Bearish	3.32		1.11	20,550.05	10:14:29	134734	0	Bullish	Bearish	105.40		1.11	45,742.00
10:15:29	55887	5469	Bullish	Bearish	3.20		1.12	20,545.45	10:15:29	150145	15411	Bullish	Bearish	89.60		1.12	45,721.70
10:16:30	45516	-10371	Bullish	Bearish	3.11		1.1	20,542.20	10:16:30	142497	-7648	Bullish	Bearish	104.51		1.12	45,749.60
10:17:29	45516	0	Bullish	Bearish	-2.40		1.1	20,537.75	10:17:29	142497	0	Bullish	Bearish	98.59		1.12	45,748.65
10:18:28	45516	0	Bullish	Bearish	-2.29		1.1	20,539.05	10:18:28	166940	24443	Bullish	Bullish	100.88		1.14	45,751.30
10:19:29	40822	-4694	Bullish	Bearish	-0.47		1.08	20,537.50	10:19:29	160785	-6155	Bullish	Bullish	111.73		1.13	45,745.65
10:20:28	40822	0	Bullish	Bearish	-2.25		1.08	20,538.15	10:20:28	160785	0	Bullish	Bullish	109.28		1.13	45,752.95
10:21:28	40822	0	Bullish	Bearish	-3.25		1.08	20,539.30	10:21:28	160785	0	Bullish	Bullish	104.64		1.13	45,751.35
10:22:29	40743	-79	Bullish	Bearish	-1.64		1.08	20,535.90	10:22:29	163809	3024	Bullish	Bullish	107.65		1.13	45,747.70
10:23:29	40743	0	Bullish	Bearish	-2.67		1.08	20,533.15	10:23:29	163809	0	Bullish	Bullish	102.47		1.13	45,739.40
10:24:29	35380	-5363	Bullish	Bearish	-3.18		1.07	20,540.05	10:24:29	163809	0	Bullish	Bullish	99.70		1.13	45,758.15
10:25:30	40506	5126	Bullish	Bearish	1.41		1.08	20,539.35	10:25:30	181179	17370	Bullish	Bullish	114.78		1.15	45,761.15
10:26:29	40506	0	Bullish	Bearish	0.50		1.08	20,540.70	10:26:29	181179	0	Bullish	Bullish	112.65		1.15	45,756.85


Nifty ATM		Current Expiry	Exp High :	20,737.90	35.25	Not Break	Resistanc	21000	BN ATM	Monday		Exp High :	45,972.90	-511.55	Breakout	Resistanc	47000
20700		2023-12-07	Exp Low :	20,466.00	41.75	Not Break	Support	20500	46400			Exp Low :	45,370.10	114.10	Not Break	Support	46000
Time	NET Oi	+▲-▼	Net Oi Signal	Price Action Signal	VWAP Diff	Strike	Nifty PCR	Nifty LTP	Time	NET Oi	+▲-▼	Net Oi Signal	Price Action Signal	VWAP Diff	Strike	BN PCR	BN LTP
10:27:28	40506	0	Bullish	Bearish	9.86		1.08	20,546.95	10:27:28	181179	0	Bullish	Bullish	115.03		1.15	45,754.60
10:28:28	38805	-1701	Bullish	Bullish	11.48		1.08	20,552.60	10:28:28	176285	-4894	Bullish	Bullish	109.08		1.14	45,753.10
10:29:30	38805	0	Bullish	Bullish	16.49		1.08	20,548.80	10:29:30	176285	0	Bullish	Bullish	111.46		1.14	45,763.75
10:30:29	38805	0	Bullish	Bullish	15.45		1.08	20,551.75	10:30:29	176285	0	Bullish	Bullish	119.28		1.14	45,759.65
10:31:28	42849	4044	Bullish	Bullish	16.55		1.08	20,543.65	10:31:28	185684	9399	Bullish	Bearish	116.23		1.15	45,737.45
10:32:29	42849	0	Bullish	Bullish	10.72		1.08	20,538.95	10:32:29	185684	0	Bullish	Bearish	102.65		1.15	45,738.45
10:33:29	42849	0	Bullish	Bullish	9.40		1.08	20,543.50	10:33:29	185684	0	Bullish	Bearish	92.30		1.15	45,751.90
10:34:28	50104	7255	Bullish	Bullish	7.99		1.1	20,542.50	10:34:28	194083	8399	Bullish	Bearish	101.48		1.15	45,749.50
10:35:29	50104	0	Bullish	Bullish	4.17		1.1	20,541.60	10:35:29	194067	-16	Bullish	Bearish	92.10		1.15	45,743.50
10:36:30	50104	0	Bullish	Bullish	1.26		1.1	20,538.60	10:36:30	201892	7825	Bullish	Bullish	86.03		1.16	45,741.10
10:37:29	51928	1824	Bullish	Bearish	1.50		1.1	20,537.55	10:37:29	192454	-9438	Bullish	Bearish	74.00		1.15	45,731.45
10:38:28	51928	0	Bullish	Bearish	4.24		1.1	20,535.25	10:38:28	192454	0	Bullish	Bearish	72.65		1.15	45,724.25
10:39:28	51928	0	Bullish	Bearish	0.74		1.1	20,536.30	10:39:28	212484	20030	Bullish	Bearish	60.84		1.17	45,720.30
10:40:28	48725	-3203	Bullish	Bearish	1.44		1.09	20,533.75	10:40:28	202634	-9850	Bullish	Bearish	71.98		1.16	45,729.95
10:41:30	48725	0	Bullish	Bearish	1.44		1.09	20,524.25	10:41:30	202634	0	Bullish	Bearish	81.41		1.16	45,741.90
10:42:28	48725	0	Bullish	Bearish	-0.65		1.09	20,529.55	10:42:28	202634	0	Bullish	Bearish	81.41		1.16	45,731.65
10:43:29	52005	3280	Bullish	Bearish	2.43		1.1	20,533.70	10:43:29	205046	2412	Bullish	Bearish	85.31		1.16	45,739.40
10:44:29	52005	0	Bullish	Bullish	8.66		1.1	20,546.05	10:44:29	204929	-117	Bullish	Bearish	80.84		1.16	45,732.00
10:45:29	52005	0	Bullish	Bullish	18.40		1.1	20,545.80	10:45:29	204929	0	Bullish	Bearish	84.93		1.16	45,725.10
10:46:28	56067	4062	Bullish	Bullish	14.66		1.11	20,544.40	10:46:28	207156	2227	Bullish	Bearish	79.71		1.16	45,715.25
10:47:29	56067	0	Bullish	Bullish	12.29		1.11	20,546.05	10:47:29	207156	0	Bullish	Bearish	70.58		1.16	45,706.50
10:48:29	56067	0	Bullish	Bullish	14.27		1.11	20,549.20	10:48:29	207156	0	Bullish	Bearish	69.00		1.16	45,719.15
10:49:30	64773	8706	Bullish	Bullish	21.12		1.12	20,550.90	10:49:30	197169	-9987	Bullish	Bearish	80.16		1.15	45,721.50
10:50:30	64773	0	Bullish	Bullish	18.07		1.12	20,546.10	10:50:30	197169	0	Bullish	Bearish	73.04		1.15	45,712.60
10:51:35	64773	0	Bullish	Bullish	14.08		1.12	20,544.10	10:51:35	197169	0	Bullish	Bearish	66.67		1.15	45,715.35
10:52:29	63106	-1667	Bullish	Bullish	16.14		1.12	20,548.65	10:52:29	186011	-11158	Bullish	Bearish	73.30		1.14	45,716.35
10:53:29	63106	0	Bullish	Bullish	16.03		1.12	20,549.55	10:53:29	186004	-7	Bullish	Bearish	73.77		1.14	45,710.65
10:54:28	64263	1157	Bullish	Bullish	18.99		1.12	20,552.20	10:54:28	186004	0	Bullish	Bearish	73.19		1.14	45,724.15
10:55:29	70287	6024	Bullish	Bullish	21.33		1.13	20,555.30	10:55:29	186091	87	Bullish	Bearish	77.83		1.14	45,722.10
10:56:28	70287	0	Bullish	Bullish	25.76		1.13	20,558.40	10:56:28	186091	0	Bullish	Bearish	82.97		1.14	45,723.40
10:57:28	70287	0	Bullish	Bullish	24.32		1.13	20,557.10	10:57:28	186091	0	Bullish	Bearish	81.82		1.14	45,716.70
10:58:34	80466	10179	Bullish	Bullish	24.09		1.15	20,555.30	10:58:34	169722	-16369	Bullish	Bullish	73.89		1.13	45,726.95
10:59:30	80466	0	Bullish	Bullish	24.55		1.15	20,553.35	10:59:30	169722	0	Bullish	Bullish	82.79		1.13	45,718.20
11:00:28	80466	0	Bullish	Bullish	21.97		1.15	20,554.20	11:00:28	169722	0	Bullish	Bullish	78.16		1.13	45,715.60
11:01:29	83640	3174	Bullish	Bullish	23.50		1.16	20,556.70	11:01:29	163146	-6576	Bullish	Bearish	69.99		1.12	45,716.05
11:02:28	83640	0	Bullish	Bearish	25.45		1.16	20,549.40	11:02:28	163146	0	Bullish	Bearish	71.98		1.12	45,691.20


Nifty ATM		Current Expiry	Exp High :	20,737.90	35.25	Not Break	Resistanc	21000	BN ATM	Monday		Exp High :	45,972.90	-511.55	Breakout	Resistanc	47000
20700		2023-12-07	Exp Low :	20,466.00	41.75	Not Break	Support	20500	46400			Exp Low :	45,370.10	114.10	Not Break	Support	46000
Time	NET Oi	+▲-▼	Net Oi Signal	Price Action Signal	VWAP Diff	Strike	Nifty PCR	Nifty LTP	Time	NET Oi	+▲-▼	Net Oi Signal	Price Action Signal	VWAP Diff	Strike	BN PCR	BN LTP
11:03:29	83640	0	Bullish	Bullish	23.79		1.16	20,552.50	11:03:29	163146	0	Bullish	Bearish	33.25		1.12	45,684.15
11:04:29	95845	12205	Bullish	Bullish	23.79		1.18	20,552.15	11:04:29	134598	-28548	Bullish	Bearish	33.25		1.1	45,669.75
11:05:29	95845	0	Bullish	Bullish	23.79		1.18	20,554.55	11:05:29	134598	0	Bullish	Bearish	33.25		1.1	45,683.00
11:06:29	95845	0	Bullish	Bullish	27.16		1.18	20,554.35	11:06:29	134598	0	Bullish	Bearish	45.18		1.1	45,683.85
11:07:28	99653	3808	Bullish	Bullish	22.77		1.19	20,558.25	11:07:28	108700	-25898	Bullish	Bearish	44.51		1.08	45,689.25
11:08:28	99653	0	Bullish	Bullish	25.77		1.19	20,559.25	11:08:28	108699	-1	Bullish	Bearish	41.82		1.08	45,694.60
11:09:28	99653	0	Bullish	Bullish	25.66		1.19	20,558.45	11:09:28	108699	0	Bullish	Bearish	44.51		1.08	45,693.25
11:10:28	98844	-809	Bullish	Bullish	24.97		1.19	20,559.55	11:10:28	112761	4062	Bullish	Bearish	35.30		1.08	45,677.55
11:11:29	98844	0	Bullish	Bullish	27.96		1.19	20,560.15	11:11:29	112761	0	Bullish	Bearish	32.32		1.08	45,669.85
11:12:29	98844	0	Bullish	Bullish	29.74		1.19	20,569.35	11:12:29	112761	0	Bullish	Bearish	46.14		1.08	45,709.80
11:13:29	108024	9180	Bullish	Bullish	35.48		1.2	20,569.95	11:13:29	118164	5403	Bullish	Bearish	65.57		1.09	45,708.35
11:14:29	108024	0	Bullish	Bullish	34.51		1.2	20,568.75	11:14:29	118164	0	Bullish	Bearish	32.32		1.09	45,699.35
11:15:30	119307	11283	Bullish	Bullish	35.50		1.23	20,570.20	11:15:30	118164	0	Bullish	Bullish	50.11		1.09	45,703.90
11:16:28	124169	4862	Bullish	Bullish	41.69		1.24	20,574.80	11:16:28	114998	-3166	Bullish	Bullish	69.26		1.08	45,715.30
11:17:29	124169	0	Bullish	Bullish	41.69		1.24	20,579.50	11:17:29	114933	-65	Bullish	Bullish	71.39		1.08	45,721.75
11:18:28	124169	0	Bullish	Bullish	43.41		1.24	20,580.15	11:18:28	114933	0	Bullish	Bullish	99.63		1.08	45,739.85
11:19:28	144041	19872	Bullish	Bullish	45.13		1.28	20,580.60	11:19:28	135155	20222	Bullish	Bullish	100.45		1.1	45,730.35
11:20:29	144041	0	Bullish	Bullish	45.37		1.28	20,582.15	11:20:29	135155	0	Bullish	Bullish	94.62		1.1	45,731.80
11:21:29	144041	0	Bullish	Bullish	41.60		1.28	20,573.35	11:21:29	135155	0	Bullish	Bullish	91.80		1.1	45,727.30
11:22:34	152027	7986	Bullish	Bullish	37.07		1.3	20,572.80	11:22:34	135877	722	Bullish	Bullish	91.59		1.1	45,733.60
11:23:28	152027	0	Bullish	Bullish	36.03		1.3	20,564.70	11:23:28	135877	0	Bullish	Bullish	92.36		1.1	45,721.45
11:24:29	152027	0	Bullish	Bullish	33.88		1.3	20,568.90	11:24:29	135877	0	Bullish	Bullish	72.81		1.1	45,717.80
11:25:28	152373	346	Bullish	Bearish	36.81		1.3	20,567.20	11:25:28	138125	2248	Bullish	Bullish	85.15		1.1	45,723.40
11:26:28	152373	0	Bullish	Bearish	37.03		1.3	20,568.45	11:26:28	138151	26	Bullish	Bullish	88.37		1.1	45,729.55
11:27:28	152373	0	Bullish	Bullish	37.83		1.3	20,570.50	11:27:28	138151	0	Bullish	Bullish	90.04		1.1	45,729.95
11:28:31	160897	8524	Bullish	Bearish	38.05		1.32	20,566.70	11:28:31	142193	4042	Bullish	Bullish	82.23		1.1	45,715.75
11:29:29	160897	0	Bullish	Bearish	34.63		1.32	20,559.80	11:29:29	142193	0	Bullish	Bearish	74.69		1.1	45,713.50
11:30:30	160897	0	Bullish	Bearish	31.38		1.32	20,565.95	11:30:30	142193	0	Bullish	Bullish	86.01		1.1	45,730.15
11:31:29	166188	5291	Bullish	Bearish	35.67		1.33	20,562.45	11:31:29	153881	11688	Bullish	Bearish	89.27		1.11	45,724.60
11:32:30	166188	0	Bullish	Bearish	33.51		1.33	20,561.30	11:32:30	153880	-1	Bullish	Bearish	89.04		1.11	45,722.15
11:33:28	166188	0	Bullish	Bearish	34.88		1.33	20,562.30	11:33:28	153880	0	Bullish	Bullish	83.53		1.11	45,733.15
11:34:29	168194	2006	Bullish	Bearish	34.82		1.33	20,561.90	11:34:29	158659	4779	Bullish	Bullish	93.87		1.11	45,729.85
11:35:28	168228	34	Bullish	Bearish	33.88		1.33	20,561.75	11:35:28	158659	0	Bullish	Bearish	92.77		1.11	45,732.40
11:36:28	168228	0	Bullish	Bearish	33.62		1.33	20,561.65	11:36:28	158659	0	Bullish	Bullish	90.67		1.11	45,733.10
11:37:29	168545	317	Bullish	Bearish	32.62		1.33	20,561.00	11:37:29	153664	-4995	Bullish	Bullish	89.73		1.11	45,734.55
11:38:28	168545	0	Bullish	Bearish	33.55		1.33	20,563.00	11:38:28	162744	9080	Bullish	Bullish	96.64		1.12	45,736.30


Nifty ATM		Current Expiry	Exp High :	20,737.90	35.25	Not Break	Resistanc	21000	BN ATM	Monday		Exp High :	45,972.90	-511.55	Breakout	Resistanc	47000
20700		2023-12-07	Exp Low :	20,466.00	41.75	Not Break	Support	20500	46400			Exp Low :	45,370.10	114.10	Not Break	Support	46000
Time	NET Oi	+▲-▼	Net Oi Signal	Price Action Signal	VWAP Diff	Strike	Nifty PCR	Nifty LTP	Time	NET Oi	+▲-▼	Net Oi Signal	Price Action Signal	VWAP Diff	Strike	BN PCR	BN LTP
11:39:29	168545	0	Bullish	Bearish	33.80		1.33	20,563.05	11:39:29	162744	0	Bullish	Bullish	94.90		1.12	45,733.35
11:40:29	165737	-2808	Bullish	Bearish	35.01		1.32	20,562.00	11:40:29	163077	333	Bullish	Bullish	93.94		1.12	45,730.85
11:41:28	165737	0	Bullish	Bearish	34.40		1.32	20,562.75	11:41:28	163071	-6	Bullish	Bullish	88.85		1.12	45,731.15
11:42:29	165737	0	Bullish	Bullish	34.80		1.32	20,566.25	11:42:29	163071	0	Bullish	Bullish	96.35		1.12	45,726.80
11:43:28	164592	-1145	Bullish	Bullish	35.07		1.32	20,570.45	11:43:28	165289	2218	Bullish	Bullish	92.57		1.12	45,736.60
11:44:28	164592	0	Bullish	Bullish	35.45		1.32	20,571.40	11:44:28	165241	-48	Bullish	Bullish	90.36		1.12	45,736.00
11:45:28	164592	0	Bullish	Bullish	35.81		1.32	20,572.00	11:45:28	165267	26	Bullish	Bullish	92.20		1.12	45,730.80
11:46:28	163169	-1423	Bullish	Bullish	39.57		1.31	20,572.00	11:46:28	168986	3719	Bullish	Bearish	104.13		1.12	45,730.80
11:47:28	163169	0	Bullish	Bullish	39.63		1.31	20,574.00	11:47:28	169037	51	Bullish	Bullish	102.57		1.12	45,739.00
11:48:29	163169	0	Bullish	Bullish	38.91		1.31	20,578.35	11:48:29	169037	0	Bullish	Bullish	104.95		1.12	45,745.00
11:49:28	165545	2376	Bullish	Bullish	38.61		1.32	20,576.55	11:49:28	165594	-3443	Bullish	Bullish	103.76		1.12	45,745.55
11:50:28	165545	0	Bullish	Bullish	38.74		1.32	20,578.45	11:50:28	165594	0	Bullish	Bullish	107.25		1.12	45,746.60
11:51:27	165545	0	Bullish	Bullish	37.23		1.32	20,578.65	11:51:27	165594	0	Bullish	Bullish	105.39		1.12	45,751.55
11:52:28	163900	-1645	Bullish	Bullish	37.12		1.31	20,577.95	11:52:28	156206	-9388	Bullish	Bullish	102.65		1.11	45,748.70
11:53:29	163900	0	Bullish	Bullish	31.62		1.31	20,575.10	11:53:29	156206	0	Bullish	Bullish	96.05		1.11	45,745.35
11:54:29	163900	0	Bullish	Bullish	32.56		1.31	20,572.85	11:54:29	156206	0	Bullish	Bullish	89.85		1.11	45,744.40
11:55:29	162327	-1573	Bullish	Bullish	29.88		1.31	20,574.70	11:55:29	156090	-116	Bullish	Bullish	91.69		1.11	45,749.55
11:56:29	162327	0	Bullish	Bullish	31.21		1.31	20,574.40	11:56:29	156096	6	Bullish	Bullish	100.08		1.11	45,753.50
11:57:29	162327	0	Bullish	Bullish	32.93		1.31	20,573.65	11:57:29	156096	0	Bullish	Bullish	100.08		1.11	45,748.65
11:58:29	162144	-183	Bullish	Bullish	32.93		1.31	20,575.90	11:58:29	155319	-777	Bullish	Bullish	98.70		1.11	45,744.75
11:59:28	162151	7	Bullish	Bullish	36.90		1.31	20,575.45	11:59:28	155322	3	Bullish	Bullish	90.75		1.11	45,757.10
12:00:29	162151	0	Bullish	Bearish	36.90		1.31	20,572.70	12:00:29	155322	0	Bullish	Bullish	90.75		1.11	45,751.80
12:01:28	171322	9171	Bullish	Bearish	37.01		1.33	20,574.00	12:01:28	164317	8995	Bullish	Bullish	101.87		1.11	45,750.65
12:02:30	171322	0	Bullish	Bearish	36.18		1.33	20,570.00	12:02:30	164317	0	Bullish	Bearish	98.88		1.11	45,742.40
12:03:29	171322	0	Bullish	Bearish	34.80		1.33	20,570.05	12:03:29	164317	0	Bullish	Bearish	92.81		1.11	45,740.65
12:04:28	178196	6874	Bullish	Bearish	34.61		1.34	20,571.10	12:04:28	175441	11124	Bullish	Bearish	96.58		1.12	45,739.10
12:05:28	178196	0	Bullish	Bearish	37.74		1.34	20,571.60	12:05:28	175557	116	Bullish	Bearish	102.96		1.12	45,743.35
12:06:29	178196	0	Bullish	Bearish	39.75		1.34	20,574.80	12:06:29	175557	0	Bullish	Bullish	101.29		1.12	45,765.05
12:07:28	184562	6366	Bullish	Bearish	40.85		1.36	20,572.35	12:07:28	194706	19149	Bullish	Bullish	111.71		1.14	45,755.60
12:08:28	184562	0	Bullish	Bearish	36.52		1.36	20,573.40	12:08:28	194706	0	Bullish	Bullish	108.46		1.14	45,752.25
12:09:29	184562	0	Bullish	Bearish	34.74		1.36	20,570.80	12:09:29	194706	0	Bullish	Bearish	105.56		1.14	45,749.35
12:10:29	186512	1950	Bullish	Bearish	32.79		1.36	20,571.05	12:10:29	193878	-828	Bullish	Bearish	105.38		1.14	45,748.40
12:11:29	186512	0	Bullish	Bearish	37.17		1.36	20,574.80	12:11:29	193883	5	Bullish	Bullish	107.17		1.14	45,763.15
12:12:28	186512	0	Bullish	Bullish	37.17		1.36	20,577.85	12:12:28	193883	0	Bullish	Bullish	117.19		1.14	45,767.70
12:13:28	191670	5158	Bullish	Bullish	41.14		1.37	20,584.25	12:13:28	208486	14603	Bullish	Bullish	138.58		1.15	45,803.65
12:14:29	191670	0	Bullish	Bullish	46.65		1.37	20,584.90	12:14:29	208486	0	Bullish	Bullish	178.10		1.15	45,827.25

Nifty ATM		Current Expiry	Exp High : 20,737.90	35.25	Not Break	Resistanc	21000	BN ATM	Monday		Exp High : 45,972.90	-511.55	Breakout	Resistanc	47000		
20700		2023-12-07	Exp Low : 20,466.00	41.75	Not Break	Support	20500	46400			Exp Low : 45,370.10	114.10	Not Break	Support	46000		
Time	NET Oi	+▲-▼	Net Oi Signal	Price Action Signal	VWAP Diff	Strike	Nifty PCR	Nifty LTP	Time	NET Oi	+▲-▼	Net Oi Signal	Price Action Signal	VWAP Diff	Strike	BN PCR	BN LTP
12:15:29	191670	0	Bullish	Bullish	45.35		1.37	20,579.70	12:15:29	208486	0	Bullish	Bullish	172.93		1.15	45,805.40
12:16:29	189999	-1671	Bullish	Bullish	45.71		1.37	20,584.45	12:16:29	404326	195840	Bullish	Bullish	178.71		1.33	45,825.25
12:17:30	206533	16534	Bullish	Bullish	44.25		1.41	20,584.15	12:17:30	404326	0	Bullish	Bullish	186.11		1.33	45,836.75
12:18:34	206533	0	Bullish	Bullish	44.87		1.41	20,584.40	12:18:34	404326	0	Bullish	Bullish	204.11		1.33	45,840.55
12:19:28	213340	6807	Bullish	Bullish	45.81		1.43	20,581.50	12:19:28	387069	-17257	Bullish	Bullish	182.14		1.31	45,843.75
12:20:28	213340	0	Bullish	Bullish	41.97		1.43	20,582.45	12:20:28	427563	40494	Bullish	Bullish	190.32		1.34	45,835.65
12:21:28	213340	0	Bullish	Bullish	42.95		1.43	20,578.65	12:21:28	427563	0	Bullish	Bullish	195.66		1.34	45,841.85
12:22:28	211764	-1576	Bullish	Bullish	33.65		1.42	20,574.70	12:22:28	457095	29532	Bullish	Bullish	203.09		1.37	45,828.05
12:23:28	208391	-3373	Bullish	Bullish	44.02		1.42	20,581.85	12:23:28	457095	0	Bullish	Bullish	233.44		1.37	45,860.70
12:24:29	208391	0	Bullish	Bullish	35.07		1.42	20,579.60	12:24:29	457095	0	Bullish	Bullish	231.06		1.37	45,863.40
12:25:28	196153	-12238	Bullish	Bearish	36.56		1.39	20,574.25	12:25:28	585733	128638	Bullish	Bullish	224.05		1.51	45,857.90
12:26:29	196153	0	Bullish	Bearish	34.50		1.39	20,575.50	12:26:29	585733	0	Bullish	Bullish	195.22		1.51	45,858.05
12:27:28	196153	0	Bullish	Bearish	36.04		1.39	20,574.50	12:27:28	585733	0	Bullish	Bullish	198.24		1.51	45,863.75
12:28:28	191928	-4225	Bullish	Bearish	40.01		1.38	20,578.55	12:28:28	577022	-8711	Bullish	Bullish	204.92		1.49	45,865.95
12:29:29	191928	0	Bullish	Bearish	40.25		1.38	20,575.60	12:29:29	577022	0	Bullish	Bullish	220.95		1.49	45,882.15
12:30:33	191928	0	Bullish	Bearish	37.03		1.38	20,576.20	12:30:33	577022	0	Bullish	Bullish	228.12		1.49	45,884.70
12:31:28	196808	4880	Bullish	Bearish	40.77		1.39	20,576.95	12:31:28	594792	17770	Bullish	Bullish	223.06		1.51	45,884.85
12:32:28	196808	0	Bullish	Bearish	40.77		1.39	20,577.90	12:32:28	594792	0	Bullish	Bullish	207.24		1.51	45,884.55
12:33:30	196808	0	Bullish	Bearish	42.36		1.39	20,576.70	12:33:30	594792	0	Bullish	Bullish	216.27		1.51	45,891.05
12:34:33	202724	5916	Bullish	Bullish	44.15		1.41	20,579.80	12:34:33	610460	15668	Bullish	Bullish	230.36		1.52	45,897.95
12:35:29	204280	1556	Bullish	Bullish	41.90		1.41	20,578.75	12:35:29	610460	0	Bullish	Bullish	235.75		1.52	45,913.95
12:36:28	204280	0	Bullish	Bearish	42.72		1.41	20,579.30	12:36:28	610460	0	Bullish	Bullish	228.71		1.52	45,918.65
12:37:28	208205	3925	Bullish	Bearish	41.37		1.42	20,579.60	12:37:28	671215	60755	Bullish	Bullish	239.96		1.6	45,930.20
12:38:29	208205	0	Bullish	Bullish	42.75		1.42	20,576.25	12:38:29	685957	14742	Bullish	Bullish	243.74		1.62	45,919.70
12:39:29	208205	0	Bullish	Bullish	39.23		1.42	20,576.70	12:39:29	685957	0	Bullish	Bullish	237.82		1.62	45,926.10
12:40:29	209768	1563	Bullish	Bullish	41.53		1.42	20,578.50	12:40:29	730799	44842	Bullish	Bullish	259.13		1.67	45,933.15
12:41:28	209768	0	Bullish	Bearish	40.63		1.42	20,577.40	12:41:28	730799	0	Bullish	Bullish	236.39		1.67	45,930.85
12:42:28	209768	0	Bullish	Bullish	41.50		1.42	20,576.80	12:42:28	730799	0	Bullish	Bullish	235.93		1.67	45,931.75
12:43:28	210273	505	Bullish	Bullish	40.45		1.42	20,576.25	12:43:28	746975	16176	Bullish	Bullish	239.41		1.68	45,931.75
12:44:28	210273	0	Bullish	Bullish	42.11		1.42	20,577.30	12:44:28	747267	292	Bullish	Bullish	259.49		1.68	45,951.60
12:45:29	210273	0	Bullish	Bullish	42.39		1.42	20,580.40	12:45:29	747267	0	Bullish	Bullish	263.67		1.68	45,961.70
12:46:32	216495	6222	Bullish	Bullish	42.82		1.44	20,578.70	12:46:32	788221	40954	Bullish	Bullish	287.87		1.71	45,967.85
12:47:28	216495	0	Bullish	Bearish	42.27		1.44	20,578.75	12:47:28	870821	82600	Bullish	Bullish	262.19		1.85	45,957.80
12:48:28	216495	0	Bullish	Bearish	41.26		1.44	20,573.15	12:48:28	870821	0	Bullish	Bullish	257.24		1.85	45,934.35
12:49:29	216495	0	Bullish	Bearish	41.26		1.44	20,573.15	12:49:29	870821	0	Bullish	Bullish	257.24		1.85	45,934.35
12:50:35	218171	1676	Bullish	Bearish	38.55		1.44	20,579.20	12:50:35	880405	9584	Bullish	Bullish	258.24		1.85	45,938.05


Nifty ATM		Current Expiry	Exp High : 20,737.90	35.25	Not Break	Resistanc	21000	BN ATM	Monday		Exp High : 45,972.90	-511.55	Breakout	Resistanc	47000		
20700		2023-12-07	Exp Low : 20,466.00	41.75	Not Break	Support	20500	46400			Exp Low : 45,370.10	114.10	Not Break	Support	46000		
Time	NET Oi	+▲-▼	Net Oi Signal	Price Action Signal	VWAP Diff	Strike	Nifty PCR	Nifty LTP	Time	NET Oi	+▲-▼	Net Oi Signal	Price Action Signal	VWAP Diff	Strike	BN PCR	BN LTP
12:51:30	218171	0	Bullish	Bullish	38.92		1.44	20,578.95	12:51:30	880405	0	Bullish	Bullish	244.79		1.85	45,931.25
12:52:30	217618	-553	Bullish	Bullish	38.92		1.44	20,581.40	12:52:30	916584	36179	Bullish	Bullish	252.83		1.87	45,938.05
12:53:30	217618	0	Bullish	Bullish	42.70		1.44	20,582.95	12:53:30	916584	0	Bullish	Bullish	253.78		1.87	45,948.05
12:54:30	217618	0	Bullish	Bullish	44.75		1.44	20,581.85	12:54:30	916584	0	Bullish	Bullish	259.16		1.87	45,937.45
12:55:29	221991	4373	Bullish	Bullish	43.19		1.46	20,582.15	12:55:29	916584	0	Bullish	Bullish	253.99		1.87	45,940.05
12:56:30	221991	0	Bullish	Bullish	42.89		1.46	20,580.80	12:56:30	955163	38579	Bullish	Bullish	255.23		1.93	45,938.35
12:57:28	221991	0	Bullish	Bullish	43.72		1.46	20,579.60	12:57:28	955163	0	Bullish	Bearish	255.78		1.93	45,942.05
12:58:31	222677	686	Bullish	Bearish	42.72		1.46	20,578.70	12:58:31	975890	20727	Bullish	Bearish	258.66		1.96	45,952.15
12:59:30	221337	-1340	Bullish	Bullish	42.45		1.45	20,581.00	12:59:30	975890	0	Bullish	Bullish	288.29		1.96	45,969.50
13:00:30	221337	0	Bullish	Bullish	47.26		1.45	20,585.20	13:00:30	975890	0	Bullish	Bullish	313.22		1.96	45,992.50
13:01:30	228358	7021	Bullish	Bullish	48.33		1.47	20,588.80	13:01:30	1060015	84125	Bullish	Bullish	336.09		2.13	46,008.70
13:02:29	228358	0	Bullish	Bullish	48.76		1.47	20,587.95	13:02:29	1060015	0	Bullish	Bullish	337.89		2.13	46,012.45
13:03:29	231086	2728	Bullish	Bullish	49.82		1.48	20,587.90	13:03:29	1065859	5844	Bullish	Bullish	337.16		2.14	46,016.85
13:04:28	237286	6200	Bullish	Bullish	47.79		1.5	20,583.05	13:04:28	1065859	0	Bullish	Bullish	298.80		2.14	45,984.55
13:05:30	237286	0	Bullish	Bullish	48.65		1.5	20,583.15	13:05:30	1089742	23883	Bullish	Bullish	297.76		2.17	45,979.80
13:06:29	237286	0	Bullish	Bullish	48.65		1.5	20,584.85	13:06:29	1089742	0	Bullish	Bullish	316.42		2.17	45,990.75
13:07:29	233030	-4256	Bullish	Bullish	46.61		1.48	20,586.35	13:07:29	1109826	20084	Bullish	Bullish	312.03		2.19	45,999.85
13:08:28	234709	1679	Bullish	Bullish	46.91		1.49	20,585.75	13:08:28	1084735	-25091	Bullish	Bullish	301.85		2.13	45,990.10
13:09:31	234709	0	Bullish	Bearish	46.61		1.49	20,579.85	13:09:31	1084735	0	Bullish	Bullish	295.97		2.13	45,993.30
13:10:30	234236	-473	Bullish	Bearish	46.61		1.49	20,577.55	13:10:30	1070377	-14358	Bullish	Bullish	312.03		2.09	45,983.70
13:11:30	234236	0	Bullish	Bullish	46.91		1.49	20,583.05	13:11:30	1070377	0	Bullish	Bullish	310.57		2.09	45,989.90
13:12:30	234236	0	Bullish	Bullish	46.91		1.49	20,585.10	13:12:30	1070377	0	Bullish	Bullish	301.85		2.09	45,989.15
13:13:30	239314	5078	Bullish	Bullish	42.57		1.5	20,587.35	13:13:30	1073632	3255	Bullish	Bullish	295.97		2.1	46,002.10
13:14:30	238209	-1105	Bullish	Bearish	45.92		1.5	20,588.80	13:14:30	1094557	20925	Bullish	Bearish	295.97		2.12	46,008.45
13:15:30	238209	0	Bullish	Bullish	47.31		1.5	20,589.55	13:15:30	1094557	0	Bullish	Bullish	295.97		2.12	46,018.30
13:16:29	238295	86	Bullish	Bearish	47.17		1.5	20,587.45	13:16:29	1100179	5622	Bullish	Bearish	279.65		2.13	46,009.75
13:17:31	238295	0	Bullish	Bullish	44.05		1.5	20,593.05	13:17:31	1100243	64	Bullish	Bullish	323.28		2.13	46,023.30
13:18:29	238295	0	Bullish	Bullish	57.55		1.5	20,597.35	13:18:29	1100243	0	Bullish	Bullish	324.51		2.13	46,028.10
13:19:28	281413	43118	Bullish	Bullish	66.26		1.64	20,600.30	13:19:28	1110563	10320	Bullish	Bullish	333.05		2.14	46,036.35
13:20:29	280265	-1148	Bullish	Bullish	65.61		1.64	20,598.65	13:20:29	1098503	-12060	Bullish	Bullish	330.71		2.12	46,037.15
13:21:30	280265	0	Bullish	Bullish	65.92		1.64	20,602.45	13:21:30	1098503	0	Bullish	Bullish	333.11		2.12	46,040.50
13:22:30	294752	14487	Bullish	Bullish	78.85		1.67	20,611.25	13:22:30	1117218	18715	Bullish	Bullish	345.28		2.15	46,051.45
13:23:30	332566	37814	Bullish	Bullish	75.57		1.83	20,609.80	13:23:30	1117218	0	Bullish	Bullish	361.67		2.15	46,058.35
13:24:31	332566	0	Bullish	Bullish	72.22		1.83	20,606.50	13:24:31	1117218	0	Bullish	Bullish	341.48		2.15	46,040.10
13:25:28	352318	19752	Bullish	Bullish	72.31		1.9	20,607.95	13:25:28	1132140	14922	Bullish	Bullish	335.40		2.18	46,038.95
13:26:31	352318	0	Bullish	Bullish	67.19		1.9	20,603.45	13:26:31	1132140	0	Bullish	Bullish	325.61		2.18	46,016.05

Nifty ATM		Current Expiry	Exp High :	20,737.90	35.25	Not Break	Resistanc	21000	BN ATM	Monday		Exp High :	45,972.90	-511.55	Breakout	Resistanc	47000
20700		2023-12-07	Exp Low :	20,466.00	41.75	Not Break	Support	20500	46400			Exp Low :	45,370.10	114.10	Not Break	Support	46000
Time	NET Oi	+▲-▼	Net Oi Signal	Price Action Signal	VWAP Diff	Strike	Nifty PCR	Nifty LTP	Time	NET Oi	+▲-▼	Net Oi Signal	Price Action Signal	VWAP Diff	Strike	BN PCR	BN LTP
13:27:30	352318	0	Bullish	Bullish	64.39		1.9	20,606.20	13:27:30	1132140	0	Bullish	Bullish	323.01		2.18	46,035.75
13:28:28	357085	4767	Bullish	Bullish	75.38		1.93	20,610.50	13:28:28	1132140	0	Bullish	Bullish	336.74		2.18	46,043.30
13:29:31	357085	0	Bullish	Bullish	71.00		1.93	20,609.45	13:29:31	1136256	4116	Bullish	Bullish	324.90		2.17	46,034.20
13:29:58	357085	0	Bullish	Bullish	73.86		1.93	20,605.95	13:29:58	1136256	0	Bullish	Bearish	328.60		2.17	46,016.10
13:30:38	357085	0	Bullish	Bullish	73.86		1.93	20,605.95	13:30:38	1136256	0	Bullish	Bearish	328.60		2.17	46,016.10
13:30:51	363808	6723	Bullish	Bullish	68.53		1.94	20,609.70	13:30:51	1127157	-9099	Bullish	Bearish	311.50		2.16	46,027.40
13:31:29	363808	0	Bullish	Bullish	68.53		1.94	20,609.70	13:31:29	1127157	0	Bullish	Bearish	311.50		2.16	46,027.40
13:32:29	364603	795	Bullish	Bullish	67.14		1.95	20,608.05	13:32:29	1127157	0	Bullish	Bearish	303.57		2.16	46,026.70
13:33:00	364603	0	Bullish	Bearish	67.14		1.95	20,605.30	13:33:00	1127157	0	Bullish	Bearish	313.66		2.16	46,020.30
13:33:37	364603	0	Bullish	Bearish	67.14		1.95	20,605.30	13:33:37	1127157	0	Bullish	Bearish	313.66		2.16	46,020.30
13:33:59	362138	-2465	Bullish	Bullish	69.21		1.93	20,616.50	13:33:59	1121262	-5895	Bullish	Bullish	315.44		2.14	46,055.05
13:34:45	362138	0	Bullish	Bullish	75.00		1.93	20,616.50	13:34:45	1121262	0	Bullish	Bullish	329.59		2.14	46,055.05
13:35:14	362138	0	Bullish	Bullish	75.00		1.93	20,615.70	13:35:14	1121262	0	Bullish	Bullish	329.59		2.14	46,046.85
13:35:52	362138	0	Bullish	Bullish	69.21		1.93	20,616.75	13:35:52	1121262	0	Bullish	Bullish	327.84		2.14	46,061.15
13:36:17	362138	0	Bullish	Bullish	69.21		1.93	20,616.75	13:36:17	1121262	0	Bullish	Bullish	327.84		2.14	46,061.15
13:36:29	362138	0	Bullish	Bullish	69.21		1.93	20,616.75	13:36:29	1121262	0	Bullish	Bullish	327.84		2.14	46,061.15
13:36:31	362138	0	Bullish	Bullish	69.21		1.93	20,616.75	13:36:31	1121262	0	Bullish	Bullish	327.84		2.14	46,061.15
13:36:46	374874	12736	Bullish	Bullish	74.19		1.99	20,616.75	13:36:46	1118819	-2443	Bullish	Bullish	329.59		2.14	46,061.15
13:37:25	374874	0	Bullish	Bullish	74.19		1.99	20,613.50	13:37:25	1118819	0	Bullish	Bullish	329.59		2.14	46,051.10
13:37:48	375223	349	Bullish	Bullish	72.45		1.99	20,616.05	13:37:48	1123909	5090	Bullish	Bullish	331.40		2.14	46,058.25
13:37:53	375223	0	Bullish	Bullish	72.45		1.99	20,616.05	13:37:53	1123909	0	Bullish	Bullish	331.40		2.14	46,058.25
13:37:56	375223	0	Bullish	Bullish	72.45		1.99	20,616.05	13:37:56	1123909	0	Bullish	Bullish	331.40		2.14	46,058.25
13:38:14	375223	0	Bullish	Bullish	72.45		1.99	20,616.05	13:38:14	1123909	0	Bullish	Bullish	331.40		2.14	46,058.25
13:38:21	375223	0	Bullish	Bearish	72.45		1.99	20,616.05	13:38:21	1123909	0	Bullish	Bullish	331.40		2.14	46,058.25
13:39:00	375223	0	Bullish	Bearish	69.13		1.99	20,611.70	13:39:00	1123909	0	Bullish	Bearish	327.84		2.14	46,053.50
13:39:17	375223	0	Bullish	Bearish	69.13		1.99	20,611.70	13:39:17	1123909	0	Bullish	Bullish	327.84		2.14	46,053.50
13:39:23	375223	0	Bullish	Bearish	69.13		1.99	20,611.70	13:39:23	1123909	0	Bullish	Bearish	327.84		2.14	46,053.50
13:39:32	375223	0	Bullish	Bearish	69.13		1.99	20,611.70	13:39:32	1123909	0	Bullish	Bearish	327.84		2.14	46,053.50
13:39:38	375223	0	Bullish	Bearish	69.13		1.99	20,611.70	13:39:38	1123909	0	Bullish	Bearish	327.84		2.14	46,053.50
13:39:44	377093	1870	Bullish	Bearish	68.45		2	20,611.70	13:39:44	1130435	6526	Bullish	Bearish	323.85		2.15	46,053.50
13:40:30	377093	0	Bullish	Bearish	68.45		2	20,616.35	13:40:30	1130435	0	Bullish	Bullish	323.85		2.15	46,062.35
13:41:29	379883	2790	Bullish	Bearish	69.08		2.01	20,613.25	13:41:29	1127505	-2930	Bullish	Bullish	331.25		2.14	46,060.50
13:42:29	379883	0	Bullish	Bearish	72.45		2.01	20,611.85	13:42:29	1127505	0	Bullish	Bearish	331.40		2.14	46,057.50
13:43:29	382578	2695	Bullish	Bullish	72.81		2.02	20,617.70	13:43:29	1145071	17566	Bullish	Bullish	331.40		2.19	46,072.80
13:44:29	384042	1464	Bullish	Bullish	81.67		2.03	20,620.80	13:44:29	1145071	0	Bullish	Bullish	354.99		2.19	46,067.25
13:45:34	384042	0	Bullish	Bullish	71.16		2.03	20,619.10	13:45:34	1145071	0	Bullish	Bearish	323.85		2.19	46,056.55

Nifty ATM		Current Expiry	Exp High : 20,737.90	35.25	Not Break	Resistanc	21000	BN ATM	Monday		Exp High : 45,972.90	-511.55	Breakout	Resistanc	47000		
20700		2023-12-07	Exp Low : 20,466.00	41.75	Not Break	Support	20500	46400			Exp Low : 45,370.10	114.10	Not Break	Support	46000		
Time	NET Oi	+▲-▼	Net Oi Signal	Price Action Signal	VWAP Diff	Strike	Nifty PCR	Nifty LTP	Time	NET Oi	+▲-▼	Net Oi Signal	Price Action Signal	VWAP Diff	Strike	BN PCR	BN LTP
13:46:32	400222	16180	Bullish	Bullish	72.81		2.12	20,617.25	13:46:32	1155940	10869	Bullish	Bearish	354.94		2.2	46,041.95
13:47:30	395618	-4604	Bullish	Bearish	75.09		2.11	20,610.15	13:47:30	1155940	0	Bullish	Bearish	354.99		2.2	46,028.50
13:48:29	395618	0	Bullish	Bearish	80.48		2.11	20,601.45	13:48:29	1155940	0	Bullish	Bearish	307.06		2.2	46,001.65
13:49:30	410791	15173	Bullish	Bearish	78.36		2.18	20,595.40	13:49:30	1148322	-7618	Bullish	Bearish	272.30		2.19	45,960.35
13:50:29	410791	0	Bullish	Bearish	75.09		2.18	20,599.30	13:50:29	1170107	21785	Bullish	Bearish	328.95		2.21	45,990.20
13:51:30	410791	0	Bullish	Bearish	57.02		2.18	20,600.25	13:51:30	1170107	0	Bullish	Bearish	307.06		2.21	46,008.35
13:52:30	406119	-4672	Bullish	Bearish	61.92		2.17	20,607.55	13:52:30	1143335	-26772	Bullish	Bearish	258.02		2.18	46,044.90
13:53:30	406119	0	Bullish	Bearish	72.58		2.17	20,611.40	13:53:30	1145994	2659	Bullish	Bearish	354.58		2.19	46,035.40
13:54:30	406119	0	Bullish	Bearish	72.58		2.17	20,611.40	13:54:30	1145994	0	Bullish	Bearish	310.25		2.19	46,035.40
13:55:30	414696	8577	Bullish	Bearish	63.53		2.22	20,604.70	13:55:30	1152310	6316	Bullish	Bearish	310.25		2.21	46,015.90
13:56:29	414696	0	Bullish	Bearish	64.79		2.22	20,608.55	13:56:29	1152310	0	Bullish	Bearish	305.48		2.21	46,023.95
13:57:30	414696	0	Bullish	Bearish	66.24		2.22	20,608.50	13:57:30	1152310	0	Bullish	Bearish	321.53		2.21	46,027.00
13:58:30	414696	0	Bullish	Bearish	67.56		2.22	20,607.20	13:58:30	1160778	8468	Bullish	Bearish	317.93		2.22	46,031.85
13:59:30	413480	-1216	Bullish	Bearish	68.92		2.2	20,610.60	13:59:30	1164416	3638	Bullish	Bearish	326.60		2.22	46,035.70
14:00:30	413480	0	Bullish	Bullish	70.81		2.2	20,610.60	14:00:30	1164416	0	Bullish	Bullish	342.25		2.22	46,035.70
14:01:29	415077	1597	Bullish	Bullish	71.72		2.21	20,614.85	14:01:29	1172214	7798	Bullish	Bullish	342.06		2.24	46,046.25
14:02:30	419900	4823	Bullish	Bullish	71.72		2.22	20,618.55	14:02:30	1186313	14099	Bullish	Bullish	338.90		2.25	46,064.05
14:03:29	419900	0	Bullish	Bullish	79.41		2.22	20,621.70	14:03:29	1186313	0	Bullish	Bullish	369.46		2.25	46,067.55
14:04:31	409784	-10116	Bullish	Bullish	82.20		2.19	20,626.65	14:04:31	1180264	-6049	Bullish	Bullish	378.85		2.24	46,075.90
14:05:29	420385	10601	Bullish	Bullish	89.29		2.26	20,629.50	14:05:29	1213500	33236	Bullish	Bullish	412.19		2.33	46,108.60
14:06:31	420385	0	Bullish	Bullish	88.05		2.26	20,628.95	14:06:31	1213500	0	Bullish	Bullish	417.25		2.33	46,103.90
14:07:30	423758	3373	Bullish	Bullish	89.40		2.27	20,632.50	14:07:30	1233540	20040	Bullish	Bullish	440.61		2.35	46,140.75
14:08:30	439345	15587	Bullish	Bullish	87.88		2.39	20,629.50	14:08:30	1275371	41831	Bullish	Bullish	453.28		2.46	46,128.20
14:09:29	439345	0	Bullish	Bullish	86.81		2.39	20,631.10	14:09:29	1275371	0	Bullish	Bullish	451.18		2.46	46,140.95
14:10:30	453921	14576	Bullish	Bullish	90.73		2.51	20,633.25	14:10:30	1336598	61227	Bullish	Bullish	471.63		2.64	46,140.35
14:11:30	453921	0	Bullish	Bullish	98.68		2.51	20,636.60	14:11:30	1338260	1662	Bullish	Bullish	483.41		2.65	46,141.95
14:12:30	453921	0	Bullish	Bullish	98.68		2.51	20,637.80	14:12:30	1338260	0	Bullish	Bullish	474.53		2.65	46,150.70
14:13:30	454807	886	Bullish	Bullish	95.01		2.51	20,639.20	14:13:30	1340124	1864	Bullish	Bullish	454.84		2.61	46,148.10
14:14:30	468438	13631	Bullish	Bullish	97.23		2.63	20,636.60	14:14:30	1340124	0	Bullish	Bullish	456.46		2.61	46,144.25
14:15:31	468438	0	Bullish	Bullish	94.00		2.63	20,638.60	14:15:31	1340124	0	Bullish	Bullish	449.31		2.61	46,147.00
14:16:30	468438	0	Bullish	Bullish	97.83		2.63	20,641.05	14:16:30	1368683	28559	Bullish	Bullish	463.53		2.65	46,162.20
14:17:30	470526	2088	Bullish	Bullish	98.64		2.63	20,641.30	14:17:30	1355879	-12804	Bullish	Bullish	444.03		2.61	46,155.10
14:18:29	470526	0	Bullish	Bullish	102.42		2.63	20,647.15	14:18:29	1355879	0	Bullish	Bullish	489.37		2.61	46,178.95
14:19:29	473779	3253	Bullish	Bullish	107.86		2.66	20,645.45	14:19:29	1355879	0	Bullish	Bullish	478.37		2.61	46,184.25
14:20:27	478590	4811	Bullish	Bullish	102.24		2.67	20,645.40	14:20:27	1386067	30188	Bullish	Bullish	452.23		2.68	46,164.40
14:21:31	478590	0	Bullish	Bullish	108.11		2.67	20,647.40	14:21:31	1386067	0	Bullish	Bullish	453.91		2.68	46,160.10

Nifty ATM		Current Expiry	Exp High : 20,737.90	35.25	Not Break	Resistanc	21000	BN ATM	Monday		Exp High : 45,972.90	-511.55	Breakout	Resistanc	47000		
20700		2023-12-07	Exp Low : 20,466.00	41.75	Not Break	Support	20500	46400			Exp Low : 45,370.10	114.10	Not Break	Support	46000		
Time	NET Oi	+▲-▼	Net Oi Signal	Price Action Signal	VWAP Diff	Strike	Nifty PCR	Nifty LTP	Time	NET Oi	+▲-▼	Net Oi Signal	Price Action Signal	VWAP Diff	Strike	BN PCR	BN LTP
14:22:32	494423	15833	Bullish	Bullish	102.15		2.76	20,641.15	14:22:32	1386067	0	Bullish	Bullish	446.33		2.68	46,141.35
14:23:29	494423	0	Bullish	Bullish	100.36		2.76	20,640.05	14:23:29	1376311	-9756	Bullish	Bullish	446.33		2.62	46,143.60
14:24:29	494423	0	Bullish	Bearish	96.84		2.76	20,631.35	14:24:29	1376311	0	Bullish	Bearish	436.61		2.62	46,125.50
14:25:32	494423	0	Bullish	Bearish	94.79		2.76	20,631.65	14:25:32	1370785	-5526	Bullish	Bearish	436.61		2.58	46,129.85
14:26:29	505836	11413	Bullish	Bearish	94.09		2.84	20,633.10	14:26:29	1370785	0	Bullish	Bearish	438.31		2.58	46,136.20
14:27:30	505836	0	Bullish	Bearish	93.47		2.84	20,634.50	14:27:30	1370785	0	Bullish	Bearish	432.51		2.58	46,135.60
14:28:29	493589	-12247	Bullish	Bullish	98.20		2.75	20,640.60	14:28:29	1375525	4740	Bullish	Bullish	447.57		2.59	46,164.30
14:29:30	493589	0	Bullish	Bullish	100.38		2.75	20,641.65	14:29:30	1380986	5461	Bullish	Bullish	464.91		2.6	46,171.50
14:30:30	493589	0	Bullish	Bullish	99.45		2.75	20,645.75	14:30:30	1380986	0	Bullish	Bullish	464.91		2.6	46,186.85
14:31:30	499586	5997	Bullish	Bullish	99.45		2.81	20,647.85	14:31:30	1383225	2239	Bullish	Bullish	451.18		2.6	46,199.65
14:32:30	499586	0	Bullish	Bullish	99.45		2.81	20,653.05	14:32:30	1404961	21736	Bullish	Bullish	451.18		2.67	46,197.85
14:33:30	499586	0	Bullish	Bullish	108.60		2.81	20,649.40	14:33:30	1404961	0	Bullish	Bullish	501.65		2.67	46,206.80
14:34:30	494061	-5525	Bullish	Bullish	114.35		2.79	20,651.95	14:34:30	1440723	35762	Bullish	Bullish	489.76		2.77	46,222.00
14:35:32	506588	12527	Bullish	Bullish	110.02		2.92	20,652.50	14:35:32	1440723	0	Bullish	Bullish	497.15		2.77	46,218.60
14:36:30	506588	0	Bullish	Bullish	110.02		2.92	20,654.45	14:36:30	1440723	0	Bullish	Bullish	497.15		2.77	46,220.60
14:37:30	508410	1822	Bullish	Bullish	111.18		2.93	20,653.75	14:37:30	1473698	32975	Bullish	Bullish	517.27		2.88	46,221.40
14:38:30	511819	3409	Bullish	Bullish	110.81		2.97	20,655.60	14:38:30	1473698	0	Bullish	Bullish	507.87		2.88	46,223.45
14:39:29	511819	0	Bullish	Bullish	112.23		2.97	20,656.35	14:39:29	1473698	0	Bullish	Bullish	540.02		2.88	46,234.45
14:40:29	514907	3088	Bullish	Bullish	108.60		3	20,652.00	14:40:29	1492185	18487	Bullish	Bullish	488.54		2.95	46,207.80
14:41:29	516334	1427	Bullish	Bullish	106.31		3.01	20,652.25	14:41:29	1488317	-3868	Bullish	Bullish	496.15		2.95	46,220.85
14:42:31	516334	0	Bullish	Bullish	108.80		3.01	20,654.70	14:42:31	1488317	0	Bullish	Bullish	502.36		2.95	46,221.65
14:43:30	522428	6094	Bullish	Bullish	110.73		3.03	20,656.00	14:43:30	1488317	0	Bullish	Bullish	496.44		2.95	46,218.80
14:44:30	529211	6783	Bullish	Bullish	114.25		3.11	20,657.65	14:44:30	1477052	-11265	Bullish	Bullish	499.24		2.9	46,226.45
14:45:30	529211	0	Bullish	Bullish	119.84		3.11	20,663.45	14:45:30	1477052	0	Bullish	Bullish	537.76		2.9	46,248.10
14:46:30	543690	14479	Bullish	Bullish	122.37		3.31	20,666.50	14:46:30	1507580	30528	Bullish	Bullish	555.67		3.04	46,266.85
14:47:30	544054	364	Bullish	Bullish	118.71		3.31	20,665.55	14:47:30	1507580	0	Bullish	Bullish	521.01		3.04	46,253.75
14:48:31	544054	0	Bullish	Bullish	118.71		3.31	20,656.90	14:48:31	1507580	0	Bullish	Bullish	522.39		3.04	46,236.90
14:49:30	551897	7843	Bullish	Bullish	118.71		3.43	20,658.75	14:49:30	1506988	-592	Bullish	Bullish	522.39		3.04	46,245.25
14:50:31	547926	-3971	Bullish	Bullish	110.12		3.41	20,659.45	14:50:31	1519674	12686	Bullish	Bullish	513.68		3.06	46,242.35
14:51:29	547926	0	Bullish	Bullish	113.57		3.41	20,657.20	14:51:29	1519674	0	Bullish	Bullish	521.17		3.06	46,241.40
14:52:30	542867	-5059	Bullish	Bullish	109.74		3.4	20,658.10	14:52:30	1510546	-9128	Bullish	Bullish	519.70		3.02	46,239.60
14:53:29	542778	-89	Bullish	Bullish	110.12		3.39	20,658.85	14:53:29	1508561	-1985	Bullish	Bullish	519.70		3.02	46,239.30
14:54:30	542778	0	Bullish	Bullish	113.57		3.39	20,659.65	14:54:30	1508561	0	Bullish	Bullish	521.17		3.02	46,255.25
14:55:30	537807	-4971	Bullish	Bullish	111.55		3.37	20,662.80	14:55:30	1509703	1142	Bullish	Bullish	521.17		3.02	46,263.30
14:56:29	544416	6609	Bullish	Bullish	113.73		3.47	20,661.20	14:56:29	1524129	14426	Bullish	Bullish	539.23		3.06	46,260.40
14:57:31	544416	0	Bullish	Bullish	109.74		3.47	20,666.40	14:57:31	1524129	0	Bullish	Bullish	502.23		3.06	46,285.75

Nifty ATM	Nifty Spot	Nifty Pre C	Nifty Open	Nifty High	Nifty Low	India VIX	Current Expiry	Exp High	20,737.90	35.25	Not Break	Resistanc	21000	BN ATM	BN Spot	BN Pre CL	BN Open	BN High	BN Low	India VIX	Monday	Exp High	45,972.90	-511.55	Breakout	Resistanc	47000		
20700	20,684.85	20267.9	20,601.95	20,702.65	20,507.75	12.61	2023-12-07	Exp Low	20,466.00	41.75	Not Break	Support	20500	46400	46,430.85	44,814.20	45,671.50	46,484.45	45,484.20	12.61		Exp Low	45,370.10	114.10	Not Break	Support	46000		
Time	Call COI (Bearish ▼)	Call COI (+▲-▼)	Short Covering	Put COI (Bullish ▲)	Put COI (+▲-▼)	Long UW	NET Oi	+▲-▼	Net Oi Signal	Price Action Signal	VWAP Diff	Strike	Nifty PCR	Nifty LTP	Time	Call COI (Bearish ▼)	Call COI (+▲-▼)	Short Covering	Put COI (Bullish ▲)	Put COI (+▲-▼)	Long Unwinding	NET Oi	+▲-▼	Net Oi Signal	Price Action Signal	VWAP Diff	Strike	BN PCR	BN LTP
09:15:28	170385	0		23310	0		-147075	0	Bearish	Wait	-13.25		0.14	20,601.95	09:15:28	743272	0		143398	0		-599874	0	Bearish	Wait	-10.12		0.19	45,671.50
09:16:28	170385	0		23310	0		-147075	0	Bearish	Wait	-9.09		0.14	20,555.05	09:16:28	743272	0		143398	0		-599874	0	Bearish	Wait	11.85		0.19	45,539.85
09:17:28	170385	0		23310	0		-147075	0	Bearish	Wait	2.08		0.14	20,545.30	09:17:28	743272	0		143268	-130		-600004	-130	Bearish	Wait	7.24		0.19	45,568.75
09:18:28	170385	0		23310	0		-147075	0	Bearish	Wait	14.89	Buy 20400 CE	0.14	20,556.70	09:18:28	743272	0		143268	0		-600004	0	Bearish	Wait	98.99	Buy 45300 CE	0.19	45,625.00
09:19:28	208744	38359		23310	0		-185434	-38359	Bearish	Wait	13.38		0.11	20,543.25	09:19:28	882639	139367		143398	130		-739241	-139237	Bearish	Wait	85.31		0.16	45,608.80
09:20:28	208744	0		120074	96764		-88670	96764	Bearish	Wait	-6.82		0.58	20,535.80	09:20:28	882639	0		406169	262771		-476470	262771	Bearish	Wait	36.53		0.46	45,584.05
09:21:28	208744	0		120074	0		-88670	0	Bearish	Wait	-10.26	Buy 20700 PE	0.58	20,531.65	09:21:28	882639	0		406169	0		-476470	0	Bearish	Wait	66.26		0.46	45,621.75
09:22:28	225305	16561		175152	55078		-50153	38517	Bearish	Wait	-20.47		0.78	20,516.00	09:22:28	962163	79524		555403	149234		-406760	69710	Bearish	Wait	26.77		0.58	45,590.95
09:23:28	241193	15888		216983	41831		-24210	25943	Bearish	Wait	-21.87		0.9	20,511.35	09:23:28	1001708	39545		595628	40225		-406080	680	Bearish	Wait	34.32		0.59	45,593.10
09:24:28	248397	7204		216983	0		-31414	-7204	Bearish	Wait	-11.35		0.87	20,532.45	09:24:28	1001708	0		595628	0		-406080	0	Bearish	Wait	69.43		0.59	45,663.05
09:25:28	276939	28542		245408	28425		-31531	-117	Bearish	Wait	9.48		0.89	20,544.35	09:25:28	1054185	52477		676142	80514		-378043	28037	Bearish	Wait	99.11		0.64	45,655.15
09:26:28	286841	9402		258743	13335		-28098	3427	Bearish	Wait	12.56	Buy 20300 CE	0.9	20,540.35	09:26:28	1082227	28092		726445	50303		-35832	22211	Bearish	Wait	102.63		0.67	45,656.60
09:27:28	310467	23626		263755	5012		-46712	-18614	Bearish	Wait	9.64		0.85	20,546.30	09:27:28	1079466	-2811	Short C	726445	0		-353021	2811	Bearish	Wait	85.82		0.67	45,643.35
09:28:28	241193	-69274	Short C	291089	27334		49896	96608	Bullish	Bearish	16.14		1.21	20,547.75	09:28:28	1070201	-9265	Short C	770320	43875		-299881	53140	Bearish	Bearish	71.44		0.72	45,639.90
09:29:28	318474	77281		304957	13868		-13517	-63413	Bullish	Bullish	22.50		0.96	20,566.85	09:29:28	1070201	0		810898	40578		-259303	40578	Bearish	Bullish	83.59		0.76	45,663.05
09:30:28	326999	8525		23310	-281647	Long UW	-303689	-290172	Bearish	Bullish	25.01		0.07	20,565.95	09:30:28	1082408	12207		810898	0		-271510	-12207	Bearish	Bullish	102.64		0.75	45,666.00
09:31:28	335922	8923		329558	306248		-6364	297325	Bearish	Bullish	23.41		0.98	20,563.55	09:31:28	1076878	-5530	Short C	770320	-40578	Long UW	-306558	-35048	Bearish	Bullish	99.53		0.72	45,679.70
09:32:28	330662	-5260	Short C	342122	12564		11460	17824	Bullish	Bullish	32.58		1.03	20,572.15	09:32:28	1091496	14618		881428	111108		-210068	96490	Bearish	Bullish	124.75		0.81	45,722.50
09:33:28	330662	0		349432	7310		18770	7310	Bullish	Bullish	33.89		1.06	20,579.00	09:33:28	1091496	0		881428	0		-210068	0	Bearish	Bullish	162.38		0.81	45,763.55
09:34:28	330662	0		375998	26566		45336	26566	Bullish	Bullish	40.70		1.14	20,585.55	09:34:28	1058419	-33077	Short C	964382	82954		-94037	116031	Bearish	Bullish	209.56		0.91	45,782.10
09:35:28	350544	19882		380504	4506		29960	-15376	Bullish	Bullish	31.73		1.09	20,581.40	09:35:28	743272	-315147	Short C	972913	8531		229641	323678	Bullish	Bullish	170.21		1.31	45,791.30
09:36:28	350544	0		380504	0		29960	0	Bullish	Bullish	37.59		1.09	20,579.95	09:36:28	1031451	288179		972913	0		-58538	-288179	Bearish	Bullish	190.67		0.94	45,785.20
09:37:28	352336	1792		405563	25059		53227	23267	Bullish	Bullish	31.57		1.15	20,576.45	09:37:28	1017080	-14371	Short C	1029240	56327		12160	70698	Bullish	Bullish	151.00		1.01	45,770.45
09:38:28	343855	-8481	Short C	407518	1955		63663	10436	Bullish	Bullish	29.33		1.19	20,574.35	09:38:28	1001492	-15588	Short C	1043235	13995		41743	29583	Bullish	Bullish	170.13		1.04	45,778.05
09:39:28	343855	0		431771	24253		87916	24253	Bullish	Bullish	29.88		1.26	20,576.05	09:39:28	882639	-118853	Short C	972913	-70322	Long UW	90274	48531	Bullish	Bullish	162.54		1.1	45,795.15
09:40:28	346132	2277		432760	989		86628	-1288	Bullish	Bullish	28.63		1.25	20,571.70	09:40:28	1009692	127053		1068177	95264		58485	-31789	Bullish	Bullish	173.07		1.06	45,798.00
09:41:28	344071	-2061	Short C	434858	2098		90787	4159	Bullish	Bullish	28.33		1.26	20,576.80	09:41:28	1021810	12118		1081705	13528		59895	1410	Bullish	Bullish	186.47		1.06	45,800.30
09:42:28	344071	0		434858	0		90787	0	Bullish	Bullish	24.16		1.26	20,570.65	09:42:28	1021810	0		1111368	29663		89558	29663	Bullish	Bullish	171.94		1.09	45,790.85
09:43:28	358662	14591		449499	14641		90837	50	Bullish	Bullish	17.77		1.25	20,568.80	09:43:28	1044476	22666		1127259	15891		82783	-6775	Bullish	Bullish	136.49		1.08	45,761.20
09:44:28	358221	-441		449839	340		91618	781	Bullish	Bullish	19.64		1.26	20,575.55	09:44:28	1045882	1406		1133712	6453		87830	5047	Bullish	Bullish	162.43		1.08	45,780.60
09:45:28	358221	0		463868	14029		105647	14029	Bullish	Bullish	22.88		1.29	20,579.25	09:45:28	1085976	40094		1158725	25013		72749	-15081	Bullish	Bullish	163.68		1.07	45,789.25
09:46:28	372627	14406		464492	624		91865	-13782	Bullish	Bearish	17.45		1.25	20,566.50	09:46:28	1088049	2073		1172238	13513		84189	11440	Bullish	Bullish	145.52		1.08	45,766.45
09:47:28	371077	-1550	Short C	464492	0		93415	1550	Bullish	Bearish	11.77		1.25	20,566.05	09:47:28	1088049	0		1172238	0		84189	0	Bullish	Bearish	138.18		1.08	45,753.85
09:48:28	384080	13003		464492	0		80412	-13003	Bullish	Bearish	13.43		1.21	20,566.60	09:48:28	1088049	0		1172238	0		84189	0	Bullish	Bearish	139.81		1.08	45,769.85
09:49:28	384080	0		479869	15377		95789	15377	Bullish	Bearish	14.35		1.25	20,569.60	09:49:28	1127730	39681		1198944	26706		71214	-12975	Bullish	Bearish	143.81		1.06	45,760.25
09:50:28	384080	0		479869	0		95789	0	Bullish	Bearish	13.96		1.25	20,568.45	09:50:28	1127730	0		1198944	0		71214	0	Bullish	Bearish	130.90		1.06	45,764.10
09:51:30	384080	0		479869	0		95789	0	Bullish	Bearish	12.78		1.25	20,572.25	09:51:30	1127730	0		1198944	0		71214	0	Bullish	Bearish	127.91		1.06	45,766.75
09:52:28	394547	10467		486117	6248		91570	-4219	Bullish	Bearish	13.44		1.23	20,560.10	09:52:28	1147757	20027		1234022	35078		86265	15051	Bullish	Bearish	144.30		1.08	45,728.15
09:53:28	394547	0																											



Nifty ATM	Nifty Spot	Nifty Pre C	Nifty Open	Nifty High	Nifty Low	India VIX	Current Expiry	Exp High	20,737.90	35.25	Not Break	Resistanc	21000	BN ATM	BN Spot	BN Pre CL	BN Open	BN High	BN Low	India VIX	Monday	Exp High	45,972.90	-511.55	Breakout	Resistanc	47000		
20700	20,684.85	20267.9	20,601.95	20,702.65	20,507.75	12.61	2023-12-07	Exp Low	20,466.00	41.75	Not Break	Support	20500	46400	46,430.85	44,814.20	45,671.50	46,484.45	45,484.20	12.61		Exp Low	45,370.10	114.10	Not Break	Support	46000		
Time	Call COI (Bearish ▼)	Call COI (+▲-▼)	Short Covering	Put COI (Bullish ▲)	Put COI (+▲-▼)	Long UW	NET Oi	+▲-▼	Net Oi Signal	Price Action Signal	VWAP Diff	Strike	Nifty PCR	Nifty LTP	Time	Call COI (Bearish ▼)	Call COI (+▲-▼)	Short Covering	Put COI (Bullish ▲)	Put COI (+▲-▼)	Long Unwinding	NET Oi	+▲-▼	Net Oi Signal	Price Action Signal	VWAP Diff	Strike	BN PCR	BN LTP
10:17:29	478762	0	0	524278	0	0	45516	0	Bullish	Bearish	-2.40		1.1	20,537.75	10:17:29	1230164	0	0	1372661	0	0	142497	0	Bullish	Bearish	98.59		1.12	45,748.65
10:18:28	478762	0	0	524278	0	0	45516	0	Bullish	Bearish	-2.29		1.1	20,539.05	10:18:28	1230164	0	0	1397104	24443	0	166940	24443	Bullish	Bullish	100.88		1.14	45,751.30
10:19:29	489751	10989	0	530573	6295	0	40822	-4694	Bullish	Bearish	-0.47		1.08	20,537.50	10:19:29	1236566	6402	0	1397351	247	0	160785	-6155	Bullish	Bullish	111.73		1.13	45,745.65
10:20:28	489751	0	0	530573	0	0	40822	0	Bullish	Bearish	-2.25		1.08	20,538.15	10:20:28	1236566	0	0	1397351	0	0	160785	0	Bullish	Bullish	109.28		1.13	45,752.95
10:21:28	489751	0	0	530573	0	0	40822	0	Bullish	Bearish	-3.25		1.08	20,539.30	10:21:28	1236566	0	0	1397351	0	0	160785	0	Bullish	Bullish	104.64		1.13	45,751.35
10:22:29	493649	3898	0	534392	3819	0	40743	-79	Bullish	Bearish	-1.64		1.08	20,535.90	10:22:29	1242811	6245	0	1406620	9269	0	163809	3024	Bullish	Bullish	107.65		1.13	45,747.70
10:23:29	493649	0	0	534392	0	0	40743	0	Bullish	Bearish	-2.67		1.08	20,533.15	10:23:29	1242811	0	0	1406620	0	0	163809	0	Bullish	Bullish	102.47		1.13	45,739.40
10:24:29	499012	5363	0	534392	0	0	35380	-5363	Bullish	Bearish	-3.18		1.07	20,540.05	10:24:29	1242811	0	0	1406620	0	0	163809	0	Bullish	Bullish	99.70		1.13	45,758.15
10:25:30	499012	0	0	539518	5126	0	40506	5126	Bullish	Bearish	1.41		1.08	20,539.35	10:25:30	1241372	-1439	Short C	1422551	15991	0	181179	17370	Bullish	Bullish	114.78		1.15	45,761.15
10:26:29	499012	0	0	539518	0	0	40506	0	Bullish	Bearish	0.50		1.08	20,540.70	10:26:29	1241372	0	0	1422551	0	0	181179	0	Bullish	Bullish	112.65		1.15	45,756.85
10:27:28	499012	0	0	539518	0	0	40506	0	Bullish	Bearish	9.86		1.08	20,546.95	10:27:28	1241372	0	0	1422551	0	0	181179	0	Bullish	Bullish	115.03		1.15	45,754.60
10:28:28	507274	8262	0	546079	6561	0	38805	-1701	Bullish	Bullish	11.48		1.08	20,552.60	10:28:28	1259691	18319	0	1435976	13425	0	176285	-4894	Bullish	Bullish	109.08		1.14	45,753.10
10:29:30	507274	0	0	546079	0	0	38805	0	Bullish	Bullish	16.49		1.08	20,548.80	10:29:30	1259691	0	0	1435976	0	0	176285	0	Bullish	Bullish	111.46		1.14	45,763.75
10:30:29	507274	0	0	546079	0	0	38805	0	Bullish	Bullish	15.45		1.08	20,551.75	10:30:29	1259691	0	0	1435976	0	0	176285	0	Bullish	Bullish	119.28		1.14	45,759.65
10:31:28	506058	-1216	Short C	548907	2828	0	42849	4044	Bullish	Bullish	16.55		1.08	20,543.65	10:31:28	1264434	4743	0	1450118	14142	0	185684	9399	Bullish	Bearish	116.23		1.15	45,737.45
10:32:29	506058	0	0	548907	0	0	42849	0	Bullish	Bullish	10.72		1.08	20,538.95	10:32:29	1264434	0	0	1450118	0	0	185684	0	Bullish	Bearish	102.65		1.15	45,738.45
10:33:29	506058	0	0	548907	0	0	42849	0	Bullish	Bullish	9.40		1.08	20,543.50	10:33:29	1264434	0	0	1450118	0	0	185684	0	Bullish	Bearish	92.30		1.15	45,751.90
10:34:28	506925	867	0	557029	8122	0	50104	7255	Bullish	Bullish	7.99		1.1	20,542.50	10:34:28	1264305	-129	0	1458388	8270	0	194083	8399	Bullish	Bearish	101.48		1.15	45,749.50
10:35:29	506925	0	0	557029	0	0	50104	0	Bullish	Bullish	4.17		1.1	20,541.60	10:35:29	1264305	0	0	1458372	-16	0	194067	-16	Bullish	Bearish	92.10		1.15	45,743.50
10:36:30	506925	0	0	557029	0	0	50104	0	Bullish	Bullish	1.26		1.1	20,538.60	10:36:30	1264305	0	0	1466197	7825	0	201892	7825	Bullish	Bullish	86.03		1.16	45,741.10
10:37:29	511143	4218	0	563071	6042	0	51928	1824	Bullish	Bearish	1.50		1.1	20,537.55	10:37:29	1273720	9415	0	1466174	-23	0	192454	-9438	Bullish	Bearish	74.00		1.15	45,731.45
10:38:28	511143	0	0	563071	0	0	51928	0	Bullish	Bearish	4.24		1.1	20,535.25	10:38:28	1273720	0	0	1466174	0	0	192454	0	Bullish	Bearish	72.65		1.15	45,724.25
10:39:28	511143	0	0	563071	0	0	51928	0	Bullish	Bearish	0.74		1.1	20,536.30	10:39:28	1253690	-20030	Short C	1466174	0	0	212484	20030	Bullish	Bearish	60.84		1.17	45,720.30
10:40:28	517401	6258	0	566126	3055	0	48725	-3203	Bullish	Bearish	1.44		1.09	20,533.75	10:40:28	1253606	-84	0	1456240	-9934	Long UW	202634	-9850	Bullish	Bearish	71.98		1.16	45,729.95
10:41:30	517401	0	0	566126	0	0	48725	0	Bullish	Bearish	1.44		1.09	20,524.25	10:41:30	1253606	0	0	1456240	0	0	202634	0	Bullish	Bearish	81.41		1.16	45,741.90
10:42:28	517401	0	0	566126	0	0	48725	0	Bullish	Bearish	-0.65		1.09	20,529.55	10:42:28	1253606	0	0	1456240	0	0	202634	0	Bullish	Bearish	81.41		1.16	45,731.65
10:43:29	519338	1937	0	571343	5217	0	52005	3280	Bullish	Bearish	2.43		1.1	20,533.70	10:43:29	1262024	8418	0	1467070	10830	0	205046	2412	Bullish	Bearish	85.31		1.16	45,739.40
10:44:29	519338	0	0	571343	0	0	52005	0	Bullish	Bullish	8.66		1.1	20,546.05	10:44:29	1262024	0	0	1466953	-117	0	204929	-117	Bullish	Bearish	80.84		1.16	45,732.00
10:45:29	519338	0	0	571343	0	0	52005	0	Bullish	Bullish	18.40		1.1	20,545.80	10:45:29	1262024	0	0	1466953	0	0	204929	0	Bullish	Bearish	84.93		1.16	45,725.10
10:46:28	517764	-1574	Short C	573831	2488	0	56067	4062	Bullish	Bullish	14.66		1.11	20,544.40	10:46:28	1266768	4744	0	1473924	6971	0	207156	2227	Bullish	Bearish	79.71		1.16	45,715.25
10:47:29	517764	0	0	573831	0	0	56067	0	Bullish	Bullish	12.29		1.11	20,546.05	10:47:29	1266768	0	0	1473924	0	0	207156	0	Bullish	Bearish	70.58		1.16	45,706.50
10:48:29	517764	0	0	573831	0	0	56067	0	Bullish	Bullish	14.27		1.11	20,549.20	10:48:29	1266768	0	0	1473924	0	0	207156	0	Bullish	Bearish	69.00		1.16	45,719.15
10:49:30	520860	3096	0	585633	11802	0	64773	8706	Bullish	Bullish	21.12		1.12	20,550.90	10:49:30	1291091	24323	0	1488260	14336	0	197169	-9987	Bullish	Bearish	80.16		1.15	45,721.50
10:50:30	520860	0	0	585633	0	0	64773	0	Bullish	Bullish	18.07		1.12	20,546.10	10:50:30	1291091	0	0	1488260	0	0	197169	0	Bullish	Bearish	73.04		1.15	45,712.60
10:51:35	520860	0	0	585633	0	0	64773	0	Bullish	Bullish	14.08		1.12	20,544.10	10:51:35	1291091	0	0	1488260	0	0	197169	0	Bullish	Bearish	66.37		1.15	45,715.35
10:52:29	529163	8303	0	592269	6636	0	63106	-1667	Bullish	Bullish	16.14		1.12	20,548.65	10:52:29	1307272	16181	0	1493283	5023	0	186011	-11158	Bullish	Bearish	73.60		1.14	45,716.35
10:53:29	529163	0	0	592269	0	0	63106	0	Bullish	Bullish	16.03		1.12	20,549.55	10:53:29	1307272	0	0	1493276	-7	0	186004	-7	Bullish	Bearish	73.77		1.14	45,710.65
10:54:28	528006	-1157	Short C	592269	0	0	64263	1157	Bullish	Bullish	18.99		1.12	20,552.20	10:54:28	1307272	0	0	1493276	0	0	186004	0	Bullish	Bearish	73.19		1.14	45,724.15
10:55:29	528006	0	0	592269	6024	0																							

Nifty ATM	Nifty Spot	Nifty Pre C	Nifty Open	Nifty High	Nifty Low	India VIX	Current Expiry	Exp High	20,737.90	35.25	Not Break	Resistanc	21000	BN ATM	BN Spot	BN Pre CL	BN Open	BN High	BN Low	India VIX	Monday	Exp High	45,972.90	-511.55	Breakout	Resistanc	47000		
20700	20,684.85	20267.9	20,601.95	20,702.65	20,507.75	12.61	2023-12-07	Exp Low	20,466.00	41.75	Not Break	Support	20500	46400	46,430.85	44,814.20	45,671.50	46,484.45	45,484.20	12.61		Exp Low	45,370.10	114.10	Not Break	Support	46000		
Time	Call COI (Bearish ▼)	Call COI (+▲-▼)	Short Covering	Put COI (Bullish ▲)	Put COI (+▲-▼)	Long UW	NET Oi	+▲-▼	Net Oi Signal	Price Action Signal	VWAP Diff	Strike	Nifty PCR	Nifty LTP	Time	Call COI (Bearish ▼)	Call COI (+▲-▼)	Short Covering	Put COI (Bullish ▲)	Put COI (+▲-▼)	Long Unwinding	NET Oi	+▲-▼	Net Oi Signal	Price Action Signal	VWAP Diff	Strike	BN PCR	BN LTP
11:19:28	511024	-12725	Short C	655065	7147		144041	19872	Bullish	Bullish	45.13	1.28	20,580.60	11:19:28	1360216	-15889	Short C	1495371	4333		135155	20222	Bullish	Bullish	100.45	1.1	45,730.35		
11:20:29	511024	0		655065	0		144041	0	Bullish	Bullish	45.37	1.28	20,582.15	11:20:29	1360216	0		1495371	0		135155	0	Bullish	Bullish	94.62	1.1	45,731.80		
11:21:29	511024	0		655065	0		144041	0	Bullish	Bullish	41.60	1.28	20,573.35	11:21:29	1360216	0		1495371	0		135155	0	Bullish	Bullish	91.80	1.1	45,727.30		
11:22:34	510344	-680		662371	7306		152027	7986	Bullish	Bullish	37.07	1.3	20,572.80	11:22:34	1375084	14868		1510961	15590		135877	722	Bullish	Bullish	91.59	1.1	45,733.60		
11:23:28	510344	0		662371	0		152027	0	Bullish	Bullish	36.03	1.3	20,564.70	11:23:28	1375084	0		1510961	0		135877	0	Bullish	Bullish	92.36	1.1	45,721.45		
11:24:29	510344	0		662371	0		152027	0	Bullish	Bullish	33.88	1.3	20,568.90	11:24:29	1375084	0		1510961	0		135877	0	Bullish	Bullish	72.81	1.1	45,717.80		
11:25:28	513020	2676		665393	3022		152373	346	Bullish	Bearish	36.81	1.3	20,567.20	11:25:28	1379445	4361		1517570	6609		138125	2248	Bullish	Bullish	85.15	1.1	45,723.40		
11:26:28	513020	0		665393	0		152373	0	Bullish	Bearish	37.03	1.3	20,568.45	11:26:28	1379445	0		1517596	26		138151	26	Bullish	Bullish	88.37	1.1	45,729.55		
11:27:28	513020	0		665393	0		152373	0	Bullish	Bullish	37.83	1.3	20,570.50	11:27:28	1379445	0		1517596	0		138151	0	Bullish	Bullish	90.04	1.1	45,729.95		
11:28:31	509776	-3244	Short C	670673	5280		160897	8524	Bullish	Bearish	38.05	1.32	20,566.70	11:28:31	1389642	10197		1531835	14239		142193	4042	Bullish	Bullish	82.23	1.1	45,715.75		
11:29:29	509776	0		670673	0		160897	0	Bullish	Bearish	34.63	1.32	20,559.80	11:29:29	1389642	0		1531835	0		142193	0	Bullish	Bearish	74.69	1.1	45,713.50		
11:30:30	509776	0		670673	0		160897	0	Bullish	Bearish	31.38	1.32	20,565.95	11:30:30	1389642	0		1531835	0		142193	0	Bullish	Bullish	86.01	1.1	45,730.15		
11:31:29	510531	755		676719	6046		166188	5291	Bullish	Bearish	35.67	1.33	20,562.45	11:31:29	1395925	6283		1549806	17971		153881	11688	Bullish	Bearish	89.27	1.11	45,724.60		
11:32:30	510531	0		676719	0		166188	0	Bullish	Bearish	33.51	1.33	20,561.30	11:32:30	1395925	0		1549805	-1		153880	-1	Bullish	Bearish	89.04	1.11	45,722.15		
11:33:28	510531	0		676719	0		166188	0	Bullish	Bearish	34.88	1.33	20,562.30	11:33:28	1395925	0		1549805	0		153880	0	Bullish	Bullish	83.53	1.11	45,733.15		
11:34:29	512966	2435		681160	4441		168194	2006	Bullish	Bearish	34.82	1.33	20,561.90	11:34:29	1404388	8463		1563047	13242		158659	4779	Bullish	Bullish	93.87	1.11	45,729.85		
11:35:28	512966	0		681194	34		168228	34	Bullish	Bearish	33.88	1.33	20,561.75	11:35:28	1404388	0		1563047	0		158659	0	Bullish	Bearish	92.77	1.11	45,732.40		
11:36:28	512966	0		681194	0		168228	0	Bullish	Bearish	33.62	1.33	20,561.65	11:36:28	1404388	0		1563047	0		158659	0	Bullish	Bullish	90.67	1.11	45,733.10		
11:37:29	515461	2495		684006	2812		168545	317	Bullish	Bearish	32.62	1.33	20,561.00	11:37:29	1409383	4995		1563047	0		158659	-4995	Bullish	Bullish	89.73	1.11	45,734.55		
11:38:28	515461	0		684006	0		168545	0	Bullish	Bearish	33.55	1.33	20,563.00	11:38:28	1409383	0		1572127	9080		162744	9080	Bullish	Bullish	96.64	1.12	45,736.30		
11:39:29	515461	0		684006	0		168545	0	Bullish	Bearish	33.80	1.33	20,563.05	11:39:29	1409383	0		1572127	0		162744	0	Bullish	Bullish	94.90	1.12	45,733.35		
11:40:29	518781	3320		684518	512		165737	-2808	Bullish	Bearish	35.01	1.32	20,562.00	11:40:29	1412462	3079		1575539	3412		163077	333	Bullish	Bullish	93.94	1.12	45,730.85		
11:41:28	518781	0		684518	0		165737	0	Bullish	Bearish	34.40	1.32	20,562.75	11:41:28	1412487	25		1575558	19		163071	-6	Bullish	Bullish	88.85	1.12	45,731.15		
11:42:29	518781	0		684518	0		165737	0	Bullish	Bullish	34.80	1.32	20,566.25	11:42:29	1412487	0		1575558	0		163071	0	Bullish	Bullish	96.35	1.12	45,726.80		
11:43:28	521219	2438		685811	1293		164592	-1145	Bullish	Bullish	35.07	1.32	20,570.45	11:43:28	1414829	2342		1580118	4560		165289	2218	Bullish	Bullish	92.57	1.12	45,736.60		
11:44:28	521219	0		685811	0		164592	0	Bullish	Bullish	35.45	1.32	20,571.40	11:44:28	1414829	0		1580070	-48		165241	-48	Bullish	Bullish	90.36	1.12	45,736.00		
11:45:28	521219	0		685811	0		164592	0	Bullish	Bullish	35.81	1.32	20,572.00	11:45:28	1414829	0		1580096	26		165267	26	Bullish	Bullish	92.20	1.12	45,730.80		
11:46:28	523122	1903		686291	480		163169	-1423	Bullish	Bullish	39.57	1.31	20,572.00	11:46:28	1415332	503		1584318	4222		168986	3719	Bullish	Bearish	104.13	1.12	45,730.80		
11:47:28	523122	0		686291	0		163169	0	Bullish	Bullish	39.63	1.31	20,574.00	11:47:28	1415332	0		1584369	51		169037	51	Bullish	Bullish	102.57	1.12	45,739.00		
11:48:29	523122	0		686291	0		163169	0	Bullish	Bullish	38.91	1.31	20,578.35	11:48:29	1415332	0		1584369	0		169037	0	Bullish	Bullish	104.95	1.12	45,745.00		
11:49:28	522936	-186		688481	2190		165545	2376	Bullish	Bullish	38.61	1.32	20,576.55	11:49:28	1426571	11239		1592165	7796		165594	-3443	Bullish	Bullish	103.76	1.12	45,745.55		
11:50:28	522936	0		688481	0		165545	0	Bullish	Bullish	38.74	1.32	20,578.45	11:50:28	1426571	0		1592165	0		165594	0	Bullish	Bullish	107.25	1.12	45,746.60		
11:51:27	522936	0		688481	0		165545	0	Bullish	Bullish	37.23	1.32	20,578.65	11:51:27	1426571	0		1592165	0		165594	0	Bullish	Bullish	105.39	1.12	45,751.55		
11:52:28	526866	3930		690766	2285		163900	-1645	Bullish	Bullish	37.12	1.31	20,577.95	11:52:28	1436307	9736		1592513	348		156206	-9388	Bullish	Bullish	102.65	1.11	45,748.70		
11:53:29	526866	0		690766	0		163900	0	Bullish	Bullish	31.62	1.31	20,575.10	11:53:29	1436307	0		1592513	0		156206	0	Bullish	Bullish	96.05	1.11	45,745.35		
11:54:29	526866	0		690766	0		163900	0	Bullish	Bullish	32.56	1.31	20,572.85	11:54:29	1436307	0		1592513	0		156206	0	Bullish	Bullish	98.85	1.11	45,744.40		
11:55:29	527748	882		690075	-691		162327	-1573	Bullish	Bullish	29.88	1.31	20,574.70	11:55:29	1435123	-1184	Short C	1591213	-1300	Long UW	156090	-116	Bullish	Bullish	91.69	1.11	45,749.55		
11:56:29	527748	0		690075	0		162327	0	Bullish	Bullish	31.21	1.31	20,574.40	11:56:29	1435117	-6		1591213	0		156096	6	Bullish	Bullish	100.08	1.11	45,753.50		
11:57:29	527748	0		690075	0		162327	0	Bullish	Bullish	32.93	1.31	20,573.65	11:57:29	1435117	0		1591213	0		156096	0	Bullish	Bullish	100.08	1.11	45,748.65		
11:58:29	528810	1062		690954	879		162144	-183	Bullish	Bullish	32.93	1.31	20,575.90	11:58:29	1444892	9775		1600211	8998		155319	-777	Bullish	Bullish	98.70	1.11	45,744.75		
11:59:28	528810	0		690961	7		162151	7	Bullish	Bullish	36.90	1.31	20,575.45	11:59:28	1444892</														

Nifty ATM	Nifty Spot	Nifty Pre C	Nifty Open	Nifty High	Nifty Low	India VIX	Current Expiry	Exp High	20,737.90	35.25	Not Break	Resistanc	21000	BN ATM	BN Spot	BN Pre CL	BN Open	BN High	BN Low	India VIX	Monday	Exp High	45,972.90	-511.55	Breakout	Resistanc	47000		
20700	20,684.85	20267.9	20,601.95	20,702.65	20,507.75	12.61	2023-12-07	Exp Low	20,466.00	41.75	Not Break	Support	20500	46400	46,430.85	44,814.20	45,671.50	46,484.45	45,484.20	12.61		Exp Low	45,370.10	114.10	Not Break	Support	46000		
Time	Call COI (Bearish ▼)	Call COI (+▲-▼)	Short Covering	Put COI (Bullish ▲)	Put COI (+▲-▼)	Long UW	NET Oi	+▲-▼	Net Oi Signal	Price Action Signal	VPWAP Diff	Strike	Nifty PCR	Nifty LTP	Time	Call COI (Bearish ▼)	Call COI (+▲-▼)	Short Covering	Put COI (Bullish ▲)	Put COI (+▲-▼)	Long Unwinding	NET Oi	+▲-▼	Net Oi Signal	Price Action Signal	VPWAP Diff	Strike	BN PCR	BN LTP
12:21:28	498127	0		711467	0		213340	0	Bullish	Bullish	42.95	1.43	20,578.65	12:21:28	1246503	0		1674066	0		427563	0	Bullish	Bullish	195.66		1.34	45,841.85	
12:22:28	499703	1576		711467	0		211764	-1576	Bullish	Bullish	33.65	1.42	20,574.70	12:22:28	1247559	1056		1704654	30588		457095	29532	Bullish	Bullish	203.09		1.37	45,828.05	
12:23:28	499703	0		708094	-3373	Long UW	208391	-3373	Bullish	Bullish	44.02	1.42	20,581.85	12:23:28	1247559	0		1704654	0		457095	0	Bullish	Bullish	233.44		1.37	45,860.70	
12:24:28	499703	0		708094	0		208391	0	Bullish	Bullish	35.07	1.42	20,579.60	12:24:28	1247559	0		1704654	0		457095	0	Bullish	Bullish	231.06		1.37	45,863.40	
12:25:28	503066	3363		699219	-8875	Long UW	196153	-12238	Bullish	Bearish	36.56	1.39	20,574.25	12:25:28	1151422	-96137	Short C	1737155	32501		585733	128638	Bullish	Bullish	224.05		1.51	45,857.90	
12:26:28	503066	0		699219	0		196153	0	Bullish	Bearish	34.50	1.39	20,575.50	12:26:28	1151422	0		1737155	0		585733	0	Bullish	Bullish	195.22		1.51	45,858.05	
12:27:28	503066	0		699219	0		196153	0	Bullish	Bearish	36.04	1.39	20,574.50	12:27:28	1151422	0		1737155	0		585733	0	Bullish	Bullish	198.24		1.51	45,863.75	
12:28:28	506279	3213		698207	-1012	Long UW	191928	-4225	Bullish	Bearish	40.01	1.38	20,578.55	12:28:28	1170822	19400		1747844	10689		577022	-8711	Bullish	Bullish	204.92		1.49	45,865.95	
12:29:28	506279	0		698207	0		191928	0	Bullish	Bearish	40.25	1.38	20,575.60	12:29:28	1170822	0		1747844	0		577022	0	Bullish	Bullish	220.95		1.49	45,882.15	
12:30:33	506279	0		698207	0		191928	0	Bullish	Bearish	37.03	1.38	20,576.20	12:30:33	1170822	0		1747844	0		577022	0	Bullish	Bullish	228.12		1.49	45,884.70	
12:31:28	501551	-4728	Short C	698359	152		196808	4880	Bullish	Bearish	40.77	1.39	20,576.95	12:31:28	1170260	-562		1765052	17208		594792	17770	Bullish	Bullish	223.06		1.51	45,884.85	
12:32:28	501551	0		698359	0		196808	0	Bullish	Bearish	40.77	1.39	20,577.90	12:32:28	1170260	0		1765052	0		594792	0	Bullish	Bullish	207.24		1.51	45,884.55	
12:33:30	501551	0		698359	0		196808	0	Bullish	Bearish	42.36	1.39	20,576.70	12:33:30	1170260	0		1765052	0		594792	0	Bullish	Bullish	216.27		1.51	45,891.05	
12:34:33	499788	-1763	Short C	702512	4153		202724	5916	Bullish	Bullish	44.15	1.41	20,579.80	12:34:33	1167716	-2544	Short C	1778176	13124		610460	15668	Bullish	Bullish	230.36		1.52	45,897.95	
12:35:29	499788	0		704068	1556		204280	1556	Bullish	Bullish	41.90	1.41	20,578.75	12:35:29	1167716	0		1778176	0		610460	0	Bullish	Bullish	235.75		1.52	45,913.95	
12:36:28	499788	0		704068	0		204280	0	Bullish	Bearish	42.72	1.41	20,579.30	12:36:28	1167716	0		1778176	0		610460	0	Bullish	Bullish	228.71		1.52	45,918.65	
12:37:28	497824	-1964	Short C	706029	1961		208205	3925	Bullish	Bearish	41.37	1.42	20,579.60	12:37:28	1111534	-56182	Short C	1782749	4573		671215	60755	Bullish	Bullish	239.96		1.6	45,930.20	
12:38:29	497824	0		706029	0		208205	0	Bullish	Bullish	42.75	1.42	20,576.25	12:38:29	1111534	0		1797491	14742		685957	14742	Bullish	Bullish	243.74		1.62	45,919.70	
12:39:29	497824	0		706029	0		208205	0	Bullish	Bullish	39.23	1.42	20,576.70	12:39:29	1111534	0		1797491	0		685957	0	Bullish	Bullish	237.82		1.62	45,926.10	
12:40:29	498324	500		708092	2063		209768	1563	Bullish	Bullish	41.53	1.42	20,578.50	12:40:29	1094520	-17014	Short C	1825319	27828		730799	44842	Bullish	Bullish	259.13		1.67	45,933.15	
12:41:28	498324	0		708092	0		209768	0	Bullish	Bearish	40.63	1.42	20,577.40	12:41:28	1094520	0		1825319	0		730799	0	Bullish	Bullish	236.39		1.67	45,930.85	
12:42:28	498324	0		708092	0		209768	0	Bullish	Bullish	41.50	1.42	20,576.80	12:42:28	1094520	0		1825319	0		730799	0	Bullish	Bullish	235.93		1.67	45,931.75	
12:43:28	498603	279		708876	784		210273	505	Bullish	Bullish	40.45	1.42	20,576.25	12:43:28	1103514	8994		1850489	25170		746975	16176	Bullish	Bullish	239.41		1.68	45,931.75	
12:44:28	498603	0		708876	0		210273	0	Bullish	Bullish	42.11	1.42	20,577.30	12:44:28	1103222	-292		1850489	0		747267	292	Bullish	Bullish	259.49		1.68	45,951.60	
12:45:29	498603	0		708876	0		210273	0	Bullish	Bullish	42.39	1.42	20,580.40	12:45:29	1103222	0		1850489	0		747267	0	Bullish	Bullish	263.67		1.68	45,961.70	
12:46:32	494693	-3910	Short C	711188	2312		216495	6222	Bullish	Bullish	42.82	1.44	20,578.70	12:46:32	1103222	0		1891443	40954		788221	40954	Bullish	Bullish	287.87		1.71	45,967.85	
12:47:28	494693	0		711188	0		216495	0	Bullish	Bearish	42.27	1.44	20,578.75	12:47:28	1020622	-82600	Short C	1891443	0		870821	82600	Bullish	Bullish	262.19		1.85	45,957.80	
12:48:28	494693	0		711188	0		216495	0	Bullish	Bearish	41.26	1.44	20,573.15	12:48:28	1020622	0		1891443	0		870821	0	Bullish	Bullish	257.24		1.85	45,934.35	
12:49:29	494693	0		711188	0		216495	0	Bullish	Bearish	41.26	1.44	20,573.15	12:49:29	1020622	0		1891443	0		870821	0	Bullish	Bullish	257.24		1.85	45,934.35	
12:50:35	490411	-4282	Short C	708582	-2606	Long UW	218171	1676	Bullish	Bearish	38.55	1.44	20,579.20	12:50:35	1037356	16734		1917761	26318		880405	9584	Bullish	Bullish	258.24		1.85	45,938.05	
12:51:30	490411	0		708582	0		218171	0	Bullish	Bullish	38.92	1.44	20,579.95	12:51:30	1037356	0		1917761	0		880405	0	Bullish	Bullish	244.79		1.85	45,931.25	
12:52:30	491273	862		708891	309		217618	-553	Bullish	Bullish	38.92	1.44	20,581.40	12:52:30	1050581	13225		1967165	49404		916584	36179	Bullish	Bullish	252.83		1.87	45,938.05	
12:53:30	491273	0		708891	0		217618	0	Bullish	Bullish	42.70	1.44	20,582.95	12:53:30	1050581	0		1967165	0		916584	0	Bullish	Bullish	253.78		1.87	45,948.05	
12:54:30	491273	0		708891	0		217618	0	Bullish	Bullish	44.75	1.44	20,581.85	12:54:30	1050581	0		1967165	0		916584	0	Bullish	Bullish	259.16		1.87	45,937.45	
12:55:29	487638	-3635	Short C	709629	738		221991	4373	Bullish	Bullish	43.19	1.46	20,582.15	12:55:29	1050581	0		1967165	0		916584	0	Bullish	Bullish	253.99		1.87	45,940.05	
12:56:30	487638	0		709629	0		221991	0	Bullish	Bullish	42.89	1.46	20,580.80	12:56:30	1024141	-26440	Short C	1979304	12139		955163	38579	Bullish	Bullish	255.23		1.93	45,938.35	
12:57:28	487638	0		709629	0		221991	0	Bullish	Bullish	43.72	1.46	20,579.60	12:57:28	1024141	0		1979304	0		955163	0	Bullish	Bearish	255.78		1.93	45,942.05	
12:58:31	487638	0		710315	686		222677	686	Bullish	Bearish	42.72	1.46	20,578.70	12:58:31	1019713	-4428	Short C	1995603	16299		975890	20727	Bullish	Bearish	258.66		1.96	45,952.15	
12:59:30	488978	1340		710315	0		221337	-1340	Bullish	Bullish	42.45	1.45	20,581.00	12:59:30	1019713	0		1995603	0		975890	0	Bullish	Bullish	288.29		1.96	45,969.50	
13:00:30	488978	0		710315	0		221337	0	Bullish	Bullish	47.26	1.45	20,585.20																

Nifty ATM	Nifty Spot	Nifty Pre C	Nifty Open	Nifty High	Nifty Low	India VIX	Current Expiry	Exp High	20,737.90	35.25	Not Break	Resistanc	21000	BN ATM	BN Spot	BN Pre CL	BN Open	BN High	BN Low	India VIX	Monday	Exp High	45,972.90	-511.55	Breakout	Resistanc	47000		
20700	20,684.85	20267.9	20,601.95	20,702.65	20,507.75	12.61	2023-12-07	Exp Low	20,466.00	41.75	Not Break	Support	20500	46400	46,430.85	44,814.20	45,671.50	46,484.45	45,484.20	12.61		Exp Low	45,370.10	114.10	Not Break	Support	46000		
Time	Call COI (Bearish ▼)	Call COI (+▲-▼)	Short Covering	Put COI (Bullish ▲)	Put COI (+▲-▼)	Long UW	NET Oi	+▲-▼	Net Oi Signal	Price Action Signal	VWAP Diff	Strike	Nifty PCR	Nifty LTP	Time	Call COI (Bearish ▼)	Call COI (+▲-▼)	Short Covering	Put COI (Bullish ▲)	Put COI (+▲-▼)	Long Unwinding	NET Oi	+▲-▼	Net Oi Signal	Price Action Signal	VWAP Diff	Strike	BN PCR	BN LTP
13:23:30	398920	-37814	Short C	731486	0		332566	37814	Bullish	Bullish	75.57	1.83	20,609.80	13:23:30	970433	0		2087651	0		1117218	0	Bullish	Bullish	361.67		2.15	46,058.35	
13:24:31	398920	0		731486	0		332566	0	Bullish	Bullish	72.22	1.83	20,606.50	13:24:31	970433	0		2087651	0		1117218	0	Bullish	Bullish	341.48		2.15	46,040.10	
13:25:28	389911	-9009	Short C	742229	10743		352318	19752	Bullish	Bullish	72.31	1.9	20,607.95	13:25:28	955808	-14625	Short C	2087948	297		1132140	14922	Bullish	Bullish	335.40		2.18	46,038.95	
13:26:31	389911	0		742229	0		352318	0	Bullish	Bullish	67.19	1.9	20,603.45	13:26:31	955808	0		2087948	0		1132140	0	Bullish	Bullish	325.61		2.18	46,016.05	
13:27:30	389911	0		742229	0		352318	0	Bullish	Bullish	64.39	1.9	20,606.20	13:27:30	955808	0		2087948	0		1132140	0	Bullish	Bullish	323.01		2.18	46,035.75	
13:28:28	385424	-4487	Short C	742509	280		357085	4767	Bullish	Bullish	75.38	1.93	20,610.50	13:28:28	955808	0		2087948	0		1132140	0	Bullish	Bullish	336.74		2.18	46,043.30	
13:29:31	385424	0		742509	0		357085	0	Bullish	Bullish	71.00	1.93	20,609.45	13:29:31	969303	13495		2105559	17611		1136256	4116	Bullish	Bullish	324.90		2.17	46,034.20	
13:29:58	385424	0		742509	0		357085	0	Bullish	Bullish	73.86	1.93	20,605.95	13:29:58	969303	0		2105559	0		1136256	0	Bullish	Bearish	328.60		2.17	46,016.10	
13:30:38	385424	0		742509	0		357085	0	Bullish	Bullish	73.86	1.93	20,605.95	13:30:38	969303	0		2105559	0		1136256	0	Bullish	Bearish	328.60		2.17	46,016.10	
13:30:51	385424	0		749232	6723		363808	6723	Bullish	Bullish	68.53	1.94	20,609.70	13:30:51	968897	-406		2096054	-9505	Long UW	1127157	-9099	Bullish	Bearish	311.50		2.16	46,027.40	
13:31:29	385424	0		749232	0		363808	0	Bullish	Bullish	68.53	1.94	20,609.70	13:31:29	968897	0		2096054	0		1127157	0	Bullish	Bearish	311.50		2.16	46,027.40	
13:32:29	384629	-795		749232	0		364603	795	Bullish	Bullish	67.14	1.95	20,608.05	13:32:29	968897	0		2096054	0		1127157	0	Bullish	Bearish	303.57		2.16	46,026.70	
13:33:00	384629	0		749232	0		364603	0	Bullish	Bearish	67.14	1.95	20,605.30	13:33:00	968897	0		2096054	0		1127157	0	Bullish	Bearish	313.66		2.16	46,020.30	
13:33:37	384629	0		749232	0		364603	0	Bullish	Bearish	67.14	1.95	20,605.30	13:33:37	968897	0		2096054	0		1127157	0	Bullish	Bearish	313.66		2.16	46,020.30	
13:33:59	390802	6173		752940	3708		362138	-2465	Bullish	Bullish	69.21	1.93	20,616.50	13:33:59	981012	12115		2102274	6220		1121262	-5895	Bullish	Bullish	313.44		2.14	46,055.05	
13:34:45	390802	0		752940	0		362138	0	Bullish	Bullish	75.00	1.93	20,616.50	13:34:45	981012	0		2102274	0		1121262	0	Bullish	Bullish	329.59		2.14	46,055.05	
13:35:14	390802	0		752940	0		362138	0	Bullish	Bullish	75.00	1.93	20,616.50	13:35:14	981012	0		2102274	0		1121262	0	Bullish	Bullish	329.59		2.14	46,046.85	
13:35:52	390802	0		752940	0		362138	0	Bullish	Bullish	69.21	1.93	20,616.75	13:35:52	981012	0		2102274	0		1121262	0	Bullish	Bullish	327.84		2.14	46,061.15	
13:36:17	390802	0		752940	0		362138	0	Bullish	Bullish	69.21	1.93	20,616.75	13:36:17	981012	0		2102274	0		1121262	0	Bullish	Bullish	327.84		2.14	46,061.15	
13:36:29	390802	0		752940	0		362138	0	Bullish	Bullish	69.21	1.93	20,616.75	13:36:29	981012	0		2102274	0		1121262	0	Bullish	Bullish	327.84		2.14	46,061.15	
13:36:31	390802	0		752940	0		362138	0	Bullish	Bullish	69.21	1.93	20,616.75	13:36:31	981012	0		2102274	0		1121262	0	Bullish	Bullish	327.84		2.14	46,061.15	
13:36:46	378066	-12736	Short C	752940	0		374874	12736	Bullish	Bullish	74.19	1.99	20,616.75	13:36:46	983455	2443		2102274	0		1118819	-2443	Bullish	Bullish	329.59		2.14	46,061.15	
13:37:25	378066	0		752940	0		374874	0	Bullish	Bullish	74.19	1.99	20,613.50	13:37:25	983455	0		2102274	0		1118819	0	Bullish	Bullish	329.59		2.14	46,051.10	
13:37:48	378066	0		753289	349		375223	349	Bullish	Bullish	72.45	1.99	20,616.05	13:37:48	983455	0		2107364	5090		1123909	5090	Bullish	Bullish	331.40		2.14	46,058.25	
13:37:53	378066	0		753289	0		375223	0	Bullish	Bullish	72.45	1.99	20,616.05	13:37:53	983455	0		2107364	0		1123909	0	Bullish	Bullish	331.40		2.14	46,058.25	
13:37:56	378066	0		753289	0		375223	0	Bullish	Bullish	72.45	1.99	20,616.05	13:37:56	983455	0		2107364	0		1123909	0	Bullish	Bullish	331.40		2.14	46,058.25	
13:38:14	378066	0		753289	0		375223	0	Bullish	Bullish	72.45	1.99	20,616.05	13:38:14	983455	0		2107364	0		1123909	0	Bullish	Bullish	331.40		2.14	46,058.25	
13:38:21	378066	0		753289	0		375223	0	Bullish	Bearish	72.45	1.99	20,616.05	13:38:21	983455	0		2107364	0		1123909	0	Bullish	Bullish	331.40		2.14	46,058.25	
13:39:00	378066	0		753289	0		375223	0	Bullish	Bearish	69.13	1.99	20,611.70	13:39:00	983455	0		2107364	0		1123909	0	Bullish	Bearish	327.84		2.14	46,053.50	
13:39:17	378066	0		753289	0		375223	0	Bullish	Bearish	69.13	1.99	20,611.70	13:39:17	983455	0		2107364	0		1123909	0	Bullish	Bullish	327.84		2.14	46,053.50	
13:39:23	378066	0		753289	0		375223	0	Bullish	Bearish	69.13	1.99	20,611.70	13:39:23	983455	0		2107364	0		1123909	0	Bullish	Bearish	327.84		2.14	46,053.50	
13:39:32	378066	0		753289	0		375223	0	Bullish	Bearish	69.13	1.99	20,611.70	13:39:32	983455	0		2107364	0		1123909	0	Bullish	Bearish	327.84		2.14	46,053.50	
13:39:38	378066	0		753289	0		375223	0	Bullish	Bearish	69.13	1.99	20,611.70	13:39:38	983455	0		2107364	0		1123909	0	Bullish	Bearish	327.84		2.14	46,053.50	
13:39:44	378066	0		755159	1870		377093	1870	Bullish	Bearish	68.45	2	20,611.70	13:39:44	983455	0		2113890	6526		1130435	6526	Bullish	Bearish	323.85		2.15	46,053.50	
13:40:30	378066	0		755159	0		377093	0	Bullish	Bearish	68.45	2	20,616.35	13:40:30	983455	0		2113890	0		1130435	0	Bullish	Bullish	323.85		2.15	46,062.35	
13:41:29	375276	-2790	Short C	755159	0		379883	2790	Bullish	Bearish	69.08	2.01	20,613.25	13:41:29	986385	2930		2113890	0		1127505	-2930	Bullish	Bullish	331.25		2.14	46,060.50	
13:42:29	375276	0		755159	0		379883	0	Bullish	Bearish	72.45	2.01	20,611.85	13:42:29	986385	0		2113890	0		1127505	0	Bullish	Bearish	331.40		2.14	46,057.50	
13:43:29	375276	0		757854	2695		382578	2695	Bullish	Bullish	72.81	2.02	20,617.70	13:43:29	964919	-21466	Short C	2109990	-3900	Long UW	1145071	17566	Bullish	Bullish	331.40		2.19	46,072.80	
13:44:29	373812	-1464	Short C	757854	0		384042	1464	Bullish	Bullish	81.67	2.03	20,620.80	13:44:29	964919	0		2109990	0		1145071	0	Bullish	Bullish	354.99		2.19	46,067.25	
13:45:34	373812	0		757854	0		384042	0	Bullish	Bullish	71.16	2.03	20,619.10	13:45:34	964919	0		2109990	0		1145071	0	Bullish	Bearish	323.85		2.19	46,056.55	
13:46:3																													

Nifty ATM	Nifty Spot	Nifty Pre C	Nifty Open	Nifty High	Nifty Low	India VIX	Current Expiry	Exp High	20,737.90	35.25	Not Break	Resistanc	21000	BN ATM	BN Spot	BN Pre CL	BN Open	BN High	BN Low	India VIX	Monday	Exp High	45,972.90	-511.55	Breakout	Resistanc	47000		
20700	20,684.85	20267.9	20,601.95	20,702.65	20,507.75	12.61	2023-12-07	Exp Low	20,466.00	41.75	Not Break	Support	20500	46400	46,430.85	44,814.20	45,671.50	46,484.45	45,484.20	12.61	45972.90	45,370.10	114.10	Not Break	Support	46000			
Time	Call COI (Bearish ▼)	Call COI (+▲▼)	Short Covering	Put COI (Bullish ▲)	Put COI (+▲▼)	Long UW	NET Oi	+▲▼	Net Oi Signal	Price Action Signal	VWAP Diff	Strike	Nifty PCR	Nifty LTP	Time	Call COI (Bearish ▼)	Call COI (+▲▼)	Short Covering	Put COI (Bullish ▲)	Put COI (+▲▼)	Long Unwinding	NET Oi	+▲▼	Net Oi Signal	Price Action Signal	VWAP Diff	Strike	BN PCR	BN LTP
14:08:30	316823	-15587	Short C	756168	0		439345	15587	Bullish	Bullish	87.88	2.39	20,629.50	14:08:30	873956	-41831	Short C	2149327	0		1275371	41831	Bullish	Bullish	453.28	2.46	46,128.20		
14:09:29	316823	0		756168	0		439345	0	Bullish	Bullish	86.81	2.39	20,631.10	14:09:29	873956	0		2149327	0		1275371	0	Bullish	Bullish	451.18	2.46	46,140.95		
14:10:30	300266	-16557	Short C	754187	-1981	Long UW	453921	14576	Bullish	Bullish	90.73	2.51	20,633.25	14:10:30	812729	-61227	Short C	2149327	0		1336598	61227	Bullish	Bullish	471.63	2.64	46,140.35		
14:11:30	300266	0		754187	0		453921	0	Bullish	Bullish	98.68	2.51	20,636.60	14:11:30	812729	0		2150989	1662		1338260	1662	Bullish	Bullish	483.41	2.65	46,141.95		
14:12:30	300266	0		754187	0		453921	0	Bullish	Bullish	98.68	2.51	20,637.80	14:12:30	812729	0		2150989	0		1338260	0	Bullish	Bullish	474.53	2.65	46,150.70		
14:13:30	300266	0		755073	886		454807	886	Bullish	Bullish	95.01	2.51	20,639.20	14:13:30	830449	17720		2170573	19584		1340124	1864	Bullish	Bullish	454.84	2.61	46,148.10		
14:14:30	286635	-13631	Short C	755073	0		468438	13631	Bullish	Bullish	97.23	2.63	20,636.60	14:14:30	830449	0		2170573	0		1340124	0	Bullish	Bullish	456.46	2.61	46,144.25		
14:15:31	286635	0		755073	0		468438	0	Bullish	Bullish	94.00	2.63	20,638.60	14:15:31	830449	0		2170573	0		1340124	0	Bullish	Bullish	449.31	2.61	46,147.00		
14:16:30	286635	0		755073	0		468438	0	Bullish	Bullish	97.83	2.63	20,641.05	14:16:30	830449	0		2199132	28559		1368683	28559	Bullish	Bullish	463.53	2.65	46,162.20		
14:17:30	289011	2376		759537	4464		470526	2088	Bullish	Bullish	98.64	2.63	20,641.30	14:17:30	843253	12804		2199132	0		1355879	-12804	Bullish	Bullish	444.03	2.61	46,155.10		
14:18:29	289011	0		759537	0		470526	0	Bullish	Bullish	102.42	2.63	20,647.15	14:18:29	843253	0		2199132	0		1355879	0	Bullish	Bullish	489.37	2.61	46,178.95		
14:19:29	285758	-3253	Short C	759537	0		473779	3253	Bullish	Bullish	107.86	2.66	20,645.45	14:19:29	843253	0		2199132	0		1355879	0	Bullish	Bullish	478.37	2.61	46,184.25		
14:20:27	285758	0		764348	4811		478590	4811	Bullish	Bullish	102.24	2.67	20,645.40	14:20:27	825329	-17924	Short C	2211396	12264		1386067	30188	Bullish	Bullish	452.23	2.68	46,164.40		
14:21:31	285758	0		764348	0		478590	0	Bullish	Bullish	108.11	2.67	20,647.40	14:21:31	825329	0		2211396	0		1386067	0	Bullish	Bullish	453.91	2.68	46,160.10		
14:22:32	280266	-5492	Short C	774689	10341		494423	15833	Bullish	Bullish	102.15	2.76	20,641.15	14:22:32	825329	0		2211396	0		1386067	0	Bullish	Bullish	446.33	2.68	46,141.35		
14:23:29	280266	0		774689	0		494423	0	Bullish	Bullish	100.36	2.76	20,640.05	14:23:29	849039	23710		2225350	13954		1376311	-9756	Bullish	Bullish	446.33	2.62	46,143.60		
14:24:29	280266	0		774689	0		494423	0	Bullish	Bearish	96.84	2.76	20,631.35	14:24:29	849039	0		2225350	0		1376311	0	Bullish	Bearish	436.61	2.62	46,125.50		
14:25:32	280266	0		774689	0		494423	0	Bullish	Bearish	94.79	2.76	20,631.65	14:25:32	865306	16267		2236091	10741		1370785	-5526	Bullish	Bearish	436.61	2.58	46,129.85		
14:26:29	274791	-5475	Short C	780627	5938		505836	11413	Bullish	Bearish	94.09	2.84	20,633.10	14:26:29	865306	0		2236091	0		1370785	0	Bullish	Bearish	438.31	2.58	46,136.20		
14:27:30	274791	0		780627	0		505836	0	Bullish	Bearish	93.47	2.84	20,634.50	14:27:30	865306	0		2236091	0		1370785	0	Bullish	Bearish	432.51	2.58	46,135.60		
14:28:29	282220	7429		775809	-4818	Long UW	493589	-12247	Bullish	Bullish	98.20	2.75	20,640.60	14:28:29	863098	-2208	Short C	2238623	2532		1375535	4740	Bullish	Bullish	447.57	2.59	46,164.30		
14:29:30	282220	0		775809	0		493589	0	Bullish	Bullish	100.38	2.75	20,641.65	14:29:30	863098	0		2244084	5461		1380986	5461	Bullish	Bullish	464.91	2.6	46,171.50		
14:30:30	282220	0		775809	0		493589	0	Bullish	Bullish	99.45	2.75	20,645.75	14:30:30	863098	0		2244084	0		1380986	0	Bullish	Bullish	464.91	2.6	46,186.85		
14:31:30	276282	-5938	Short C	775868	59		499586	5997	Bullish	Bullish	99.45	2.81	20,647.85	14:31:30	863098	0		2246323	2239		1383225	2239	Bullish	Bullish	451.18	2.6	46,199.65		
14:32:30	276282	0		775868	0		499586	0	Bullish	Bullish	99.45	2.81	20,653.05	14:32:30	841362	-21736	Short C	2246323	0		1404961	21736	Bullish	Bullish	451.18	2.67	46,197.85		
14:33:30	276282	0		775868	0		499586	0	Bullish	Bullish	108.60	2.81	20,649.40	14:33:30	841362	0		2246323	0		1404961	0	Bullish	Bullish	501.65	2.67	46,206.80		
14:34:30	276282	0		770343	-5525	Long UW	494061	-5525	Bullish	Bullish	114.35	2.79	20,651.95	14:34:30	814853	-26509	Short C	2255576	9253		1440723	35762	Bullish	Bullish	489.76	2.77	46,222.00		
14:35:32	263755	-12527	Short C	770343	0		506588	12527	Bullish	Bullish	110.02	2.92	20,652.50	14:35:32	814853	0		2255576	0		1440723	0	Bullish	Bullish	497.15	2.77	46,218.60		
14:36:30	263755	0		770343	0		506588	0	Bullish	Bullish	110.02	2.92	20,654.45	14:36:30	814853	0		2255576	0		1440723	0	Bullish	Bullish	497.15	2.77	46,220.60		
14:37:30	263755	0		772165	1822		500410	1822	Bullish	Bullish	111.18	2.93	20,653.75	14:37:30	783550	-31303	Short C	2257248	1672		1473698	32975	Bullish	Bullish	517.27	2.88	46,221.40		
14:38:30	260346	-3409	Short C	772165	0		511819	3409	Bullish	Bullish	110.81	2.97	20,655.60	14:38:30	783550	0		2257248	0		1473698	0	Bullish	Bullish	507.87	2.88	46,234.45		
14:39:29	260346	0		772165	0		511819	0	Bullish	Bullish	112.23	2.97	20,656.35	14:39:29	783550	0		2257248	0		1473698	0	Bullish	Bullish	540.02	2.88	46,234.45		
14:40:29	257258	-3088	Short C	772165	0		514907	3088	Bullish	Bullish	108.60	3	20,652.00	14:40:29	765063	-18487	Short C	2257248	0		1492185	18487	Bullish	Bullish	488.54	2.95	46,207.80		
14:41:29	257258	0		773592	1427		516334	1427	Bullish	Bullish	106.31	3.01	20,652.25	14:41:29	765063	0		2253380	-3868	Long UW	1488317	-3868	Bullish	Bullish	496.15	2.95	46,220.85		
14:42:31	257258	0		773592	0		516334	0	Bullish	Bullish	108.80	3.01	20,654.70	14:42:31	765063	0		2253380	0		1488317	0	Bullish	Bullish	502.36	2.95	46,221.65		
14:43:30	257258	0		779686	6094		524228	6094	Bullish	Bullish	110.73	3.03	20,656.00	14:43:30	765063	0		2253380	0		1488317	0	Bullish	Bullish	496.44	2.95	46,218.80		
14:44:30	250475	-6783	Short C	779686	0		529211	6783	Bullish	Bullish	114.25	3.11	20,657.65	14:44:30	777344	12281		2254396	1016		1477052	-11265	Bullish	Bullish	499.24	2.9	46,226.45		
14:45:30	250475	0		779686	0		529211	0	Bullish	Bullish	119.84	3.11	20,663.45	14:45:30	777344	0		2254396	0		1477052	0	Bullish	Bullish	537.76	2.9	46,248.10		
14:46:30	235386	-15089	Short C	779076	-610		543690	14479	Bullish	Bullish	122.37	3.31	20,666.50	14:46:30	737682	-39662	Short C	2245262	-9134	Long UW	1507580	30528	Bullish	Bullish	555.67	3.04	46,266.85		
14:47:30	235386	0		779440	364		544054	364	Bullish	Bullish	118.71	3.31	20,665.55	14:47:30	737682	0		2245262	0		1507580	0	Bullish	Bullish	521.01	3.04	4		

Nifty ATM	Nifty Spot	Nifty Pre C	Nifty Open	Nifty High	Nifty Low	India VIX	Current Expiry	Exp High	20,737.90	35.25	Not Break	Resistanc	21000	BN ATM	BN Spot	BN Pre CL	BN Open	BN High	BN Low	India VIX	Monday		Exp High	45,972.90	-51.55	Breakout	Resistanc	47000	
20700	20,684.85	20267.9	20,601.95	20,702.65	20,507.75	12.61	2023-12-07	Exp Low	20,466.00	41.75	Not Break	Support	20500	46400	46,430.85	44,814.20	45,671.50	46,484.45	45,484.20	12.61			Exp Low	45,370.10	114.10	Not Break	Support	46000	
Time	Call COI (Bearish ▼)	Call COI (+▲-▼)	Short Covering	Put COI (Bullish ▲)	Put COI (+▲-▼)	Long UW	NET Oi	+▲-▼	Net Oi Signal	Price Action Signal	VWAP Diff	Strike	Nifty PCR	Nifty LTP	Time	Call COI (Bearish ▼)	Call COI (+▲-▼)	Short Covering	Put COI (Bullish ▲)	Put COI (+▲-▼)	Long Unwinding	NET Oi	+▲-▼	Net Oi Signal	Price Action Signal	VWAP Diff	Strike	BN PCR	BN LTP
15:10:30	166585	-5356	Short C	716174	0		549589	5356	Bullish	Bullish	87.58		4.3	20,678.45	15:10:30	613378	0		2212180	1026		1598802	1026	Bullish	Bullish	544.15		3.61	46,380.85
15:11:30	166585	0		699997	-16177	Long UW	533412	-16177	Bullish	Bullish	89.17		4.2	20,681.60	15:11:30	601583	-11795	Short C	2212180	0		1610597	11795	Bullish	Bullish	559.87		3.68	46,396.55
15:12:31	166585	0		699997	0		533412	0	Bullish	Bullish	81.86		4.2	20,679.25	15:12:31	601583	0		2212180	0		1610597	0	Bullish	Bullish	553.79		3.68	46,426.10
15:13:30	166585	0		680148	-19849	Long UW	513563	-19849	Bullish	Bullish	81.77		4.08	20,680.20	15:13:30	601583	0		2212180	0		1610597	0	Bullish	Bullish	574.95		3.68	46,449.95
15:14:29	166391	-194		680148	0		513757	194	Bullish	Bullish	91.84		4.09	20,686.45	15:14:29	590630	-10953	Short C	2198915	-13265	Long UW	1608285	-2312	Bullish	Bullish	592.35		3.72	46,468.45
15:15:30	166391	0		680148	0		513757	0	Bullish	Bearish	86.10		4.09	20,681.65	15:15:30	590630	0		2198915	0		1608285	0	Bullish	Bullish	553.23		3.72	46,440.00
15:16:30	166391	0		680148	0		513757	0	Bullish	Bearish	85.85		4.09	20,681.60	15:16:30	565065	-25565	Short C	2198915	0		1633850	25565	Bullish	Bearish	548.42		3.89	46,440.20
15:17:30	165388	-1003	Short C	667456	-12692	Long UW	502068	-11689	Bullish	Bearish	94.77		4.04	20,686.20	15:17:30	565065	0		2190348	-8567	Long UW	1625283	-8567	Bullish	Bullish	565.81		3.88	46,443.45
15:18:30	165388	0		667456	0		502068	0	Bullish	Bullish	93.16		4.04	20,687.35	15:18:30	565065	0		2190348	0		1625283	0	Bullish	Bullish	568.73		3.88	46,437.50
15:19:31	151178	-14210	Short C	667456	0		516278	14210	Bullish	Bullish	91.21		4.42	20,685.70	15:19:31	565065	0		2190348	0		1625283	0	Bullish	Bullish	560.77		3.88	46,440.45
15:20:29	151178	0		656026	-11430	Long UW	504848	-11430	Bullish	Bearish	92.91		4.34	20,686.25	15:20:29	561156	-3909	Short C	2186876	-3472	Long UW	1625720	437	Bullish	Bullish	584.18		3.9	46,459.60
15:21:30	151178	0		656026	0		504848	0	Bullish	Bearish	89.66		4.34	20,682.75	15:21:30	561156	0		2186876	0		1625720	0	Bullish	Bearish	573.71		3.9	46,423.85
15:22:30	151178	0		656026	0		504848	0	Bullish	Bullish	87.80		4.34	20,692.10	15:22:30	561156	0		2150167	-36709	Long UW	1589011	-36709	Bullish	Bullish	569.13		3.83	46,451.25
15:23:30	147341	-3837	Short C	637247	-18779	Long UW	489906	-14942	Bullish	Bullish	91.26		4.32	20,692.50	15:23:30	533594	-27562	Short C	2150167	0		1616573	27562	Bullish	Bullish	574.49		4.03	46,457.40
15:24:29	147341	0		637247	0		489906	0	Bullish	Bullish	89.99		4.32	20,688.95	15:24:29	533594	0		2150167	0		1616573	0	Bullish	Bullish	586.18		4.03	46,455.00
15:25:30	147341	0		620653	-16594	Long UW	473312	-16594	Bullish	Bullish	85.14		4.21	20,686.90	15:25:30	503573	-30021	Short C	2150167	0		1646594	30021	Bullish	Bullish	575.30		4.27	46,453.55
15:26:29	142301	-5040	Short C	620653	0		478352	5040	Bullish	Bullish	89.56		4.36	20,687.35	15:26:29	503573	0		2109270	-40897	Long UW	1605697	-40897	Bullish	Bullish	595.11		4.19	46,453.50
15:27:32	142301	0		620653	0		478352	0	Bullish	Bullish	89.49		4.36	20,687.20	15:27:32	503573	0		2109270	0		1605697	0	Bullish	Bearish	579.37		4.19	46,454.85
15:28:30	142301	0		620653	0		478352	0	Bullish	Bullish	92.40		4.36	20,690.85	15:28:30	449582	-53991	Short C	2109270	0		1659688	53991	Bullish	Bullish	590.06		4.69	46,460.55
15:29:32	126377	-15924	Short C	606276	-14377	Long UW	479899	1547	Bullish	Bullish	94.73		4.8	20,692.80	15:29:32	449098	-484		2040640	-68630	Long UW	1591542	-68146	Bullish	Bullish	587.46		4.54	46,479.20
15:30:30	126377	0		606276	0		479899	0	Bullish	Bearish	93.12		4.8	20,683.35	15:30:30	449098	0		2040640	0		1591542	0	Bullish	Bearish	601.52		4.54	46,439.80
15:31:30	126377	0		606276	0		479899	0	Bullish	Bearish	95.60		4.8	20,684.85	15:31:30	449098	0		2040640	0		1591542	0	Bullish	Bearish	575.12		4.54	46,430.85

Nifty ATM	Nifty Spot	Nifty Pre O	Nifty Open	Nifty High	Nifty Low	India VIX	Current Expiry	Exp High	20,737.90	35.25	Not Break	Resistanc	21000	BN ATM	BN Spot	BN Pre CL	BN Open	BN High	BN Low	India VIX	Monday	Exp High	45,972.90	-511.55	Breakout	Resistanc	47000		
20700	20,684.85	20267.9	20,601.95	20,702.65	20,507.75	12.61	2023-12-07	Exp Low	20,466.00	41.75	Not Break	Support	20500	46400	46,430.85	44,814.20	45,671.50	46,484.45	45,484.20	12.61		Exp Low	45,370.10	114.10	Not Break	Support	46000		
Time	Call COI (Bearish ▼)	Call COI (+▲-▼)	Short Covering	Put COI (Bullish ▲)	Put COI (+▲-▼)	Long UW	NET Oi	+▲-▼	Net Oi Signal	Price Action Signal	VWAP Diff	Strike	Nifty PCR	Nifty LTP	Time	Call COI (Bearish ▼)	Call COI (+▲-▼)	Short Covering	Put COI (Bullish ▲)	Put COI (+▲-▼)	Long Unwinding	NET Oi	+▲-▼	Net Oi Signal	Price Action Signal	VWAP Diff	Strike	BN PCR	BN LTP
09:15:28	170385	0		23310	0		-147075	0	Bearish	Wait	-13.25	20600	0.14	20,601.95	09:15:28	743272	0		143398	0		-599874	0	Bearish	Wait	-10.12	45700	0.19	45,671.50
09:16:28	170385	0		23310	0		-147075	0	Bearish	Wait	-9.09	20550	0.14	20,555.05	09:16:28	743272	0		143398	0		-599874	0	Bearish	Wait	11.85	45500	0.19	45,539.85
09:17:29	170385	0		23310	0		-147075	0	Bearish	Wait	2.08	20550	0.14	20,545.30	09:17:29	743272	0		143268	-130		-600004	-130	Bearish	Wait	7.24	45600	0.19	45,568.75
09:18:28	170385	0		23310	0		-147075	0	Bearish	Wait	14.89	20550	0.14	20,556.70	09:18:28	743272	0		143268	0		-600004	0	Bearish	Wait	98.99	45600	0.19	45,625.00
09:19:28	208744	38359		23310	0		-185434	-38359	Bearish	Wait	13.38	20550	0.11	20,543.25	09:19:28	882639	139367		143398	130		-739241	-139237	Bearish	Wait	85.31	45600	0.16	45,608.80
09:20:28	208744	0		120074	96764		-88670	96764	Bearish	Wait	-6.82	20550	0.58	20,535.80	09:20:28	882639	0		406169	262771		-476470	262771	Bearish	Wait	36.53	45600	0.46	45,584.05
09:21:29	208744	0		120074	0		-88670	0	Bearish	Wait	-10.26	20550	0.58	20,531.65	09:21:29	882639	0		406169	0		-476470	0	Bearish	Wait	66.26	45600	0.46	45,621.75
09:22:28	225305	16561		175152	55078		-50153	38517	Bearish	Wait	-20.47	20500	0.78	20,516.00	09:22:28	962163	79524		555403	149234		-406760	69710	Bearish	Wait	26.77	45600	0.58	45,590.95
09:23:28	241193	15888		216983	41831		-24210	25943	Bearish	Wait	-21.87	20500	0.9	20,511.35	09:23:28	1001708	39545		595628	40225		-406080	680	Bearish	Wait	34.32	45600	0.59	45,593.10
09:24:28	248397	7204		216983	0		-31414	-7204	Bearish	Wait	-11.35	20550	0.87	20,532.45	09:24:28	1001708	0		595628	0		-406080	0	Bearish	Wait	69.43	45700	0.59	45,663.05
09:25:29	276939	28542		245408	28425		-31531	-117	Bearish	Wait	9.48	20550	0.89	20,544.35	09:25:29	1054185	52477		676142	80514		-378043	28037	Bearish	Wait	99.11	45700	0.64	45,655.15
09:26:28	286841	9902		258743	13335		-28098	3433	Bearish	Wait	12.56	20550	0.89	20,540.35	09:26:28	1082277	28092		726445	50303		-35832	22211	Bearish	Wait	102.63	45700	0.67	45,656.60
09:27:28	310467	23626		263755	5012		-46712	-18614	Bearish	Wait	9.64	20550	0.85	20,546.30	09:27:28	1079466	-2811	Short C	726445	0		-353021	2811	Bearish	Wait	85.82	45600	0.67	45,643.35
09:28:28	241193	-69274	Short C	291089	27334		49896	96608	Bullish	Bearish	16.14	20550	1.21	20,547.75	09:28:28	1070201	-9265	Short C	770320	43875		-299881	53140	Bearish	Bearish	71.44	45600	0.72	45,639.90
09:29:28	318474	77281		304957	13868		-13517	-63413	Bullish	Bullish	22.50	20550	0.96	20,566.85	09:29:28	1070201	0		810898	40578		-259303	40578	Bearish	Bullish	83.59	45700	0.76	45,663.05
09:30:28	326999	8525		23310	-281647	Long UW	-303689	-290172	Bearish	Bullish	25.01	20550	0.07	20,565.95	09:30:28	1082408	12207		810898	0		-271510	-12207	Bearish	Bullish	102.64	45700	0.75	45,666.00
09:31:28	335922	8923		329558	306248		-6364	297325	Bearish	Bullish	23.41	20550	0.98	20,563.55	09:31:28	1076878	-5530	Short C	770320	-40578	Long UW	-306558	-35048	Bearish	Bullish	99.53	45700	0.72	45,679.70
09:32:29	330662	-5260	Short C	342122	12564		11460	17824	Bullish	Bullish	32.58	20550	1.03	20,572.15	09:32:29	1091496	14618		881428	111108		-210068	96490	Bearish	Bullish	124.75	45700	0.81	45,722.50
09:33:29	330662	0		349432	7310		18770	7310	Bullish	Bullish	33.89	20600	1.06	20,579.00	09:33:29	1091496	0		881428	0		-210068	0	Bearish	Bullish	162.38	45800	0.81	45,763.55
09:34:28	330662	0		375998	26566		45336	26566	Bullish	Bullish	40.70	20600	1.14	20,585.55	09:34:28	1058419	-33077	Short C	964382	82954		-94037	116031	Bearish	Bullish	209.56	45800	0.91	45,782.10
09:35:28	350544	19882		380504	4506		29960	-15376	Bullish	Bullish	31.73	20600	1.09	20,581.40	09:35:28	743272	-315147	Short C	972913	8531		229641	323678	Bullish	Bullish	170.21	45800	1.31	45,791.30
09:36:28	350544	0		380504	0		29960	0	Bullish	Bullish	37.59	20600	1.09	20,579.95	09:36:28	1031451	288179		972913	0		-58538	-288179	Bearish	Bullish	190.67	45800	0.94	45,785.20
09:37:28	352336	1792		405563	25059		53227	23267	Bullish	Bullish	31.97	20600	1.15	20,576.45	09:37:28	1017080	-14371	Short C	1029240	56327		12160	70698	Bullish	Bullish	151.00	45800	1.01	45,770.45
09:38:37	343855	-8481	Short C	407518	1955		63663	10436	Bullish	Bullish	29.33	20550	1.19	20,574.35	09:38:37	1001492	-15588	Short C	1043235	13995		41743	29583	Bullish	Bullish	170.13	45800	1.04	45,778.05
09:39:29	343855	0		431771	24253		87916	24253	Bullish	Bullish	29.88	20600	1.26	20,576.05	09:39:29	882639	-118853	Short C	972913	-70322	Long UW	90274	48531	Bullish	Bullish	162.54	45800	1.1	45,795.15
09:40:28	346132	2277		432760	989		86628	-1288	Bullish	Bullish	28.63	20550	1.25	20,571.70	09:40:28	1009692	127053		1068177	95264		58485	-31789	Bullish	Bullish	173.07	45800	1.06	45,798.00
09:41:28	344071	-2061	Short C	434858	2098		90787	4159	Bullish	Bullish	28.33	20600	1.26	20,576.80	09:41:28	1021810	12118		1081705	13528		58985	1410	Bullish	Bullish	186.47	45800	1.06	45,800.30
09:42:28	344071	0		434858	0		90787	0	Bullish	Bullish	24.16	20550	1.26	20,570.65	09:42:28	1021810	0		1111368	29663		89558	29663	Bullish	Bullish	171.94	45800	1.09	45,790.85
09:43:29	358662	14591		449499	14641		90837	50	Bullish	Bullish	17.77	20550	1.25	20,568.80	09:43:29	1044476	22666		1127259	15891		82783	-6775	Bullish	Bullish	136.49	45800	1.08	45,761.20
09:44:28	358221	-441		449839	340		91618	781	Bullish	Bullish	19.64	20600	1.26	20,575.55	09:44:28	1045882	1406		1133712	6453		87830	5047	Bullish	Bullish	162.43	45800	1.08	45,780.60
09:45:28	358221	0		463868	14029		105647	14029	Bullish	Bullish	22.88	20600	1.29	20,579.25	09:45:28	1085976	40094		1158725	25013		72749	-15081	Bullish	Bullish	163.68	45800	1.07	45,789.25
09:46:28	372627	14406		464492	624		91865	-13782	Bullish	Bearish	17.45	20550	1.25	20,566.50	09:46:28	1088049	2073		1172238	13513		84189	11440	Bullish	Bullish	145.52	45800	1.08	45,766.45
09:47:29	371077	-1550	Short C	464492	0		93415	1550	Bullish	Bearish	11.77	20550	1.25	20,566.05	09:47:29	1088049	0		1172238	0		84189	0	Bullish	Bearish	138.18	45800	1.08	45,753.85
09:48:28	384080	13003		464492	0		80412	-13003	Bullish	Bearish	13.43	20550	1.21	20,566.60	09:48:28	1088049	0		1172238	0		84189	0	Bullish	Bearish	139.81	45800	1.08	45,769.85
09:49:28	384080	0		479869	15377		95789	15377	Bullish	Bearish	14.35	20550	1.25	20,569.60	09:49:28	1127730	39681		1198944	26706		71214	-12975	Bullish	Bearish	143.81	45800	1.06	45,760.25
09:50:28	384080	0		479869	0		95789	0	Bullish	Bearish	13.96	20550	1.25	20,568.45	09:50:28	1127730	0		1198944	0		71214	0	Bullish	Bearish	130.90	45800	1.06	45,764.10
09:51:30	384080	0		479869	0		95789	0	Bullish	Bearish	12.78	20550	1.25	20,572.25	09:51:30	1127730	0		1198944	0		71214	0	Bullish					

Nifty ATM	Nifty Spot	Nifty Pre CL	Nifty Open	Nifty High	Nifty Low	India VIX	Current Expiry	Exp High	20,737.90	35.25	Not Break	Resistanc	21000	BN ATM	BN Spot	BN Pre CL	BN Open	BN High	BN Low	India VIX	Monday	Exp High	45,972.90	-511.55	Breakout	Resistanc	47000		
20700	20,684.85	20267.9	20,601.95	20,702.65	20,507.75	12.61	2023-12-07	Exp Low	20,466.00	41.75	Not Break	Support	20500	46400	46,430.85	44,814.20	45,671.50	46,484.45	45,484.20	12.61		Exp Low	45,370.10	114.10	Not Break	Support	46000		
Time	Call COI (Bearish ▼)	Call COI (+▲-▼)	Short Covering	Put COI (Bullish ▲)	Put COI (+▲-▼)	Long UW	NET Oi	+▲-▼	Net Oi Signal	Price Action Signal	VWAP Diff	Strike	Nifty PCR	Nifty LTP	Time	Call COI (Bearish ▼)	Call COI (+▲-▼)	Short Covering	Put COI (Bullish ▲)	Put COI (+▲-▼)	Long Unwinding	NET Oi	+▲-▼	Net Oi Signal	Price Action Signal	VWAP Diff	Strike	BN PCR	BN LTP
10:17:29	478762	0	0	524278	0	0	45516	0	Bullish	Bearish	-2.40	20550	1.1	20,537.75	10:17:29	1230164	0	0	1372661	0	0	142497	0	Bullish	Bearish	98.59	45700	1.12	45,748.65
10:18:28	478762	0	0	524278	0	0	45516	0	Bullish	Bearish	-2.29	20550	1.1	20,539.05	10:18:28	1230164	0	0	1397104	24443	0	166940	24443	Bullish	Bullish	100.88	45800	1.14	45,751.30
10:19:29	489751	10989	0	530573	6295	0	40822	-4694	Bullish	Bearish	-0.47	20550	1.08	20,537.50	10:19:29	1236566	6402	0	1397351	247	0	160785	-6155	Bullish	Bullish	111.73	45700	1.13	45,745.65
10:20:28	489751	0	0	530573	0	0	40822	0	Bullish	Bearish	-2.25	20550	1.08	20,538.15	10:20:28	1236566	0	0	1397351	0	0	160785	0	Bullish	Bullish	109.28	45800	1.13	45,752.95
10:21:28	489751	0	0	530573	0	0	40822	0	Bullish	Bearish	-3.25	20550	1.08	20,539.30	10:21:28	1236566	0	0	1397351	0	0	160785	0	Bullish	Bullish	104.64	45800	1.13	45,751.35
10:22:29	493649	3898	0	534392	3819	0	40743	-79	Bullish	Bearish	-1.64	20550	1.08	20,535.90	10:22:29	1242811	6245	0	1406620	9269	0	163809	3024	Bullish	Bullish	107.65	45700	1.13	45,747.70
10:23:29	493649	0	0	534392	0	0	40743	0	Bullish	Bearish	-2.67	20550	1.08	20,533.15	10:23:29	1242811	0	0	1406620	0	0	163809	0	Bullish	Bullish	102.47	45700	1.13	45,739.40
10:24:29	499012	5363	0	534392	0	0	35380	-5363	Bullish	Bearish	-3.18	20550	1.07	20,540.05	10:24:29	1242811	0	0	1406620	0	0	163809	0	Bullish	Bullish	99.70	45800	1.13	45,758.15
10:25:30	499012	0	0	539518	5126	0	40506	5126	Bullish	Bearish	1.41	20550	1.08	20,539.35	10:25:30	1241372	-1439	Short C	1422551	15931	0	181179	17370	Bullish	Bullish	114.78	45800	1.15	45,761.15
10:26:29	499012	0	0	539518	0	0	40506	0	Bullish	Bearish	0.50	20550	1.08	20,540.70	10:26:29	1241372	0	0	1422551	0	0	181179	0	Bullish	Bullish	112.65	45800	1.15	45,756.85
10:27:28	499012	0	0	539518	0	0	40506	0	Bullish	Bearish	9.86	20550	1.08	20,546.95	10:27:28	1241372	0	0	1422551	0	0	181179	0	Bullish	Bullish	115.03	45800	1.15	45,754.60
10:28:28	507274	8262	0	546079	6561	0	38805	-1701	Bullish	Bullish	11.48	20550	1.08	20,552.60	10:28:28	1259691	18319	0	1435976	13425	0	176285	-4894	Bullish	Bullish	109.08	45800	1.14	45,753.10
10:29:30	507274	0	0	546079	0	0	38805	0	Bullish	Bullish	16.49	20550	1.08	20,548.80	10:29:30	1259691	0	0	1435976	0	0	176285	0	Bullish	Bullish	111.46	45800	1.14	45,763.75
10:30:29	507274	0	0	546079	0	0	38805	0	Bullish	Bullish	15.45	20550	1.08	20,551.75	10:30:29	1259691	0	0	1435976	0	0	176285	0	Bullish	Bullish	119.28	45800	1.14	45,759.65
10:31:28	506058	-1216	Short C	548907	2828	0	42849	4044	Bullish	Bullish	16.55	20550	1.08	20,543.65	10:31:28	1264434	4743	0	1450118	14142	0	185684	9399	Bullish	Bearish	116.23	45700	1.15	45,737.45
10:32:29	506058	0	0	548907	0	0	42849	0	Bullish	Bullish	10.72	20550	1.08	20,538.95	10:32:29	1264434	0	0	1450118	0	0	185684	0	Bullish	Bearish	102.65	45700	1.15	45,738.45
10:33:29	506058	0	0	548907	0	0	42849	0	Bullish	Bullish	9.40	20550	1.08	20,543.50	10:33:29	1264434	0	0	1450118	0	0	185684	0	Bullish	Bearish	92.30	45800	1.15	45,751.90
10:34:28	506925	867	0	557029	8122	0	50104	7255	Bullish	Bullish	7.99	20550	1.1	20,542.50	10:34:28	1264305	-129	0	1458388	8270	0	194083	8399	Bullish	Bearish	101.48	45700	1.15	45,749.50
10:35:29	506925	0	0	557029	0	0	50104	0	Bullish	Bullish	4.17	20550	1.1	20,541.60	10:35:29	1264305	0	0	1458372	-16	0	194067	-16	Bullish	Bearish	92.10	45700	1.15	45,743.50
10:36:30	506925	0	0	557029	0	0	50104	0	Bullish	Bullish	1.26	20550	1.1	20,538.60	10:36:30	1264305	0	0	1466197	7825	0	201892	7825	Bullish	Bullish	86.03	45700	1.16	45,741.10
10:37:29	511143	4218	0	563071	6042	0	51928	1824	Bullish	Bearish	1.50	20550	1.1	20,537.55	10:37:29	1273720	9415	0	1466174	-23	0	192454	-9438	Bullish	Bearish	74.00	45700	1.15	45,731.45
10:38:28	511143	0	0	563071	0	0	51928	0	Bullish	Bearish	4.24	20550	1.1	20,535.25	10:38:28	1273720	0	0	1466174	0	0	192454	0	Bullish	Bearish	72.65	45700	1.15	45,724.25
10:39:28	511143	0	0	563071	0	0	51928	0	Bullish	Bearish	0.72	20550	1.1	20,536.30	10:39:28	1253690	-20030	Short C	1466174	0	0	212484	20030	Bullish	Bearish	60.84	45700	1.17	45,720.30
10:40:28	517401	6258	0	566126	3055	0	48725	-3203	Bullish	Bearish	1.44	20550	1.09	20,533.75	10:40:28	1253606	-84	0	1456240	-9934	Long UW	202634	-9850	Bullish	Bearish	71.98	45700	1.16	45,729.95
10:41:30	517401	0	0	566126	0	0	48725	0	Bullish	Bearish	1.44	20550	1.09	20,524.25	10:41:30	1253606	0	0	1456240	0	0	202634	0	Bullish	Bearish	81.41	45700	1.16	45,741.90
10:42:28	517401	0	0	566126	0	0	48725	0	Bullish	Bearish	-0.65	20550	1.09	20,529.55	10:42:28	1253606	0	0	1456240	0	0	202634	0	Bullish	Bearish	81.41	45700	1.16	45,731.65
10:43:29	519338	1937	0	571343	5217	0	52005	3280	Bullish	Bearish	2.43	20550	1.1	20,533.70	10:43:29	1262024	8418	0	1467070	10830	0	205046	2412	Bullish	Bearish	85.31	45700	1.16	45,739.40
10:44:29	519338	0	0	571343	0	0	52005	0	Bullish	Bullish	8.66	20550	1.1	20,546.05	10:44:29	1262024	0	0	1466953	-117	0	204929	-117	Bullish	Bearish	80.84	45700	1.16	45,732.00
10:45:29	519338	0	0	571343	0	0	52005	0	Bullish	Bullish	18.40	20550	1.1	20,545.80	10:45:29	1262024	0	0	1466953	0	0	204929	0	Bullish	Bearish	84.93	45700	1.16	45,725.10
10:46:28	517764	-1574	Short C	573831	2488	0	50607	4062	Bullish	Bullish	14.66	20550	1.11	20,544.40	10:46:28	1266768	4744	0	1473924	6971	0	207156	2227	Bullish	Bearish	79.71	45700	1.16	45,715.25
10:47:29	517764	0	0	573831	0	0	50607	0	Bullish	Bullish	12.29	20550	1.11	20,546.05	10:47:29	1266768	0	0	1473924	0	0	207156	0	Bullish	Bearish	70.58	45700	1.16	45,706.50
10:48:29	517764	0	0	573831	0	0	50607	0	Bullish	Bullish	14.27	20550	1.11	20,549.20	10:48:29	1266768	0	0	1473924	0	0	207156	0	Bullish	Bearish	69.00	45700	1.16	45,719.15
10:49:30	520860	3096	0	585633	11802	0	64773	8706	Bullish	Bullish	21.12	20550	1.12	20,550.90	10:49:30	1291091	24323	0	1488260	14336	0	197169	-9987	Bullish	Bearish	80.16	45700	1.15	45,721.50
10:50:30	520860	0	0	585633	0	0	64773	0	Bullish	Bullish	18.07	20550	1.12	20,546.10	10:50:30	1291091	0	0	1488260	0	0	197169	0	Bullish	Bearish	73.04	45700	1.15	45,712.60
10:51:35	520860	0	0	585633	0	0	64773	0	Bullish	Bullish	14.08	20550	1.12	20,544.10	10:51:35	1291091	0	0	1488260	0	0	197169	0	Bullish	Bearish	66.67	45700	1.15	45,715.35
10:52:29	529163	8303	0	592269	6636	0	63106	-1667	Bullish	Bullish	16.14	20550	1.12	20,548.65	10:52:29	1307272	16181	0	1493283	5023	0	186011	-11158	Bullish	Bearish	73.30	45700	1.14	45,716.35
10:53:29	529163	0	0	592269	0	0	63106	0	Bullish	Bullish	16.03	20550	1.12	20,549.55	10:53:29	1307272	0	0	1493276	-7	0	186004	-7	Bullish	Bearish				

Nifty ATM	Nifty Spot	Nifty Pre C	Nifty Open	Nifty High	Nifty Low	India VIX	Current Expiry	Exp High	20,737.90	35.25	Not Break	Resistanc	21000	BN ATM	BN Spot	BN Pre CL	BN Open	BN High	BN Low	India VIX	Monday	Exp High	45,972.90	-511.55	Breakout	Resistanc	47000		
20700	20,684.85	20267.9	20,601.95	20,702.65	20,507.75	12.61	2023-12-07	Exp Low	20,466.00	41.75	Not Break	Support	20500	46400	46,430.85	44,814.20	45,671.50	46,484.45	45,484.20	12.61		Exp Low	45,370.10	114.10	Not Break	Support	46000		
Time	Call COI (Bearish ▼)	Call COI (+▲-▼)	Short Covering	Put COI (Bullish ▲)	Put COI (+▲-▼)	Long UW	NET Oi	+▲-▼	Net Oi Signal	Price Action Signal	VWAP Diff	Strike	Nifty PCR	Nifty LTP	Time	Call COI (Bearish ▼)	Call COI (+▲-▼)	Short Covering	Put COI (Bullish ▲)	Put COI (+▲-▼)	Long Unwinding	NET Oi	+▲-▼	Net Oi Signal	Price Action Signal	VWAP Diff	Strike	BN PCR	BN LTP
11:19:28	511024	-12725	Short C	655065	7147		144041	19872	Bullish	Bullish	45.13	20600	1.28	20,580.60	11:19:28	1360216	-15889	Short C	1495371	4333		135155	20222	Bullish	Bullish	100.45	45700	1.1	45,730.35
11:20:29	511024	0		655065	0		144041	0	Bullish	Bullish	45.37	20600	1.28	20,582.15	11:20:29	1360216	0		1495371	0		135155	0	Bullish	Bullish	94.62	45700	1.1	45,731.80
11:21:29	511024	0		655065	0		144041	0	Bullish	Bullish	41.60	20550	1.28	20,573.35	11:21:29	1360216	0		1495371	0		135155	0	Bullish	Bullish	91.80	45700	1.1	45,727.30
11:22:34	510344	-680		662371	7306		152027	7986	Bullish	Bullish	37.07	20550	1.3	20,572.80	11:22:34	1375084	14868		1510961	15590		135877	722	Bullish	Bullish	91.59	45700	1.1	45,733.60
11:23:28	510344	0		662371	0		152027	0	Bullish	Bullish	36.03	20550	1.3	20,564.70	11:23:28	1375084	0		1510961	0		135877	0	Bullish	Bullish	92.36	45700	1.1	45,721.45
11:24:29	510344	0		662371	0		152027	0	Bullish	Bullish	33.88	20550	1.3	20,568.90	11:24:29	1375084	0		1510961	0		135877	0	Bullish	Bullish	72.81	45700	1.1	45,717.80
11:25:28	513020	2676		665393	3022		152373	346	Bullish	Bearish	36.81	20550	1.3	20,567.20	11:25:28	1379445	4361		1517570	6609		138125	2248	Bullish	Bullish	85.15	45700	1.1	45,723.40
11:26:28	513020	0		665393	0		152373	0	Bullish	Bearish	37.03	20550	1.3	20,568.45	11:26:28	1379445	0		1517596	26		138151	26	Bullish	Bullish	88.37	45700	1.1	45,729.55
11:27:28	513020	0		665393	0		152373	0	Bullish	Bullish	37.83	20550	1.3	20,570.50	11:27:28	1379445	0		1517596	0		138151	0	Bullish	Bullish	90.04	45700	1.1	45,729.95
11:28:31	509776	-3244	Short C	670673	5280		160897	8524	Bullish	Bearish	38.05	20550	1.32	20,566.70	11:28:31	1389642	10197		1531835	14239		142193	4042	Bullish	Bullish	82.23	45700	1.1	45,715.75
11:29:29	509776	0		670673	0		160897	0	Bullish	Bearish	34.63	20550	1.32	20,559.80	11:29:29	1389642	0		1531835	0		142193	0	Bullish	Bearish	74.69	45700	1.1	45,713.50
11:30:30	509776	0		670673	0		160897	0	Bullish	Bearish	31.38	20550	1.32	20,565.95	11:30:30	1389642	0		1531835	0		142193	0	Bullish	Bearish	86.01	45700	1.1	45,730.15
11:31:29	510531	755		676719	6046		166188	5291	Bullish	Bearish	35.67	20550	1.33	20,562.45	11:31:29	1395925	6283		1549806	17971		153881	11688	Bullish	Bearish	89.27	45700	1.11	45,724.60
11:32:30	510531	0		676719	0		166188	0	Bullish	Bearish	33.51	20550	1.33	20,561.30	11:32:30	1395925	0		1549805	-1		153880	-1	Bullish	Bearish	89.04	45700	1.11	45,722.15
11:33:28	510531	0		676719	0		166188	0	Bullish	Bearish	34.88	20550	1.33	20,562.30	11:33:28	1395925	0		1549805	0		153880	0	Bullish	Bullish	83.53	45700	1.11	45,733.15
11:34:29	512966	2435		681160	4441		168194	2006	Bullish	Bearish	34.82	20550	1.33	20,561.90	11:34:29	1404388	8463		1563047	13242		158659	4779	Bullish	Bullish	93.87	45700	1.11	45,729.85
11:35:28	512966	0		681194	34		168228	34	Bullish	Bearish	33.88	20550	1.33	20,561.75	11:35:28	1404388	0		1563047	0		158659	0	Bullish	Bearish	92.77	45700	1.11	45,732.40
11:36:28	512966	0		681194	0		168228	0	Bullish	Bearish	33.62	20550	1.33	20,561.65	11:36:28	1404388	0		1563047	0		158659	0	Bullish	Bullish	90.67	45700	1.11	45,733.10
11:37:29	515461	2495		684006	2812		168545	317	Bullish	Bearish	32.62	20550	1.33	20,561.00	11:37:29	1409383	4995		1567047	0		153664	-4995	Bullish	Bullish	89.73	45700	1.11	45,734.55
11:38:28	515461	0		684006	0		168545	0	Bullish	Bearish	33.55	20550	1.33	20,563.00	11:38:28	1409383	0		1572127	9080		162744	9080	Bullish	Bullish	96.64	45700	1.12	45,736.30
11:39:29	515461	0		684006	0		168545	0	Bullish	Bearish	33.80	20550	1.33	20,563.05	11:39:29	1409383	0		1572127	0		162744	0	Bullish	Bullish	94.90	45700	1.12	45,733.35
11:40:29	518781	3320		684518	512		165737	-2808	Bullish	Bearish	35.01	20550	1.32	20,562.00	11:40:29	1412462	3079		1575539	3412		163077	333	Bullish	Bullish	93.94	45700	1.12	45,730.85
11:41:28	518781	0		684518	0		165737	0	Bullish	Bearish	34.40	20550	1.32	20,562.75	11:41:28	1412487	25		1575558	19		163071	-6	Bullish	Bullish	88.85	45700	1.12	45,731.15
11:42:29	518781	0		684518	0		165737	0	Bullish	Bullish	34.80	20550	1.32	20,566.25	11:42:29	1412487	0		1575558	0		163071	0	Bullish	Bullish	96.35	45700	1.12	45,726.80
11:43:28	521219	2438		685811	1293		164592	-1145	Bullish	Bullish	35.07	20550	1.32	20,570.45	11:43:28	1414829	2342		1580118	4560		165289	2218	Bullish	Bullish	92.57	45700	1.12	45,736.60
11:44:28	521219	0		685811	0		164592	0	Bullish	Bullish	35.45	20550	1.32	20,571.40	11:44:28	1414829	0		1580070	-48		165241	-48	Bullish	Bullish	90.36	45700	1.12	45,736.00
11:45:28	521219	0		685811	0		164592	0	Bullish	Bullish	35.81	20550	1.32	20,572.00	11:45:28	1414829	0		1580096	26		165267	26	Bullish	Bullish	92.20	45700	1.12	45,730.80
11:46:28	523122	1903		686291	480		163169	-1423	Bullish	Bullish	39.57	20550	1.31	20,572.00	11:46:28	1415332	503		1584318	4222		168986	3719	Bullish	Bearish	104.13	45700	1.12	45,730.80
11:47:28	523122	0		686291	0		163169	0	Bullish	Bullish	39.63	20550	1.31	20,574.00	11:47:28	1415332	0		1584369	51		169037	51	Bullish	Bullish	102.57	45700	1.12	45,739.00
11:48:29	523122	0		686291	0		163169	0	Bullish	Bullish	38.91	20600	1.31	20,578.35	11:48:29	1415332	0		1584369	0		169037	0	Bullish	Bullish	104.95	45700	1.12	45,745.00
11:49:28	522936	-186		688481	2190		165545	2376	Bullish	Bullish	38.61	20600	1.32	20,576.55	11:49:28	1426571	11239		1592165	7796		165594	-3443	Bullish	Bullish	103.76	45700	1.12	45,745.55
11:50:28	522936	0		688481	0		165545	0	Bullish	Bullish	38.74	20600	1.32	20,578.45	11:50:28	1426571	0		1592165	0		165594	0	Bullish	Bullish	107.25	45700	1.12	45,746.60
11:51:27	522936	0		688481	0		165545	0	Bullish	Bullish	37.23	20600	1.32	20,578.65	11:51:27	1426571	0		1592165	0		165594	0	Bullish	Bullish	105.39	45800	1.12	45,751.55
11:52:28	526866	3930		690766	2285		163900	-1645	Bullish	Bullish	37.12	20600	1.31	20,577.95	11:52:28	1436307	9736		1592513	348		156206	-9388	Bullish	Bullish	102.65	45700	1.11	45,748.70
11:53:29	526866	0		690766	0		163900	0	Bullish	Bullish	31.62	20600	1.31	20,575.10	11:53:29	1436307	0		1592513	0		156206	0	Bullish	Bullish	96.05	45700	1.11	45,745.35
11:54:29	526866	0		690766	0		163900	0	Bullish	Bullish	32.56	20550	1.31	20,572.85	11:54:29	1436307	0		1592513	0		156206	0	Bullish	Bullish	98.85	45700	1.11	45,744.40
11:55:29	527748	882		690075	-691		162327	-1573	Bullish	Bullish	29.88	20550	1.31	20,574.70	11:55:29	1435123	-1184	Short C	1591213	-1300	Long UW	156090	-116	Bullish	Bullish	91.69	45700	1.11	45,749.55
11:56:29	527748	0		690075	0		162327	0	Bullish	Bullish	31.21	20550	1.31	20,574.40	11:56:29	1435117	-6												

Nifty ATM	Nifty Spot	Nifty Pre C	Nifty Open	Nifty High	Nifty Low	India VIX	Current Expiry	Exp High	20,737.90	35.25	Not Break	Resistanc	21000	BN ATM	BN Spot	BN Pre CL	BN Open	BN High	BN Low	India VIX	Monday	Exp High	45,972.90	-511.55	Breakout	Resistanc	47000		
20700	20,684.85	20267.9	20,601.95	20,702.65	20,507.75	12.61	2023-12-07	Exp Low	20,466.00	41.75	Not Break	Support	20500	46400	46,430.85	44,814.20	45,671.50	46,484.45	45,484.20	12.61	45900	Exp Low	45,370.10	114.10	Not Break	Support	46000		
Time	Call COI (Bearish ▼)	Call COI (+▲-▼)	Short Covering	Put COI (Bullish ▲)	Put COI (+▲-▼)	Long UW	NET Oi	+▲-▼	Net Oi Signal	Price Action Signal	VPW Diff	Strike	Nifty PCR	Nifty LTP	Time	Call COI (Bearish ▼)	Call COI (+▲-▼)	Short Covering	Put COI (Bullish ▲)	Put COI (+▲-▼)	Long Unwinding	NET Oi	+▲-▼	Net Oi Signal	Price Action Signal	VPW Diff	Strike	BN PCR	BN LTP
12:21:28	498127	0		711467	0		213340	0	Bullish	Bullish	42.95	20600	1.43	20,578.65	12:21:28	1246503	0		1674066	0		427563	0	Bullish	Bullish	195.66	45800	1.34	45,841.85
12:22:28	499703	1576		711467	0		211764	-1576	Bullish	Bullish	33.65	20550	1.42	20,574.70	12:22:28	1247559	1056		1704654	30588		457095	29532	Bullish	Bullish	203.09	45800	1.37	45,828.05
12:23:28	499703	0		708094	-3373	Long UW	208391	-3373	Bullish	Bullish	44.02	20600	1.42	20,581.85	12:23:28	1247559	0		1704654	0		457095	0	Bullish	Bullish	233.44	45900	1.37	45,860.70
12:24:28	499703	0		708094	0		208391	0	Bullish	Bullish	35.07	20600	1.42	20,579.60	12:24:28	1247559	0		1704654	0		457095	0	Bullish	Bullish	231.06	45900	1.37	45,863.40
12:25:28	503066	3363		699219	-8875	Long UW	196153	-12238	Bullish	Bearish	36.56	20550	1.39	20,574.25	12:25:28	1151422	-96137	Short C	1737155	32501		585733	128638	Bullish	Bullish	224.05	45900	1.51	45,857.90
12:26:28	503066	0		699219	0		196153	0	Bullish	Bearish	34.50	20600	1.39	20,575.50	12:26:28	1151422	0		1737155	0		585733	0	Bullish	Bullish	195.22	45900	1.51	45,858.05
12:27:28	503066	0		699219	0		196153	0	Bullish	Bearish	36.04	20550	1.39	20,574.50	12:27:28	1151422	0		1737155	0		585733	0	Bullish	Bullish	198.24	45900	1.51	45,863.75
12:28:28	506279	3213		698207	-1012	Long UW	191928	-4225	Bullish	Bearish	40.01	20600	1.38	20,578.55	12:28:28	1170822	19400		1747844	10689		577022	-8711	Bullish	Bullish	204.92	45900	1.49	45,865.95
12:29:28	506279	0		698207	0		191928	0	Bullish	Bearish	40.25	20600	1.38	20,575.60	12:29:28	1170822	0		1747844	0		577022	0	Bullish	Bullish	220.95	45900	1.49	45,882.15
12:30:33	506279	0		698207	0		191928	0	Bullish	Bearish	37.03	20600	1.38	20,576.20	12:30:33	1170822	0		1747844	0		577022	0	Bullish	Bullish	228.12	45900	1.49	45,884.70
12:31:28	501551	-4728	Short C	698359	152		196808	4880	Bullish	Bearish	40.77	20600	1.39	20,576.95	12:31:28	1170260	-562		1765052	17208		594792	17770	Bullish	Bullish	223.06	45900	1.51	45,884.85
12:32:28	501551	0		698359	0		196808	0	Bullish	Bearish	40.77	20600	1.39	20,577.90	12:32:28	1170260	0		1765052	0		594792	0	Bullish	Bullish	207.24	45900	1.51	45,884.55
12:33:30	501551	0		698359	0		196808	0	Bullish	Bearish	42.36	20600	1.39	20,576.70	12:33:30	1170260	0		1765052	0		594792	0	Bullish	Bullish	216.27	45900	1.51	45,891.05
12:34:33	499788	-1763	Short C	702512	4153		202724	5916	Bullish	Bullish	44.15	20600	1.41	20,579.80	12:34:33	1167716	-2544	Short C	1778176	13124		610460	15668	Bullish	Bullish	230.36	45900	1.52	45,897.95
12:35:29	499788	0		704068	1556		204280	1556	Bullish	Bullish	41.90	20600	1.41	20,578.75	12:35:29	1167716	0		1778176	0		610460	0	Bullish	Bullish	235.75	45900	1.52	45,913.95
12:36:28	499788	0		704068	0		204280	0	Bullish	Bearish	42.72	20600	1.41	20,579.30	12:36:28	1167716	0		1778176	0		610460	0	Bullish	Bullish	228.71	45900	1.52	45,918.65
12:37:28	497824	-1964	Short C	706029	1961		208205	3925	Bullish	Bearish	41.37	20600	1.42	20,579.60	12:37:28	1111534	-56182	Short C	1782749	4573		671215	60755	Bullish	Bullish	239.96	45900	1.6	45,930.20
12:38:29	497824	0		706029	0		208205	0	Bullish	Bullish	42.75	20600	1.42	20,576.25	12:38:29	1111534	0		1797491	14742		685957	14742	Bullish	Bullish	243.74	45900	1.62	45,919.70
12:39:29	497824	0		706029	0		208205	0	Bullish	Bullish	39.23	20600	1.42	20,576.70	12:39:29	1111534	0		1797491	0		685957	0	Bullish	Bullish	237.82	45900	1.62	45,926.10
12:40:29	498324	500		708092	2063		209768	1563	Bullish	Bullish	41.53	20600	1.42	20,578.50	12:40:29	1094520	-17014	Short C	1825319	27828		730799	44842	Bullish	Bullish	259.13	45900	1.67	45,933.15
12:41:28	498324	0		708092	0		209768	0	Bullish	Bearish	40.63	20600	1.42	20,577.40	12:41:28	1094520	0		1825319	0		730799	0	Bullish	Bullish	236.39	45900	1.67	45,930.85
12:42:28	498324	0		708092	0		209768	0	Bullish	Bullish	41.50	20600	1.42	20,576.80	12:42:28	1094520	0		1825319	0		730799	0	Bullish	Bullish	235.93	45900	1.67	45,931.75
12:43:28	498603	279		708876	784		210273	505	Bullish	Bullish	40.45	20600	1.42	20,576.25	12:43:28	1103514	8994		1850489	25170		746975	16176	Bullish	Bullish	239.41	45900	1.68	45,931.75
12:44:28	498603	0		708876	0		210273	0	Bullish	Bullish	42.11	20600	1.42	20,577.30	12:44:28	1103222	-292		1850489	0		747267	292	Bullish	Bullish	259.49	46000	1.68	45,951.60
12:45:29	498603	0		708876	0		210273	0	Bullish	Bullish	42.39	20600	1.42	20,580.40	12:45:29	1103222	0		1850489	0		747267	0	Bullish	Bullish	263.67	46000	1.68	45,961.70
12:46:32	494693	-3910	Short C	711188	2312		216495	6222	Bullish	Bullish	42.82	20600	1.44	20,578.70	12:46:32	1103222	0		1891443	40954		788221	40954	Bullish	Bullish	287.87	46000	1.71	45,967.85
12:47:28	494693	0		711188	0		216495	0	Bullish	Bearish	42.27	20600	1.44	20,578.75	12:47:28	1020622	-82600	Short C	1891443	0		870821	82600	Bullish	Bullish	262.19	46000	1.85	45,957.80
12:48:28	494693	0		711188	0		216495	0	Bullish	Bearish	41.26	20550	1.44	20,573.15	12:48:28	1020622	0		1891443	0		870821	0	Bullish	Bullish	257.24	45900	1.85	45,934.35
12:49:29	494693	0		711188	0		216495	0	Bullish	Bearish	41.26	20550	1.44	20,573.15	12:49:29	1020622	0		1891443	0		870821	0	Bullish	Bullish	257.24	45900	1.85	45,934.35
12:50:35	490411	-4282	Short C	708582	-2606	Long UW	218171	1676	Bullish	Bearish	38.55	20600	1.44	20,579.20	12:50:35	1037356	16734		1917761	26318		880405	9584	Bullish	Bullish	258.24	45900	1.85	45,938.05
12:51:30	490411	0		708582	0		218171	0	Bullish	Bullish	38.92	20600	1.44	20,578.95	12:51:30	1037356	0		1917761	0		880405	0	Bullish	Bullish	244.79	45900	1.85	45,931.25
12:52:30	491273	862		708891	309		217618	-553	Bullish	Bullish	38.92	20600	1.44	20,581.40	12:52:30	1050581	13225		1967165	49404		916584	36179	Bullish	Bullish	252.83	45900	1.87	45,938.05
12:53:30	491273	0		708891	0		217618	0	Bullish	Bullish	42.70	20600	1.44	20,582.95	12:53:30	1050581	0		1967165	0		916584	0	Bullish	Bullish	253.78	45900	1.87	45,948.05
12:54:30	491273	0		708891	0		217618	0	Bullish	Bullish	44.75	20600	1.44	20,581.85	12:54:30	1050581	0		1967165	0		916584	0	Bullish	Bullish	259.16	45900	1.87	45,937.45
12:55:29	487638	-3635	Short C	709629	738		221991	4373	Bullish	Bullish	43.19	20600	1.46	20,582.15	12:55:29	1050581	0		1967165	0		916584	0	Bullish	Bullish	253.99	45900	1.87	45,940.05
12:56:30	487638	0		709629	0		221991	0	Bullish	Bullish	42.89	20600	1.46	20,580.80	12:56:30	1024141	-26440	Short C	1979304	12139		955163	38579	Bullish	Bullish	255.23	45900	1.93	45,938.35
12:57:28	487638	0		709629	0		221991	0	Bullish	Bullish	43.72	20600	1.46	20,579.60	12:57:28	1024141	0		1979304	0		955163	0	Bullish	Bearish	255.78	45900	1.93	45,942.05
12:58:31	487638	0		710315	686		222677	686	Bullish																				

Nifty ATM	Nifty Spot	Nifty Pre C	Nifty Open	Nifty High	Nifty Low	India VIX	Current Expiry	Exp High	20,737.90	35.25	Not Break	Resistanc	21000	BN ATM	BN Spot	BN Pre CL	BN Open	BN High	BN Low	India VIX	Monday	Exp High	45,972.90	-511.55	Breakout	Resistanc	47000		
20700	20,684.85	20267.9	20,601.95	20,702.65	20,507.75	12.61	2023-12-07	Exp Low	20,466.00	41.75	Not Break	Support	20500	46400	46,430.85	44,814.20	45,671.50	46,484.45	45,484.20	12.61		Exp Low	45,370.10	114.10	Not Break	Support	46000		
Time	Call COI (Bearish ▼)	Call COI (+▲-▼)	Short Covering	Put COI (Bullish ▲)	Put COI (+▲-▼)	Long UW	NET Oi	+▲-▼	Net Oi Signal	Price Action Signal	VWAP Diff	Strike	Nifty PCR	Nifty LTP	Time	Call COI (Bearish ▼)	Call COI (+▲-▼)	Short Covering	Put COI (Bullish ▲)	Put COI (+▲-▼)	Long Unwinding	NET Oi	+▲-▼	Net Oi Signal	Price Action Signal	VWAP Diff	Strike	BN PCR	BN LTP
13:23:30	398920	-37814	Short C	731486	0		332566	37814	Bullish	Bullish	75.57	20600	1.83	20,609.80	13:23:30	970433	0		2087651	0		1117218	0	Bullish	Bullish	361.67	46100	2.15	46,058.35
13:24:31	398920	0		731486	0		332566	0	Bullish	Bullish	72.22	20600	1.83	20,606.50	13:24:31	970433	0		2087651	0		1117218	0	Bullish	Bullish	341.48	46000	2.15	46,040.10
13:25:28	389911	-9009	Short C	742229	10743		352318	19752	Bullish	Bullish	72.31	20600	1.9	20,607.95	13:25:28	955808	-14625	Short C	2087948	297		1132140	14922	Bullish	Bullish	335.40	46000	2.18	46,038.95
13:26:31	389911	0		742229	0		352318	0	Bullish	Bullish	67.19	20600	1.9	20,603.45	13:26:31	955808	0		2087948	0		1132140	0	Bullish	Bullish	325.61	46000	2.18	46,016.05
13:27:30	389911	0		742229	0		352318	0	Bullish	Bullish	64.39	20600	1.9	20,606.20	13:27:30	955808	0		2087948	0		1132140	0	Bullish	Bullish	323.01	46000	2.18	46,035.75
13:28:28	385424	-4487	Short C	742509	280		357085	4767	Bullish	Bullish	75.38	20600	1.93	20,610.50	13:28:28	955808	0		2087948	0		1132140	0	Bullish	Bullish	336.74	46000	2.18	46,043.30
13:29:31	385424	0		742509	0		357085	0	Bullish	Bullish	71.00	20600	1.93	20,609.45	13:29:31	969303	13495		2105559	17611		1136256	4116	Bullish	Bullish	324.90	46000	2.17	46,034.20
13:29:58	385424	0		742509	0		357085	0	Bullish	Bullish	73.86	20600	1.93	20,605.95	13:29:58	969303	0		2105559	0		1136256	0	Bullish	Bearish	328.60	46000	2.17	46,016.10
13:30:38	385424	0		742509	0		357085	0	Bullish	Bullish	73.86	20600	1.93	20,605.95	13:30:38	969303	0		2105559	0		1136256	0	Bullish	Bearish	328.60	46000	2.17	46,016.10
13:30:51	385424	0		749232	6723		363808	6723	Bullish	Bullish	68.53	20600	1.94	20,609.70	13:30:51	968897	-406		2096054	-9505	Long UW	1127157	-9099	Bullish	Bearish	311.50	46000	2.16	46,027.40
13:31:29	385424	0		749232	0		363808	0	Bullish	Bullish	68.53	20600	1.94	20,609.70	13:31:29	968897	0		2096054	0		1127157	0	Bullish	Bearish	311.50	46000	2.16	46,027.40
13:32:29	384629	-795		749232	0		364603	795	Bullish	Bullish	67.14	20600	1.95	20,608.05	13:32:29	968897	0		2096054	0		1127157	0	Bullish	Bearish	303.57	46000	2.16	46,026.70
13:33:00	384629	0		749232	0		364603	0	Bullish	Bearish	67.14	20600	1.95	20,605.30	13:33:00	968897	0		2096054	0		1127157	0	Bullish	Bearish	313.66	46000	2.16	46,020.30
13:33:37	384629	0		749232	0		364603	0	Bullish	Bearish	67.14	20600	1.95	20,605.30	13:33:37	968897	0		2096054	0		1127157	0	Bullish	Bearish	313.66	46000	2.16	46,020.30
13:33:59	390802	6173		752940	3708		362138	-2465	Bullish	Bullish	69.21	20600	1.93	20,616.50	13:33:59	981012	12115		2102274	6220		1121262	-5895	Bullish	Bullish	313.44	46100	2.14	46,055.05
13:34:45	390802	0		752940	0		362138	0	Bullish	Bullish	75.00	20600	1.93	20,616.50	13:34:45	981012	0		2102274	0		1121262	0	Bullish	Bullish	329.59	46100	2.14	46,055.05
13:35:14	390802	0		752940	0		362138	0	Bullish	Bullish	75.00	20600	1.93	20,616.50	13:35:14	981012	0		2102274	0		1121262	0	Bullish	Bullish	329.59	46000	2.14	46,046.85
13:35:52	390802	0		752940	0		362138	0	Bullish	Bullish	69.21	20600	1.93	20,616.75	13:35:52	981012	0		2102274	0		1121262	0	Bullish	Bullish	327.84	46100	2.14	46,061.15
13:36:17	390802	0		752940	0		362138	0	Bullish	Bullish	69.21	20600	1.93	20,616.75	13:36:17	981012	0		2102274	0		1121262	0	Bullish	Bullish	327.84	46100	2.14	46,061.15
13:36:29	390802	0		752940	0		362138	0	Bullish	Bullish	69.21	20600	1.93	20,616.75	13:36:29	981012	0		2102274	0		1121262	0	Bullish	Bullish	327.84	46100	2.14	46,061.15
13:36:31	390802	0		752940	0		362138	0	Bullish	Bullish	69.21	20600	1.93	20,616.75	13:36:31	981012	0		2102274	0		1121262	0	Bullish	Bullish	327.84	46100	2.14	46,061.15
13:36:46	378066	-12736	Short C	752940	0		374874	12736	Bullish	Bullish	74.19	20600	1.99	20,616.75	13:36:46	983455	2443		2102274	0		1118819	-2443	Bullish	Bullish	329.59	46100	2.14	46,061.15
13:37:25	378066	0		752940	0		374874	0	Bullish	Bullish	74.19	20600	1.99	20,613.50	13:37:25	983455	0		2102274	0		1118819	0	Bullish	Bullish	329.59	46100	2.14	46,051.10
13:37:48	378066	0		753289	349		375223	349	Bullish	Bullish	72.45	20600	1.99	20,616.05	13:37:48	983455	0		2107364	5090		1123909	5090	Bullish	Bullish	331.40	46100	2.14	46,058.25
13:37:53	378066	0		753289	0		375223	0	Bullish	Bullish	72.45	20600	1.99	20,616.05	13:37:53	983455	0		2107364	0		1123909	0	Bullish	Bullish	331.40	46100	2.14	46,058.25
13:37:56	378066	0		753289	0		375223	0	Bullish	Bullish	72.45	20600	1.99	20,616.05	13:37:56	983455	0		2107364	0		1123909	0	Bullish	Bullish	331.40	46100	2.14	46,058.25
13:38:14	378066	0		753289	0		375223	0	Bullish	Bullish	72.45	20600	1.99	20,616.05	13:38:14	983455	0		2107364	0		1123909	0	Bullish	Bullish	331.40	46100	2.14	46,058.25
13:38:21	378066	0		753289	0		375223	0	Bullish	Bearish	72.45	20600	1.99	20,616.05	13:38:21	983455	0		2107364	0		1123909	0	Bullish	Bullish	331.40	46100	2.14	46,058.25
13:39:00	378066	0		753289	0		375223	0	Bullish	Bearish	69.13	20600	1.99	20,611.70	13:39:00	983455	0		2107364	0		1123909	0	Bullish	Bearish	327.84	46100	2.14	46,053.50
13:39:17	378066	0		753289	0		375223	0	Bullish	Bearish	69.13	20600	1.99	20,611.70	13:39:17	983455	0		2107364	0		1123909	0	Bullish	Bullish	327.84	46100	2.14	46,053.50
13:39:23	378066	0		753289	0		375223	0	Bullish	Bearish	69.13	20600	1.99	20,611.70	13:39:23	983455	0		2107364	0		1123909	0	Bullish	Bearish	327.84	46100	2.14	46,053.50
13:39:32	378066	0		753289	0		375223	0	Bullish	Bearish	69.13	20600	1.99	20,611.70	13:39:32	983455	0		2107364	0		1123909	0	Bullish	Bearish	327.84	46100	2.14	46,053.50
13:39:38	378066	0		753289	0		375223	0	Bullish	Bearish	69.13	20600	1.99	20,611.70	13:39:38	983455	0		2107364	0		1123909	0	Bullish	Bearish	327.84	46100	2.14	46,053.50
13:39:44	378066	0		755159	1870		377093	1870	Bullish	Bearish	68.45	20600	2	20,611.70	13:39:44	983455	0		2113890	6526		1130435	6526	Bullish	Bearish	323.85	46100	2.15	46,053.50
13:40:30	378066	0		755159	0		377093	0	Bullish	Bearish	68.45	20600	2	20,616.35	13:40:30	983455	0		2113890	0		1130435	0	Bullish	Bullish	323.85	46100	2.15	46,062.35
13:41:29	375276	-2790	Short C	755159	0		379883	2790	Bullish	Bearish	69.08	20600	2.01	20,613.25	13:41:29	986385	2930		2113890	0		1127505	-2930	Bullish	Bullish	331.25	46100	2.14	46,060.50
13:42:29	375276	0		755159	0		379883	0	Bullish	Bearish	72.45	20600	2.01	20,611.85	13:42:29	986385	0		2113890	0		1127505	0	Bullish	Bearish	331.40	46100	2.14	46,057.50
13:43:29	375276	0		757854	2695		382578	2695	Bullish	Bullish	72.81	20600	2.02	20,617.70	13:43:29	964919	-21466	Short C	2109990	-3900	Long UW	1145071	17566	Bullish</					

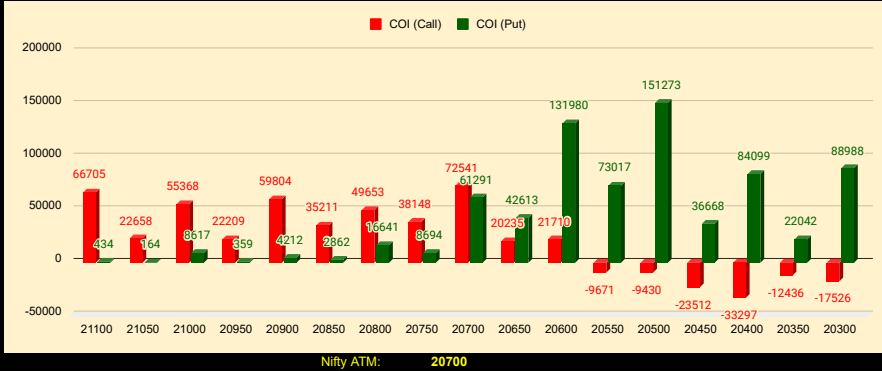
Nifty ATM	Nifty Spot	Nifty Pre O	Nifty Open	Nifty High	Nifty Low	India VIX	Current Expiry	Exp High	20,737.90	35.25	Not Break	Resistanc	21000	BN ATM	BN Spot	BN Pre CL	BN Open	BN High	BN Low	India VIX	Monday	Exp High	45,972.90	-511.55	Breakout	Resistanc	47000		
20700	20,684.85	20267.9	20,601.95	20,702.65	20,507.75	12.61	2023-12-07	Exp Low	20,466.00	41.75	Not Break	Support	20500	46400	46,430.85	44,814.20	45,671.50	46,484.45	45,484.20	12.61	45972.90	45,370.10	114.10	Not Break	Support	46000			
Time	Call COI (Bearish ▼)	Call COI (+▲▼)	Short Covering	Put COI (Bullish ▲)	Put COI (+▲▼)	Long UW	NET Oi	+▲▼	Net Oi Signal	Price Action Signal	VWAP Diff	Strike	Nifty PCR	Nifty LTP	Time	Call COI (Bearish ▼)	Call COI (+▲▼)	Short Covering	Put COI (Bullish ▲)	Put COI (+▲▼)	Long Unwinding	NET Oi	+▲▼	Net Oi Signal	Price Action Signal	VWAP Diff	Strike	BN PCR	BN LTP
14:08:30	316823	-15587	Short C	756168	0		439345	15587	Bullish	Bullish	87.88	20650	2.39	20,629.50	14:08:30	873956	-41831	Short C	2149327	0		1275371	41831	Bullish	Bullish	453.28	46100	2.46	46,128.20
14:09:29	316823	0		756168	0		439345	0	Bullish	Bullish	86.81	20650	2.39	20,631.10	14:09:29	873956	0		2149327	0		1275371	0	Bullish	Bullish	451.18	46100	2.46	46,140.95
14:10:30	300266	-16557	Short C	754187	-1981	Long UW	453921	14576	Bullish	Bullish	90.73	20650	2.51	20,633.25	14:10:30	812729	-61227	Short C	2149327	0		1336598	61227	Bullish	Bullish	471.63	46100	2.64	46,140.35
14:11:30	300266	0		754187	0		453921	0	Bullish	Bullish	98.68	20650	2.51	20,636.60	14:11:30	812729	0		2150989	1662		1338260	1662	Bullish	Bullish	483.41	46100	2.65	46,141.95
14:12:30	300266	0		754187	0		453921	0	Bullish	Bullish	98.68	20650	2.51	20,637.80	14:12:30	812729	0		2150989	0		1338260	0	Bullish	Bullish	474.53	46200	2.65	46,150.70
14:13:30	300266	0		755073	886		454807	886	Bullish	Bullish	95.01	20650	2.51	20,639.20	14:13:30	830449	17720		2170573	19584		1340124	1864	Bullish	Bullish	454.84	46100	2.61	46,148.10
14:14:30	286635	-13631	Short C	755073	0		468438	13631	Bullish	Bullish	97.23	20650	2.63	20,636.60	14:14:30	830449	0		2170573	0		1340124	0	Bullish	Bullish	456.46	46100	2.61	46,144.25
14:15:31	286635	0		755073	0		468438	0	Bullish	Bullish	94.00	20650	2.63	20,638.60	14:15:31	830449	0		2170573	0		1340124	0	Bullish	Bullish	449.31	46100	2.61	46,147.00
14:16:30	286635	0		755073	0		468438	0	Bullish	Bullish	97.83	20650	2.63	20,641.05	14:16:30	830449	0		2199132	28559		1368683	28559	Bullish	Bullish	463.53	46200	2.65	46,162.20
14:17:30	289011	2376		759537	4464		470526	2088	Bullish	Bullish	98.64	20650	2.63	20,641.30	14:17:30	843253	12804		2199132	0		1355879	-12804	Bullish	Bullish	444.03	46200	2.61	46,155.10
14:18:29	289011	0		759537	0		470526	0	Bullish	Bullish	102.42	20650	2.63	20,647.15	14:18:29	843253	0		2199132	0		1355879	0	Bullish	Bullish	489.37	46200	2.61	46,178.95
14:19:29	285758	-3253	Short C	759537	0		473779	3253	Bullish	Bullish	107.86	20650	2.66	20,645.45	14:19:29	843253	0		2199132	0		1355879	0	Bullish	Bullish	478.37	46200	2.61	46,184.25
14:20:27	285758	0		764348	4811		478590	4811	Bullish	Bullish	102.24	20650	2.67	20,645.40	14:20:27	825329	-17924	Short C	2211396	12264		1386067	30188	Bullish	Bullish	452.23	46200	2.68	46,164.40
14:21:31	285758	0		764348	0		478590	0	Bullish	Bullish	108.11	20650	2.67	20,647.40	14:21:31	825329	0		2211396	0		1386067	0	Bullish	Bullish	453.91	46200	2.68	46,160.10
14:22:32	280266	-5492	Short C	774689	10341		494423	15833	Bullish	Bullish	102.15	20650	2.76	20,641.15	14:22:32	825329	0		2211396	0		1386067	0	Bullish	Bullish	446.33	46100	2.68	46,141.35
14:23:29	280266	0		774689	0		494423	0	Bullish	Bullish	100.36	20650	2.76	20,640.05	14:23:29	849039	23710		2225350	13954		1376311	-9756	Bullish	Bullish	446.33	46100	2.62	46,143.60
14:24:29	280266	0		774689	0		494423	0	Bullish	Bearish	96.84	20650	2.76	20,631.35	14:24:29	849039	0		2225350	0		1376311	0	Bullish	Bearish	436.61	46100	2.62	46,125.50
14:25:32	280266	0		774689	0		494423	0	Bullish	Bearish	94.79	20650	2.76	20,631.65	14:25:32	865306	16267		2236091	10741		1370785	-5526	Bullish	Bearish	436.61	46100	2.58	46,129.85
14:26:29	274791	-5475	Short C	780627	5938		505836	11413	Bullish	Bearish	94.09	20650	2.84	20,633.10	14:26:29	865306	0		2236091	0		1370785	0	Bullish	Bearish	438.31	46100	2.58	46,136.20
14:27:30	274791	0		780627	0		505836	0	Bullish	Bearish	93.47	20650	2.84	20,634.50	14:27:30	865306	0		2236091	0		1370785	0	Bullish	Bearish	432.51	46100	2.58	46,135.60
14:28:29	282220	7429		775809	-4818	Long UW	493589	-12247	Bullish	Bullish	98.20	20650	2.75	20,640.60	14:28:29	863098	-2208	Short C	2238623	2532		1375525	4740	Bullish	Bullish	447.57	46200	2.59	46,164.30
14:29:30	282220	0		775809	0		493589	0	Bullish	Bullish	100.38	20650	2.75	20,641.65	14:29:30	863098	0		2244084	5461		1380986	5461	Bullish	Bullish	464.91	46200	2.6	46,171.50
14:30:30	282220	0		775809	0		493589	0	Bullish	Bullish	99.45	20650	2.75	20,645.75	14:30:30	863098	0		2244084	0		1380986	0	Bullish	Bullish	464.91	46200	2.6	46,186.85
14:31:30	276282	-5938	Short C	775868	59		499586	5997	Bullish	Bullish	99.45	20650	2.81	20,647.85	14:31:30	863098	0		2246233	2239		1383225	2239	Bullish	Bullish	451.18	46200	2.6	46,199.65
14:32:30	276282	0		775868	0		499586	0	Bullish	Bullish	99.45	20650	2.81	20,653.05	14:32:30	841362	-21736	Short C	2246233	0		1404961	21736	Bullish	Bullish	451.18	46200	2.67	46,197.85
14:33:30	276282	0		775868	0		499586	0	Bullish	Bullish	108.60	20650	2.81	20,649.40	14:33:30	841362	0		2246233	0		1404961	0	Bullish	Bullish	501.65	46200	2.67	46,206.80
14:34:30	276282	0		770343	-5525	Long UW	494061	-5525	Bullish	Bullish	114.35	20650	2.79	20,651.95	14:34:30	814853	-26509	Short C	2255576	9253		1440723	35762	Bullish	Bullish	489.76	46200	2.77	46,222.00
14:35:32	263755	-12527	Short C	770343	0		506588	12527	Bullish	Bullish	110.02	20650	2.92	20,652.50	14:35:32	814853	0		2255576	0		1440723	0	Bullish	Bullish	497.15	46200	2.77	46,218.60
14:36:30	263755	0		770343	0		506588	0	Bullish	Bullish	110.02	20650	2.92	20,654.45	14:36:30	814853	0		2255576	0		1440723	0	Bullish	Bullish	497.15	46200	2.77	46,220.60
14:37:30	263755	0		772165	1822		500410	1822	Bullish	Bullish	111.18	20650	2.93	20,653.75	14:37:30	783550	-31303	Short C	2257248	1672		1473698	32975	Bullish	Bullish	517.27	46200	2.88	46,221.40
14:38:30	260346	-3409	Short C	772165	0		511819	3409	Bullish	Bullish	110.81	20650	2.97	20,655.60	14:38:30	783550	0		2257248	0		1473698	0	Bullish	Bullish	507.87	46200	2.88	46,223.45
14:39:29	260346	0		772165	0		511819	0	Bullish	Bullish	112.23	20650	2.97	20,656.35	14:39:29	783550	0		2257248	0		1473698	0	Bullish	Bullish	540.02	46200	2.88	46,234.45
14:40:29	257258	-3088	Short C	772165	0		514907	3088	Bullish	Bullish	108.60	20650	3	20,652.00	14:40:29	765063	-18487	Short C	2257248	0		1492185	18487	Bullish	Bullish	488.54	46200	2.95	46,207.80
14:41:29	257258	0		773592	1427		516334	1427	Bullish	Bullish	106.31	20650	3.01	20,652.25	14:41:29	765063	0		2253380	-3868	Long UW	1488317	-3868	Bullish	Bullish	496.15	46200	2.95	46,220.85
14:42:31	257258	0		773592	0		516334	0	Bullish	Bullish	108.80	20650	3.01	20,654.70	14:42:31	765063	0		2253380	0		1488317	0	Bullish	Bullish	502.36	46200	2.95	46,221.65
14:43:30	257258	0		779686	6094		524228	6094	Bullish	Bullish	110.73	20650	3.03	20,656.00	14:43:30	765063	0		2253380	0		1488317	0	Bullish	Bullish	496.44	46200	2.95	46,218.80
14:44:30	250475	-6783	Short C	779686	0		529211	6783	Bullish	Bullish	114.25	20650	3.11	20,657.65	14:44:30	777344	12281		2254396	1016		1477052	-11265	Bullish	Bullish	499.24	46200	2.9	46,226.45
14:45:30	250475	0																											

Nifty ATM	Nifty LTP	Nifty Pre Cl	Nifty Open	Nifty High	Nifty Low	India VIX	Select Expiry	Exp High	20,737.90	35.25	Not Break	BN ATM	BN LTP	BN Pre CL	BN Open	BN High	BN Low	India VIX	Monday	Exp High	45,972.90	-511.55	Breakout			
20700	20,684.85	20267.9	20,601.95	20,702.65	20,507.75	12.61	2023-12-07	Exp Low	20,466.00	41.75	Not Break	46400	46,430.85	44814.2	45,671.50	46,484.45	45,484.20	12.61		Exp Low	45,370.10	114.10	Not Break			
Call Time Value	Call OI	COI (Call)	Call Volume	OI Change	Call LTP	STRIKE	Put LTP	OI Change	Put Volume	COI (Put)	Put OI	Put Time Value	Call Time Value	Call OI	COI (Call)	Call Volume	OI Change	Call LTP	STRIKE	Put LTP	OI Change	Put Volume	COI (Put)	Put OI	Put Time Value	
16.75	144252	55368	2106001	0	OTM 16.75	21000	ITM 311.8	0	34777	8617	9546	0.00	269.60	176585	115873	6701544	0	OTM 269.6	46500	ITM 233.45	0	910942	87994	88088	164.30	
23.10	25221	22209	862515	0	OTM 23.1	20950	ITM 263.1	0	3608	359	359	0.00	286.20	85416	74348	4178887	0	ATM 317.0	46400	ATM 189.85	0	738163	68749	68749	189.85	
32.10	80155	59804	1528468	0	OTM 32.1	20900	ITM 226	0	30294	4212	4212	10.85	263.15	76588	65049	4897264	0	ITM 394	46300	OTM 150	0	1264678	97475	97476	150.00	
43.00	39460	35211	1126158	0	OTM 43	20850	ITM 184.8	0	25188	2862	2866	19.65	229.15	65198	50796	5712752	0	ITM 460	46200	OTM 127	0	1954459	110635	110636	127.00	
59.25	103824	49653	2315470	0	OTM 59.25	20800	ITM 153	0	206269	16641	16656	37.85	222.10	38668	27919	4717943	0	ITM 552.9	46100	OTM 100.6	0	1842434	73215	73219	100.60	
79.20	58289	38148	1462835	0	OTM 79.2	20750	ITM 119.1	0	182634	8694	8694	53.95	203.00	122201	41257	9422834	0	ITM 633.8	46000	OTM 80	0	4869242	240624	243423	80.00	
104.00	119309	72541	3129209	0	ATM 104	20700	ATM 98	0	929182	61291	61491	82.85	189.15	26674	3090	4517094	0	ITM 720	45900	OTM 72	0	3004130	107281	107288	72.00	
94.25	39593	20235	1863385	0	ITM 129.1	20650	OTM 75	0	887287	42613	42617	75.00	174.15	52587	31802	5962392	0	ITM 805	45800	OTM 61.35	0	4435787	138916	138926	61.35	
81.15	75459	21710	3851687	0	ITM 166	20600	OTM 58	0	2593344	131980	133172	58.00	169.15	44806	34212	4925815	0	ITM 900	45700	OTM 51	0	4550180	164595	164602	51.00	
67.15	16457	-9671	1502545	0	ITM 202	20550	OTM 44.15	0	1546626	73017	73211	44.15	145.35	33809	18458	3195442	0	ITM 976.2	45600	OTM 44	0	3483801	119769	119792	44.00	
56.00	46900	-9430	1598725	0	ITM 240.85	20500	OTM 34.35	0	2328758	151273	155229	34.35	149.65	66867	13894	2941269	0	ITM 1080.	45500	OTM 40	0	4552089	185874	190991	40.00	
45.15	11472	-23512	291805	0	ITM 280	20450	OTM 26	0	918393	36668	37124	26.00	141.35	9755	-6349	752873	0	ITM 1172.	45400	OTM 34	0	2032267	69134	69289	34.00	
40.90	41721	-33297	403796	0	ITM 325.75	20400	OTM 22.5	0	1328626	84099	86087	22.50	131.10	15133	-3808	475529	0	ITM 1261.	45300	OTM 31	0	1830012	70228	70545	31.00	
42.10	11641	-12436	84467	0	ITM 376.95	20350	OTM 18.15	0	550737	22042	24027	18.15	135.15	13245	-5607	322388	0	ITM 1366	45200	OTM 27.75	0	2047882	89033	89557	27.75	
33.75	47930	-17526	194445	0	ITM 418.6	20300	OTM 15	0	947633	88988	101211	15.00	139.20	12501	-7073	221471	0	ITM 1470.	45100	OTM 21	0	1584930	88545	89609	21.00	
32.35	11270	-6192	61615	0	ITM 467.2	20250	OTM 13.55	0	577904	26521	32159	13.55	144.15	53051	-22612	644756	0	ITM 1575	45000	OTM 20	0	3313999	250962	265411	20.00	
28.20	21320	-38269	98952	0	ITM 513.05	20200	OTM 12	0	961287	66648	98981	12.00	129.15	42000	17849	204166	0	ITM 1660	44900	OTM 19.45	0	1337418	77611	79705	19.45	
	894273	126377									606276	887642												2040640	2067306	
15:32						04-Dec-2023 15:32:24	NIFTY NET OI	479899		Nifty50 PCR :	4.8			15:32						04-Dec-2023 15:32:24	BN NET OI	1591542		Bank Nifty PCR :	4.54	

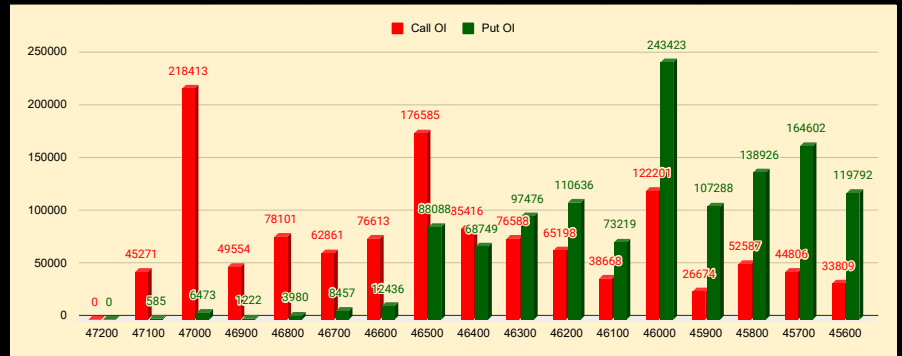
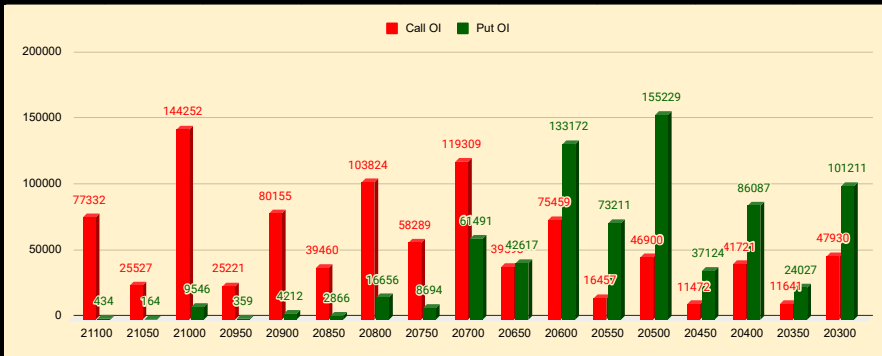
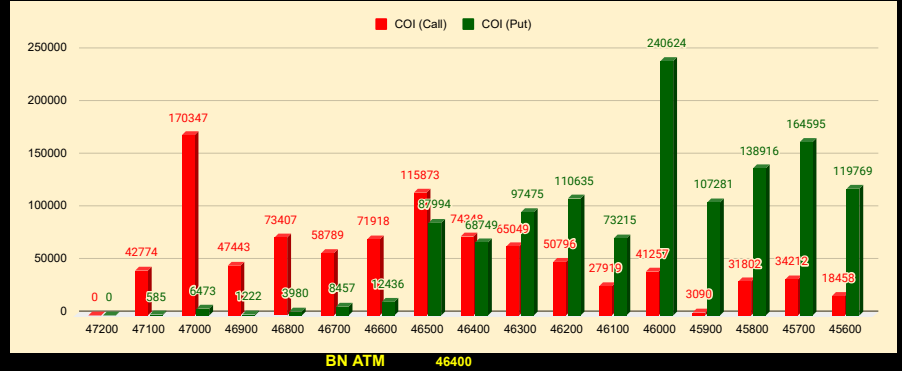
NIFTY 50

BANK NIFTY

04-Dec-2023 15:32:28 Monday



04-Dec-2023 15:32:28 Monday



Golden Rules using OiDeer

Avoid Signals of VWAP difference below 9-10 Points

9-10 प्वाइंट से नीचे VWAP अंतर के सिग्नल से बचें

PCR above 2 Strong Bullish & PCR Below 0.50 is Strong Bearish. If Call COI is negative then it will show 100 PCR and If Put COI is negative then it will show 0 PCR

PCR २ के ऊपर Strong बुलिश और PCR ०.५० के निचे स्ट्रॉंग बिअरिश। यदि कॉल COI नेगेटिव है तो यह 100 PCR दिखाएगा और यदि COI पुट नकारात्मक है तो यह 0 PCR दिखाएगा

Rule 1) Both Nifty and Bank Nifty Oi data should be in same direction. If One is Negative and other is positive then Avoid Trade because कौन किसको अपनी तरफ खिंचेगा ये केह नहीं सकते. Let Both Nifty and BN Oi data in Same direction then look for any Opportunity.

नियम 1) निफ्टी और बैंक निफ्टी दोनों डेटा एक ही दिशा में होने चाहिए। यदि एक नकारात्मक है और दूसरा सकारात्मक है तो व्यापार से बचें क्योंकि कौन किसको अपनी तरफ खिंचेगा ये केह नहीं सकते। निफ्टी और बीएन ओआई डेटा दोनों को एक ही दिशा में जाने दें और फिर किसी अवसर की तलाश करें।

Rule 2) Safe traders can wait for All Three Singals become Same color. If all Three Signals are not Same then Please Avoide Trade.

नियम 2) सुरक्षित ट्रेडर तीनों सिग्नल के एक ही रंग में आने का इंतजार कर सकते हैं। यदि तीनों संकेत समान नहीं हैं तो कृपया व्यापार से बचें।

Rule 3) Any upside movement should be supported by short Covering and any downside movement should be supported by Long unwinding.

नियम 3) किसी भी ऊपर की गतिविधि को शॉर्ट कवरींग द्वारा समर्थित किया जाना चाहिए और किसी भी नकारात्मक गतिविधि को लॉन्ग अनवाइंडिंग द्वारा समर्थित किया जाना चाहिए।

Rule 4) if Oi data is Negative (Oi data below red line) and if market already given big downside movement, then please wait till market to Go Up near VWAP and Return then Buy Put PE with SL above VWAP. (VWAP Difference below 10 is best for taking Position)

नियम 4) यदि Oi डेटा नकारात्मक है (लाल रेखा के नीचे Oi डेटा) और यदि बाजार में पहले से ही बड़ी गिरावट है, तो कृपया VWAP के पास बाजार के ऊपर जाने तक प्रतीक्षा करें और फिर VWAP के ऊपर SL के साथ PE खरीदें। (VWAP अंतर 10 से कम स्थिति लेने के लिए सबसे अच्छा है)

Rule 5) if Oi is Positive (Oi data above red line) and if market already given big upside movement then wait for market to come down near VWAP and go up then Buy Call CE with SL below VWAP. (VWAP Difference below 10 is best for taking Position)

नियम 5) यदि Oi धनात्मक है (लाल रेखा के ऊपर Oi डेटा) और यदि बाजार में पहले से ही बड़ी तेजी है तो बाजार के VWAP के पास नीचे आने और ऊपर जाने की प्रतीक्षा करें, फिर VWAP के नीचे SL के साथ कॉल CE खरीदें। (VWAP अंतर 10 से कम स्थिति लेने के लिए सबसे अच्छा है)

Rule 6) In Reversal Case, Take Trade on the Basis of Price Action and VWAP Signal because Net Oi Signal Come Latter.

नियम 6) रिवर्सल केस में, प्राइस एक्शन और VWAP सिग्नल के आधार पर Trade लें क्योंकि नेट Oi सिग्नल बाद में आते हैं।

Rule 7) When your target is done of 40-50 points, Close your PC/laptop and don't look back to Market and Enjoy the day. (निफ्टी बुलाती है मगर जानेका नहीं)

नियम 7) जब आपका लक्ष्य 40-50 अंक का हो जाए, तो अपना पीसी/लैपटॉप बंद कर दें और बाजार की ओर मुड़कर न देखें और दिन का आनंद लें। (निफ्टी बुलाती है मगर जानेका नहीं)

Rule 8) Do not try to catch every movement. Do not Overtrade.

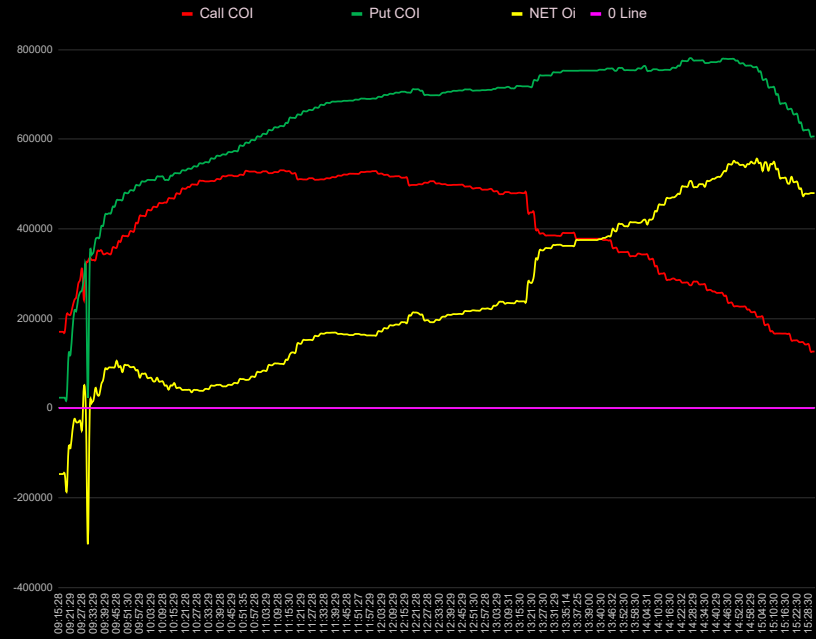
नियम 8) हर Movement को पकड़ने की कोशिश न करें। ओवरट्रेड न करें।

Wish you Happy Trading Day 👍

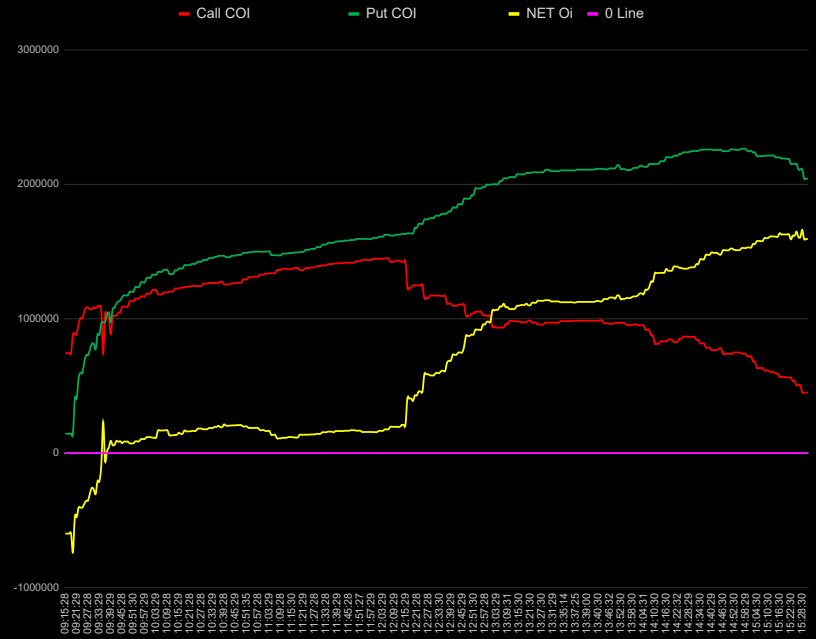
आपको ट्रेडिंग दिवस की शुभकामनाएं 👍



- Team OiDeer



NIFTY 50







BANK NIFTY



Nifty ATM	Nifty Spot	Nifty Pre Cl	Nifty Open	Nifty High	Nifty Low	India VIX	Current Expiry	Exp High	20,737.90	35.25	Not Break	Resistanc	21000	BN ATM	BN Spot	BN Pre CL	BN Open	BN High	BN Low	India VIX	Monday		Exp High	45,972.90	-511.55	Breakout	Resistanc	47000
20700	20,684.85	20267.9	20,601.95	20,702.65	20,507.75	12.61	2023-12-07	Exp Low	20,466.00	41.75	Not Break	Support	20500	46400	46,430.85	44,814.20	45,671.50	46,484.45	45,484.20	12.61			Exp Low	45,370.10	114.10	Not Break	Support	46000
Time	Call COI (Bearish ▼)	Call COI (+▲▼)	Short Covering	Put COI (Bullish ▲)	Put COI (+▲▼)	Long UW	NET Oi	+▲▼	Net Oi Signal	Price Action Signal		Nifty PCR	Nifty LTP	Time	Call COI (Bearish ▼)	Call COI (+▲▼)	Short Covering	Put COI (Bullish ▲)	Put COI (+▲▼)	Long Unwinding	NET Oi	+▲▼	Net Oi Signal	Price Action Signal		BN PCR	BN LTP	
09:15:04	170385	0		23310	0		-147075	0	Bearish	Wait		0.14	20,601.95	09:15:04	743272	0		143398	0		-599874	0	Bearish	Wait		0.19	45,671.50	
09:20:03	208744	38359		120074	96764		-88670	58405	Bearish	Wait		0.58	20,535.80	09:20:03	882639	139367		406169	262771		-476470	123404	Bearish	Wait		0.46	45,584.05	
09:25:04	276939	68195		245408	125334		-31531	57139	Bearish	Wait		0.89	20,544.35	09:25:04	1054185	171546		676142	269973		-378043	98427	Bearish	Wait		0.64	45,655.15	
09:30:05	326999	50060		23310	-222098	Long UW	-303689	-272158	Bearish	Bearish		0.07	20,565.95	09:30:05	1082408	28223		810898	134756		-271510	106533	Bearish	Bearish		0.75	45,665.00	
09:35:07	350544	23545		380504	357194		29960	333649	Bullish	Bullish		1.09	20,581.40	09:35:07	743272	-339136	Short C	972913	162015		229641	501151	Bullish	Bullish		1.31	45,791.30	
09:40:03	346132	-4412	Short C	432760	52256		86628	56668	Bullish	Bullish		1.25	20,571.70	09:40:03	1009692	266420		1068177	95264		58485	-171156	Bullish	Bullish		1.06	45,798.00	
09:45:06	358221	12089		463868	31108		105647	19019	Bullish	Bullish		1.29	20,579.25	09:45:06	1085976	76284		1158725	90548		72749	14264	Bullish	Bullish		1.07	45,789.25	
09:50:04	384080	25859		479869	16001		95789	-9858	Bullish	Bearish		1.25	20,568.45	09:50:04	1127730	41754		1198944	40219		71214	-1535	Bullish	Bearish		1.06	45,764.10	
09:55:04	413019	28939		497294	17425		84275	-11514	Bullish	Bearish		1.2	20,550.20	09:55:04	1165102	37372		1268891	69947		103789	32575	Bullish	Bearish		1.09	45,731.40	
10:00:04	429130	16111		505953	8659		76823	-7452	Bullish	Bearish		1.18	20,559.00	10:00:04	1184899	19797		1302501	33610		117602	13813	Bullish	Bearish		1.1	45,787.60	
10:05:05	449109	19979		509234	3281		60125	-16698	Bullish	Bearish		1.13	20,550.20	10:05:05	1180171	-4728	Short C	1346977	44476		166806	49204	Bullish	Bearish		1.14	45,749.50	
10:10:04	459082	9973		509537	303		50455	-9670	Bullish	Bullish		1.11	20,554.85	10:10:04	1200494	20323		1331960	-15017	Long UW	131466	-35340	Bullish	Bullish		1.11	45,739.05	
10:15:05	468226	9144		524113	14576		55887	5432	Bullish	Bearish		1.12	20,545.45	10:15:05	1222583	22089		1372728	40768		150145	18679	Bullish	Bearish		1.12	45,721.70	
10:20:04	489751	21525		530573	6460		40822	-15065	Bullish	Bearish		1.08	20,538.15	10:20:04	1236566	13983		1397351	24623		160785	10640	Bullish	Bullish		1.13	45,752.95	
10:25:04	499012	9261		539518	8945		40506	-316	Bullish	Bearish		1.08	20,539.35	10:25:04	1241372	4806		1422551	25200		181179	20394	Bullish	Bullish		1.15	45,761.15	
10:30:04	507274	8261		546079	6561		38805	-1701	Bullish	Bullish		1.08	20,551.75	10:30:04	1259691	18319		1435976	13425		176285	-4894	Bullish	Bullish		1.14	45,759.65	
10:35:05	506925	-349		557029	10950		50104	11299	Bullish	Bullish		1.1	20,541.60	10:35:05	1264305	4614		1458372	22396		194067	17782	Bullish	Bearish		1.15	45,743.50	
10:40:05	517401	10476		566126	9097		48725	-1379	Bullish	Bearish		1.09	20,533.75	10:40:05	1253606	-10699	Short C	1456240	-2132	Long UW	202634	8567	Bullish	Bearish		1.16	45,729.95	
10:45:04	519338	1937		571343	5217		52005	3280	Bullish	Bearish		1.1	20,545.80	10:45:04	1262024	8418		1466953	10713		204929	2295	Bullish	Bearish		1.16	45,725.10	
10:50:04	520860	1522		585633	14290		64773	12768	Bullish	Bullish		1.12	20,546.10	10:50:04	1291091	29067		1488260	21307		197169	-7760	Bullish	Bearish		1.15	45,712.60	
10:55:06	528006	7146		598293	12660		70287	5514	Bullish	Bullish		1.13	20,555.30	10:55:06	1311724	20633		1497815	9555		186091	-11078	Bullish	Bearish		1.14	45,722.10	
11:00:04	525650	-2356	Short C	606116	7823		80466	10179	Bullish	Bullish		1.15	20,554.20	11:00:04	1327053	15329		1496775	-1040	Long UW	169722	-16369	Bullish	Bearish		1.13	45,715.60	
11:05:04	524507	-1143	Short C	620352	14236		95845	15379	Bullish	Bullish		1.18	20,554.55	11:05:04	1337142	10089		1471740	-25035	Long UW	134598	-35124	Bullish	Bearish		1.1	45,683.00	
11:10:04	530720	6213		629564	9212		98844	2999	Bullish	Bullish		1.19	20,559.55	11:10:04	1369863	32721		1482624	10884		112761	-21837	Bullish	Bearish		1.08	45,677.55	
11:15:05	528611	-2109	Short C	647918	18354		119307	20463	Bullish	Bullish		1.23	20,570.20	11:15:05	1368261	-1602	Short C	1486425	3801		118164	5403	Bullish	Bearish		1.09	45,703.90	
11:20:06	511024	-17587	Short C	655065	7147		144041	24734	Bullish	Bullish		1.28	20,582.15	11:20:06	1360216	-8045	Short C	1495371	8946		135155	16991	Bullish	Bullish		1.1	45,731.80	
11:25:05	513020	1996		665393	10328		152373	8332	Bullish	Bullish		1.23	20,567.20	11:25:05	1379445	19229		1515750	22199		138125	2970	Bullish	Bullish		1.1	45,723.40	
11:30:04	509776	-3244	Short C	670673	5280		160897	8524	Bullish	Bearish		1.32	20,565.95	11:30:04	1389642	10197		1531835	14265		142193	4068	Bullish	Bullish		1.1	45,730.15	
11:35:06	512966	3190		681194	10521		168228	7331	Bullish	Bearish		1.33	20,561.75	11:35:06	1404388	14746		1563047	31212		158659	16466	Bullish	Bullish		1.11	45,732.40	
11:40:07	518781	5815		684518	3324		165737	-2491	Bullish	Bearish		1.32	20,562.00	11:40:07	1412462	8074		1575539	12492		163077	4418	Bullish	Bullish		1.12	45,730.85	
11:45:04	521219	2438		685811	1293		164592	-1145	Bullish	Bullish		1.32	20,572.00	11:45:04	1414829	2367		1580096	4557		165267	2190	Bullish	Bullish		1.12	45,730.80	
11:50:04	522936	1717		688481	2670		165545	953	Bullish	Bullish		1.32	20,578.45	11:50:04	1426571	11742		1592165	12069		165594	327	Bullish	Bullish		1.12	45,746.60	
11:55:08	527748	4812		690075	1594		162327	-3218	Bullish	Bullish		1.31	20,574.70	11:55:08	1435123	8552		1591213	-952		156090	-9504	Bullish	Bullish		1.11	45,749.55	
12:00:08	528810	1062		690961	886		162151	-176	Bullish	Bullish		1.31	20,572.70	12:00:08	1444889	9769		1600214	9001		155322	-768	Bullish	Bullish		1.11	45,751.80	
12:05:04	520657	-8153	Short C	698853	7892		178196	16045	Bullish	Bearish		1.34	20,571.60	12:05:04	1447591	2699		1623148	22934		175557	20235	Bullish	Bearish		1.12	45,743.35	
12:10:05	517530	-3127	Short C	704042	5189		186512	8316	Bullish	Bearish		1.36	20,571.05	12:10:05	1429762	-17829	Short C	1623640	492		193878	18321	Bullish	Bearish		1.14	45,748.40	
12:15:04	514371	-3159	Short C	706041	1999		191670	5158	Bullish	Bullish		1.37	20,579.70	12:15:04	1420533	-9229	Short C	1629019	5379		208486	14608	Bullish	Bullish		1.15	45,805.40	
12:20:04	498127	-16244	Short C	711467	5426		213340	21670	Bullish	Bullish		1.43	20,582.45	12:20:04	1246503	-174030	Short C	1674066	45047		427563	219077	Bullish	Bullish		1.34	45,835.65	
12:25:06	503066	4939		699219	-12248	Long UW	196153	-17187	Bullish	Bullish		1.39	20,574.25	12:25:06	1151422	-95081	Short C	1737155	63089		585733	158170	Bullish	Bullish		1.51	45,857.90	
12:30:04	506279	3213		698207	-1012	Long UW	191928	-4225	Bullish	Bearish		1.38	20,576.20	12:30:04	1170822	19400		1747844	10689		577022	-8711	Bullish	Bullish		1.49	45,884.70	
12:3																												

Nifty ATM	Nifty Spot	Nifty Pre Cl	Nifty Open	Nifty High	Nifty Low	India VIX	Current Expiry	Exp High	20,737.90	35.25	Not Break	Resistanc	21000	BN ATM	BN Spot	BN Pre CL	BN Open	BN High	BN Low	India VIX	Monday		Exp High	45,972.90	-511.55	Breakout	Resistanc	47000	
20700	20,684.85	20267.9	20,601.95	20,702.65	20,507.75	12.61	2023-12-07	Exp Low	20,466.00	41.75	Not Break	Support	20500	46400	46,430.85	44,814.20	45,671.50	46,484.45	45,484.20	12.61			Exp Low	45,370.10	114.10	Not Break	Support	46000	
Time	Call COI (Bearish ▼)	Call COI (+▲▼)	Short Covering	Put COI (Bullish ▲)	Put COI (+▲-▼)	Long UW	NET Oi	+▲▼	Net Oi Signal	Price Action Signal			Nifty PCR	Nifty LTP	Time	Call COI (Bearish ▼)	Call COI (+▲▼)	Short Covering	Put COI (Bullish ▲)	Put COI (+▲-▼)	Long Unwinding	NET Oi	+▲▼	Net Oi Signal	Price Action Signal			BN PCR	BN LTP
14:00:06	344608	5228		758088	4012		413480	-1216	Bullish	Bearish			2.2	20,604.70	14:00:06	956821	4743		2121237	16849		1164416	12106	Bullish	Bearish			2.22	46,015.90
14:05:06	332410	-12198	Short C	752795	-5293	Long UW	420385	6905	Bullish	Bullish			2.26	20,629.50	14:05:06	915787	-41034	Short C	2129287	8050		1213500	49084	Bullish	Bullish			2.33	46,108.60
14:10:05	300266	-32144	Short C	754187	1392		453921	33536	Bullish	Bullish			2.51	20,633.25	14:10:05	812729	-103058	Short C	2149327	20040		1336598	123098	Bullish	Bullish			2.64	46,140.35
14:15:06	286635	-13631	Short C	755073	886		468438	14517	Bullish	Bullish			2.63	20,638.60	14:15:06	830449	17720		2170573	21246		1340124	3526	Bullish	Bullish			2.61	46,147.00
14:20:05	285758	-877		764348	9275		478590	10152	Bullish	Bullish			2.67	20,645.40	14:20:05	825329	-5120	Short C	2211396	40823		1386067	45943	Bullish	Bullish			2.68	46,164.40
14:25:06	280266	-5492	Short C	774689	10341		494423	15833	Bullish	Bearish			2.76	20,631.65	14:25:06	865306	39977		2236091	24695		1370785	-15282	Bullish	Bearish			2.58	46,129.85
14:30:04	282220	1954		775809	1120		493589	-834	Bullish	Bullish			2.75	20,645.75	14:30:04	863098	-2208	Short C	2244084	7993		1380986	10201	Bullish	Bullish			2.6	46,186.85
14:35:06	263755	-18465	Short C	770343	-5466	Long UW	506588	12999	Bullish	Bullish			2.92	20,652.50	14:35:06	814853	-48245	Short C	2255576	11492		1440723	59737	Bullish	Bullish			2.77	46,218.60
14:40:06	257258	-6497	Short C	772165	1822		514907	8319	Bullish	Bullish			3	20,652.00	14:40:06	765063	-49790	Short C	2257248	1672		1492185	51462	Bullish	Bullish			2.95	46,207.80
14:45:05	250475	-6783	Short C	779686	7521		529211	14304	Bullish	Bullish			3.11	20,663.45	14:45:05	777344	12281		2254396	-2852	Long UW	1477052	-15133	Bullish	Bullish			2.9	46,248.10
14:50:06	227543	-22932	Short C	775469	-4217	Long UW	547926	18715	Bullish	Bullish			3.41	20,659.45	14:50:06	738086	-39258	Short C	2257760	3364		1519674	42622	Bullish	Bullish			3.06	46,242.35
14:55:06	226646	-897		764453	-11016	Long UW	537807	-10119	Bullish	Bullish			3.37	20,662.80	14:55:06	746072	7986		2255775	-1985	Long UW	1509703	-9971	Bullish	Bullish			3.02	46,263.30
15:00:06	214310	-12336	Short C	760935	-3518	Long UW	546625	8818	Bullish	Bullish			3.55	20,675.90	15:00:06	717819	-28253	Short C	2246305	-9470	Long UW	1528486	18783	Bullish	Bullish			3.13	46,337.25
15:05:07	186282	-28028	Short C	733374	-27561	Long UW	547092	467	Bullish	Bullish			3.94	20,671.70	15:05:07	631756	-86063	Short C	2207966	-38339	Long UW	1576210	47724	Bullish	Bullish			3.49	46,306.60
15:10:06	166585	-19697	Short C	716174	-17200	Long UW	549589	2497	Bullish	Bullish			4.3	20,678.45	15:10:06	613378	-18378	Short C	2212180	4214		1598802	22592	Bullish	Bullish			3.61	46,380.85
15:15:14	166391	-194		680148	-36026	Long UW	513757	-35832	Bullish	Bullish			4.09	20,681.65	15:15:14	590630	-22748	Short C	2198915	-13265	Long UW	1608285	9483	Bullish	Bullish			3.72	46,440.00
15:20:06	151178	-15213	Short C	656026	-24122	Long UW	504848	-8909	Bullish	Bullish			4.34	20,686.25	15:20:06	561156	-29474	Short C	2186876	-12039	Long UW	1625720	17435	Bullish	Bullish			3.9	46,459.60
15:25:07	147341	-3837	Short C	620653	-35373	Long UW	473312	-31536	Bullish	Bullish			4.21	20,686.90	15:25:07	503573	-57583	Short C	2150167	-36709	Long UW	1646594	20874	Bullish	Bullish			4.27	46,453.55
15:30:06	126377	-20964	Short C	606276	-14377	Long UW	479899	6587	Bullish	Bullish			4.8	20,683.35	15:30:06	449098	-54475	Short C	2040640	-109527	Long UW	1591542	-55052	Bullish	Bearish			4.54	46,439.80

Nifty ATM	Nifty Spot	Nifty Pre Cl	Nifty Open	Nifty High	Nifty Low	India VIX	Current Expiry	Exp High	20,737.90	35.25	Not Break	Resistanc	21000	BN ATM	BN Spot	BN Pre CL	BN Open	BN High	BN Low	India VIX	Monday		Exp High	45,972.90	-511.55	Breakout	Resistanc	47000
20700	20,684.85	20267.9	20,601.95	20,702.65	20,507.75	12.61	2023-12-07	Exp Low	20,466.00	41.75	Not Break	Support	20500	46400	46,430.85	44,814.20	45,671.50	46,484.45	45,484.20	12.61			Exp Low	45,370.10	114.10	Not Break	Support	46000
Time	Call COI (Bearish ▼)	Call COI (+▲▼)	Short Covering	Put COI (Bullish ▲)	Put COI (+▲▼)	Long UW	NET Oi	+▲▼	Net Oi Signal	Price Action Signal		Nifty PCR	Nifty LTP	Time	Call COI (Bearish ▼)	Call COI (+▲▼)	Short Covering	Put COI (Bullish ▲)	Put COI (+▲▼)	Long Unwinding	NET Oi	+▲▼	Net Oi Signal	Price Action Signal		BN PCR	BN LTP	
09:23:03	241193	0		216983	0		-24210	0	Bearish	Wait		0.9	20,511.35	09:23:03	1001708	0		595628	0		-406080	0	Bearish	Wait		0.59	45,593.10	
09:33:03	330662	89469		349432	132449		18770	42980	Bullish	Bullish		1.06	20,579.00	09:33:03	1091496	89788		881428	285800		-210068	196012	Bearish	Bullish		0.81	45,763.55	
09:43:04	358662	28000		444949	100067		90837	72067	Bullish	Bearish		1.25	20,568.80	09:43:04	1044476	-47020	Short C	1127259	245831		82783	292851	Bullish	Bearish		1.08	45,761.20	
09:53:06	394547	35885		486117	36618		91570	73037	Bullish	Bearish		1.23	20,558.75	09:53:06	1147757	103281		1234022	106763		86265	3482	Bullish	Bearish		1.08	45,726.75	
10:03:03	441799	47252		509273	23156		67474	-24096	Bullish	Bullish		1.15	20,559.85	10:03:03	1211697	63940		1325531	91509		113834	27569	Bullish	Bullish		1.09	45,809.10	
10:13:04	468226	26427		518644	9371		50418	-17056	Bullish	Bearish		1.11	20,550.35	10:13:04	1222583	10886		1357317	31786		134734	20900	Bullish	Bearish		1.11	45,734.35	
10:23:05	493649	25423		534392	15748		40743	-9675	Bullish	Bearish		1.08	20,533.15	10:23:05	1242811	20228		1406620	49303		163809	29075	Bullish	Bullish		1.13	45,739.40	
10:33:04	506058	12409		548907	14515		42849	2106	Bullish	Bullish		1.08	20,543.50	10:33:04	1264434	21623		1450118	43498		185684	21875	Bullish	Bullish		1.15	45,751.90	
10:43:04	519338	13280		571343	22436		52005	9156	Bullish	Bearish		1.1	20,533.70	10:43:04	1262024	-2410	Short C	1467070	16952		205046	19362	Bullish	Bearish		1.16	45,739.40	
10:53:04	529163	9825		592269	20926		63106	11101	Bullish	Bullish		1.12	20,549.55	10:53:04	1307272	45248		1493276	26206		186004	-19042	Bullish	Bearish		1.14	45,710.65	
11:03:05	528360	-803		612000	19731		83640	20534	Bullish	Bullish		1.16	20,552.50	11:03:05	1335201	27929		1498347	5071		163146	-22858	Bullish	Bearish		1.12	45,684.15	
11:13:04	528611	251		636635	24635		108024	24384	Bullish	Bullish		1.2	20,569.95	11:13:04	1368261	33060		1486425	-11922	Long UW	118164	-44982	Bullish	Bullish		1.09	45,708.35	
11:23:08	510344	-18267	Short C	662371	25736		152027	44003	Bullish	Bearish		1.3	20,564.70	11:23:08	1375084	6823		1510961	24536		135877	17713	Bullish	Bullish		1.1	45,721.45	
11:33:04	510531	187		676719	14348		166188	14161	Bullish	Bearish		1.33	20,562.30	11:33:04	1395925	20841		1549805	38844		153880	18003	Bullish	Bullish		1.11	45,733.15	
11:43:03	521219	10688		685811	9092		164592	-1596	Bullish	Bullish		1.32	20,570.45	11:43:03	1414829	18904		1580118	30313		165289	11409	Bullish	Bullish		1.12	45,736.60	
11:53:03	526866	5647		690766	4955		163900	-692	Bullish	Bullish		1.31	20,575.10	11:53:03	1436307	21478		1592513	12395		156206	-9083	Bullish	Bullish		1.11	45,745.35	
12:03:03	523375	-3491	Short C	694697	3931		171322	7422	Bullish	Bearish		1.33	20,570.05	12:03:03	1444210	7903		1608527	16014		164317	8111	Bullish	Bearish		1.11	45,740.65	
12:13:03	514371	-9004	Short C	706041	11344		191670	20348	Bullish	Bullish		1.37	20,584.25	12:13:03	1420533	-23677	Short C	1629019	20492		208486	44169	Bullish	Bullish		1.15	45,803.65	
12:23:03	499703	-14668	Short C	708094	2053		208391	16721	Bullish	Bearish		1.42	20,581.85	12:23:03	1247559	-172974	Short C	1704654	75635		457095	248609	Bullish	Bullish		1.37	45,860.70	
12:33:04	501551	1848		698359	-9735	Long UW	196808	-11583	Bullish	Bearish		1.39	20,576.70	12:33:04	1170260	-77299	Short C	1765052	60398		594792	137697	Bullish	Bullish		1.51	45,891.05	
12:43:03	498603	-2948	Short C	708876	10517		210273	13465	Bullish	Bearish		1.42	20,576.25	12:43:03	1103514	-66746	Short C	1850489	85437		746975	152183	Bullish	Bullish		1.68	45,931.75	
12:53:05	491273	-7330	Short C	708891	15		217618	7345	Bullish	Bullish		1.44	20,582.95	12:53:05	1050581	-52933	Short C	1967165	116676		916584	169609	Bullish	Bullish		1.87	45,948.05	
13:03:05	483970	-7303	Short C	712328	3437		228358	10740	Bullish	Bullish		1.47	20,587.90	13:03:05	938670	-111911	Short C	1998685	31520		1060015	143431	Bullish	Bullish		2.13	46,016.85	
13:13:05	479527	-4443	Short C	718841	6513		239314	10956	Bullish	Bearish		1.5	20,587.35	13:13:05	978599	39929		2052231	53546		1073632	13617	Bullish	Bearish		2.1	46,002.10	
13:23:05	398920	-80607	Short C	731486	12645		332566	93252	Bullish	Bullish		1.83	20,609.80	13:23:05	970433	-8166	Short C	2087651	35420		1117218	43586	Bullish	Bullish		2.15	46,058.35	
13:33:41	390802	-8118	Short C	752940	21454		362138	29572	Bullish	Bearish		1.93	20,605.30	13:33:41	981012	10579		2102274	14623		1121262	4044	Bullish	Bearish		2.14	46,020.30	
13:34:10	390802	0		752940	0		362138	0	Bullish	Bullish		1.93	20,616.50	13:34:10	981012	0		2102274	0		1121262	0	Bullish	Bullish		2.14	46,056.05	
13:34:50	390802	0		752940	0		362138	0	Bullish	Bearish		1.93	20,615.70	13:34:50	981012	0		2102274	0		1121262	0	Bullish	Bearish		2.14	46,046.85	
13:36:24	390802	0		752940	0		362138	0	Bullish	Bullish		1.93	20,616.75	13:36:24	981012	0		2102274	0		1121262	0	Bullish	Bullish		2.14	46,061.15	
13:37:46	378066	-12736	Short C	753289	349		375223	13085	Bullish	Bearish		1.99	20,613.50	13:37:46	983455	2443		2107364	5090		1123909	2647	Bullish	Bearish		2.14	46,051.10	
13:43:05	375276	-2790	Short C	757854	4565		382578	7355	Bullish	Bullish		2.02	20,617.70	13:43:05	964919	-18536	Short C	2109990	2626		1145071	21162	Bullish	Bullish		2.19	46,072.80	
13:53:04	348252	-27024	Short C	754371	-3483	Long UW	406119	23541	Bullish	Bearish		2.17	20,611.40	13:53:04	965723	804		2111717	1727		1145994	923	Bullish	Bearish		2.19	46,035.40	
14:03:05	343011	-5241	Short C	762911	8540		419900	13781	Bullish	Bullish		2.22	20,621.70	14:03:05	949023	-16700	Short C	2135336	23619		1186313	40319	Bullish	Bullish		2.25	46,067.55	
14:13:05	300266	-42745	Short C	755073	-7838	Long UW	454807	34907	Bullish	Bullish		2.51	20,639.20	14:13:05	830449	-118574	Short C	2170573	35237		1340124	153811	Bullish	Bullish		2.61	46,148.10	
14:23:04	280266	-20000	Short C	774689	19616		494423	39616	Bullish	Bullish		2.76	20,640.05	14:23:04	849039	18590		2225350	54777		1376311	36187	Bullish	Bearish		2.62	46,143.60	
14:33:05	276282	-3984	Short C	775868	1179		499586	5163	Bullish	Bullish		2.81	20,649.40	14:33:05	841362	-7677	Short C	2246323	20973		1404961	28650	Bullish	Bullish		2.67	46,206.80	
14:43:05	257258	-19024	Short C	779686	3818		522428	22842	Bullish	Bullish		3.03	20,656.00	14:43:05	765063	-76299	Short C	2253380	7057		1488317	83356	Bullish	Bullish		2.95	46,218.80	
14:53:06	226646	-30612	Short C	769424	-10262	Long UW	542778	20350	Bullish	Bullish		3.39	20,658.85	14:53:06	747214	-17849	Short C	2255775	2395		1508561	20244	Bullish	Bullish		3.02	46,239.30	
15:03:05	204040	-22606	Short C	750949	-18475	Long UW	546909	4131	Bullish	Bullish		3.68	20,701.55	15:03:05	679986	-67228	Short C	2234981	-20794	Long UW	1554995	46434	Bullish	Bullish		3.29	46,444.25	
15:13:05	166585	-37455	Short C	680148	-70801	Long UW	513563	-33346	Bullish	Bearish		4.08	20,680.20	15:13:05	601583	-78403	Short C	2212180	-22801	Long UW	1610597	55602						

Nifty ATM	Nifty Spot	Nifty Pre Cl	Nifty Open	Nifty High	Nifty Low	India VIX	Current Expiry	Exp High	20,737.90	35.25	Not Break	Resistanc	21000	BN ATM	BN Spot	BN Pre CL	BN Open	BN High	BN Low	India VIX	Monday		Exp High	45,972.90	-511.55	Breakout	Resistanc	47000
20700	20,684.85	20267.9	20,601.95	20,702.65	20,507.75	12.61	2023-12-07	Exp Low	20,466.00	41.75	Not Break	Support	20500	46400	46,430.85	44,814.20	45,671.50	46,484.45	45,484.20	12.61			Exp Low	45,370.10	114.10	Not Break	Support	46000
Time	Call COI (Bearish ▼)	Call COI (+▲▼)	Short Covering	Put COI (Bullish ▲)	Put COI (+▲▼)	Long UW	NET Oi	+▲▼	Net Oi Signal	Price Action Signal		Nifty PCR	Nifty LTP	Time	Call COI (Bearish ▼)	Call COI (+▲▼)	Short Covering	Put COI (Bullish ▲)	Put COI (+▲▼)	Long Unwinding	NET Oi	+▲▼	Net Oi Signal	Price Action Signal		BN PCR	BN LTP	
09:27:29	310467	0		263755	0		-46712	0	Bearish	Wait		0.85	20,546.30	09:27:29	1079466	0		726445	0		-353021	0	Bearish	Wait		0.67	45,643.35	
09:42:27	344071	33604		434858	171103		90787	137499	Bullish	Bullish		1.26	20,570.65	09:42:27	1021810	-57656	Short C	1111368	384923		89558	442579	Bullish	Bullish		1.09	45,790.85	
09:57:28	429130	85059		497294	62436		68164	-22623	Bullish	Bearish		1.16	20,553.90	09:57:28	1165102	143292		1268891	157523		103789	14231	Bullish	Bearish		1.09	45,760.15	
10:12:27	468226	39096		509537	12243		41311	-26853	Bullish	Bearish		1.09	20,547.75	10:12:27	1200494	35392		1331960	63069		131466	27677	Bullish	Bearish		1.11	45,729.85	
10:27:29	499012	30786		539518	29981		40506	-805	Bullish	Bearish		1.08	20,546.95	10:27:29	1241372	40878		1422551	90591		181179	49713	Bullish	Bullish		1.15	45,754.60	
10:42:28	517401	18389		566126	26608		48725	8219	Bullish	Bearish		1.09	20,529.55	10:42:28	1253606	12234		1456240	33689		202634	21455	Bullish	Bearish		1.16	45,731.65	
10:57:27	528006	10605		598293	32167		70287	21562	Bullish	Bullish		1.13	20,557.10	10:57:27	1311724	58118		1497815	41575		186091	-16543	Bullish	Bearish		1.14	45,716.70	
11:12:29	530720	2714		629564	31271		98844	28557	Bullish	Bullish		1.19	20,569.35	11:12:29	1369863	58139		1482624	-15191	Long UW	112761	-73330	Bullish	Bearish		1.08	45,709.80	
11:27:28	513020	-17700	Short C	665393	35829		152373	53529	Bullish	Bullish		1.3	20,570.50	11:27:28	1379445	9582		1517596	34972		138151	25390	Bullish	Bullish		1.1	45,729.95	
11:42:27	518781	5761		684518	19125		165737	13364	Bullish	Bearish		1.32	20,566.25	11:42:27	1412487	33042		1575558	57962		163071	24920	Bullish	Bearish		1.12	45,726.80	
11:57:27	527748	8967		690075	5557		162327	-3410	Bullish	Bullish		1.31	20,573.65	11:57:27	1435117	22630		1591213	15655		156096	-6975	Bullish	Bullish		1.11	45,748.65	
12:12:27	517530	-10218	Short C	704042	13967		186512	24185	Bullish	Bullish		1.36	20,577.85	12:12:27	1429762	-5355	Short C	1623645	32432		193883	37787	Bullish	Bullish		1.14	45,767.70	
12:27:26	503066	-14464	Short C	699219	-4823	Long UW	196153	9641	Bullish	Bearish	Short C	1.39	20,574.50	12:27:26	1151422	-278340	Short C	1737155	113510		585733	391850	Bullish	Bullish		1.51	45,863.75	
12:42:27	498324	-4742	Short C	708092	8873		209768	13615	Bullish	Bullish		1.42	20,576.80	12:42:27	1094520	-56902	Short C	1825319	88164		730799	145066	Bullish	Bullish		1.67	45,931.75	
12:57:28	487638	-10686	Short C	709629	1537		221991	12223	Bullish	Bullish		1.46	20,579.60	12:57:28	1024141	-70379	Short C	1979304	153985		955163	224364	Bullish	Bullish		1.93	45,942.05	
13:12:30	479527	-8111	Short C	713763	4134		234236	12245	Bullish	Bullish	Short C	1.49	20,585.10	13:12:30	981854	-42287	Short C	2052231	72927		1070377	115214	Bullish	Bullish		2.09	45,989.15	
13:27:29	389911	-89616	Short C	742229	28466		352318	118082	Bullish	Bullish		1.9	20,606.20	13:27:29	955808	-26046	Short C	2087948	35717		1132140	61763	Bullish	Bullish		2.18	46,035.75	
13:42:29	375276	-14635	Short C	755159	12930		379883	27565	Bullish	Bullish		2.01	20,611.85	13:42:29	986385	30577		2113890	25942		1127505	-4635	Bullish	Bullish		2.14	46,057.50	
13:57:29	339380	-35896	Short C	754076	-1083	Long UW	414696	34813	Bullish	Bearish		2.22	20,608.50	13:57:29	952078	-34307	Short C	2104388	-9502	Long UW	1152310	24805	Bullish	Bearish		2.21	46,027.00	
14:12:29	300266	-39114	Short C	754187	111		453921	39225	Bullish	Bullish		2.51	20,637.80	14:12:29	812729	-139349	Short C	2150989	46601		1338260	185950	Bullish	Bullish		2.65	46,150.70	
14:27:29	274791	-25475	Short C	780627	26440		505836	51915	Bullish	Bearish	Short C	2.84	20,634.50	14:27:29	865306	52577		2236091	85102		1370785	32525	Bullish	Bearish		2.58	46,135.60	
14:42:29	257258	-17533	Short C	773592	-7035	Long UW	516334	10498	Bullish	Bullish		3.01	20,654.70	14:42:29	765063	-100243	Short C	2253380	17289		1488317	117532	Bullish	Bullish		2.95	46,221.65	
14:57:31	220037	-37221	Short C	764453	-9139	Long UW	544416	28082	Bullish	Bullish		3.47	20,666.40	14:57:31	738412	-26651	Short C	2262541	9161		1524129	35812	Bullish	Bullish		3.06	46,285.75	
15:12:30	166585	-53452	Short C	699997	-64456	Long UW	533412	-11004	Bullish	Bullish	Short C	4.2	20,679.25	15:12:30	601583	-136829	Short C	2212180	-50361	Long UW	1610597	86468	Bullish	Bullish		3.68	46,426.10	
15:27:29	142301	-24284	Short C	620653	-79344	Long UW	478352	-55060	Bullish	Bullish		4.36	20,687.20	15:27:29	503573	-98010	Short C	2109270	-102910	Long UW	1605697	-4900	Bullish	Bullish		4.19	46,454.85	

Bank Nifty Component						Nifty Component					
Sr No	Name	LTP	Prev Cl	Change	Gainer	Sr No	Name	LTP	Prev Cl	Change	Gainer
1	HDFC Bank	1,609.15	1,555.40	53.75	12	1	RELIANCE	2423.10	2394.30	28.80	45
2	ICICI Bank	991.60	946.70	44.90	Looser	2	HDFCBANK	1610.65	1555.40	55.25	Looser
3	SBI	594.70	571.75	22.95	0	3	INFY	1465.70	1452.30	13.40	6
4	Kotak Mahindra Bank	1,822.90	1,750.50	72.40		4	ICICIBANK	991.90	946.70	45.20	
5	Axis Bank	1,123.00	1,104.65	18.35		5	TCS	3507.20	3511.65	-4.45	
6	IndusInd Bank	1,514.55	1,461.05	53.50		6	KOTAKBANK	1815.65	1750.50	65.15	
7	Bank of Baroda Ltd	209.00	201.85	7.15		7	HINDUNILVR	2602.00	2563.65	38.35	
8	AU Small Finance Bank	754.70	742.45	12.25		8	AXISBANK	1127.50	1104.65	22.85	
9	Federal Bank	154.05	148.75	5.30		9	LT	3316.00	3190.65	125.35	
10	IDFC First Bank	86.95	86.10	0.85		10	ITC	454.20	449.80	4.40	
11	Bandhan Bank	234.55	226.25	8.30		11	SBIN	595.10	571.75	23.35	
12	Punjab National Bank	83.75	80.70	3.05		12	BAJFINANCE	7405.00	7259.35	145.65	
						13	ASIANPAINT	3195.00	3173.40	21.60	
						14	BHARTIARTL	1033.35	1014.70	18.65	
						15	HCLTECH	1335.00	1336.70	-1.70	
						16	MARUTI	10602.25	10585.70	16.55	
						17	TATASTEEL	130.90	130.00	0.90	
						18	WIPRO	407.35	407.65	-0.30	
						19	ULTRACEMCO	9333.00	9033.85	299.15	
						20	M&M	1653.65	1625.50	28.15	
						21	BAJAJFINSV	1694.90	1685.95	8.95	
						22	SUNPHARMA	1232.10	1231.25	0.85	
						23	TITAN	3486.30	3489.50	-3.20	
						24	TECHM	1224.90	1220.55	4.35	
						25	DRREDDY	5775.00	5749.40	25.60	
						26	JSWSTEEL	820.00	810.80	9.20	
						27	NESTLEIND	24383.30	24338.60	44.70	
						28	INDUSINDBK	1514.95	1461.05	53.90	
						29	TATAMOTORS	706.10	705.45	0.65	
						30	POWERGRID	212.90	210.20	2.70	
						31	GRASIM	2045.00	2016.05	28.95	
						32	HDFCLIFE	676.50	682.15	-5.65	
						33	DIVISLAB	3797.95	3792.70	5.25	
Common Stocks & its Weightage in Nifty50 & Bank Nifty											
	Sr no	Common Stocks	Nifty50	Bank Nifty							
	1	HDFCBANK	8.87	26.30							
	2	ICICIBANK	8.00	24.67							
	3	AXISBANK	2.29	12.18							
	4	SBIN	2.66	11.03							
	5	KOTAKBANK	3.91	10.63							
	6	INDUSINDBK	0.80	5.44							
			26.53	90.25							
Fin Nifty Component											
Sr No	Name	LTP	Prev Cl	Change	Gainer						
1	IEX	145.00	142.70	2.30	19						
2	SBICARD	751.95	739.95	12.00	Looser						
3	ICICIGI	1,470.10	1,457.65	12.45	1						
4	LICHSGFIN	507.95	492.70	15.25							
5	BAJFINANCE	7,405.00	7,259.35	145.65							
6	SBILIFE	1,456.20	1,423.65	32.55							
7	AXISBANK	1,127.50	1,104.65	22.85							

8	BAJAJFINSV	1,694.90	1,685.95	8.95			34	NTPC	274.90	268.95	5.95
9	SBIN	595.10	571.75	23.35			35	HINDALCO	518.50	517.20	1.30
10	ICICIBANK	991.90	946.70	45.20			36	BAJAJ-AUTO	6204.65	6046.05	158.60
11	MUTHOOTFIN	1,464.00	1,450.75	13.25			37	ADANI PORTS	878.15	827.80	50.35
12	KOTAKBANK	1,815.65	1,750.50	65.15			38	CIPLA	1217.00	1205.70	11.30
13	CHOLAFIN	1,148.15	1,128.20	19.95			39	TATA CONSUM	945.95	942.85	3.10
14	HDFCBANK	1,610.65	1,555.40	55.25			40	SBILIFE	1456.20	1423.65	32.55
15	RECLTD	389.65	374.00	15.65			41	BPCL	462.00	438.00	24.00
16	HDFCLIFE	676.50	682.15	-5.65			42	UPL	578.55	575.15	3.40
17	ICICIPRULI	562.95	558.80	4.15			43	BRITANNIA	4940.05	4970.75	-30.70
18	SHRIRAMFIN	2,099.00	2,003.25	95.75			44	ONGC	202.45	194.55	7.90
19	PFC	373.45	365.15	8.30			45	EICHERMOT	4186.00	3891.20	294.80
20	HDFCAMC	2,952.60	2,928.05	24.55			46	HEROMOTOCO	3798.00	3760.00	38.00
							47	ADANI ENT	2526.95	2362.70	164.25
							48	COALINDIA	355.00	346.65	8.35
							49	APOLLOHOSP	5627.60	5591.15	36.45
							50	LTIM	5577.95	5577.05	0.90

Sectors	Per % Change	Ranking			1 - Oil & Gas		2 - Banking		3 - Metal		4 - Realty	
Oil & Gas	46.06%	1	Rank	Stock Name	LTP	Stock Name	LTP	Stock Name	LTP	Stock Name	LTP	
Banking	38.96%	2	1	HINDPETRO	376.5 (30.95)	ICICIBANK	991.9 (45.2)	ADANIENT	2526.95 (164.25)	PRESTIGE	1093.7 (55.9)	
Metal	17.81%	3	2	OIL	329.15 (19.25)	SBIN	595.1 (23.35)	HINDZINC	317.95 (17.8)	DLF	649.65 (20.4)	
Realty	14.51%	4	3	BPCL	462 (24)	PNB	83.75 (3.05)	NATIONALUM	96.95 (3.2)	GODREJPROP	1916.95 (44.3)	
Automobile	13.19%	5	4	ATGL	732.5 (31.05)	KOTAKBANK	1815.65 (65.15)	HINDCOPPER	178.1 (2.55)	SOBHA	966.75 (17.45)	
FMCG	9.58%	6	5	GAIL	141.9 (5.85)	INDUSINDBK	1514.95 (53.9)	JSL	524.45 (7.35)	OBEROIRLTY	1437.35 (22.3)	
Consumer Durables	3.21%	7	6	IOC	115.85 (4.6)	BANDHANBNK	234.5 (8.25)	JSWSTEEL	820 (9.2)	BRIGADE	846.9 (8.35)	
Media	1.23%	8	7	ONGC	202.45 (7.9)	FEDERALBNK	154.1 (5.35)	VEDL	241.85 (2.45)	IBREALEST	83.35 (0.6)	
IT	-0.75%	9	8	MGL	1097.35 (34.25)	BANKBARODA	209.05 (7.2)	SAIL	93.95 (0.8)	PHOENIXLTD	2370.1 (11.75)	
Pharma	-6.74%	10	9	GUJGASLTD	441.75 (7.7)	HDFCBANK	1610.65 (55.25)	TATASTEEL	130.9 (0.9)	LODHA	916.2 (-3.2)	
Company Name	Sector	Symbol	O=H (Bearish)	O=L (Bullish)	LTP	Change	Per % Change	Prev Cl	Open	High	Low	
AU Small Finance Bank Ltd.	Banking	AUBANK			753.55	11.1	1.50%	742.45	755	756.8	742.85	
Axis Bank Ltd.	Banking	AXISBANK			1127.5	22.85	2.07%	1104.65	1120.5	1129	1099.1	
Bandhan Bank Ltd.	Banking	BANDHANBNK			234.5	8.25	3.65%	226.25	230.5	234.85	229.25	
Bank of Baroda	Banking	BANKBARODA		O=L	209.05	7.2	3.57%	201.85	205.15	210	205.15	
Federal Bank Ltd.	Banking	FEDERALBNK			154.1	5.35	3.60%	148.75	152.6	155.2	150.25	
HDFC Bank Ltd.	Banking	HDFCBANK			1610.65	55.25	3.55%	1555.4	1588	1611	1573.65	
ICICI Bank Ltd.	Banking	ICICIBANK			991.9	45.2	4.77%	946.7	963.7	994.85	961.4	
IDFC First Bank Ltd.	Banking	IDFCFIRSTB			86.95	0.85	0.99%	86.1	87.2	87.85	86.3	
IndusInd Bank Ltd.	Banking	INDUSINDBK			1514.95	53.9	3.69%	1461.05	1490	1517.55	1473.45	
Kotak Mahindra Bank Ltd.	Banking	KOTAKBANK			1815.65	65.15	3.72%	1750.5	1770	1821.9	1752.65	
Punjab National Bank	Banking	PNB			83.75	3.05	3.78%	80.7	83.15	84.6	82.3	
State Bank of India	Banking	SBIN			595.1	23.35	4.08%	571.75	588	595.3	584.55	
Ashok Leyland Ltd.	Automobile	ASHOKLEY			174.25	-2.05	-1.16%	176.3	179.5	179.9	174.2	
Bajaj Auto Ltd.	Automobile	BAJAJ-AUTO			6204.65	158.6	2.62%	6046.05	6090.55	6208.3	6087.45	
Balkrishna Industries Ltd.	Automobile	BALKRISIND			2553.2	-6.5	-0.25%	2559.7	2590.5	2592	2529	
Bharat Forge Ltd.	Automobile	BHARATFORG			1158	1.5	0.13%	1156.5	1172	1175.8	1156	
Bosch Ltd.	Automobile	BOSCHLTD	O=H		21969.95	-113.6	-0.51%	22083.55	22200	22200	21708.05	
Eicher Motors Ltd.	Automobile	EICHERMOT			4186	294.8	7.58%	3891.2	3950	4186	3916	
Hero MotoCorp Ltd.	Automobile	HEROMOTOCO	O=H		3798	38	1.01%	3760	3880	3880	3784	
MRF Ltd.	Automobile	MRF			111567.1	157.8	0.14%	111409.3	112000	112099.85	110856.2	
Mahindra & Mahindra Ltd.	Automobile	M&M			1653.65	28.15	1.73%	1625.5	1662.85	1675	1639.45	
Maruti Suzuki India Ltd.	Automobile	MARUTI			10602.25	16.55	0.16%	10585.7	10695	10695.1	10425	
Samvardhana Motherson International Ltd.	Automobile	MOTHERSON			93	-0.1	-0.11%	93.1	94.5	94.85	92.65	
Sona BLW Precision Forgings Ltd.	Automobile	SONACOMS			563.3	1.15	0.20%	562.15	565	571.8	559	
TVS Motor Company Ltd.	Automobile	TVSMOTOR	O=H		1907	-2.8	-0.15%	1909.8	1958	1958	1890	
Tata Motors Ltd.	Automobile	TATAMOTORS			706.1	0.65	0.09%	705.45	716	717	704.8	
Tube Investments of India Ltd.	Automobile	TIINDIA			3348	56.3	1.71%	3291.7	3304.75	3354.1	3260.25	
Britannia Industries Ltd.	FMCG	BRITANNIA			4940.05	-30.7	-0.62%	4970.75	4990	4994.95	4915	
Colgate Palmolive (India) Ltd.	FMCG	COLPAL			2292.75	13.5	0.59%	2279.25	2298.95	2312	2270	
Dabur India Ltd.	FMCG	DABUR			547	5.85	1.08%	541.15	544.9	548.9	541.7	
Emami Ltd.	FMCG	EMAMILTD			510.5	-5.3	-1.03%	515.8	519.5	520	504	
Godrej Consumer Products Ltd.	FMCG	GODREJCP			1042.05	16.65	1.62%	1025.4	1040	1044	1028.1	
Hindustan Unilever Ltd.	FMCG	HINDUNILVR			2602	38.35	1.50%	2563.65	2577	2608.4	2575	
ITC Ltd.	FMCG	ITC			454.2	4.4	0.98%	449.8	455	456.4	451	

Marico Ltd.	FMCG	MARICO		536.05	-0.85	-0.16%	536.9	539	543.4	534.4
Nestle India Ltd.	FMCG	NESTLEIND		24383.3	44.7	0.18%	24338.6	24389	24535	24138.65
Procter & Gamble Hygiene & Health Care Lt	FMCG	PGHH		17495	101.85	0.59%	17393.15	17435	17650	17335.85
Radico Khaitan Ltd	FMCG	RADICO		1648	75.65	4.81%	1572.35	1596.35	1651	1547.85
Tata Consumer Products Ltd.	FMCG	TATACONSUM		945.95	3.1	0.33%	942.85	954	956.5	941.95
United Breweries Ltd.	FMCG	UBL		1704.6	32.6	1.95%	1672	1683	1708.9	1673.1
United Spirits Ltd.	FMCG	MCDOWELL-N		1051.1	-2.7	-0.26%	1053.8	1057.6	1061.7	1046.95
Varun Beverages Ltd.	FMCG	VBL		1067.35	-21.7	-1.99%	1089.05	1111	1112.5	1067
Coforge Ltd.	IT	COFORGE	O=H	5671.15	-42.85	-0.75%	5714	5795	5795	5655.05
HCL Technologies Ltd.	IT	HCLTECH	O=H	1335	-1.7	-0.13%	1336.7	1350	1350	1331
Infosys Ltd.	IT	INFY		1465.7	13.4	0.92%	1452.3	1460.45	1471.9	1449.3
L&T Technology Services Ltd.	IT	LTTS		4746	-55.9	-1.16%	4801.9	4830.15	4855	4727.6
LTIMindtree Ltd.	IT	LTIM		5577.95	0.9	0.02%	5577.05	5610	5632	5550
Mphasis Ltd.	IT	MPHASIS		2369.9	-5.3	-0.22%	2375.2	2380	2402.2	2361.95
Persistent Systems Ltd.	IT	PERSISTENT		6460.2	26.9	0.42%	6433.3	6501	6525	6396.7
Tata Consultancy Services Ltd.	IT	TCS		3507.2	-4.45	-0.13%	3511.65	3544.65	3547.8	3498
Tech Mahindra Ltd.	IT	TECHM		1224.9	4.35	0.36%	1220.55	1238	1249.2	1218
Wipro Ltd.	IT	WIPRO		407.35	-0.3	-0.07%	407.65	412.7	413	406.75
Dish TV India Ltd.	Media	DISHTV		18.65	-0.1	-0.53%	18.75	19.1	19.25	18.55
Hathway Cable & Datacom Ltd.	Media	HATHWAY		19.95	0.2	1.01%	19.75	20	20.15	19.8
Inox Leisure Ltd.	Media	INOXLEISUR	O=H	0	0	0.00%	0	0	0	0
Navneet Education Ltd.	Media	NAVNETEDUL		145.9	2.15	1.50%	143.75	144.75	146.4	141.8
Nazara Technologies Ltd.	Media	NAZARA	O=H	793.5	-0.95	-0.12%	794.45	806.8	806.8	791
Network18 Media & Investments Ltd.	Media	NETWORK18		88.5	0.8	0.91%	87.7	89.3	91.75	87.15
PVR Ltd.	Media	PVR	O=H	0	0	0.00%	0	0	0	0
Sun TV Network Ltd.	Media	SUNTV	O=L	675.45	1.7	0.25%	673.75	670.5	680	670.5
TV18 Broadcast Ltd.	Media	TV18BRDCST		49.15	1.15	2.40%	48	49	50.6	48.3
Zee Entertainment Enterprises Ltd.	Media	ZEEL		255.4	-11.15	-4.18%	266.55	267	268.6	254.45
APL Apollo Tubes Ltd.	Metal	APLAPOLLO		1620.8	-24.15	-1.47%	1644.95	1693	1694	1619.1
Adani Enterprises Ltd.	Metal	ADANIEN		2526.95	164.25	6.95%	2362.7	2549.95	2595	2487.45
Hindalco Industries Ltd.	Metal	HINDALCO		518.5	1.3	0.25%	517.2	524.05	526.65	516.55
Hindustan Copper Ltd.	Metal	HINDCOPPER		178.1	2.55	1.45%	175.55	179.75	183.2	176.15
Hindustan Zinc Ltd.	Metal	HINDZINC		317.95	17.8	5.93%	300.15	318.9	319	313
JSW Steel Ltd.	Metal	JSWSTEEL		820	9.2	1.13%	810.8	820	823.4	812.35
Jindal Stainless Ltd.	Metal	JSL		524.45	7.35	1.42%	517.1	523.95	528	519.1
Jindal Steel & Power Ltd.	Metal	JINDALSTEL		680.85	-11.35	-1.64%	692.2	695	699	678.45
MOIL Ltd.	Metal	MOIL		311.5	-5.85	-1.84%	317.35	324.9	329.9	310.5
National Aluminium Co. Ltd.	Metal	NATIONALUM		96.95	3.2	3.41%	93.75	95.1	97.75	94.55
Ratnamani Metals & Tubes Ltd.	Metal	RATNAMANI		3800	-22.9	-0.60%	3822.9	3858	3878.95	3722.05
Steel Authority of India Ltd.	Metal	SAIL		93.95	0.8	0.86%	93.15	94.95	95.5	93.8
Tata Steel Ltd.	Metal	TATASTEEL		130.9	0.9	0.69%	130	132.2	132.35	130.4
Vedanta Ltd.	Metal	VEDL	O=H	241.85	2.45	1.02%	239.4	244.5	244.5	239.5
Welspun Corp Ltd.	Metal	WELCORP		533.3	1.2	0.23%	532.1	537.4	542.8	530.85
Abbott India Ltd.	Pharma	ABBOTINDIA	O=H	23499	-180.5	-0.76%	23679.5	23920	23920	23350
Alkem Laboratories Ltd.	Pharma	ALKEM		4613.95	-33.95	-0.73%	4647.9	4649	4667.15	4601.2
Aurobindo Pharma Ltd.	Pharma	AUROPHARMA		1041.3	7.55	0.73%	1033.75	1042	1046	1023.25
Biocon Ltd.	Pharma	BIOCON		240.9	0.25	0.10%	240.65	243.3	243.4	238.9

Cipla Ltd.	Pharma	CIPLA		1217	11.3	0.94%	1205.7	1212.3	1219.1	1206.25
Divi's Laboratories Ltd.	Pharma	DIVISLAB		3797.95	5.25	0.14%	3792.7	3810	3835.05	3790
Dr. Reddy's Laboratories Ltd.	Pharma	DRREDDY	O=H	5775	25.6	0.45%	5749.4	5800	5800	5728.4
Gland Pharma Ltd.	Pharma	GLAND		1809.5	0.15	0.01%	1809.35	1820.95	1841.8	1782
Glaxosmithkline Pharmaceuticals Ltd.	Pharma	GLAXO		1696.5	18.35	1.09%	1678.15	1710	1739.75	1691.1
Glenmark Pharmaceuticals Ltd.	Pharma	GLENMARK		778.5	-14.1	-1.78%	792.6	798.95	802	774
Granules India Ltd.	Pharma	GRANULES		391.95	-0.9	-0.23%	392.85	399.1	399.25	390.4
Ipca Laboratories Ltd.	Pharma	IPCALAB		1141.3	-8.4	-0.73%	1149.7	1155	1159.7	1134.1
Laurus Labs Ltd.	Pharma	LAURUSLABS	O=H	379.8	1.05	0.28%	378.75	384	384	376.65
Lupin Ltd.	Pharma	LUPIN	O=H	1260.75	-35.9	-2.77%	1296.65	1308.95	1308.95	1256
NATCO Pharma Ltd.	Pharma	NATCOPHARM		792	6.6	0.84%	785.4	800.05	807.7	788.1
Pfizer Ltd.	Pharma	PFIZER		4049.4	-52	-1.27%	4101.4	4122	4141	3967
Sanofi India Ltd.	Pharma	SANOFI		8119.9	-98.85	-1.20%	8218.75	8250	8277.8	8058
Sun Pharmaceutical Industries Ltd.	Pharma	SUNPHARMA		1232.1	0.85	0.07%	1231.25	1237.25	1240	1220.5
Torrent Pharmaceuticals Ltd.	Pharma	TORNTPHARM		2133.4	-17.85	-0.83%	2151.25	2170	2172.55	2112.3
Zydus Lifesciences Ltd.	Pharma	ZYDUSLIFE		632.8	-6.9	-1.08%	639.7	648	648.35	630
Brigade Enterprises Ltd.	Realty	BRIGADE	O=H	846.9	8.35	1.00%	838.55	879	879	838.45
DLF Ltd.	Realty	DLF		649.65	20.4	3.24%	629.25	639	652	632.8
Godrej Properties Ltd.	Realty	GODREJPROP		1916.95	44.3	2.37%	1872.65	1901	1943	1872.95
Indiabulls Real Estate Ltd.	Realty	IBREALEST		83.35	0.6	0.73%	82.75	84.3	84.95	83.3
Macrotech Developers Ltd.	Realty	LODHA		916.2	-3.2	-0.35%	919.4	938	947.7	907
Oberoi Realty Ltd.	Realty	OBEROIRLTY		1437.35	22.3	1.58%	1415.05	1425.05	1460	1410
Phoenix Mills Ltd.	Realty	PHOENIXLTD		2370.1	11.75	0.50%	2358.35	2369.95	2414.5	2351.45
Prestige Estates Projects Ltd.	Realty	PRESTIGE		1093.7	55.9	5.39%	1037.8	1050	1148.15	1022.2
Sobha Ltd.	Realty	SOBHA		966.75	17.45	1.84%	949.3	965.95	987.45	936.5
Sunteck Realty Ltd.	Realty	SUNTECK		493.35	-8.9	-1.77%	502.25	508	510	491.15
Amber Enterprises India Ltd.	Consumer Durat	AMBER		3118.1	-14.55	-0.46%	3132.65	3188	3188.8	3082
Bata India Ltd.	Consumer Durat	BATAINDIA		1630.4	12.3	0.76%	1618.1	1640.05	1641	1603.3
Blue Star Ltd.	Consumer Durat	BLUESTARCO		993.05	4.05	0.41%	989	997	1002.45	977.45
Crompton Greaves Consumer Electricals Ltd.	Consumer Durat	CROMPTON		295.3	5.4	1.86%	289.9	294	295.35	289.9
Dixon Technologies (India) Ltd.	Consumer Durat	DIXON		6001.3	49.65	0.83%	5951.65	6110	6186.15	5876
Havells India Ltd.	Consumer Durat	HAVELLS		1314.45	2	0.15%	1312.45	1321	1324.9	1308.6
Kajaria Ceramics Ltd.	Consumer Durat	KAJARIACER		1383.7	17.45	1.28%	1366.25	1385.95	1389.9	1372.1
Orient Electric Ltd.	Consumer Durat	ORIENTELEC		218.5	1.7	0.78%	216.8	220	221.4	216.5
Rajesh Exports Ltd.	Consumer Durat	RAJESHXPO		361	5.9	1.66%	355.1	361	365.5	357.7
Relaxo Footwears Ltd.	Consumer Durat	RELAXO		918	2.9	0.32%	915.1	918	927.95	913.25
TTK Prestige Ltd.	Consumer Durat	TTKPRESTIG		772.5	2.4	0.31%	770.1	773.05	776.6	765
Titan Company Ltd.	Consumer Durat	TITAN	O=H	3486.3	-3.2	-0.09%	3489.5	3550	3550	3478.05
V-Guard Industries Ltd.	Consumer Durat	VGUARD		300	3.1	1.04%	296.9	301.35	303.8	298.1
Voltas Ltd.	Consumer Durat	VOLTAS		840	4.5	0.54%	835.5	844	848.45	830.55
Whirlpool of India Ltd.	Consumer Durat	WHIRLPOOL		1328.45	-87.55	-6.18%	1416	1425	1439	1320
Adani Total Gas Ltd.	Oil & Gas	ATGL		732.5	31.05	4.43%	701.45	770	800	728.8
Aegis Logistics Ltd.	Oil & Gas	AEGISCHEM		363.35	-5.95	-1.61%	369.3	372.35	374.3	361.6
Bharat Petroleum Corporation Ltd.	Oil & Gas	BPCL		462	24	5.48%	438	445	464.8	444
Castrol India Ltd.	Oil & Gas	CASTROLIND		141.85	1.75	1.25%	140.1	142.8	143.45	141.15
GAIL (India) Ltd.	Oil & Gas	GAIL		141.9	5.85	4.30%	136.05	139	145.1	138
Gujarat Gas Ltd.	Oil & Gas	GUJGASLTD		441.75	7.7	1.77%	434.05	438	444.7	435.75

Gujarat State Petronet Ltd.	Oil & Gas	GSPL			289	-1.9	-0.65%	290.9	292.15	294.8	286.45
Hindustan Petroleum Corporation Ltd.	Oil & Gas	HINDPETRO	O=L		376.5	30.95	8.96%	345.55	355	379.45	355
Indian Oil Corporation Ltd.	Oil & Gas	IOC			115.85	4.6	4.13%	111.25	114.5	118.15	113.1
Indraprastha Gas Ltd.	Oil & Gas	IGL			401.35	6.6	1.67%	394.75	398	404.75	394.6
Mahanagar Gas Ltd.	Oil & Gas	MGL			1097.35	34.25	3.22%	1063.1	1075	1112.95	1064
Oil & Natural Gas Corporation Ltd.	Oil & Gas	ONGC			202.45	7.9	4.06%	194.55	196.5	205.9	196.05
Oil India Ltd.	Oil & Gas	OIL			329.15	19.25	6.21%	309.9	315.5	335.5	308.6
Petronet LNG Ltd.	Oil & Gas	PETRONET			205.25	3.3	1.63%	201.95	204.95	206.95	203.3
Reliance Industries Ltd.	Oil & Gas	RELIANCE	O=H		2423.1	28.8	1.20%	2394.3	2450	2450	2398.6

Top 15 Bearish Stocks | Sell !!! Sell !! Sell!!!

Symbol	Sector	O=H	Per %	LTP	OPEN	HIGH	LOW	for STBT sell after 3 pm			
WHIRLPOOL	Consumer Durables		-6.24%	1327.65 (-88.35)	1425	1439	1320				
ETHOSLTD	Consumer Durables		-5.53%	1953.85 (-114.35)	2085	2093.95	1940.9				
KNRCON	Construction		-5.50%	269.9 (-15.7)	287	289.7	269.2				
ZEEL (F&O)	Media Ent & Publication		-4.18%	255.4 (-11.15)	267	268.6	254.45				
WESTLIFE	Consumer Services	O=H	-3.29%	864.7 (-29.4)	928.3	928.3	863.45				
BIKAJI	FMCG	O=H	-2.87%	537.95 (-15.9)	559.95	559.95	537.05				
LUPIN (F&O)	Healthcare	O=H	-2.83%	1260 (-36.65)	1308.95	1308.95	1256				
ANGELONE	Financial Services	O=H	-2.80%	2970 (-85.55)	3110	3110	2966				
CAPLIPOINT	Healthcare	O=H	-2.59%	1260.9 (-33.55)	1328.4	1328.4	1240				
PGEL	Consumer Durables		-2.33%	2294.9 (-54.65)	2362	2384.9	2290				
POLICYBZR	Financial Services		-2.26%	841.85 (-19.45)	885.75	891	841.2				
HGINFRA	Construction		-2.20%	843.35 (-19)	884.5	888	837				
PAYTM	Financial Services		-1.94%	853.75 (-16.9)	878.35	881.15	853.3				
JINDALSAW	Capital Goods	O=H	-1.86%	461.95 (-8.75)	484.95	484.95	457				
MOIL	Metals & Mining		-1.84%	311.5 (-5.85)	324.9	329.9	310.5				

Top 15 Bullish Stocks | Buy !!! Buy !!! Buy !!!

Symbol	Sector	O=L	Per %	LTP	OPEN	HIGH	LOW	for BTST buy after 3 pm			
INOXWIND	Capital Goods		16.62%	335.75 (47.85)	296.45	335.9	292.1				
GSFC	Chemicals		11.07%	215.15 (21.45)	197.5	219.7	196.5				
CYIENT	Information Technology		10.84%	2215 (216.55)	2005	2222	2004.8				
AARTIPHARM	Healthcare		10.22%	469 (43.5)	448	484.9	433.2				
ADANIGREEN	Power		9.21%	1121 (94.5)	1160	1184	1092.55				
HINDPETRO (F&O)	Oil Gas & Fuels	O=L	9.09%	376.95 (31.4)	355	379.45	355				
360ONE	Financial Services		8.04%	632.9 (47.1)	608.95	633.45	597.25				
HEG	Capital Goods		7.78%	1792 (129.4)	1679	1810	1664.05				
MAXHEALTH	Healthcare		7.60%	701.9 (49.55)	658.5	702.95	651.05				
BLS	Consumer Services		7.55%	282.65 (19.85)	269	285.65	267.3				
AMBUJACEM (F&O)	Construction Materials		7.24%	474 (32)	460	475.8	453.25				
LICI	Financial Services	O=L	7.18%	719.1 (48.2)	680	727.7	680				
ADANIENT (F&O)	Metals & Mining		6.83%	2524 (161.3)	2549.95	2595	2487.45				
ACC (F&O)	Construction Materials		6.30%	2020 (119.75)	1979	2031.8	1950				
ADANIPORTS (F&O)	Services		6.21%	879.2 (51.4)	865	883.35	858.5				

www.oideer.com

Tool Subscription Link:

<https://www.oideer.com/subscription-plan/>

1 Day Expiry Spacial Tool Link free to all (Activated only on Expiry Day):

<https://www.oideer.com/oidata-sheet/>

Daily Oi Report (PDF):

<https://www.oideer.com/pdf/>

Learning Videos:

<https://www.oideer.com/training-videos/>

FII-DII Data (Participant wise data):

<https://www.oideer.com/fii-dii-data/>