

29-Nov-2023 Participant Wise OI		30-Nov-2023 Participant Wise OI	
Contracts		Contracts	Change
FII Net Index Future OI	-115918	FII Net Index Future OI	-56948
DII Net Index Future OI	20304	DII Net Index Future OI	18602
Pro Net Index Future OI	45150	Pro Net Index Future OI	22634
Retail Net Index Future OI	50464	Retail Net Index Future OI	15712

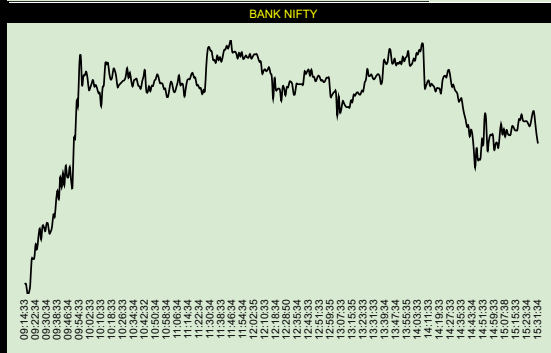
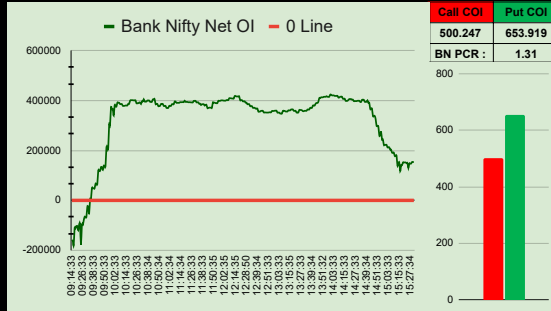
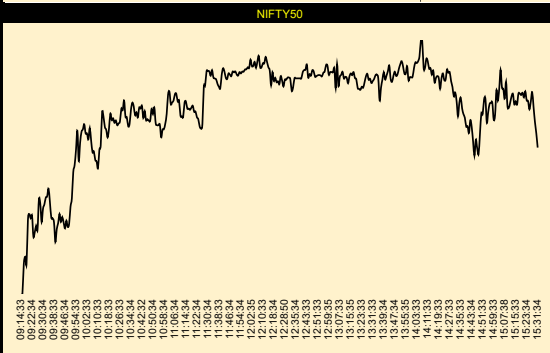
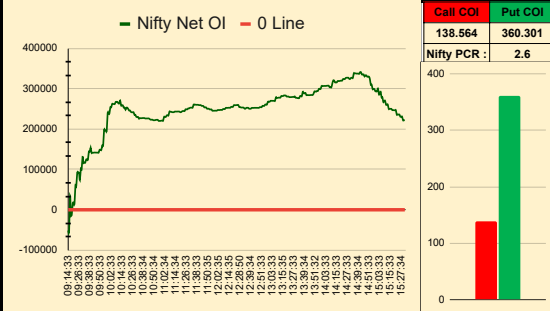


NIFTY50		India VIX 12.38	BANK NIFTY	
Current Expiry	2023-12-07		Current Expiry	2023-12-06
Nifty50 Prev. CI	20,133.15		BN Prev. CI	44,481.75
Nifty50 Open	20,194.10	60.95	BN Open	44,580.15
Nifty50 High	20,291.55		BN High	44,951.10
Nifty50 Low	20,183.70		BN Low	44,531.75
Nifty50 Spot LTP	20,267.90	73.80	BN Spot LTP	44,814.20
Nifty50 VWAP Diff	-13.25	Bearish	BN VWAP Diff	-10.12
Nifty Expected Day High	20,325.00	33.45	BN Expected Day High	44,869.10
Nifty Expected Day Low	20,063.20	120.50	BN Expected Day Low	44,291.20
Max Call OI (Resistance)	20400	111,075	Max Call OI (Resistance)	45000
Max Put OI (Support)	20000	138,942	Max Put OI (Support)	44500
Nifty50 SRR is	Bullish	1.25	Bank Nifty SRR is	Bearish
SRR Says 20000 Strike is Strong Support			SRR Says 45000 Strike is Strong Resistance	

CALL COI	PCR	PUT COI	CALL COI	PCR	PUT COI
138564	2.6	360301	500247	1.31	653919
0		0	0		0
Price Action	NET OI	VWAP Diff	Price Action	NET OI	VWAP Diff
Bearish	Bullish	-13.25	Bearish	Bullish	-10.12


Global Markets					
US	US	Canada	LONDON	JAPAN	CHINA
Dow Jones	Nasdaq	S&P/TSX	FTSE 100	Nikkei 225	Hang Seng
35,950.89	14,226.22	20,236.29	7,511.35	33,431.51	16,847.00
+520.47(1.47%)	-32.27(-0.23%)	+120.09(0.6%)	+57.60(0.77%)	-36.89(-0.11%)	-181.5(-1.07%)


01-Dec-2023 15:41:49 OIDeer.com					
Strike		Open Interest	Strike		Open Interest
Call Writer (OTM)	20400	111075	Call Writer (OTM)	45100	71180
Call Writer (OTM)	20350	33794	Call Writer (OTM)	45000	181885
Call Writer (OTM)	20300	97920	Call Writer (OTM)	44900	101655
Call Writer (ATM)	20250	34669	Call Writer (ATM)	44800	85883
20,267.90	Total	277458	44,814.20	Total	440603
Put Writer (ATM)	20250	42382	Put Writer (ATM)	44800	108267
Put Writer (OTM)	20200	109968	Put Writer (OTM)	44700	89005
Put Writer (OTM)	20150	41110	Put Writer (OTM)	44600	87204
Put Writer (OTM)	20100	101986	Put Writer (OTM)	44500	154864
	Total	295446		Total	439340





Top 15 Bearish Stocks Sell !!! Sell !!! Sell !!!					
Symbol	Sector	O=H	LTP	OPEN	HIGH
NIACL	Financial Services	O=H	230.05 (-25.15)	261.9	261.9
WHIRLPOOL	Consumer Durable		1424.1 (-147.15)	1550.15	1556.95
ORIENTCEM	Construction		248.9 (-11.15)	259.85	260.6
GICRE	Financial Services		307.5 (-12.05)	321	322.7
IONEXCHANG	Construction	O=H	562.25 (-20.55)	582	588.7
COCHINSHIP	Capital Goods		1166 (-38.6)	1200	1200
SUPRIYA	Healthcare		282 (-9.3)	291.4	294.35
DBREALTY	Realty		202.3 (-6.65)	209.95	210.45
SIS	Services		470.95 (-15.45)	483	485.85
NEWGEN	Information Technol		1410 (-45.65)	1462	1474
RAILTEL	Telecommunicatio		281.4 (-9.1)	291.15	298.5
STARHEALTH	Financial Services		560.45 (-17.55)	580	580.85
GUFICBIO	Healthcare		324.3 (-9.95)	334.5	335.9
ATACOMM	Telecommunicatio		1658.05 (-47.5)	1733.9	1733.95
APLAPOLLO	Capital Goods		1643.55 (-44.1)	1700	1745


Top 15 Bullish Stocks Buy !!! Buy !!! Buy !!!					
#	Symbol	Sector	O=L	LTP	OPEN
1	DATAMATICS	Information Technol	O=L	747.95 (114.25)	640
2	PFC (F&O)	Financial Services		365.8 (30.9)	340
3	RECLTD (F&O)	Financial Services		374.9 (26.2)	354.9
4	MOIL	Metals & Mining	O=L	317.95 (21.65)	295
6	OPTIEMUS	Telecommunicatio		335.8 (22.55)	315.7
7	FINCABLES	Capital Goods		1031.9 (65.5)	978
8	HBLPOWER	Automobile		383 (23.15)	364
9	CLEAN	Chemicals		1449 (85.25)	1373
10	BIRLACORPN	Information Materi		1435.35 (81.7)	1373
11	VARRROC	Automobile		570 (32.35)	543
12	HIL	Consumer Durable	O=L	2899.05 (163.55)	2733
13	JUBLPHARMA	Healthcare		455.05 (25.6)	431.55
14	ROLEXPINGS	Automobile		2470.5 (138.5)	2341
15	MAITHANALL	Metals & Mining	O=L	1156.5 (64.7)	1092.1


Nifty ATM		Current Expiry	Exp High :	20,325.00	33.45	Not Break	Resistanc	20400	BN ATM	Friday		Exp High :	44,869.10	-82.00	Breakout	Resistanc	45000
20250		2023-12-07	Exp Low :	20,063.20	120.50	Not Break	Support	20000	44800			Exp Low :	44,291.20	240.55	Not Break	Support	44500
Time	NET Oi	+▲-▼	Net Oi Signal	Price Action Signal	VWAP Diff	Strike	Nifty PCR	Nifty LTP	Time	NET Oi	+▲-▼	Net Oi Signal	Price Action Signal	VWAP Diff	Strike	BN PCR	BN LTP
09:14:33	-51506	0	Bearish	Wait	43.50		0.71	20,194.10	09:14:33	-162351	0	Bearish	Wait	47.46		0.33	44,580.15
09:15:34	-51506	0	Bearish	Wait	43.50		0.71	20,194.10	09:15:34	-162351	0	Bearish	Wait	47.46		0.33	44,580.15
09:16:37	34496	86002	Bullish	Wait	4.11		1.39	20,205.20	09:16:37	-179504	-17153	Bearish	Wait	12.82		0.26	44,565.80
09:17:32	-10886	-45382	Bearish	Wait	3.03		0.88	20,208.00	09:17:32	-112428	67076	Bearish	Wait	13.77		0.36	44,567.55
09:18:37	-10886	0	Bearish	Wait	-0.59		0.88	20,205.40	09:18:37	-112428	0	Bearish	Wait	13.77		0.36	44,579.35
09:19:33	15918	26804	Bullish	Wait	8.33		1.12	20,221.65	09:19:33	-103603	8825	Bearish	Wait	17.93	Buy 44300 CE	0.6	44,616.05
09:20:33	15918	0	Bullish	Wait	16.27	Buy 20000 CE	1.12	20,224.00	09:20:33	-103603	0	Bearish	Wait	43.44		0.6	44,618.40
09:21:33	15918	0	Bullish	Wait	13.47		1.12	20,222.45	09:21:33	-119723	-16120	Bearish	Wait	44.18		0.64	44,620.00
09:22:34	59653	43735	Bullish	Wait	16.53		1.4	20,223.40	09:22:34	-97044	22679	Bearish	Wait	45.56		0.72	44,640.30
09:23:35	59653	0	Bullish	Wait	12.43		1.4	20,215.55	09:23:35	-97044	0	Bearish	Wait	44.53		0.72	44,632.80
09:24:34	91017	31364	Bullish	Wait	7.51		1.52	20,217.20	09:24:34	-178488	-81444	Bearish	Wait	44.75		0.58	44,651.10
09:25:33	91017	0	Bullish	Wait	7.51		1.52	20,219.65	09:25:33	-99430	79058	Bearish	Wait	54.07		0.77	44,663.70
09:26:33	91017	0	Bullish	Wait	9.24		1.52	20,218.15	09:26:33	-99430	0	Bearish	Wait	48.96		0.77	44,647.55
09:27:34	73562	-17455	Bullish	Bullish	12.79		1.38	20,229.50	09:27:34	-81173	18257	Bearish	Bullish	58.68		0.81	44,667.40
09:28:33	100784	27222	Bullish	Bullish	15.08		1.53	20,227.90	09:28:33	-66192	14981	Bearish	Bullish	53.22		0.85	44,666.25
09:29:33	100784	0	Bullish	Bullish	13.49		1.53	20,221.00	09:29:33	-66192	0	Bearish	Bullish	75.30		0.85	44,659.65
09:30:34	131024	30240	Bullish	Bullish	15.28		1.68	20,226.05	09:30:34	-66192	0	Bearish	Bullish	70.18		0.85	44,671.20
09:31:34	116850	-14174	Bullish	Bullish	14.01		1.57	20,227.65	09:31:34	-26432	39760	Bearish	Bullish	80.33		0.94	44,670.50
09:32:33	116850	0	Bullish	Bullish	13.99		1.57	20,230.15	09:32:33	-26432	0	Bearish	Bullish	68.62		0.94	44,656.60
09:33:33	116850	0	Bullish	Bullish	17.13		1.57	20,230.70	09:33:33	-52780	-26348	Bearish	Bullish	61.42		0.9	44,659.15
09:34:34	124448	7598	Bullish	Bullish	17.74		1.59	20,233.55	09:34:34	3734	56514	Bullish	Bullish	58.20		1.01	44,666.55
09:35:34	124448	0	Bullish	Bullish	22.83		1.59	20,228.60	09:35:34	3812	78	Bullish	Bullish	93.35		1.01	44,684.85
09:36:34	124448	0	Bullish	Bullish	5.06		1.59	20,222.75	09:36:34	48138	44326	Bullish	Bullish	77.37		1.1	44,681.95
09:37:34	143897	19449	Bullish	Bullish	5.06		1.66	20,222.40	09:37:34	48302	164	Bullish	Bullish	81.55		1.1	44,706.45
09:38:33	143897	0	Bullish	Bullish	3.38		1.66	20,220.85	09:38:33	48302	0	Bullish	Bullish	90.31		1.1	44,720.50
09:39:36	153610	9713	Bullish	Bearish	-1.04		1.71	20,213.55	09:39:36	48302	0	Bullish	Bullish	55.03		1.1	44,708.00
09:40:33	141299	-12311	Bullish	Bearish	3.59		1.61	20,218.40	09:40:33	66296	17994	Bullish	Bullish	86.03		1.13	44,740.80
09:41:45	141299	0	Bullish	Bearish	1.93		1.61	20,220.60	09:41:45	66296	0	Bullish	Bullish	86.31		1.13	44,725.80
09:42:33	141299	0	Bullish	Bullish	5.89		1.61	20,224.05	09:42:33	66296	0	Bullish	Bullish	96.87		1.13	44,747.30
09:43:34	141726	427	Bullish	Bearish	4.83		1.6	20,221.05	09:43:34	118319	52023	Bullish	Bullish	81.53		1.23	44,728.65
09:44:34	141726	0	Bullish	Bearish	4.65		1.6	20,222.90	09:44:34	118319	0	Bullish	Bullish	92.20		1.23	44,758.00
09:45:34	141589	-137	Bullish	Bearish	4.71		1.59	20,220.80	09:45:34	118319	0	Bullish	Bullish	79.27		1.23	44,742.10
09:46:34	141589	0	Bullish	Bearish	1.33		1.59	20,218.65	09:46:34	132789	14470	Bullish	Bullish	72.76		1.25	44,741.75
09:47:33	141589	0	Bullish	Bearish	3.42		1.59	20,221.55	09:47:33	132789	0	Bullish	Bullish	83.85		1.25	44,756.55
09:48:35	141589	0	Bullish	Bearish	3.65		1.59	20,219.20	09:48:35	122095	-10694	Bullish	Bullish	75.72		1.22	44,735.55
09:49:33	148458	6869	Bullish	Bearish	0.64		1.61	20,220.35	09:49:33	138388	16293	Bullish	Bullish	50.03		1.25	44,727.35


Nifty ATM		Current Expiry	Exp High :	20,325.00	33.45	Not Break	Resistanc	20400	BN ATM	Friday		Exp High :	44,869.10	-82.00	Breakout	Resistanc	45000
20250		2023-12-07	Exp Low :	20,063.20	120.50	Not Break	Support	20000	44800			Exp Low :	44,291.20	240.55	Not Break	Support	44500
Time	NET Oi	+▲-▼	Net Oi Signal	Price Action Signal	VWAP Diff	Strike	Nifty PCR	Nifty LTP	Time	NET Oi	+▲-▼	Net Oi Signal	Price Action Signal	VWAP Diff	Strike	BN PCR	BN LTP
09:50:33	148458	0	Bullish	Bullish	11.37		1.61	20,226.75	09:50:33	138388	0	Bullish	Bullish	77.97		1.25	44,797.40
09:51:34	148458	0	Bullish	Bullish	18.50		1.61	20,229.95	09:51:34	138388	0	Bullish	Bullish	159.63		1.25	44,800.90
09:52:33	159569	11111	Bullish	Bullish	26.66		1.66	20,239.70	09:52:33	210827	72439	Bullish	Bullish	225.00		1.44	44,854.65
09:53:33	159569	0	Bullish	Bullish	29.43		1.66	20,242.40	09:53:33	210827	0	Bullish	Bullish	195.63		1.44	44,849.65
09:54:33	196591	37022	Bullish	Bullish	34.55		1.91	20,248.10	09:54:33	210827	0	Bullish	Bullish	215.40		1.44	44,910.45
09:55:34	196591	0	Bullish	Bullish	41.63		1.91	20,255.25	09:55:34	303050	92223	Bullish	Bullish	233.53		1.68	44,923.25
09:56:33	196591	0	Bullish	Bullish	45.14		1.91	20,243.90	09:56:33	303050	0	Bullish	Bullish	193.42		1.68	44,879.45
09:57:33	196591	0	Bullish	Bullish	34.59		1.91	20,250.75	09:57:33	371831	68781	Bullish	Bullish	175.54		1.84	44,893.40
09:58:34	238576	41985	Bullish	Bullish	41.19		2.24	20,254.85	09:58:34	365106	-6725	Bullish	Bullish	198.30		1.81	44,894.30
09:59:35	238576	0	Bullish	Bullish	44.75		2.24	20,255.80	09:59:35	365106	0	Bullish	Bullish	162.18		1.81	44,899.65
10:00:34	238576	0	Bullish	Bullish	39.98		2.24	20,257.70	10:00:34	340412	-24694	Bullish	Bullish	176.08		1.71	44,889.60
10:01:33	253660	15084	Bullish	Bullish	37.51		2.33	20,254.30	10:01:33	380173	39761	Bullish	Bullish	158.51		1.8	44,872.25
10:02:33	253660	0	Bullish	Bullish	33.57		2.33	20,254.20	10:02:33	380173	0	Bullish	Bullish	121.65		1.8	44,875.50
10:03:35	261956	8296	Bullish	Bullish	35.33		2.36	20,252.00	10:03:35	375669	-4504	Bullish	Bullish	137.81		1.78	44,881.75
10:04:34	261956	0	Bullish	Bullish	36.40		2.36	20,256.25	10:04:34	391298	15629	Bullish	Bullish	183.79		1.81	44,886.95
10:05:33	261956	0	Bullish	Bullish	31.88		2.36	20,251.65	10:05:33	391298	0	Bullish	Bullish	141.44		1.81	44,877.30
10:06:32	261956	0	Bullish	Bullish	27.67		2.36	20,247.25	10:06:32	391298	0	Bullish	Bullish	124.95		1.81	44,879.50
10:07:32	267096	5140	Bullish	Bearish	24.53		2.36	20,247.45	10:07:32	385870	-5428	Bullish	Bearish	135.22		1.77	44,874.45
10:08:33	267096	0	Bullish	Bearish	25.97		2.36	20,244.35	10:08:33	385870	0	Bullish	Bearish	133.72		1.77	44,867.35
10:09:33	267096	0	Bullish	Bearish	22.01		2.36	20,243.70	10:09:33	385870	0	Bullish	Bearish	118.75		1.77	44,867.00
10:10:33	263556	-3540	Bullish	Bearish	10.52		2.32	20,241.15	10:10:33	378863	-7007	Bullish	Bearish	90.52		1.74	44,847.75
10:11:33	263556	0	Bullish	Bearish	13.70		2.32	20,248.05	10:11:33	378858	-5	Bullish	Bearish	121.52		1.74	44,874.80
10:12:33	270694	7138	Bullish	Bearish	11.10		2.35	20,249.85	10:12:33	378858	0	Bullish	Bearish	125.65		1.74	44,880.70
10:13:33	258623	-12071	Bullish	Bullish	26.68		2.22	20,262.10	10:13:33	380234	1376	Bullish	Bullish	133.30		1.73	44,911.90
10:14:33	258623	0	Bullish	Bullish	25.07		2.22	20,260.60	10:14:33	380234	0	Bullish	Bullish	145.96		1.73	44,910.85
10:15:32	258623	0	Bullish	Bullish	23.71		2.22	20,256.70	10:15:32	380234	0	Bullish	Bullish	144.20		1.73	44,912.40
10:16:33	253001	-5622	Bullish	Bullish	21.02		2.14	20,255.60	10:16:33	386976	6742	Bullish	Bullish	146.20		1.73	44,896.10
10:17:36	253001	0	Bullish	Bearish	19.34		2.14	20,252.75	10:17:36	386976	0	Bullish	Bullish	117.57		1.73	44,887.80
10:18:33	247957	-5044	Bullish	Bullish	16.37		2.1	20,256.00	10:18:33	399474	12498	Bullish	Bullish	108.09		1.75	44,891.10
10:19:33	252714	4757	Bullish	Bullish	21.15		2.12	20,261.70	10:19:33	401486	2012	Bullish	Bullish	121.16		1.76	44,904.00
10:20:33	252714	0	Bullish	Bullish	22.86		2.12	20,259.25	10:20:33	401486	0	Bullish	Bullish	137.39		1.76	44,901.30
10:21:33	249574	-3140	Bullish	Bullish	20.61		2.09	20,259.95	10:21:33	401486	0	Bullish	Bullish	129.57		1.76	44,892.05
10:22:33	245886	-3688	Bullish	Bullish	15.79		2.07	20,258.25	10:22:33	400727	-759	Bullish	Bullish	110.30		1.75	44,876.55
10:23:33	245886	0	Bullish	Bullish	16.55		2.07	20,259.15	10:23:33	400727	0	Bullish	Bullish	119.66		1.75	44,879.40
10:24:33	242452	-3434	Bullish	Bullish	11.48		2.06	20,257.35	10:24:33	400727	0	Bullish	Bullish	105.71		1.75	44,881.50
10:25:33	241409	-1043	Bullish	Bullish	9.47		2.05	20,258.00	10:25:33	389356	-11371	Bullish	Bullish	104.38		1.71	44,883.80


Nifty ATM		Current Expiry	Exp High	20,325.00	33.45	Not Break	Resistanc	20400	BN ATM	Friday		Exp High	44,869.10	-82.00	Breakout	Resistanc	45000
20250		2023-12-07	Exp Low	20,063.20	120.50	Not Break	Support	20000	44800			Exp Low	44,291.20	240.55	Not Break	Support	44500
Time	NET Oi	+▲-▼	Net Oi Signal	Price Action Signal	VWAP Diff	Strike	Nifty PCR	Nifty LTP	Time	NET Oi	+▲-▼	Net Oi Signal	Price Action Signal	VWAP Diff	Strike	BN PCR	BN LTP
10:26:33	241409	0	Bullish	Bearish	10.70		2.05	20,258.80	10:26:33	389356	0	Bullish	Bearish	104.14		1.71	44,885.85
10:27:34	241409	0	Bullish	Bullish	13.96		2.05	20,263.50	10:27:34	389356	0	Bullish	Bearish	113.63		1.71	44,887.00
10:28:33	235109	-6300	Bullish	Bullish	13.38		2	20,263.00	10:28:33	392033	2677	Bullish	Bearish	108.42		1.72	44,892.55
10:29:33	235109	0	Bullish	Bullish	13.54		2	20,266.65	10:29:33	392033	0	Bullish	Bullish	122.57		1.72	44,904.95
10:30:33	230278	-4831	Bullish	Bullish	9.65		1.96	20,260.60	10:30:33	386359	-5674	Bullish	Bullish	114.67		1.7	44,890.25
10:31:34	229831	-447	Bullish	Bullish	9.54		1.96	20,260.25	10:31:34	396728	10369	Bullish	Bullish	109.60		1.72	44,898.25
10:32:33	229831	0	Bullish	Bearish	0.08		1.96	20,256.95	10:32:33	396728	0	Bullish	Bearish	102.82		1.72	44,886.15
10:33:33	225556	-4275	Bullish	Bearish	6.61		1.94	20,257.85	10:33:33	404930	8202	Bullish	Bearish	102.74		1.73	44,877.40
10:34:34	226824	1268	Bullish	Bullish	7.42		1.95	20,263.15	10:34:34	396096	-8834	Bullish	Bearish	99.81		1.71	44,886.30
10:35:34	226824	0	Bullish	Bullish	15.55		1.95	20,265.80	10:35:34	396100	4	Bullish	Bullish	108.99		1.71	44,887.85
10:36:34	226824	0	Bullish	Bullish	14.28		1.95	20,264.45	10:36:34	396100	0	Bullish	Bullish	108.99		1.71	44,888.75
10:37:35	227177	353	Bullish	Bullish	14.77		1.94	20,261.10	10:37:35	400128	4028	Bullish	Bearish	105.65		1.71	44,879.40
10:38:34	227177	0	Bullish	Bullish	9.49		1.94	20,262.20	10:38:34	400128	0	Bullish	Bearish	105.22		1.71	44,877.40
10:39:34	227177	0	Bullish	Bullish	4.35		1.94	20,260.25	10:39:34	400130	2	Bullish	Bearish	96.00		1.71	44,874.05
10:40:33	226194	-983	Bullish	Bullish	6.43		1.93	20,263.95	10:40:33	394924	-5206	Bullish	Bearish	106.76		1.69	44,884.70
10:41:33	226194	0	Bullish	Bullish	13.88		1.93	20,263.60	10:41:33	394924	0	Bullish	Bearish	116.56		1.69	44,892.25
10:42:32	226194	0	Bullish	Bearish	12.04		1.93	20,264.60	10:42:32	394924	0	Bullish	Bearish	116.84		1.69	44,901.65
10:43:33	226225	31	Bullish	Bearish	10.09		1.92	20,260.05	10:43:33	404526	9602	Bullish	Bearish	108.79		1.72	44,871.80
10:44:34	226225	0	Bullish	Bullish	6.95		1.92	20,262.65	10:44:34	404533	7	Bullish	Bearish	72.83		1.72	44,868.65
10:45:34	224701	-1524	Bullish	Bullish	8.62		1.91	20,259.20	10:45:34	405402	869	Bullish	Bearish	82.32		1.72	44,877.55
10:46:33	223153	-1548	Bullish	Bullish	5.90		1.9	20,259.60	10:46:33	386436	-18966	Bullish	Bearish	86.32		1.69	44,870.20
10:47:36	223153	0	Bullish	Bearish	4.43		1.9	20,259.05	10:47:36	386457	21	Bullish	Bearish	88.21		1.69	44,878.20
10:48:35	223153	0	Bullish	Bearish	4.43		1.9	20,259.05	10:48:35	386457	0	Bullish	Bearish	88.21		1.69	44,878.20
10:49:33	221814	-1339	Bullish	Bearish	7.43		1.89	20,263.50	10:49:33	377787	-8670	Bullish	Bearish	104.64		1.66	44,885.95
10:50:34	221814	0	Bullish	Bullish	7.95		1.89	20,261.50	10:50:34	377789	2	Bullish	Bullish	104.64		1.66	44,888.50
10:51:33	221814	0	Bullish	Bullish	7.48		1.89	20,264.00	10:51:33	378968	1179	Bullish	Bullish	93.50		1.66	44,895.50
10:52:34	222773	959	Bullish	Bearish	9.54		1.9	20,258.10	10:52:34	386302	7334	Bullish	Bullish	98.00		1.68	44,891.50
10:53:33	222763	-10	Bullish	Bearish	3.71		1.9	20,257.35	10:53:33	386307	5	Bullish	Bearish	77.78		1.68	44,882.65
10:54:33	222763	0	Bullish	Bearish	4.35		1.9	20,257.35	10:54:33	386307	0	Bullish	Bearish	83.17		1.68	44,882.40
10:55:34	220129	-2634	Bullish	Bearish	4.79		1.88	20,257.60	10:55:34	378511	-7796	Bullish	Bearish	77.78		1.66	44,881.00
10:56:33	220129	0	Bullish	Bearish	4.35		1.88	20,252.80	10:56:33	378511	0	Bullish	Bullish	83.17		1.66	44,873.50
10:57:33	220129	0	Bullish	Bearish	5.76		1.88	20,255.70	10:57:33	378511	0	Bullish	Bullish	74.24		1.66	44,873.85
10:58:34	220763	634	Bullish	Bearish	3.74		1.89	20,255.90	10:58:34	370631	-7880	Bullish	Bearish	67.44		1.63	44,862.45
10:59:34	220763	0	Bullish	Bearish	15.35		1.89	20,258.00	10:59:34	370633	2	Bullish	Bearish	82.79		1.63	44,862.45
11:00:34	220763	0	Bullish	Bullish	15.35		1.89	20,261.60	11:00:34	370633	0	Bullish	Bearish	82.79		1.63	44,873.70
11:01:29	229956	9193	Bullish	Bullish	18.03		1.95	20,268.80	11:01:29	378610	7977	Bullish	Bullish	88.26		1.64	44,884.20


Nifty ATM		Current Expiry	Exp High :	20,325.00	33.45	Not Break	Resistanc	20400	BN ATM	Friday		Exp High :	44,869.10	-82.00	Breakout	Resistanc	45000
20250		2023-12-07	Exp Low :	20,063.20	120.50	Not Break	Support	20000	44800			Exp Low :	44,291.20	240.55	Not Break	Support	44500
Time	NET Oi	+▲-▼	Net Oi Signal	Price Action Signal	VWAP Diff	Strike	Nifty PCR	Nifty LTP	Time	NET Oi	+▲-▼	Net Oi Signal	Price Action Signal	VWAP Diff	Strike	BN PCR	BN LTP
11:02:34	229956	0	Bullish	Bullish	19.78		1.95	20,269.95	11:02:34	378613	3	Bullish	Bearish	99.43		1.64	44,881.25
11:03:34	229956	0	Bullish	Bullish	17.37		1.95	20,265.25	11:03:34	378613	0	Bullish	Bearish	92.53		1.64	44,870.60
11:04:35	233796	3840	Bullish	Bullish	17.09		1.95	20,265.95	11:04:35	385314	6701	Bullish	Bearish	86.25		1.65	44,869.20
11:05:34	233796	0	Bullish	Bullish	17.30		1.95	20,266.60	11:05:34	385314	0	Bullish	Bearish	90.56		1.65	44,875.90
11:06:34	233796	0	Bullish	Bullish	20.05		1.95	20,269.00	11:06:34	385313	-1	Bullish	Bullish	106.85		1.65	44,883.45
11:07:35	242931	9135	Bullish	Bullish	22.34		2	20,269.15	11:07:35	395832	10519	Bullish	Bullish	112.74		1.67	44,894.15
11:08:36	242931	0	Bullish	Bullish	17.02		2	20,266.30	11:08:36	395828	-4	Bullish	Bearish	100.73		1.67	44,879.50
11:09:34	242721	-210	Bullish	Bullish	13.33		2	20,266.60	11:09:34	390969	-4859	Bullish	Bullish	100.73		1.66	44,881.75
11:10:34	241726	-995	Bullish	Bullish	18.44		1.99	20,261.05	11:10:34	390994	25	Bullish	Bullish	100.73		1.66	44,879.10
11:11:36	241726	0	Bullish	Bullish	12.71		1.99	20,260.65	11:11:36	390994	0	Bullish	Bearish	91.81		1.66	44,862.35
11:12:33	241726	0	Bullish	Bullish	10.64		1.99	20,260.50	11:12:33	390994	0	Bullish	Bullish	91.81		1.66	44,874.80
11:13:35	243186	1460	Bullish	Bullish	12.71		2	20,265.80	11:13:35	393429	2435	Bullish	Bullish	91.81		1.66	44,886.10
11:14:34	243186	0	Bullish	Bearish	12.09		2	20,266.25	11:14:34	393432	3	Bullish	Bullish	87.94		1.66	44,888.55
11:15:33	243186	0	Bullish	Bearish	14.82		2	20,263.60	11:15:33	393432	0	Bullish	Bullish	101.31		1.66	44,888.60
11:16:34	243316	130	Bullish	Bearish	14.82		1.99	20,263.60	11:16:34	393789	357	Bullish	Bullish	102.13		1.65	44,895.25
11:17:33	243316	0	Bullish	Bearish	12.62		1.99	20,263.15	11:17:33	393789	0	Bullish	Bullish	113.58		1.65	44,897.75
11:18:34	243316	0	Bullish	Bearish	11.47		1.99	20,264.00	11:18:34	399131	5342	Bullish	Bullish	101.31		1.66	44,890.90
11:19:33	241827	-1489	Bullish	Bearish	12.36		1.97	20,264.65	11:19:33	394802	-4329	Bullish	Bullish	105.15		1.65	44,890.40
11:20:33	241827	0	Bullish	Bearish	14.69		1.97	20,262.40	11:20:33	394568	-234	Bullish	Bearish	102.35		1.65	44,879.50
11:21:33	243538	1711	Bullish	Bearish	13.77		1.98	20,262.45	11:21:33	394557	-11	Bullish	Bearish	113.58		1.65	44,879.35
11:22:34	244576	1038	Bullish	Bearish	14.51		1.99	20,260.35	11:22:34	393271	-1286	Bullish	Bearish	104.76		1.65	44,874.50
11:23:33	244576	0	Bullish	Bearish	13.84		1.99	20,259.60	11:23:33	393284	13	Bullish	Bearish	102.35		1.65	44,874.70
11:24:33	244576	0	Bullish	Bearish	13.77		1.99	20,256.90	11:24:33	393284	0	Bullish	Bullish	100.29		1.65	44,865.90
11:25:35	248735	4159	Bullish	Bearish	14.51		2.01	20,256.15	11:25:35	392596	-688	Bullish	Bearish	92.69		1.64	44,872.20
11:26:33	248735	0	Bullish	Bearish	11.23		2.01	20,257.80	11:26:33	392598	2	Bullish	Bearish	97.01		1.64	44,871.40
11:27:33	248735	0	Bullish	Bullish	12.62		2.01	20,271.55	11:27:33	392598	0	Bullish	Bullish	113.68		1.64	44,908.15
11:28:34	251062	2327	Bullish	Bullish	10.95		2.03	20,272.35	11:28:34	398633	6035	Bullish	Bullish	92.69		1.66	44,932.45
11:29:35	251062	0	Bullish	Bullish	11.23		2.03	20,277.55	11:29:35	398633	0	Bullish	Bullish	97.01		1.66	44,936.90
11:30:34	252577	1515	Bullish	Bullish	26.77		2.03	20,277.75	11:30:34	398784	151	Bullish	Bullish	113.68		1.66	44,931.55
11:31:34	252981	404	Bullish	Bullish	27.64		2.04	20,277.55	11:31:34	392819	-5965	Bullish	Bullish	142.56		1.66	44,929.95
11:32:33	252981	0	Bullish	Bullish	24.79		2.04	20,275.95	11:32:33	392819	0	Bullish	Bullish	137.90		1.66	44,917.60
11:33:34	252981	0	Bullish	Bullish	27.72		2.04	20,278.05	11:33:34	392819	0	Bullish	Bullish	142.56		1.66	44,917.40
11:34:33	260387	7406	Bullish	Bullish	27.72		2.08	20,275.30	11:34:33	387143	-5676	Bullish	Bullish	113.01		1.63	44,913.15
11:35:34	260387	0	Bullish	Bullish	24.92		2.08	20,274.90	11:35:34	387376	233	Bullish	Bullish	115.60		1.63	44,923.85
11:36:35	260387	0	Bullish	Bullish	27.72		2.08	20,274.55	11:36:35	382241	-5135	Bullish	Bullish	115.60		1.62	44,917.05
11:37:34	260026	-361	Bullish	Bullish	21.88		2.07	20,272.85	11:37:34	385189	2948	Bullish	Bullish	115.60		1.62	44,921.45


Nifty ATM		Current Expiry	Exp High :	20,325.00	33.45	Not Break	Resistanc	20400	BN ATM	Friday		Exp High :	44,869.10	-82.00	Breakout	Resistanc	45000
20250		2023-12-07	Exp Low :	20,063.20	120.50	Not Break	Support	20000	44800			Exp Low :	44,291.20	240.55	Not Break	Support	44500
Time	NET Oi	+▲-▼	Net Oi Signal	Price Action Signal	VWAP Diff	Strike	Nifty PCR	Nifty LTP	Time	NET Oi	+▲-▼	Net Oi Signal	Price Action Signal	VWAP Diff	Strike	BN PCR	BN LTP
11:38:33	260026	0	Bullish	Bullish	24.47		2.07	20,271.80	11:38:33	385234	45	Bullish	Bullish	102.52		1.62	44,914.75
11:39:33	260026	0	Bullish	Bullish	24.47		2.07	20,271.20	11:39:33	385234	0	Bullish	Bullish	102.52		1.62	44,921.70
11:40:34	259233	-793	Bullish	Bullish	24.47		2.06	20,276.10	11:40:34	379954	-5280	Bullish	Bullish	102.52		1.61	44,931.95
11:41:34	259233	0	Bullish	Bullish	24.47		2.06	20,278.70	11:41:34	382616	2662	Bullish	Bullish	102.52		1.61	44,933.15
11:42:36	259233	0	Bullish	Bullish	21.93		2.06	20,277.60	11:42:36	382616	0	Bullish	Bullish	102.52		1.61	44,938.55
11:43:37	257427	-1806	Bullish	Bearish	24.47		2.05	20,275.20	11:43:37	370131	-12485	Bullish	Bullish	114.96		1.59	44,934.60
11:44:35	257427	0	Bullish	Bearish	24.47		2.05	20,274.70	11:44:35	370138	7	Bullish	Bullish	102.52		1.59	44,941.15
11:45:35	256799	-628	Bullish	Bullish	17.09		2.05	20,276.80	11:45:35	371692	1554	Bullish	Bullish	102.52		1.59	44,946.75
11:46:34	253643	-3156	Bullish	Bearish	18.67		2.03	20,276.35	11:46:34	371453	-239	Bullish	Bullish	116.87		1.59	44,929.95
11:47:33	253643	0	Bullish	Bullish	18.67		2.03	20,275.75	11:47:33	371452	-1	Bullish	Bullish	108.74		1.59	44,929.05
11:48:34	253556	-87	Bullish	Bullish	15.72		2.03	20,277.50	11:48:34	371452	0	Bullish	Bullish	91.16		1.59	44,929.95
11:49:33	250330	-3226	Bullish	Bullish	15.72		2.01	20,277.20	11:49:33	391579	20127	Bullish	Bullish	116.87		1.64	44,926.90
11:50:35	250330	0	Bullish	Bullish	18.67		2.01	20,277.55	11:50:35	391579	0	Bullish	Bearish	116.87		1.64	44,919.65
11:51:33	250330	0	Bullish	Bullish	18.67		2.01	20,276.35	11:51:33	391579	0	Bullish	Bullish	98.42		1.64	44,928.05
11:52:34	248504	-1826	Bullish	Bullish	18.67		2	20,276.00	11:52:34	389723	-1856	Bullish	Bullish	99.90		1.63	44,922.70
11:53:33	248504	0	Bullish	Bullish	16.21		2	20,277.30	11:53:33	389723	0	Bullish	Bearish	99.52		1.63	44,929.00
11:54:34	248504	0	Bullish	Bearish	17.07		2	20,276.80	11:54:34	389723	0	Bullish	Bearish	116.87		1.63	44,919.15
11:55:35	245365	-3139	Bullish	Bearish	18.67		1.98	20,277.50	11:55:35	398788	9065	Bullish	Bearish	99.14		1.65	44,920.50
11:56:34	245365	0	Bullish	Bullish	16.19		1.98	20,277.45	11:56:34	398796	8	Bullish	Bearish	99.53		1.65	44,924.10
11:57:35	245365	0	Bullish	Bullish	16.19		1.98	20,278.30	11:57:35	398796	0	Bullish	Bearish	116.87		1.65	44,921.15
11:58:33	245480	115	Bullish	Bullish	18.10		1.98	20,278.35	11:58:33	400698	1902	Bullish	Bearish	116.87		1.65	44,920.95
11:59:33	245480	0	Bullish	Bullish	16.51		1.98	20,279.10	11:59:33	400703	5	Bullish	Bearish	95.08		1.65	44,926.30
12:00:34	245480	0	Bullish	Bullish	16.51		1.98	20,278.85	12:00:34	400703	0	Bullish	Bearish	108.74		1.65	44,919.40
12:01:34	247011	1531	Bullish	Bullish	19.94		1.99	20,282.00	12:01:34	399633	-1070	Bullish	Bearish	104.03		1.65	44,922.15
12:02:35	247011	0	Bullish	Bullish	19.94		1.99	20,279.60	12:02:35	399633	0	Bullish	Bearish	116.99		1.65	44,925.70
12:03:35	247011	0	Bullish	Bullish	18.88		1.99	20,279.60	12:03:35	399633	0	Bullish	Bullish	104.03		1.65	44,925.70
12:04:35	247389	378	Bullish	Bullish	19.94		1.98	20,281.15	12:04:35	401839	2206	Bullish	Bearish	104.03		1.66	44,925.95
12:05:33	247391	2	Bullish	Bullish	19.50		1.98	20,278.90	12:05:33	401833	-6	Bullish	Bearish	104.03		1.66	44,920.20
12:06:33	247391	0	Bullish	Bullish	19.94		1.98	20,281.30	12:06:33	401833	0	Bullish	Bearish	103.13		1.66	44,914.55
12:07:33	249533	2142	Bullish	Bullish	17.85		1.99	20,283.40	12:07:33	409185	7352	Bullish	Bearish	89.33		1.67	44,914.35
12:08:33	249533	0	Bullish	Bullish	18.49		1.99	20,279.25	12:08:33	409182	-3	Bullish	Bearish	97.31		1.67	44,896.85
12:09:34	249533	0	Bullish	Bullish	18.49		1.99	20,279.05	12:09:34	409182	0	Bullish	Bearish	97.31		1.67	44,901.10
12:10:33	252403	2870	Bullish	Bullish	19.39		2.01	20,280.60	12:10:33	408170	-1012	Bullish	Bearish	97.31		1.66	44,903.25
12:11:37	252403	0	Bullish	Bullish	18.49		2.01	20,280.60	12:11:37	408163	-7	Bullish	Bearish	97.31		1.66	44,900.35
12:12:34	252403	0	Bullish	Bullish	16.78		2.01	20,283.00	12:12:34	408163	0	Bullish	Bearish	69.79		1.66	44,902.75
12:13:34	252699	296	Bullish	Bullish	18.80		2.01	20,281.20	12:13:34	417948	9785	Bullish	Bearish	90.33		1.68	44,906.25

Nifty ATM		Current Expiry	Exp High :	20,325.00	33.45	Not Break	Resistanc	20400	BN ATM	Friday		Exp High :	44,869.10	-82.00	Breakout	Resistanc	45000
20250		2023-12-07	Exp Low :	20,063.20	120.50	Not Break	Support	20000	44800			Exp Low :	44,291.20	240.55	Not Break	Support	44500
Time	NET Oi	+▲-▼	Net Oi Signal	Price Action Signal	VWAP Diff	Strike	Nifty PCR	Nifty LTP	Time	NET Oi	+▲-▼	Net Oi Signal	Price Action Signal	VWAP Diff	Strike	BN PCR	BN LTP
12:14:35	252699	0	Bullish	Bearish	18.57		2.01	20,279.15	12:14:35	417948	0	Bullish	Bearish	93.56		1.68	44,897.50
12:15:36	252699	0	Bullish	Bearish	16.78		2.01	20,277.90	12:15:36	416453	-1495	Bullish	Bearish	69.79		1.69	44,891.90
12:16:33	254888	2189	Bullish	Bearish	12.04		2.02	20,272.35	12:16:33	416453	0	Bullish	Bearish	30.59		1.69	44,859.15
12:17:33	254888	0	Bullish	Bearish	18.57		2.02	20,277.25	12:17:33	416453	0	Bullish	Bearish	65.98		1.69	44,890.05
12:18:34	254888	0	Bullish	Bearish	18.57		2.02	20,273.95	12:18:34	416453	0	Bullish	Bearish	93.56		1.69	44,872.25
12:19:34	259008	4120	Bullish	Bearish	11.55		2.07	20,275.15	12:19:34	401648	-14805	Bullish	Bearish	51.46		1.66	44,872.85
12:20:33	259008	0	Bullish	Bearish	6.01		2.07	20,273.50	12:20:33	401649	1	Bullish	Bearish	30.59		1.66	44,874.35
12:21:34	259008	0	Bullish	Bearish	9.65		2.07	20,273.85	12:21:34	401649	0	Bullish	Bearish	30.59		1.66	44,871.60
12:22:34	259320	312	Bullish	Bearish	11.23		2.07	20,272.75	12:22:34	396890	-4759	Bullish	Bearish	57.84		1.65	44,855.90
12:23:33	259438	118	Bullish	Bearish	12.18		2.07	20,275.80	12:23:33	396890	0	Bullish	Bearish	65.98		1.65	44,877.15
12:24:33	259438	0	Bullish	Bearish	8.82		2.07	20,274.10	12:24:33	396890	0	Bullish	Bearish	61.35		1.65	44,874.55
12:25:34	254471	-4967	Bullish	Bearish	8.07		2.04	20,271.90	12:25:34	391590	-5300	Bullish	Bearish	49.98		1.64	44,864.00
12:28:50	254471	0	Bullish	Bearish	8.42		2.04	20,274.45	12:28:50	391590	0	Bullish	Bearish	59.25		1.64	44,876.25
12:29:23	253276	-1195	Bullish	Bearish	8.42		2.03	20,274.45	12:29:23	385451	-6139	Bullish	Bearish	59.25		1.62	44,876.25
12:30:08	253276	0	Bullish	Bearish	8.91		2.03	20,275.25	12:30:08	385451	0	Bullish	Bearish	62.57		1.62	44,884.45
12:30:33	253276	0	Bullish	Bullish	8.91		2.03	20,275.25	12:30:33	385451	0	Bullish	Bullish	62.57		1.62	44,884.45
12:31:33	252857	-419	Bullish	Bearish	8.99		2.03	20,274.60	12:31:33	377581	-7870	Bullish	Bearish	57.84		1.61	44,880.60
12:32:35	250537	-2320	Bullish	Bearish	5.87		2.01	20,270.25	12:32:35	377581	0	Bullish	Bearish	57.84		1.61	44,866.20
12:33:33	250537	0	Bullish	Bearish	11.89		2.01	20,271.55	12:33:33	377581	0	Bullish	Bearish	61.35		1.61	44,866.50
12:34:34	252554	2017	Bullish	Bullish	8.07		2.03	20,274.95	12:34:34	371038	-6543	Bullish	Bullish	49.87		1.59	44,880.80
12:35:34	252554	0	Bullish	Bullish	8.64		2.03	20,274.95	12:35:34	371038	0	Bullish	Bullish	47.30		1.59	44,880.80
12:36:39	252554	0	Bullish	Bullish	8.13		2.03	20,274.95	12:36:39	371038	0	Bullish	Bullish	59.36		1.59	44,880.80
12:37:33	250361	-2193	Bullish	Bearish	12.69		2.03	20,274.95	12:37:33	367692	-3346	Bullish	Bullish	59.25		1.58	44,880.80
12:38:34	250361	0	Bullish	Bullish	10.48		2.03	20,274.95	12:38:34	367694	2	Bullish	Bullish	72.12		1.58	44,880.80
12:39:34	250361	0	Bullish	Bullish	8.91		2.03	20,274.95	12:39:34	367694	0	Bullish	Bullish	65.34		1.58	44,880.80
12:40:34	252305	1944	Bullish	Bullish	8.99		2.04	20,277.25	12:40:34	355944	-11750	Bullish	Bullish	63.02		1.56	44,899.70
12:41:33	252305	0	Bullish	Bullish	8.99		2.04	20,278.05	12:41:33	355940	-4	Bullish	Bullish	79.59		1.56	44,896.40
12:42:35	252305	0	Bullish	Bullish	16.42		2.04	20,278.25	12:42:35	355940	0	Bullish	Bullish	57.73		1.56	44,900.40
12:43:33	252530	225	Bullish	Bullish	4.71		2.03	20,280.15	12:43:33	358794	2854	Bullish	Bullish	35.52		1.56	44,902.60
12:44:33	252530	0	Bullish	Bullish	13.97		2.03	20,275.25	12:44:33	358780	-14	Bullish	Bullish	67.59		1.56	44,893.85
12:45:34	252530	0	Bullish	Bullish	10.48		2.03	20,276.55	12:45:34	358780	0	Bullish	Bullish	64.37		1.56	44,902.65
12:46:34	252485	-45	Bullish	Bullish	13.29		2.03	20,275.95	12:46:34	352290	-6490	Bullish	Bullish	69.15		1.54	44,892.35
12:47:33	252485	0	Bullish	Bullish	13.49		2.03	20,278.00	12:47:33	352299	9	Bullish	Bullish	72.63		1.54	44,891.75
12:48:34	252485	0	Bullish	Bullish	17.78		2.03	20,277.55	12:48:34	352299	0	Bullish	Bullish	67.38		1.54	44,885.25
12:49:34	254091	1606	Bullish	Bullish	12.64		2.03	20,275.55	12:49:34	351897	-402	Bullish	Bullish	61.24		1.54	44,888.75
12:50:33	254091	0	Bullish	Bullish	14.43		2.03	20,275.80	12:50:33	351874	-23	Bullish	Bullish	63.35		1.54	44,893.45

Nifty ATM		Current Expiry	Exp High :	20,325.00	33.45	Not Break	Resistanc	20400	BN ATM	Friday		Exp High :	44,869.10	-82.00	Breakout	Resistanc	45000
20250		2023-12-07	Exp Low :	20,063.20	120.50	Not Break	Support	20000	44800			Exp Low :	44,291.20	240.55	Not Break	Support	44500
Time	NET Oi	+▲-▼	Net Oi Signal	Price Action Signal	VWAP Diff	Strike	Nifty PCR	Nifty LTP	Time	NET Oi	+▲-▼	Net Oi Signal	Price Action Signal	VWAP Diff	Strike	BN PCR	BN LTP
12:51:33	254091	0	Bullish	Bullish	13.97		2.03	20,276.10	12:51:33	351874	0	Bullish	Bullish	65.03		1.54	44,892.10
12:52:37	257352	3261	Bullish	Bullish	16.01		2.05	20,276.20	12:52:37	352874	1000	Bullish	Bullish	64.37		1.54	44,886.45
12:53:33	257352	0	Bullish	Bearish	13.40		2.05	20,276.05	12:53:33	352853	-21	Bullish	Bearish	55.09		1.54	44,886.95
12:54:34	257352	0	Bullish	Bearish	14.04		2.05	20,275.70	12:54:34	352856	3	Bullish	Bearish	62.55		1.54	44,883.90
12:55:37	260574	3222	Bullish	Bearish	16.43		2.06	20,277.05	12:55:37	358138	5282	Bullish	Bearish	48.23		1.55	44,885.50
12:56:33	260618	44	Bullish	Bearish	16.71		2.06	20,277.55	12:56:33	358239	101	Bullish	Bearish	49.00		1.55	44,890.25
12:57:33	260618	0	Bullish	Bullish	13.97		2.06	20,279.95	12:57:33	358239	0	Bullish	Bearish	65.03		1.55	44,890.35
12:58:28	267541	6923	Bullish	Bullish	20.16		2.1	20,279.75	12:58:28	359322	1083	Bullish	Bearish	55.09		1.55	44,888.75
12:59:35	267541	0	Bullish	Bullish	15.73		2.1	20,276.30	12:59:35	359325	3	Bullish	Bearish	48.23		1.55	44,862.85
13:00:33	267541	0	Bullish	Bearish	17.70		2.1	20,277.30	13:00:33	359325	0	Bullish	Bearish	59.98		1.55	44,863.80
13:01:34	269882	2341	Bullish	Bearish	17.44		2.1	20,277.30	13:01:34	351801	-7524	Bullish	Bearish	48.31		1.54	44,867.50
13:02:34	269882	0	Bullish	Bullish	17.87		2.1	20,277.25	13:02:34	351781	-20	Bullish	Bearish	47.37		1.54	44,869.15
13:03:33	269882	0	Bullish	Bullish	20.26		2.1	20,278.70	13:03:33	351781	0	Bullish	Bearish	37.45		1.54	44,868.45
13:04:34	269806	-76	Bullish	Bearish	13.62		2.1	20,271.30	13:04:34	348005	-3776	Bullish	Bearish	29.64		1.53	44,833.60
13:05:33	269876	70	Bullish	Bullish	20.03		2.1	20,280.35	13:05:33	348005	0	Bullish	Bearish	29.67		1.53	44,862.30
13:06:34	269876	0	Bullish	Bearish	27.17		2.1	20,272.05	13:06:34	348005	0	Bullish	Bearish	50.52		1.53	44,838.30
13:07:33	278505	8629	Bullish	Bearish	17.12		2.17	20,275.50	13:07:33	358635	10630	Bullish	Bearish	23.95		1.54	44,844.05
13:08:33	277082	-1423	Bullish	Bearish	19.20		2.17	20,276.30	13:08:33	358635	0	Bullish	Bearish	40.80		1.54	44,855.35
13:09:33	277082	0	Bullish	Bearish	19.02		2.17	20,277.40	13:09:33	358635	0	Bullish	Bearish	39.48		1.54	44,851.60
13:10:33	277769	687	Bullish	Bearish	15.56		2.16	20,274.90	13:10:33	356140	-2495	Bullish	Bearish	26.60		1.53	44,847.70
13:11:33	277769	0	Bullish	Bearish	15.79		2.16	20,275.50	13:11:33	356175	35	Bullish	Bearish	21.71		1.53	44,846.10
13:12:36	277769	0	Bullish	Bearish	15.18		2.16	20,275.20	13:12:36	356173	-2	Bullish	Bearish	28.68		1.53	44,846.60
13:13:33	281688	3919	Bullish	Bearish	17.75		2.18	20,273.10	13:13:33	360596	4423	Bullish	Bearish	29.14		1.54	44,845.55
13:14:33	281688	0	Bullish	Bearish	15.74		2.18	20,275.65	13:14:33	360596	0	Bullish	Bearish	36.48		1.54	44,856.20
13:15:35	281688	0	Bullish	Bearish	16.92		2.18	20,276.80	13:15:35	360596	0	Bullish	Bearish	40.45		1.54	44,853.70
13:16:39	283309	1621	Bullish	Bearish	17.70		2.19	20,276.15	13:16:39	364336	3740	Bullish	Bearish	53.42		1.54	44,864.95
13:17:33	282961	-348	Bullish	Bullish	17.03		2.18	20,277.30	13:17:33	364336	0	Bullish	Bullish	49.61		1.54	44,863.35
13:18:33	282961	0	Bullish	Bearish	17.80		2.18	20,275.10	13:18:33	364336	0	Bullish	Bullish	49.26		1.54	44,867.55
13:19:34	280459	-2502	Bullish	Bullish	14.03		2.17	20,274.60	13:19:34	358864	-5472	Bullish	Bullish	56.09		1.53	44,868.45
13:20:34	280459	0	Bullish	Bearish	13.87		2.17	20,271.35	13:20:34	358867	3	Bullish	Bullish	57.79		1.53	44,865.40
13:21:35	280459	0	Bullish	Bearish	10.60		2.17	20,271.00	13:21:35	358867	0	Bullish	Bullish	46.41		1.53	44,865.60
13:22:34	279012	-1447	Bullish	Bearish	10.58		2.15	20,270.65	13:22:34	352105	-6762	Bullish	Bullish	48.34		1.52	44,871.20
13:23:33	279012	0	Bullish	Bearish	10.57		2.15	20,271.80	13:23:33	352158	53	Bullish	Bullish	53.95		1.52	44,870.05
13:24:34	279012	0	Bullish	Bearish	12.52		2.15	20,271.45	13:24:34	352158	0	Bullish	Bullish	56.71		1.52	44,882.70
13:25:34	279314	302	Bullish	Bearish	13.56		2.14	20,273.45	13:25:34	362073	9915	Bullish	Bullish	70.41		1.53	44,887.95
13:26:33	279472	158	Bullish	Bullish	14.25		2.15	20,275.65	13:26:33	362158	85	Bullish	Bullish	80.33		1.53	44,903.45

Nifty ATM		Current Expiry	Exp High : 20,325.00	33.45	Not Break	Resistanc	20400	BN ATM	Friday		Exp High : 44,869.10	-82.00	Breakout	Resistanc	45000		
20250		2023-12-07	Exp Low : 20,063.20	120.50	Not Break	Support	20000	44800			Exp Low : 44,291.20	240.55	Not Break	Support	44500		
Time	NET Oi	+▲-▼	Net Oi Signal	Price Action Signal	VWAP Diff	Strike	Nifty PCR	Nifty LTP	Time	NET Oi	+▲-▼	Net Oi Signal	Price Action Signal	VWAP Diff	Strike	BN PCR	BN LTP
13:27:33	279472	0	Bullish	Bullish	14.24		2.15	20,276.65	13:27:33	362157	-1	Bullish	Bullish	78.57		1.53	44,893.85
13:28:34	280691	1219	Bullish	Bearish	12.50		2.16	20,274.45	13:28:34	360902	-1255	Bullish	Bullish	78.57		1.53	44,893.35
13:29:33	277545	-3146	Bullish	Bearish	12.79		2.14	20,274.80	13:29:33	357539	-3363	Bullish	Bullish	73.38		1.53	44,895.45
13:30:34	277545	0	Bullish	Bearish	14.73		2.14	20,273.20	13:30:34	357539	0	Bullish	Bullish	73.38		1.53	44,889.95
13:31:33	276597	-948	Bullish	Bearish	15.72		2.14	20,273.95	13:31:33	359011	1472	Bullish	Bullish	73.38		1.52	44,888.15
13:32:33	276597	0	Bullish	Bullish	15.45		2.14	20,274.75	13:32:33	359011	0	Bullish	Bullish	76.51		1.52	44,891.30
13:33:33	276597	0	Bullish	Bullish	14.73		2.14	20,276.15	13:33:33	359009	-2	Bullish	Bullish	76.08		1.52	44,894.55
13:34:33	281636	5039	Bullish	Bullish	16.87		2.16	20,276.35	13:34:33	364033	5024	Bullish	Bullish	75.67		1.54	44,895.90
13:35:34	281668	32	Bullish	Bullish	16.61		2.16	20,274.90	13:35:34	364058	25	Bullish	Bullish	79.57		1.54	44,892.60
13:36:32	281668	0	Bullish	Bearish	15.45		2.16	20,266.60	13:36:32	364058	0	Bullish	Bullish	78.11		1.54	44,881.15
13:37:33	292386	10718	Bullish	Bullish	15.45		2.21	20,271.50	13:37:33	370849	6791	Bullish	Bullish	75.06		1.54	44,887.60
13:38:34	288426	-3960	Bullish	Bullish	17.58		2.17	20,274.45	13:38:34	370849	0	Bullish	Bullish	87.43		1.54	44,915.85
13:39:34	288426	0	Bullish	Bullish	17.58		2.17	20,277.25	13:39:34	370849	0	Bullish	Bullish	87.43		1.54	44,914.50
13:40:34	289405	979	Bullish	Bearish	16.87		2.18	20,274.50	13:40:34	380106	9257	Bullish	Bullish	82.75		1.56	44,911.00
13:41:35	284143	-5262	Bullish	Bullish	16.87		2.16	20,276.00	13:41:35	380171	65	Bullish	Bullish	69.93		1.56	44,915.90
13:42:41	284143	0	Bullish	Bullish	16.87		2.16	20,277.65	13:42:41	380182	11	Bullish	Bullish	97.17		1.56	44,932.20
13:43:35	283897	-246	Bullish	Bullish	17.29		2.16	20,279.80	13:43:35	387361	7179	Bullish	Bullish	107.10		1.58	44,931.40
13:44:33	283902	5	Bullish	Bullish	16.61		2.16	20,274.75	13:44:33	390422	3061	Bullish	Bullish	104.81		1.58	44,913.55
13:45:33	283902	0	Bullish	Bearish	16.41		2.16	20,273.65	13:45:33	390422	0	Bullish	Bullish	84.26		1.58	44,912.70
13:46:33	284278	376	Bullish	Bearish	16.66		2.17	20,275.85	13:46:33	395156	4734	Bullish	Bullish	78.11		1.59	44,919.15
13:47:34	284278	0	Bullish	Bullish	23.30		2.17	20,277.45	13:47:34	409568	14412	Bullish	Bullish	78.11		1.61	44,909.50
13:48:34	284278	0	Bullish	Bullish	23.08		2.17	20,275.85	13:48:34	409572	4	Bullish	Bullish	75.06		1.61	44,912.80
13:49:33	287240	2962	Bullish	Bullish	21.88		2.19	20,276.45	13:49:33	412988	3416	Bullish	Bullish	75.06		1.62	44,911.60
13:50:33	293027	5787	Bullish	Bullish	15.34		2.22	20,278.55	13:50:33	413029	41	Bullish	Bullish	83.65		1.62	44,914.85
13:51:32	293027	0	Bullish	Bullish	25.09		2.22	20,280.25	13:51:32	413030	1	Bullish	Bearish	77.37		1.62	44,911.30
13:52:34	292547	-480	Bullish	Bullish	27.53		2.22	20,281.40	13:52:34	415104	2074	Bullish	Bullish	101.24		1.62	44,922.15
13:53:33	294429	1882	Bullish	Bullish	17.33		2.23	20,279.55	13:53:33	415106	2	Bullish	Bullish	82.75		1.62	44,915.40
13:54:36	294429	0	Bullish	Bullish	20.74		2.23	20,276.80	13:54:36	415118	12	Bullish	Bullish	89.70		1.62	44,920.60
13:55:35	299476	5047	Bullish	Bearish	19.97		2.27	20,276.75	13:55:35	417304	2186	Bullish	Bearish	97.17		1.63	44,922.90
13:56:33	299476	0	Bullish	Bearish	17.29		2.27	20,279.55	13:56:33	415211	-2093	Bullish	Bearish	92.68		1.62	44,930.40
13:57:33	299476	0	Bullish	Bearish	25.37		2.27	20,274.25	13:57:33	415211	0	Bullish	Bearish	84.26		1.62	44,910.25
13:58:33	306494	7018	Bullish	Bullish	23.30		2.31	20,275.40	13:58:33	415211	0	Bullish	Bearish	87.79		1.62	44,909.55
13:59:34	306531	37	Bullish	Bearish	21.88		2.31	20,275.30	13:59:34	423522	8311	Bullish	Bearish	87.88		1.64	44,912.75
14:00:33	306531	0	Bullish	Bearish	21.51		2.31	20,275.60	14:00:33	423522	0	Bullish	Bullish	83.65		1.64	44,919.35
14:01:34	306724	193	Bullish	Bullish	23.43		2.31	20,278.80	14:01:34	420684	-2838	Bullish	Bullish	90.69		1.63	44,916.45
14:02:34	306724	0	Bullish	Bullish	25.01		2.31	20,280.95	14:02:34	420684	0	Bullish	Bullish	94.67		1.63	44,927.35

Nifty ATM		Current Expiry	Exp High :	20,325.00	33.45	Not Break	Resistanc	20400	BN ATM	Friday		Exp High :	44,869.10	-82.00	Breakout	Resistanc	45000
20250		2023-12-07	Exp Low :	20,063.20	120.50	Not Break	Support	20000	44800			Exp Low :	44,291.20	240.55	Not Break	Support	44500
Time	NET Oi	+▲-▼	Net Oi Signal	Price Action Signal	VWAP Diff	Strike	Nifty PCR	Nifty LTP	Time	NET Oi	+▲-▼	Net Oi Signal	Price Action Signal	VWAP Diff	Strike	BN PCR	BN LTP
14:03:33	306724	0	Bullish	Bullish	21.61		2.31	20,280.70	14:03:33	420684	0	Bullish	Bullish	92.68		1.63	44,925.70
14:04:33	307277	553	Bullish	Bullish	24.14		2.33	20,281.40	14:04:33	418653	-2031	Bullish	Bullish	87.79		1.63	44,932.35
14:05:33	307277	0	Bullish	Bullish	26.74		2.33	20,283.25	14:05:33	418642	-11	Bullish	Bullish	99.70		1.63	44,930.85
14:06:35	307277	0	Bullish	Bullish	35.90		2.33	20,289.20	14:06:35	418642	0	Bullish	Bullish	90.69		1.63	44,941.45
14:07:33	303580	-3697	Bullish	Bullish	25.01		2.33	20,288.90	14:07:33	419027	385	Bullish	Bullish	94.67		1.63	44,935.55
14:08:33	303580	0	Bullish	Bullish	27.50		2.33	20,278.90	14:08:33	412337	-6690	Bullish	Bearish	99.96		1.62	44,878.30
14:09:33	303580	0	Bullish	Bearish	23.28		2.33	20,278.90	14:09:33	412334	-3	Bullish	Bearish	1.75		1.62	44,878.30
14:10:33	312581	9001	Bullish	Bullish	23.26		2.43	20,282.35	14:10:33	415296	2962	Bullish	Bearish	29.49		1.66	44,884.05
14:11:33	320113	7532	Bullish	Bullish	25.13		2.46	20,281.40	14:11:33	415296	0	Bullish	Bearish	60.99		1.66	44,886.25
14:12:34	320113	0	Bullish	Bullish	25.53		2.46	20,278.60	14:12:34	415296	0	Bullish	Bearish	47.83		1.66	44,877.95
14:13:33	315582	-4531	Bullish	Bullish	20.14		2.42	20,278.75	14:13:33	407196	-8100	Bullish	Bearish	29.49		1.64	44,881.30
14:14:33	315582	0	Bullish	Bearish	23.26		2.42	20,276.30	14:14:33	407208	12	Bullish	Bearish	38.18		1.64	44,879.05
14:15:33	315582	0	Bullish	Bearish	17.93		2.42	20,277.90	14:15:33	407208	0	Bullish	Bearish	56.03		1.64	44,876.50
14:16:36	318839	3257	Bullish	Bearish	15.12		2.45	20,273.35	14:16:36	398972	-8236	Bullish	Bearish	56.03		1.62	44,869.95
14:17:33	318869	30	Bullish	Bearish	18.13		2.45	20,275.15	14:17:33	398971	-1	Bullish	Bearish	47.83		1.62	44,874.80
14:18:33	318869	0	Bullish	Bearish	17.43		2.45	20,275.80	14:18:33	398971	0	Bullish	Bearish	42.89		1.62	44,874.70
14:19:33	319489	620	Bullish	Bearish	21.22		2.45	20,275.10	14:19:33	402505	3534	Bullish	Bearish	41.70		1.63	44,873.70
14:20:33	319840	351	Bullish	Bearish	21.35		2.46	20,271.00	14:20:33	405935	3430	Bullish	Bearish	26.41		1.63	44,867.00
14:21:33	319840	0	Bullish	Bearish	22.83		2.46	20,274.95	14:21:33	405935	0	Bullish	Bullish	32.26		1.63	44,885.25
14:22:36	323767	3927	Bullish	Bearish	22.83		2.47	20,276.80	14:22:36	405935	0	Bullish	Bullish	57.72		1.63	44,892.20
14:23:34	323767	0	Bullish	Bearish	22.82		2.47	20,274.35	14:23:34	403651	-2284	Bullish	Bullish	57.72		1.62	44,893.35
14:24:33	323767	0	Bullish	Bearish	20.27		2.47	20,274.45	14:24:33	403651	0	Bullish	Bullish	62.15		1.62	44,891.15
14:25:33	326516	2749	Bullish	Bearish	22.82		2.48	20,278.25	14:25:33	397818	-5833	Bullish	Bullish	68.97		1.61	44,900.80
14:26:33	327047	531	Bullish	Bearish	22.80		2.49	20,277.05	14:26:33	397815	-3	Bullish	Bullish	75.39		1.61	44,901.25
14:27:33	327047	0	Bullish	Bullish	19.74		2.49	20,277.25	14:27:33	397815	0	Bullish	Bullish	62.15		1.61	44,889.25
14:28:33	326970	-77	Bullish	Bearish	20.28		2.49	20,273.90	14:28:33	397818	3	Bullish	Bullish	68.97		1.61	44,877.05
14:29:34	324138	-2832	Bullish	Bearish	21.84		2.47	20,271.70	14:29:34	399152	1334	Bullish	Bullish	55.83		1.61	44,880.10
14:30:35	324138	0	Bullish	Bearish	21.84		2.47	20,268.15	14:30:35	399152	0	Bullish	Bearish	42.22		1.61	44,873.10
14:31:34	326852	2714	Bullish	Bearish	19.74		2.47	20,269.65	14:31:34	399152	0	Bullish	Bearish	64.21		1.61	44,869.60
14:32:33	326852	0	Bullish	Bearish	15.43		2.47	20,266.35	14:32:33	394690	-4462	Bullish	Bearish	49.48		1.6	44,866.30
14:33:36	326852	0	Bullish	Bearish	20.32		2.47	20,260.70	14:33:36	394690	0	Bullish	Bearish	55.83		1.6	44,854.75
14:34:36	337872	11020	Bullish	Bearish	20.32		2.54	20,265.75	14:34:36	402962	8272	Bullish	Bearish	55.83		1.62	44,857.15
14:35:33	337872	0	Bullish	Bearish	20.33		2.54	20,267.70	14:35:33	402921	-41	Bullish	Bearish	42.22		1.62	44,859.30
14:36:33	337872	0	Bullish	Bearish	20.01		2.54	20,263.70	14:36:33	402921	0	Bullish	Bearish	45.99		1.62	44,846.25
14:37:44	337304	-568	Bullish	Bearish	15.32		2.52	20,261.50	14:37:44	395101	-7820	Bullish	Bearish	51.88		1.6	44,835.60
14:38:33	337304	0	Bullish	Bearish	15.32		2.52	20,260.15	14:38:33	395101	0	Bullish	Bearish	51.88		1.6	44,827.65

Nifty ATM		Current Expiry	Exp High :	20,325.00	33.45	Not Break	Resistanc	20400	BN ATM	Friday		Exp High :	44,869.10	-82.00	Breakout	Resistanc	45000
20250		2023-12-07	Exp Low :	20,063.20	120.50	Not Break	Support	20000	44800			Exp Low :	44,291.20	240.55	Not Break	Support	44500
Time	NET Oi	+▲-▼	Net Oi Signal	Price Action Signal	VWAP Diff	Strike	Nifty PCR	Nifty LTP	Time	NET Oi	+▲-▼	Net Oi Signal	Price Action Signal	VWAP Diff	Strike	BN PCR	BN LTP
14:39:34	337304	0	Bullish	Bearish	19.13		2.52	20,256.85	14:39:34	395101	0	Bullish	Bearish	14.21		1.6	44,816.95
14:40:34	336677	-627	Bullish	Bearish	10.79		2.51	20,256.90	14:40:34	400474	5373	Bullish	Bearish	39.33		1.61	44,818.40
14:41:34	340697	4020	Bullish	Bearish	10.79		2.53	20,254.40	14:41:34	390841	-9633	Bullish	Bearish	39.33		1.6	44,802.15
14:42:34	340697	0	Bullish	Bearish	11.03		2.53	20,259.25	14:42:34	390841	0	Bullish	Bearish	-1.08		1.6	44,812.30
14:43:34	335076	-5621	Bullish	Bearish	7.17		2.47	20,256.65	14:43:34	366897	-23944	Bullish	Bearish	-5.84		1.55	44,804.10
14:44:35	335076	0	Bullish	Bearish	11.11		2.47	20,251.25	14:44:35	366937	40	Bullish	Bearish	45.99		1.55	44,782.15
14:45:33	335076	0	Bullish	Bearish	20.01		2.47	20,246.00	14:45:33	366937	0	Bullish	Bearish	-43.28	Buy 45100 PE	1.55	44,755.45
14:46:33	330222	-4854	Bullish	Bearish	0.44		2.45	20,251.95	14:46:33	338031	-28906	Bullish	Bearish	43.50	Buy 44500 CE	1.52	44,784.30
14:47:35	332780	2558	Bullish	Bearish	13.91		2.48	20,248.65	14:47:35	338039	8	Bullish	Bearish	14.21		1.52	44,767.15
14:48:36	332780	0	Bullish	Bearish	-2.79		2.48	20,246.55	14:48:36	338039	0	Bullish	Bearish	-43.28	Buy 45100 PE	1.52	44,767.70
14:49:33	329606	-3174	Bullish	Bearish	8.16		2.47	20,254.10	14:49:33	325322	-12717	Bullish	Bearish	-1.08		1.5	44,770.25
14:50:33	329606	0	Bullish	Bullish	8.23		2.47	20,261.75	14:50:33	299023	-26299	Bullish	Bearish	-5.84		1.44	44,797.95
14:51:33	329606	0	Bullish	Bullish	8.23		2.47	20,261.65	14:51:33	299023	0	Bullish	Bearish	-12.65		1.44	44,790.30
14:52:33	323451	-6155	Bullish	Bullish	2.20		2.4	20,267.05	14:52:33	294974	-4049	Bullish	Bullish	-25.95		1.43	44,833.55
14:53:35	309609	-13842	Bullish	Bullish	7.17		2.34	20,267.15	14:53:35	261038	-33936	Bullish	Bullish	3.15		1.38	44,828.10
14:54:35	309609	0	Bullish	Bullish	6.64		2.34	20,258.25	14:54:35	261038	0	Bullish	Bearish	25.87	Buy 44500 CE	1.38	44,781.10
14:55:33	299031	-10578	Bullish	Bullish	4.77		2.3	20,262.30	14:55:33	274600	13562	Bullish	Bearish	-45.26	Buy 45100 PE	1.41	44,794.95
14:56:33	299031	0	Bullish	Bullish	2.21		2.3	20,265.30	14:56:33	243493	-31107	Bullish	Bearish	-15.07		1.36	44,804.10
14:57:33	299031	0	Bullish	Bullish	4.80		2.3	20,265.75	14:57:33	243493	0	Bullish	Bullish	-45.26		1.36	44,804.00
14:58:33	293769	-5262	Bullish	Bullish	2.44		2.28	20,265.75	14:58:33	222447	-21046	Bullish	Bullish	-5.27		1.33	44,804.00
14:59:33	293521	-248	Bullish	Bullish	2.09		2.28	20,259.45	14:59:33	222435	-12	Bullish	Bearish	-31.64		1.33	44,781.85
15:00:33	293521	0	Bullish	Bullish	3.28		2.28	20,261.20	15:00:33	222435	0	Bullish	Bullish	-16.53		1.33	44,791.25
15:01:33	300473	6952	Bullish	Bullish	0.44		2.35	20,270.50	15:01:33	222435	0	Bullish	Bullish	-18.52		1.33	44,792.35
15:02:33	286362	-14111	Bullish	Bullish	1.30		2.28	20,266.60	15:02:33	212517	-9918	Bullish	Bullish	4.93		1.32	44,785.00
15:03:33	286362	0	Bullish	Bullish	6.59		2.28	20,270.90	15:03:33	212520	3	Bullish	Bullish	-25.95		1.32	44,804.10
15:04:33	292497	6135	Bullish	Bullish	8.10		2.35	20,278.10	15:04:33	212520	0	Bullish	Bullish	25.87	Buy 44500 CE	1.32	44,820.85
15:05:33	278390	-14107	Bullish	Bullish	4.77		2.28	20,271.60	15:05:33	203061	-9459	Bullish	Bearish	2.74		1.3	44,805.10
15:06:34	278390	0	Bullish	Bullish	5.87		2.28	20,270.90	15:06:34	203061	0	Bullish	Bearish	-7.21		1.3	44,813.25
15:07:38	266695	-11695	Bullish	Bullish	3.16		2.23	20,267.35	15:07:38	191138	-11923	Bullish	Bullish	-14.22		1.29	44,801.85
15:08:34	269836	3141	Bullish	Bullish	5.09		2.26	20,273.65	15:08:34	191113	-25	Bullish	Bullish	-19.96	Buy 45100 PE	1.29	44,811.75
15:09:33	269836	0	Bullish	Bearish	4.18		2.26	20,264.60	15:09:33	191113	0	Bullish	Bullish	-6.99		1.29	44,805.85
15:10:37	260390	-9446	Bullish	Bearish	2.58		2.24	20,263.90	15:10:37	177979	-13134	Bullish	Bullish	-7.73		1.27	44,804.00
15:11:34	260390	0	Bullish	Bullish	1.77		2.24	20,265.80	15:11:34	178140	161	Bullish	Bullish	-20.65		1.27	44,805.25
15:12:35	260390	0	Bullish	Bullish	3.76		2.24	20,268.20	15:12:35	178140	0	Bullish	Bullish	-3.62		1.27	44,817.00
15:13:33	249958	-10432	Bullish	Bullish	4.18		2.26	20,269.10	15:13:33	139055	-39085	Bullish	Bullish	-5.75		1.21	44,816.55
15:14:38	249958	0	Bullish	Bearish	4.48		2.26	20,265.15	15:14:38	150676	11621	Bullish	Bullish	-20.65		1.23	44,811.80

Nifty ATM	Nifty Spot	Nifty Pre C	Nifty Open	Nifty High	Nifty Low	India VIX	Current Expiry	Exp High	20,325.00	33.45	Not Break	Resistanc	20400	BN ATM	BN Spot	BN Pre CL	BN Open	BN High	BN Low	India VIX	Friday	Exp High	44,869.10	-82.00	Breakout	Resistanc	45000		
20250	20,267.90	20133.15	20,194.10	20,291.55	20,183.70	12.38	2023-12-07	Exp Low	20,063.20	120.50	Not Break	Support	20000	44800	44,814.20	44,481.75	44,580.15	44,951.10	44,531.75	12.38	Friday	Exp Low	44,291.20	240.55	Not Break	Support	44500		
Time	Call COI (Bearish ▼)	Call COI (+▲-▼)	Short Covering	Put COI (Bullish ▲)	Put COI (+▲-▼)	Long UW	NET Oi	+▲-▼	Net Oi Signal	Price Action Signal	VWAP Diff	Strike	Nifty PCR	Nifty LTP	Time	Call COI (Bearish ▼)	Call COI (+▲-▼)	Short Covering	Put COI (Bullish ▲)	Put COI (+▲-▼)	Long Unwinding	NET Oi	+▲-▼	Net Oi Signal	Price Action Signal	VWAP Diff	Strike	BN PCR	BN LTP
09:14:33	175319			123813	0		-51506	0	Bearish	Wait	43.50		0.71	20,194.10	09:14:33	241931	0		79580	0		-162351	0	Bearish	Wait	47.46		0.33	44,580.15
09:15:34	175319	0		123813	0		-51506	0	Bearish	Wait	43.50		0.71	20,194.10	09:15:34	241931	0		79580	0		-162351	0	Bearish	Wait	47.46		0.33	44,580.15
09:16:37	89317	-86002	Short C	123813	0		34496	86002	Bullish	Wait	4.11	1.39	20,205.20	09:16:37	241931	0		62427	-17153	Long UW		-179504	-17153	Bearish	Wait	12.82		0.26	44,565.80
09:17:32	89317	0		78431	-45382	Long UW	-10886	-45382	Bearish	Wait	3.03	0.88	20,208.00	09:17:32	174856	-67075	Short C		62428	1		-112428	67076	Bearish	Wait	13.77		0.36	44,567.55
09:18:37	89317	0		78431	0		-10886	0	Bearish	Wait	-0.59	0.88	20,205.40	09:18:37	174856	0		62428	0		-112428	0	Bearish	Wait	13.77		0.36	44,579.35	
09:19:33	128631	39314		144549	66118		15918	26804	Bullish	Wait	8.33	1.12	20,221.65	09:19:33	258403	83547		154800	92372		-103603	8825	Bearish	Wait	17.93	Buy 44300 CE	0.6	44,616.05	
09:20:33	128631	0		144549	0		15918	0	Bullish	Wait	16.27	1.12	20,224.00	09:20:33	258403	0		154800	0		-103603	0	Bearish	Wait	43.44		0.6	44,618.40	
09:21:33	128631	0		144549	0		15918	0	Bullish	Wait	13.47	1.12	20,222.45	09:21:33	328670	70267		208947	54147		-119723	-16120	Bearish	Wait	44.18		0.64	44,620.00	
09:22:34	150581	21950		210234	65685		59653	43735	Bullish	Wait	16.53	1.4	20,223.40	09:22:34	344605	15935		247561	38614		-97044	22679	Bearish	Wait	45.56		0.72	44,640.30	
09:23:35	150581	0		210234	0		59653	0	Bullish	Wait	12.43	1.4	20,215.55	09:23:35	344605	0		247561	0		-97044	0	Bearish	Wait	44.53		0.72	44,632.80	
09:24:34	174253	23672		265270	55036		91017	31364	Bullish	Wait	7.51	1.52	20,217.20	09:24:34	426049	81444		247561	0		-174848	-81444	Bearish	Wait	44.75		0.58	44,651.10	
09:25:33	174253	0		265270	0		91017	0	Bullish	Wait	7.51	1.52	20,219.65	09:25:33	426049	0		326619	79058		-99430	79058	Bearish	Wait	54.07		0.77	44,663.70	
09:26:33	174253	0		265270	0		91017	0	Bullish	Wait	9.24	1.52	20,218.15	09:26:33	426049	0		326619	0		-99430	0	Bearish	Wait	48.96		0.77	44,647.55	
09:27:34	191708	17455		265270	0		73582	-17455	Bullish	Bullish	12.79	1.38	20,229.50	09:27:34	426049	0		344876	18257		-81173	18257	Bearish	Bullish	58.68		0.81	44,667.40	
09:28:33	191708	0		292492	27222		100784	27222	Bullish	Bullish	15.08	1.53	20,227.90	09:28:33	453740	27691		387548	42672		-66192	14981	Bearish	Bullish	53.22		0.85	44,666.25	
09:29:33	191708	0		292492	0		100784	0	Bullish	Bullish	13.49	1.53	20,221.00	09:29:33	453740	0		387548	0		-66192	0	Bearish	Bullish	75.30		0.85	44,659.65	
09:30:34	191708	0		322732	30240		131024	30240	Bullish	Bullish	15.28	1.68	20,226.05	09:30:34	453740	0		387548	0		-66192	0	Bearish	Bullish	70.18		0.85	44,671.20	
09:31:34	205882	14174		322732	0		116850	-14174	Bullish	Bullish	14.01	1.57	20,227.65	09:31:34	478602	24862		452170	64622		-26432	39760	Bearish	Bullish	80.33		0.94	44,670.50	
09:32:33	205882	0		322732	0		116850	0	Bullish	Bullish	13.99	1.57	20,230.15	09:32:33	478602	0		452170	0		-26432	0	Bearish	Bullish	68.62		0.94	44,656.60	
09:33:33	205882	0		322732	0		116850	0	Bullish	Bullish	17.13	1.57	20,230.70	09:33:33	504950	26348		452170	0		-52780	-26348	Bearish	Bullish	61.42		0.9	44,659.15	
09:34:34	212289	6407		336737	14005		124448	7598	Bullish	Bullish	17.74	1.59	20,233.55	09:34:34	504950	0		508684	56514		3734	56514	Bullish	Bullish	58.20		1.01	44,666.55	
09:35:34	212289	0		336737	0		124448	0	Bullish	Bullish	22.83	1.59	20,228.60	09:35:34	504950	0		508762	78		3812	78	Bullish	Bullish	93.35		1.01	44,684.85	
09:36:34	212289	0		336737	0		124448	0	Bullish	Bullish	5.06	1.59	20,222.75	09:36:34	506351	1401		554489	45727		48138	44326	Bullish	Bullish	77.37		1.1	44,681.95	
09:37:34	217513	5224		361410	24673		143897	19449	Bullish	Bullish	5.06	1.66	20,222.40	09:37:34	506351	0		554653	164		48302	164	Bullish	Bullish	81.55		1.1	44,706.45	
09:38:33	217513	0		361410	0		143897	0	Bullish	Bullish	3.38	1.66	20,220.85	09:38:33	506351	0		554653	0		48302	0	Bullish	Bullish	90.31		1.1	44,720.50	
09:39:36	217513	0		371123	9713		153610	9713	Bullish	Bearish	-1.04	1.71	20,213.55	09:39:36	506351	0		554653	0		48302	0	Bullish	Bullish	55.03		1.1	44,708.00	
09:40:33	229824	12311		371123	0		141299	-12311	Bullish	Bearish	3.59	1.61	20,218.40	09:40:33	523704	17353		590000	35347		66296	17994	Bullish	Bullish	86.03		1.13	44,740.80	
09:41:45	229824	0		371123	0		141299	0	Bullish	Bearish	1.93	1.61	20,220.60	09:41:45	523704	0		590000	0		66296	0	Bullish	Bullish	86.31		1.13	44,725.80	
09:42:33	229824	0		371123	0		141299	0	Bullish	Bullish	5.89	1.61	20,224.05	09:42:33	523704	0		590000	0		66296	0	Bullish	Bullish	96.87		1.13	44,747.30	
09:43:34	234677	4853		376403	5280		141726	427	Bullish	Bearish	4.83	1.6	20,221.05	09:43:34	523002	-702		641321	51321		118319	52023	Bullish	Bullish	81.53		1.23	44,728.65	
09:44:34	234677	0		376403	0		141726	0	Bullish	Bearish	4.65	1.6	20,229.90	09:44:34	523002	0		641321	0		118319	0	Bullish	Bullish	92.20		1.23	44,758.00	
09:45:34	240981	6304		382570	6167		141589	-137	Bullish	Bearish	4.71	1.59	20,220.80	09:45:34	523002	0		641321	0		118319	0	Bullish	Bullish	79.27		1.23	44,742.10	
09:46:34	240981	0		382570	0		141589	0	Bullish	Bearish	1.33	1.59	20,218.65	09:46:34	536838	13836		669627	28306		132789	14470	Bullish	Bullish	72.76		1.25	44,741.75	
09:47:33	240981	0		382570	0		141589	0	Bullish	Bearish	3.42	1.59	20,221.55	09:47:33	536838	0		669627	0		132789	0	Bullish	Bullish	83.85		1.25	44,756.55	
09:48:35	240981	0		382570	0		141589	0	Bullish	Bearish	3.65	1.59	20,219.20	09:48:35	547532	10694		669627	0		122095	-10694	Bullish	Bullish	75.72		1.22	44,735.55	
09:49:33	243861	2880		392319	9749		148458	6869	Bearish	Bearish	0.64	1.61	20,220.35	09:49:33	547499	-33		685887	16260		138388	16293	Bullish	Bullish	50.03		1.25	44,727.35	
09:50:33	243861	0		392319	0		148458	0	Bullish	Bullish	11.37	1.61	20,226.75	09:50:33	547499	0		685887	0		138388	0	Bullish	Bullish	77.97		1.25	44,797.40	
09:51:34	243861	0		392319	0		148458	0	Bullish	Bullish	18.50	1.61	20,229.95	09:51:34	547499	0		685887	0		138388	0	Bullish	Bullish	159.63		1.25	44,800.90	
09:52:33	239983	-3878	Short C	399552	7233		159569	11111	Bullish	Bullish	26.66	1.66	20,239.70	09:52:33	476268	-71231	Short C		687095	1208		210827	72439	Bullish	Bullish	225.00		1.44	44,854.65
09:53:33	239983	0		399552	0		159569	0	Bullish	Bullish	29.43	1.66	20,242.40	09:53:33	476268	0		687095	0		210827	0	Bullish	Bullish	195.63		1.44	44,849.65	
09:54:33																													



Nifty ATM	Nifty Spot	Nifty Pre Cl	Nifty Open	Nifty High	Nifty Low	India VIX	Current Expiry	Exp High	20,325.00	33.45	Not Break	Resistanc	20400	BN ATM	BN Spot	BN Pre CL	BN Open	BN High	BN Low	India VIX	Friday	Exp High	44,869.10	-82.00	Breakout	Resistanc	45000		
20250	20,267.90	20133.15	20,194.10	20,291.55	20,183.70	12.38	2023-12-07	Exp Low	20,063.20	120.50	Not Break	Support	20000	44800	44,814.20	44,481.75	44,580.15	44,951.10	44,531.75	12.38	Friday	Exp Low	44,291.20	240.55	Not Break	Support	44500		
Time	Call COI (Bearish ▼)	Call COI (+▲-▼)	Short Covering	Put COI (Bullish ▲)	Put COI (+▲-▼)	Long UW	NET Oi	+▲-▼	Net Oi Signal	Price Action Signal	VWAP Diff	Strike	Nifty PCR	Nifty LTP	Time	Call COI (Bearish ▼)	Call COI (+▲-▼)	Short Covering	Put COI (Bullish ▲)	Put COI (+▲-▼)	Long Unwinding	NET Oi	+▲-▼	Net Oi Signal	Price Action Signal	VWAP Diff	Strike	BN PCR	BN LTP
10:16:33	221175	9276		474176	3654		253001	-5622	Bullish	Bullish	21.02		2.14	20,255.60	10:16:33	529434	11709		916410	18451		386976	6742	Bullish	Bullish	146.20		1.73	44,896.10
10:17:36	221175	0		474176	0		253001	0	Bullish	Bearish	19.34		2.14	20,252.75	10:17:36	529434	0		916410	0		386976	0	Bullish	Bullish	117.57		1.73	44,887.80
10:18:33	226219	5044		474176	0		247957	-5044	Bullish	Bullish	16.37		2.1	20,256.00	10:18:33	529434	0		928908	12498		399474	12498	Bullish	Bullish	108.09		1.75	44,891.10
10:19:33	226219	0		478933	4757		252714	4757	Bullish	Bullish	21.15		2.12	20,261.70	10:19:33	527422	-2012	Short C	928908	0		401486	2012	Bullish	Bullish	121.16		1.76	44,904.00
10:20:33	226219	0		478933	0		252714	0	Bullish	Bullish	22.86		2.12	20,259.25	10:20:33	527422	0		928908	0		401486	0	Bullish	Bullish	137.39		1.76	44,901.30
10:21:33	229359	3140		478933	0		249574	-3140	Bullish	Bullish	20.61		2.09	20,259.95	10:21:33	527422	0		928908	0		401486	0	Bullish	Bullish	129.57		1.76	44,892.05
10:22:33	229359	0		475245	-3688	Long UW	245886	-3688	Bullish	Bullish	15.79		2.07	20,258.25	10:22:33	534770	7348		935497	6589		400727	-759	Bullish	Bullish	110.30		1.75	44,876.55
10:23:33	229359	0		475245	0		245886	0	Bullish	Bullish	16.55		2.07	20,259.15	10:23:33	534770	0		935497	0		400727	0	Bullish	Bullish	119.66		1.75	44,879.40
10:24:33	229359	0		471811	-3434	Long UW	242452	-3434	Bullish	Bullish	11.48		2.06	20,257.35	10:24:33	534770	0		935497	0		400727	0	Bullish	Bullish	105.71		1.75	44,881.50
10:25:33	230402	1043		471811	0		241409	-1043	Bullish	Bullish	9.47		2.05	20,258.00	10:25:33	549191	14421		938547	3050		389356	-11371	Bullish	Bullish	104.38		1.71	44,883.80
10:26:33	230402	0		471811	0		241409	0	Bullish	Bearish	10.70		2.05	20,258.80	10:26:33	549191	0		938547	0		389356	0	Bullish	Bearish	104.14		1.71	44,885.85
10:27:34	230402	0		471811	0		241409	0	Bullish	Bullish	13.96		2.05	20,263.50	10:27:34	549191	0		938547	0		389356	0	Bullish	Bearish	113.63		1.71	44,887.00
10:28:33	235557	5155		470666	-1145	Long UW	235109	-6300	Bullish	Bullish	13.38		2	20,263.00	10:28:33	547762	-1429	Short C	939795	1248		392033	2677	Bullish	Bearish	108.42		1.72	44,892.55
10:29:33	235557	0		470666	0		235109	0	Bullish	Bullish	13.54		2	20,266.65	10:29:33	547762	0		939795	0		392033	0	Bullish	Bullish	122.57		1.72	44,904.95
10:30:33	229359	4831		470666	0		230278	-4831	Bullish	Bullish	9.65		1.96	20,260.60	10:30:33	553436	5674		939795	0		386359	-5674	Bullish	Bullish	114.67		1.7	44,890.25
10:31:34	240381	-7		470212	-454		229831	-447	Bullish	Bullish	9.54		1.96	20,260.25	10:31:34	552476	-960		949204	9409		396728	10369	Bullish	Bullish	109.60		1.72	44,898.25
10:32:33	240381	0		470212	0		229831	0	Bullish	Bearish	0.08		1.96	20,256.95	10:32:33	552476	0		949204	0		396728	0	Bullish	Bearish	102.82		1.72	44,886.15
10:33:33	240381	0		465937	-4275	Long UW	225536	-4275	Bullish	Bearish	6.61		1.94	20,257.85	10:33:33	552476	0		957406	8202		404930	8202	Bullish	Bearish	102.74		1.73	44,877.40
10:34:34	239113	-1268	Short C	465937	0		226824	1268	Bullish	Bullish	7.42		1.95	20,263.15	10:34:34	561411	8935		957507	101		396096	-8834	Bullish	Bearish	99.81		1.71	44,886.30
10:35:34	239113	0		465937	0		226824	0	Bullish	Bullish	15.55		1.95	20,265.80	10:35:34	561407	-4		957507	0		396100	4	Bullish	Bearish	108.99		1.71	44,887.85
10:36:34	239113	0		465937	0		226824	0	Bullish	Bullish	14.28		1.95	20,264.45	10:36:34	561407	0		957507	0		396100	0	Bullish	Bullish	108.99		1.71	44,888.75
10:37:35	240994	1881		468171	2234		227177	353	Bullish	Bullish	14.77		1.94	20,261.10	10:37:35	562641	1234		962769	5262		400128	4028	Bullish	Bearish	105.65		1.71	44,879.40
10:38:34	240994	0		468171	0		227177	0	Bullish	Bullish	9.49		1.94	20,262.20	10:38:34	562641	0		962769	0		400128	0	Bullish	Bearish	105.22		1.71	44,877.40
10:39:34	240994	0		468171	0		227177	0	Bullish	Bullish	4.35		1.94	20,260.25	10:39:34	562639	-2		962769	0		400130	2	Bullish	Bearish	96.00		1.71	44,874.05
10:40:33	243342	2348		469536	1365		226194	-983	Bullish	Bullish	6.43		1.93	20,263.95	10:40:33	569453	6814		964377	1608		394924	-5206	Bullish	Bearish	106.76		1.69	44,884.70
10:41:33	243342	0		469536	0		226194	0	Bullish	Bullish	13.88		1.93	20,263.60	10:41:33	569453	0		964377	0		394924	0	Bullish	Bearish	116.56		1.69	44,892.25
10:42:32	243342	0		469536	0		226194	0	Bullish	Bearish	12.04		1.93	20,264.60	10:42:32	569453	0		964377	0		394924	0	Bullish	Bearish	116.84		1.69	44,901.65
10:43:33	245808	2466		472033	2497		226225	31	Bullish	Bearish	10.09		1.92	20,260.05	10:43:33	564404	-5049	Short C	968930	4553		404526	9602	Bullish	Bearish	108.79		1.72	44,871.80
10:44:34	245808	0		472033	0		226225	0	Bullish	Bullish	6.95		1.92	20,262.65	10:44:34	564397	-7		968930	0		404533	7	Bullish	Bearish	72.83		1.72	44,868.65
10:45:34	245808	0		470509	-1524	Long UW	224701	-1524	Bullish	Bullish	8.62		1.91	20,259.20	10:45:34	563528	-869		968930	0		405402	869	Bullish	Bearish	82.32		1.72	44,877.55
10:46:33	247356	1548		470509	0		223153	-1548	Bullish	Bullish	5.90		1.9	20,259.60	10:46:33	563395	-133		949831	-19099	Long UW	386436	-18966	Bullish	Bearish	86.32		1.69	44,870.20
10:47:36	247356	0		470509	0		223153	0	Bullish	Bearish	4.43		1.9	20,259.05	10:47:36	563374	-21		949831	0		386457	21	Bullish	Bearish	88.21		1.69	44,878.20
10:48:35	247356	0		470509	0		223153	0	Bullish	Bearish	4.43		1.9	20,259.05	10:48:35	563374	0		949831	0		386457	0	Bullish	Bearish	88.21		1.69	44,878.20
10:49:33	248971	1615		470785	276		221814	-1339	Bullish	Bearish	7.43		1.89	20,263.50	10:49:33	573133	9759		950920	1089		377787	-8670	Bullish	Bearish	104.64		1.66	44,885.95
10:50:34	248971	0		470785	0		221814	0	Bullish	Bullish	7.95		1.89	20,261.50	10:50:34	573131	-2		950920	0		377789	2	Bullish	Bullish	104.64		1.66	44,888.50
10:51:33	248971	0		470785	0		221814	0	Bullish	Bullish	7.48		1.89	20,264.00	10:51:33	573131	0		952099	1179		378968	1179	Bullish	Bullish	93.50		1.66	44,895.50
10:52:34	248125	-846		470898	113		222773	959	Bullish	Bearish	9.54		1.9	20,258.10	10:52:34	565843	-7288	Short C	952145	46		386302	7334	Bullish	Bullish	98.00		1.68	44,891.50
10:53:33	248135	10		470898	0		222763	-10	Bullish	Bearish	3.71		1.9	20,257.35	10:53:33	565838	-5		952145	0		386307	5	Bullish	Bearish	77.78		1.68	44,882.65
10:54:33	248135	0		470898	0		222763	0	Bullish	Bearish	4.35		1.9	20,257.35	10:54:33	565838	0		952145	0		386307	0	Bullish	Bearish	83.17		1.68	44,882.40
10:55:34	250893	2758		471022	124		220129	-2634	B																				

Nifty ATM	Nifty Spot	Nifty Pre C	Nifty Open	Nifty High	Nifty Low	India VIX	Current Expiry	Exp High	20,325.00	33.45	Not Break	Resistanc	20400	BN ATM	BN Spot	BN Pre CL	BN Open	BN High	BN Low	India VIX	Friday	Exp High	44,869.10	-82.00	Breakout	Resistanc	45000		
20250	20,267.90	20133.15	20,194.10	20,291.55	20,183.70	12.38	2023-12-07	Exp Low	20,063.20	120.50	Not Break	Support	20000	44800	44,814.20	44,481.75	44,580.15	44,951.10	44,531.75	12.38	Friday	Exp Low	44,291.20	240.55	Not Break	Support	44500		
Time	Call COI (Bearish ▼)	Call COI (+▲-▼)	Short Covering	Put COI (Bullish ▲)	Put COI (+▲-▼)	Long UW	NET Oi	+▲-▼	Net Oi Signal	Price Action Signal	VWAP Diff	Strike	Nifty PCR	Nifty LTP	Time	Call COI (Bearish ▼)	Call COI (+▲-▼)	Short Covering	Put COI (Bullish ▲)	Put COI (+▲-▼)	Long Unwinding	NET Oi	+▲-▼	Net Oi Signal	Price Action Signal	VWAP Diff	Strike	BN PCR	BN LTP
11:18:34	246170	0		489486	0		243316	0	Bullish	Bearish	11.47		1.99	20,264.00	11:18:34	601342	0		1000473	5342		399131	5342	Bullish	Bullish	101.31	1.66	44,890.90	
11:19:33	248503	2333		490330	844		241827	-1489	Bullish	Bearish	12.36		1.97	20,264.65	11:19:33	605671	4329		1000473	0		394802	-4329	Bullish	Bullish	105.15	1.65	44,890.40	
11:20:33	248503	0		490330	0		241827	0	Bullish	Bearish	14.69		1.97	20,262.40	11:20:33	605905	234		1000473	0		394568	-234	Bullish	Bearish	102.35	1.65	44,879.50	
11:21:33	248503	0		492041	1711		243538	1711	Bullish	Bearish	13.77		1.98	20,262.45	11:21:33	605916	11		1000473	0		394557	-11	Bullish	Bearish	113.58	1.65	44,879.35	
11:22:34	247465	-1038	Short C	492041	0		244576	1038	Bullish	Bearish	14.51		1.99	20,260.35	11:22:34	609296	3380		1002567	2094		393271	-1286	Bullish	Bearish	104.76	1.65	44,874.50	
11:23:33	247465	0		492041	0		244576	0	Bullish	Bearish	13.84		1.99	20,259.60	11:23:33	609283	-13		1002567	0		393284	13	Bullish	Bearish	102.35	1.65	44,874.70	
11:24:33	247465	0		492041	0		244576	0	Bullish	Bearish	13.77		1.99	20,256.90	11:24:33	609283	0		1002567	0		393284	0	Bullish	Bullish	100.29	1.65	44,865.90	
11:25:35	247079	-386		495814	3773		248735	4159	Bullish	Bearish	14.51		2.01	20,256.15	11:25:35	611808	2525		1004404	1837		392596	-688	Bullish	Bearish	92.69	1.64	44,872.20	
11:26:33	247079	0		495814	0		248735	0	Bullish	Bearish	11.23		2.01	20,257.80	11:26:33	611806	-2		1004404	0		392598	2	Bullish	Bearish	97.01	1.64	44,871.40	
11:27:33	247079	0		495814	0		248735	0	Bullish	Bullish	12.62		2.01	20,271.55	11:27:33	611806	0		1004404	0		392598	0	Bullish	Bullish	113.68	1.64	44,908.15	
11:28:34	244347	-2732	Short C	495409	-405		251062	2327	Bullish	Bullish	10.95		2.03	20,272.35	11:28:34	604492	-7314	Short C	1003125	-1279	Long UW	398633	6035	Bullish	Bullish	92.69	1.66	44,932.45	
11:29:35	244347	0		495409	0		251062	0	Bullish	Bullish	11.23		2.03	20,277.55	11:29:35	604492	0		1003125	0		398633	0	Bullish	Bullish	97.01	1.66	44,936.90	
11:30:34	244347	0		496924	1515		252577	1515	Bullish	Bullish	26.77		2.03	20,277.75	11:30:34	604492	0		1003276	151		398784	151	Bullish	Bullish	113.68	1.66	44,931.55	
11:31:34	243943	-404		496924	0		252981	404	Bullish	Bullish	27.64		2.04	20,277.55	11:31:34	597535	-6957	Short C	990354	-12922	Long UW	392819	-5965	Bullish	Bullish	142.56	1.66	44,929.95	
11:32:33	243943	0		496924	0		252981	0	Bullish	Bullish	24.79		2.04	20,275.95	11:32:33	597535	0		990354	0		392819	0	Bullish	Bullish	137.90	1.66	44,917.60	
11:33:34	243943	0		496924	0		252981	0	Bullish	Bullish	27.72		2.04	20,278.05	11:33:34	597535	0		990354	0		392819	0	Bullish	Bullish	142.56	1.66	44,917.40	
11:34:33	241840	-2103	Short C	502227	5303		260387	7406	Bullish	Bullish	27.72		2.08	20,275.30	11:34:33	613831	16296		1000974	10620		387143	-5676	Bullish	Bullish	113.01	1.63	44,913.15	
11:35:34	241840	0		502227	0		260387	0	Bullish	Bullish	24.92		2.08	20,274.90	11:35:34	613598	-233		1000974	0		387376	233	Bullish	Bullish	115.60	1.63	44,923.85	
11:36:35	241840	0		502227	0		260387	0	Bullish	Bullish	27.72		2.08	20,274.55	11:36:35	618733	5135		1000974	0		382241	-5135	Bullish	Bullish	115.60	1.62	44,917.05	
11:37:34	242428	588		502454	227		260026	-361	Bullish	Bullish	21.88		2.07	20,272.85	11:37:34	619975	1242		1005164	4190		385189	2948	Bullish	Bullish	115.60	1.62	44,921.45	
11:38:33	242428	0		502454	0		260026	0	Bullish	Bullish	24.47		2.07	20,271.80	11:38:33	619973	-2		1005207	43		385234	45	Bullish	Bullish	102.52	1.62	44,914.75	
11:39:33	242428	0		502454	0		260026	0	Bullish	Bullish	24.47		2.07	20,271.20	11:39:33	619973	0		1005207	0		385234	0	Bullish	Bullish	102.52	1.62	44,921.70	
11:40:34	243504	1076		502737	283		259233	-793	Bullish	Bullish	24.47		2.06	20,276.10	11:40:34	625253	5280		1005207	0		379954	-5280	Bullish	Bullish	102.52	1.61	44,931.95	
11:41:34	243504	0		502737	0		259233	0	Bullish	Bullish	24.47		2.06	20,278.70	11:41:34	625245	-8		1007861	2654		382616	2662	Bullish	Bullish	102.52	1.61	44,933.15	
11:42:36	243504	0		502737	0		259233	0	Bullish	Bullish	21.93		2.06	20,277.60	11:42:36	625245	0		1007861	0		382616	0	Bullish	Bullish	102.52	1.61	44,938.55	
11:43:37	245044	1540		502471	-266		257427	-1806	Bullish	Bearish	24.47		2.05	20,275.20	11:43:37	631075	5830		1001206	-6655	Long UW	370131	-12485	Bullish	Bullish	114.96	1.59	44,934.60	
11:44:35	245044	0		502471	0		257427	0	Bullish	Bearish	24.47		2.05	20,274.70	11:44:35	631068	-7		1001206	0		370138	7	Bullish	Bullish	102.52	1.59	44,941.15	
11:45:35	245672	628		502471	0		256799	-628	Bullish	Bullish	17.09		2.05	20,276.80	11:45:35	631068	0		1002760	1554		371692	1554	Bullish	Bullish	102.52	1.59	44,946.75	
11:46:34	245637	-35		499280	-3191	Long UW	253643	-3156	Bullish	Bearish	18.67		2.03	20,276.35	11:46:34	631307	239		1002760	0		371453	-239	Bullish	Bullish	116.87	1.59	44,929.95	
11:47:33	245637	0		499280	0		253643	0	Bullish	Bullish	18.67		2.03	20,275.75	11:47:33	631308	1		1002760	0		371452	-1	Bullish	Bullish	108.74	1.59	44,929.05	
11:48:34	245724	87		499280	0		253556	-87	Bullish	Bullish	15.72		2.03	20,277.50	11:48:34	631308	0		1002760	0		371452	0	Bullish	Bullish	91.16	1.59	44,929.95	
11:49:33	247246	1522		497576	-1704	Long UW	250330	-3226	Bullish	Bullish	15.72		2.01	20,277.20	11:49:33	614669	-16639	Short C	1006248	3488		391579	20127	Bullish	Bullish	116.87	1.64	44,926.90	
11:50:35	247246	0		497576	0		250330	0	Bullish	Bullish	18.67		2.01	20,277.55	11:50:35	614669	0		1006248	0		391579	0	Bullish	Bearish	116.87	1.64	44,919.65	
11:51:33	247246	0		497576	0		250330	0	Bullish	Bullish	18.67		2.01	20,276.35	11:51:33	614669	0		1006248	0		391579	0	Bullish	Bullish	98.42	1.64	44,928.05	
11:52:34	249014	1768		497518	-58		248504	-1826	Bullish	Bullish	18.67		2	20,276.00	11:52:34	620640	5971		1010363	4115		389723	-1856	Bullish	Bullish	99.90	1.63	44,922.70	
11:53:33	249014	0		497518	0		248504	0	Bullish	Bullish	16.21		2	20,277.30	11:53:33	620640	0		1010363	0		389723	0	Bullish	Bearish	99.52	1.63	44,929.00	
11:54:34	249014	0		497518	0		248504	0	Bullish	Bearish	17.07		2	20,276.80	11:54:34	620640	0		1010363	0		389723	0	Bullish	Bearish	116.87	1.63	44,919.15	
11:55:35	250818	1804		496183	-1335	Long UW	245365	-3139	Bullish	Bearish	18.67		1.98	20,277.50	11:55:35	617085	-3555	Short C	1015873	5510		398788	9065	Bullish	Bearish	99.14	1.65	44,920.50	
11:56:34	250818	0		496183	0		245365	0	Bullish	Bullish	16.19		1.98	20,277.45	11:56:34	617077	-8		1015873	0		398796	8	Bullish	Bearish	99.53	1.65	44,924.10	
11:57:35	250818	0		496183	0		245365	0	Bullish	Bullish	16.19		1.98	20,278.30	11:57:35	617077	0		1015873	0		398796	0	Bullish</					

Nifty ATM	Nifty Spot	Nifty Pre CL	Nifty Open	Nifty High	Nifty Low	India VIX	Current Expiry	Exp High	20,325.00	33.45	Not Break	Resistanc	20400	BN ATM	BN Spot	BN Pre CL	BN Open	BN High	BN Low	India VIX	Friday	Exp High	44,869.10	-82.00	Breakout	Resistanc	45000		
20250	20,267.90	20133.15	20,194.10	20,291.55	20,183.70	12.38	2023-12-07	Exp Low	20,063.20	120.50	Not Break	Support	20000	44800	44,814.20	44,481.75	44,580.15	44,951.10	44,531.75	12.38	44800	44,291.20	240.55	Not Break	Support	44500			
Time	Call COI (Bearish ▼)	Call COI (+▲-▼)	Short Covering	Put COI (Bullish ▲)	Put COI (+▲-▼)	Long UW	NET Oi	+▲-▼	Net Oi Signal	Price Action Signal	VWAP Diff	Strike	Nifty PCR	Nifty LTP	Time	Call COI (Bearish ▼)	Call COI (+▲-▼)	Short Covering	Put COI (Bullish ▲)	Put COI (+▲-▼)	Long Unwinding	NET Oi	+▲-▼	Net Oi Signal	Price Action Signal	VWAP Diff	Strike	BN PCR	BN LTP
12:20:33	241267	0	0	500275	0		259008	0	Bullish	Bearish	6.01		2.07	20,273.50	12:20:33	604197	-1	0	1005846	0		401649	1	Bullish	Bearish	30.59		1.66	44,871.60
12:21:34	241267	0	0	500275	0		259008	0	Bullish	Bearish	9.65		2.07	20,273.85	12:21:34	604197	0	0	1005846	0		401649	0	Bullish	Bearish	30.59		1.66	44,871.60
12:22:34	242437	1170	0	501757	1482		259320	312	Bullish	Bearish	11.23		2.07	20,272.75	12:22:34	610084	5887	0	1006974	1128		396890	-4759	Bullish	Bearish	57.84		1.65	44,855.90
12:23:33	242319	-118	0	501757	0		259438	118	Bullish	Bearish	12.18		2.07	20,275.80	12:23:33	610084	0	0	1006974	0		396890	0	Bullish	Bearish	65.98		1.65	44,877.15
12:24:33	242319	0	0	501757	0		259438	0	Bullish	Bearish	8.82		2.07	20,274.10	12:24:33	610084	0	0	1006974	0		396890	0	Bullish	Bearish	61.35		1.65	44,874.55
12:25:34	243683	1364	0	498154	-3603	Long UW	254471	-4967	Bullish	Bearish	8.07		2.04	20,271.90	12:25:34	614885	4801	0	1006475	-499		391590	-5300	Bullish	Bearish	49.98		1.64	44,864.00
12:26:50	243683	0	0	498154	0		254471	0	Bullish	Bearish	8.42		2.04	20,274.45	12:26:50	614885	0	0	1006475	0		391590	0	Bullish	Bearish	59.25		1.64	44,876.25
12:29:23	245138	1455	0	498414	260		253276	-1195	Bullish	Bearish	8.42		2.03	20,274.45	12:29:23	620293	5408	0	1005744	-731		385451	-6139	Bullish	Bearish	59.25		1.62	44,876.25
12:30:08	245138	0	0	498414	0		253276	0	Bullish	Bearish	8.91		2.03	20,275.25	12:30:08	620293	0	0	1005744	0		385451	0	Bullish	Bearish	62.57		1.62	44,884.45
12:30:33	245138	0	0	498414	0		253276	0	Bullish	Bullish	8.91		2.03	20,275.25	12:30:33	620293	0	0	1005744	0		385451	0	Bullish	Bullish	62.57		1.62	44,884.45
12:31:33	245138	0	0	497995	-419		252857	-419	Bullish	Bearish	8.99		2.03	20,274.60	12:31:33	623432	3139	0	1001013	-4731	Long UW	377581	-7870	Bullish	Bearish	57.84		1.61	44,880.60
12:32:35	247458	2320	0	497995	0		250537	-2320	Bullish	Bearish	5.87		2.01	20,270.25	12:32:35	623432	0	0	1001013	0		377581	0	Bullish	Bearish	57.84		1.61	44,866.20
12:33:33	247458	0	0	497995	0		250537	0	Bullish	Bearish	11.89		2.01	20,271.55	12:33:33	623432	0	0	1001013	0		377581	0	Bullish	Bearish	61.35		1.61	44,866.50
12:34:34	245020	-2438	Short C	497574	-421		252554	2017	Bullish	Bullish	8.07		2.03	20,274.95	12:34:34	628720	5288	0	999758	-1255	Long UW	371038	-6543	Bullish	Bullish	49.87		1.59	44,880.80
12:35:34	245020	0	0	497574	0		252554	0	Bullish	Bullish	8.64		2.03	20,274.95	12:35:34	628720	0	0	999758	0		371038	0	Bullish	Bullish	47.30		1.59	44,880.80
12:36:39	245020	0	0	497574	0		252554	0	Bullish	Bullish	8.13		2.03	20,274.95	12:36:39	628720	0	0	999758	0		371038	0	Bullish	Bullish	59.36		1.59	44,880.80
12:37:33	244076	-944	0	494437	-3137	Long UW	250361	-2193	Bullish	Bearish	12.69		2.03	20,274.95	12:37:33	629951	1231	0	997643	-2115	Long UW	367692	-3346	Bullish	Bullish	59.25		1.58	44,880.80
12:38:34	244076	0	0	494437	0		250361	0	Bullish	Bullish	10.48		2.03	20,274.95	12:38:34	629949	-2	0	997643	0		367694	2	Bullish	Bullish	72.12		1.58	44,880.80
12:39:34	244076	0	0	494437	0		250361	0	Bullish	Bullish	8.91		2.03	20,274.95	12:39:34	629949	0	0	997643	0		367694	0	Bullish	Bullish	65.34		1.58	44,880.80
12:40:34	243241	-835	0	495546	1109		252305	1944	Bullish	Bullish	8.99		2.04	20,277.25	12:40:34	635958	6009	0	991902	-5741	Long UW	355944	-11750	Bullish	Bullish	63.02		1.56	44,899.70
12:41:33	243241	0	0	495546	0		252305	0	Bullish	Bullish	8.99		2.04	20,278.05	12:41:33	635962	4	0	991902	0		355940	-4	Bullish	Bullish	79.59		1.56	44,896.40
12:42:35	243241	0	0	495546	0		252305	0	Bullish	Bullish	16.42		2.04	20,278.25	12:42:35	635962	0	0	991902	0		355940	0	Bullish	Bullish	57.73		1.56	44,900.40
12:43:33	245282	2041	0	497812	2266		252530	225	Bullish	Bullish	4.71		2.03	20,280.15	12:43:33	639834	3872	0	998628	6726		358794	2854	Bullish	Bullish	35.52		1.56	44,902.60
12:44:33	245282	0	0	497812	0		252530	0	Bullish	Bullish	13.97		2.03	20,275.25	12:44:33	639848	14	0	998628	0		358780	-14	Bullish	Bullish	67.59		1.56	44,893.85
12:45:34	245282	0	0	497812	0		252530	0	Bullish	Bullish	10.48		2.03	20,276.55	12:45:34	639848	0	0	998628	0		358780	0	Bullish	Bullish	64.37		1.56	44,902.65
12:46:34	246303	1021	0	498788	976		252485	-45	Bullish	Bullish	13.29		2.03	20,275.95	12:46:34	648441	8593	0	1000731	2103		352290	-6490	Bullish	Bullish	69.15		1.54	44,892.35
12:47:33	246303	0	0	498788	0		252485	0	Bullish	Bullish	13.49		2.03	20,278.00	12:47:33	648432	-9	0	1000731	0		352299	9	Bullish	Bullish	72.63		1.54	44,891.75
12:48:34	246303	0	0	498788	0		252485	0	Bullish	Bullish	17.78		2.03	20,277.55	12:48:34	648432	0	0	1000731	0		352299	0	Bullish	Bullish	67.38		1.54	44,885.25
12:49:34	246197	-106	0	500288	1500		254091	1606	Bullish	Bullish	12.64		2.03	20,275.55	12:49:34	651478	3046	0	1003375	2644		351897	-402	Bullish	Bullish	61.24		1.54	44,888.75
12:50:33	246197	0	0	500288	0		254091	0	Bullish	Bullish	14.43		2.03	20,275.80	12:50:33	651501	23	0	1003375	0		351874	-23	Bullish	Bullish	63.35		1.54	44,893.45
12:51:33	246197	0	0	500288	0		254091	0	Bullish	Bullish	13.97		2.03	20,276.10	12:51:33	651501	0	0	1003375	0		351874	0	Bullish	Bullish	65.03		1.54	44,892.10
12:52:37	245425	-772	0	502777	2489		257352	3261	Bullish	Bullish	16.01		2.05	20,276.20	12:52:37	653557	2056	0	1006431	3056		352874	1000	Bullish	Bullish	64.37		1.54	44,886.45
12:53:33	245425	0	0	502777	0		257352	0	Bullish	Bearish	13.40		2.05	20,276.05	12:53:33	653578	21	0	1006431	0		352853	-21	Bullish	Bearish	55.09		1.54	44,886.95
12:54:34	245425	0	0	502777	0		257352	0	Bullish	Bearish	14.04		2.05	20,275.70	12:54:34	653575	-3	0	1006431	0		352856	3	Bullish	Bearish	62.55		1.54	44,883.90
12:55:37	245425	0	0	505999	3222		260574	3222	Bullish	Bearish	16.43		2.06	20,277.05	12:55:37	650227	-3348	Short C	1008365	1934		358138	5282	Bullish	Bearish	48.23		1.55	44,885.50
12:56:33	245381	-44	0	505999	0		260618	44	Bullish	Bearish	16.71		2.06	20,277.55	12:56:33	650126	-101	0	1008365	0		358239	101	Bullish	Bearish	49.00		1.55	44,890.25
12:57:33	245381	0	0	505999	0		260618	0	Bullish	Bullish	13.97		2.06	20,279.95	12:57:33	650126	0	0	1008365	0		358239	0	Bullish	Bearish	65.03		1.55	44,890.35
12:58:28	243606	-1775	Short C	511147	5148		267541	6923	Bullish	Bullish	20.16		2.1	20,279.75	12:58:28	650187	61	0	1009509	1144		359322	1083	Bullish	Bearish	55.09		1.55	44,888.75
12:59:35	243606	0	0	511147	0		267541	0	Bullish	Bullish	15.73		2.1	20,276.30	12:59:35	650184	-3	0	1009509	0		359325	3	Bullish	Bearish	48.23		1.55	

Nifty ATM	Nifty Spot	Nifty Pre CL	Nifty Open	Nifty High	Nifty Low	India VIX	Current Expiry	Exp High	20,325.00	33.45	Not Break	Resistanc	20400	BN ATM	BN Spot	BN Pre CL	BN Open	BN High	BN Low	India VIX	Friday	Exp High	44,869.10	-82.00	Breakout	Resistanc	45000		
20250	20,267.90	20133.15	20,194.10	20,291.55	20,183.70	12.38	2023-12-07	Exp Low	20,063.20	120.50	Not Break	Support	20000	44800	44,814.20	44,481.75	44,580.15	44,951.10	44,531.75	12.38	Friday	Exp Low	44,291.20	240.55	Not Break	Support	44500		
Time	Call COI (Bearish ▼)	Call COI (+▲-▼)	Short Covering	Put COI (Bullish ▲)	Put COI (+▲-▼)	Long UW	NET Oi	+▲-▼	Net Oi Signal	Price Action Signal	VWAP Diff	Strike	Nifty PCR	Nifty LTP	Time	Call COI (Bearish ▼)	Call COI (+▲-▼)	Short Covering	Put COI (Bullish ▲)	Put COI (+▲-▼)	Long Unwinding	NET Oi	+▲-▼	Net Oi Signal	Price Action Signal	VWAP Diff	Strike	BN PCR	BN LTP
13:23:33	243087	0		522099	0		279012	0	Bullish	Bearish	10.57	2.15	20,271.80	13:23:33	680308	-53		1032466	0		352158	53	Bullish	Bullish	53.95	1.52	44,870.05		
13:24:34	243087	0		522099	0		279012	0	Bullish	Bearish	12.52	2.15	20,271.45	13:24:34	680308	0		1032466	0		352158	0	Bullish	Bullish	56.71	1.52	44,882.70		
13:25:34	244002	915		523316	1217		279314	302	Bullish	Bearish	13.56	2.14	20,273.45	13:25:34	679612	-696		1041685	9219		362073	9915	Bullish	Bullish	70.41	1.53	44,887.95		
13:26:33	243844	-158		523316	0		279472	158	Bullish	Bullish	14.25	2.15	20,275.65	13:26:33	679527	-85		1041685	0		362158	85	Bullish	Bullish	80.33	1.53	44,903.45		
13:27:33	243844	0		523316	0		279472	0	Bullish	Bullish	14.24	2.15	20,276.65	13:27:33	679528	1		1041685	0		362157	-1	Bullish	Bullish	78.57	1.53	44,893.85		
13:28:34	242625	-1219	Short C	523316	0		280691	1219	Bullish	Bearish	12.50	2.16	20,274.45	13:28:34	680783	1255		1041685	0		360902	-1255	Bullish	Bullish	78.57	1.53	44,893.35		
13:29:33	242625	0		520170	-3146	Long UW	277545	-3146	Bullish	Bearish	12.79	2.14	20,274.80	13:29:33	680783	0		1038322	-3363	Long UW	357539	-3363	Bullish	Bullish	73.38	1.53	44,895.45		
13:30:34	242625	0		520170	0		277545	0	Bullish	Bearish	14.73	2.14	20,273.20	13:30:34	680783	0		1038322	0		357539	0	Bullish	Bullish	73.38	1.53	44,889.95		
13:31:33	243530	905		520127	-43		276597	-948	Bullish	Bearish	15.72	2.14	20,273.95	13:31:33	686318	5535		1045329	7007		359011	1472	Bullish	Bullish	73.38	1.52	44,888.15		
13:32:33	243530	0		520127	0		276597	0	Bullish	Bullish	15.45	2.14	20,274.75	13:32:33	686318	0		1045329	0		359011	0	Bullish	Bullish	76.51	1.52	44,891.30		
13:33:33	243530	0		520127	0		276597	0	Bullish	Bullish	14.73	2.14	20,276.15	13:33:33	686320	2		1045329	0		359009	-2	Bullish	Bullish	76.08	1.52	44,894.55		
13:34:33	241857	-1673	Short C	523493	3366		281636	5039	Bullish	Bullish	16.87	2.16	20,276.35	13:34:33	676342	-9978	Short C	1040375	-4954	Long UW	364033	5024	Bullish	Bullish	75.67	1.54	44,895.90		
13:35:34	241825	-32		523493	0		281668	32	Bullish	Bullish	16.61	2.16	20,274.90	13:35:34	676317	-25		1040375	0		364058	25	Bullish	Bullish	79.57	1.54	44,892.60		
13:36:32	241825	0		523493	0		281668	0	Bullish	Bearish	15.45	2.16	20,266.60	13:36:32	676317	0		1040375	0		364058	0	Bullish	Bullish	78.11	1.54	44,881.15		
13:37:33	241825	0		534211	10718		292386	10718	Bullish	Bullish	15.45	2.21	20,271.50	13:37:33	682272	5955		1053121	12746		370849	6791	Bullish	Bullish	75.06	1.54	44,887.60		
13:38:34	245785	3960		534211	0		288426	-3960	Bullish	Bullish	17.58	2.17	20,274.45	13:38:34	682272	0		1053121	0		370849	0	Bullish	Bullish	87.43	1.54	44,915.85		
13:39:34	245785	0		534211	0		288426	0	Bullish	Bullish	17.58	2.17	20,277.25	13:39:34	682272	0		1053121	0		370849	0	Bullish	Bullish	87.43	1.54	44,914.50		
13:40:34	244806	-979		534211	0		289405	979	Bullish	Bearish	16.87	2.18	20,274.50	13:40:34	678387	-3885	Short C	1058493	5372		380106	9257	Bullish	Bullish	82.75	1.56	44,911.00		
13:41:35	244806	0		528949	-5262	Long UW	284143	-5262	Bullish	Bullish	16.87	2.16	20,276.00	13:41:35	678390	3		1058561	68		380171	65	Bullish	Bullish	69.93	1.56	44,915.90		
13:42:41	244806	0		528949	0		284143	0	Bullish	Bullish	16.87	2.16	20,277.65	13:42:41	678379	-11		1058561	0		380182	11	Bullish	Bullish	97.17	1.56	44,932.20		
13:43:35	245247	441		529144	195		283897	-246	Bullish	Bullish	17.29	2.16	20,279.80	13:43:35	671200	-7179	Short C	1058561	0		387361	7179	Bullish	Bullish	107.10	1.58	44,931.40		
13:44:33	245242	-5		529144	0		283902	5	Bullish	Bullish	16.61	2.16	20,274.75	13:44:33	671195	-5		1061617	3056		390422	3061	Bullish	Bullish	104.81	1.58	44,913.55		
13:45:33	245242	0		529144	0		283902	0	Bullish	Bearish	16.41	2.16	20,273.65	13:45:33	671195	0		1061617	0		390422	0	Bullish	Bullish	84.26	1.58	44,912.70		
13:46:33	243809	-1433	Short C	528087	-1057	Long UW	284278	376	Bullish	Bearish	16.66	2.17	20,275.85	13:46:33	666461	-4734	Short C	1061617	0		395156	4734	Bullish	Bullish	78.11	1.59	44,919.15		
13:47:34	243809	0		528087	0		284278	0	Bullish	Bullish	23.30	2.17	20,277.45	13:47:34	666464	3		1076032	14415		409568	14412	Bullish	Bullish	78.11	1.61	44,909.50		
13:48:34	243809	0		528087	0		284278	0	Bullish	Bullish	23.08	2.17	20,275.85	13:48:34	666460	-4		1076032	0		409572	4	Bullish	Bullish	75.06	1.61	44,912.80		
13:49:33	240847	-2962	Short C	528087	0		28740	2962	Bullish	Bullish	21.88	2.19	20,276.45	13:49:33	665948	-512		1078936	2904		412988	3416	Bullish	Bullish	75.06	1.62	44,911.60		
13:50:33	240557	-290		533584	5497		293027	2967	Bullish	Bullish	15.34	2.22	20,278.55	13:50:33	665950	2		1078979	43		413029	41	Bullish	Bullish	83.65	1.62	44,914.85		
13:51:32	240557	0		533584	0		293027	0	Bullish	Bullish	25.09	2.22	20,280.25	13:51:32	665949	-1		1078979	0		413030	1	Bullish	Bearish	77.37	1.62	44,911.30		
13:52:34	240557	0		533104	-480		292547	-480	Bullish	Bullish	27.53	2.22	20,281.40	13:52:34	665661	-288		1080765	1786		415104	2074	Bullish	Bullish	101.24	1.62	44,922.15		
13:53:33	238675	-1882	Short C	533104	0		294429	1882	Bullish	Bullish	17.33	2.23	20,279.55	13:53:33	665659	-2		1080765	0		415106	2	Bullish	Bullish	82.75	1.62	44,915.40		
13:54:36	238675	0		533104	0		294429	0	Bullish	Bullish	20.74	2.23	20,276.80	13:54:36	665647	-12		1080765	0		415118	12	Bullish	Bullish	89.70	1.62	44,920.60		
13:55:35	236073	-2602	Short C	535549	2445		299476	5047	Bullish	Bearish	19.97	2.27	20,276.75	13:55:35	665647	0		1082951	2186		417304	2186	Bullish	Bearish	97.17	1.63	44,922.90		
13:56:33	236073	0		535549	0		299476	0	Bullish	Bearish	17.29	2.27	20,279.55	13:56:33	667740	2093		1082951	0		415211	-2093	Bullish	Bearish	92.68	1.62	44,930.40		
13:57:33	236073	0		535549	0		299476	0	Bullish	Bearish	25.37	2.27	20,274.25	13:57:33	667740	0		1082951	0		415211	0	Bullish	Bearish	84.26	1.62	44,910.25		
13:58:33	233497	-2576	Short C	539991	4442		306494	7018	Bullish	Bullish	23.30	2.31	20,275.40	13:58:33	667740	0		1082951	0		415211	0	Bullish	Bearish	87.79	1.62	44,909.55		
13:59:34	233460	-37		539991	0		306531	37	Bullish	Bearish	21.88	2.31	20,275.30	13:59:34	665864	-1876	Short C	1089386	6435		423522	8311	Bullish	Bearish	87.88	1.64	44,912.75		
14:00:33	233460	0		539991	0		306531	0	Bullish	Bearish	21.51	2.31	20,275.60	14:00:33	665864	0		1089386	0		423522	0	Bullish	Bullish	83.65	1.64	44,919.35		
14:01:34	233425	-35		540149	158		306724	193	Bullish	Bullish	23.43	2.31	20,278.80	14:01:34	668894	3030		1089578	192		420684	-2838	Bullish	Bullish	90.69	1.63	44,916.45		
14:02:34	233425	0		540149	0		306724	0	Bullish	Bullish	25.01	2.31	20,280.95	14:02:34	668894	0		1089578	0		420684	0	Bullish	Bullish	94.67	1.63	44,927.35		
14:03:33	233425	0		540149	0		306724	0	Bullish	Bullish	21.61	2.31	20,280.70	14:03:33	668894	0		1089578	0		420684	0	Bullish	Bullish	92.68	1.63	44,925.70		
14:04:33	231469	-1956	Short C	538746	-1403	Long UW	307277	553	Bullish	Bullish	24.14	2.33	20,281.40	14:04:33	668981	87		1087634	-1944	Long UW	418653	-2031	Bullish	Bullish	87.79	1.63	44,932.35		
14:05:33	231469	0		538746	0		307277	0	Bullish	Bullish	26.74	2.33	20,283.25	14:05:33	668975	-6		1087617	-17		418642	-11	Bullish	Bullish	99.70	1.63	44,930.85		
14:06:35	231469	0		538746	0		307277	0	Bullish	Bullish	35.90	2.33	20,289.20	14:06:35	668975	0		1087617	0		418642	0	Bullish	Bullish	90.69	1.63	44,941.45		
14:07:33	228049	-3420	Short C	531629	-7117	Long UW	303580	-3697	Bullish	Bullish	25.01	2.33	20,288.90	14:07:33	668590	-385		1087617	0		419027	385	Bullish	Bullish	94.67	1.63	44,935.55		
14:08:33	228049	0		531629	0		303580	0	Bullish	Bullish</																			

Nifty ATM	Nifty Spot	Nifty Pre C	Nifty Open	Nifty High	Nifty Low	India VIX	Current Expiry	Exp High	20,325.00	33.45	Not Break	Resistanc	20400	BN ATM	BN Spot	BN Pre CL	BN Open	BN High	BN Low	India VIX	Friday	Exp High	44,869.10	-82.00	Breakout	Resistanc	45000		
20250	20,267.90	20133.15	20,194.10	20,291.55	20,183.70	12.38	2023-12-07	Exp Low	20,063.20	120.50	Not Break	Support	20000	44800	44,814.20	44,481.75	44,580.15	44,951.10	44,531.75	12.38	Friday	Exp Low	44,291.20	240.55	Not Break	Support	44500		
Time	Call COI (Bearish ▼)	Call COI (+▲▼)	Short Covering	Put COI (Bullish ▲)	Put COI (+▲▼)	Long UW	NET Oi	+▲▼	Net Oi Signal	Price Action Signal	VWAP Diff	Strike	Nifty PCR	Nifty LTP	Time	Call COI (Bearish ▼)	Call COI (+▲▼)	Short Covering	Put COI (Bullish ▲)	Put COI (+▲▼)	Long Unwinding	NET Oi	+▲▼	Net Oi Signal	Price Action Signal	VWAP Diff	Strike	BN PCR	BN LTP
14:25:33	220628			547144	2749		326516	2749	Bullish	Bearish	22.82		2.48	20,278.25	14:25:33	656986	9989		1054804	4156		397818	-5833	Bullish	Bullish	68.97		1.61	44,900.80
14:26:33	220097	-531		547144	0		327047	531	Bullish	Bearish	22.80		2.49	20,277.05	14:26:33	656989	3		1054804	0		397815	-3	Bullish	Bullish	75.39		1.61	44,901.25
14:27:33	220097	0		547144	0		327047	0	Bullish	Bullish	19.74		2.49	20,277.25	14:27:33	656989	0		1054804	0		397815	0	Bullish	Bullish	62.15		1.61	44,889.25
14:28:33	220174	77		547144	0		326970	-77	Bullish	Bearish	20.28		2.49	20,273.90	14:28:33	656986	-3		1054804	0		397818	3	Bullish	Bullish	68.97		1.61	44,877.05
14:29:34	220174	0		544312	-2832	Long UW	324138	-2832	Bullish	Bearish	21.84		2.47	20,271.70	14:29:34	657083	97		1056235	1431		399152	1334	Bullish	Bullish	55.83		1.61	44,880.10
14:30:35	220174	0		544312	0		324138	0	Bullish	Bearish	21.84		2.47	20,268.15	14:30:35	657083	0		1056235	0		399152	0	Bullish	Bearish	42.22		1.61	44,873.10
14:31:34	221886	1712		548738	4426		326852	2714	Bullish	Bearish	19.74		2.47	20,269.65	14:31:34	657083	0		1056235	0		399152	0	Bullish	Bearish	64.21		1.61	44,869.60
14:32:33	221886	0		548738	0		326852	0	Bullish	Bearish	15.43		2.47	20,266.35	14:32:33	658172	1089		1052862	-3373	Long UW	394690	-4462	Bullish	Bearish	49.48		1.6	44,866.30
14:33:36	221886	0		548738	0		326852	0	Bullish	Bearish	20.32		2.47	20,260.70	14:33:36	658172	0		1052862	0		394690	0	Bullish	Bearish	55.83		1.6	44,854.75
14:34:36	219755	-2131	Short C	557627	8889		337872	11020	Bullish	Bearish	20.32		2.54	20,265.75	14:34:36	654647	-3525	Short C	1057609	4747		402962	8272	Bullish	Bearish	55.83		1.62	44,857.15
14:35:33	219755	0		557627	0		337872	0	Bullish	Bearish	20.33		2.54	20,267.70	14:35:33	654688	41		1057609	0		402921	-41	Bullish	Bearish	42.22		1.62	44,859.30
14:36:33	219755	0		557627	0		337872	0	Bullish	Bearish	20.01		2.54	20,263.70	14:36:33	654688	0		1057609	0		402921	0	Bullish	Bearish	45.99		1.62	44,846.25
14:37:44	222502	2747		559806	2179		337304	-568	Bullish	Bearish	15.32		2.52	20,261.50	14:37:44	657829	3141		1052930	-4679	Long UW	395101	-7820	Bullish	Bearish	51.88		1.6	44,835.60
14:38:33	222502	0		559806	0		337304	0	Bullish	Bearish	15.32		2.52	20,260.15	14:38:33	657829	0		1052930	0		395101	0	Bullish	Bearish	51.88		1.6	44,827.65
14:39:34	222502	0		559806	0		337304	0	Bullish	Bearish	19.13		2.52	20,256.85	14:39:34	657829	0		1052930	0		395101	0	Bullish	Bearish	14.21		1.6	44,816.95
14:40:34	223129	627		559806	0		336677	-627	Bullish	Bearish	10.79		2.51	20,256.90	14:40:34	652456	-5373	Short C	1052930	0		400474	5373	Bullish	Bearish	39.33		1.61	44,818.40
14:41:34	223129	0		563826	4020		340697	4020	Bullish	Bearish	10.79		2.53	20,254.40	14:41:34	652438	-18		1043279	-9651	Long UW	390841	-9633	Bullish	Bearish	39.33		1.6	44,802.15
14:42:34	223129	0		563826	0		340697	0	Bullish	Bearish	11.03		2.53	20,259.25	14:42:34	652438	0		1043279	0		390841	0	Bullish	Bearish	-1.08		1.6	44,812.30
14:43:34	227210	4081		562286	-1540	Long UW	335076	-5621	Bullish	Bearish	7.17		2.47	20,256.65	14:43:34	661745	9307		1028642	-14637	Long UW	366937	-23944	Bullish	Bearish	-5.84		1.55	44,804.10
14:44:35	227210	0		562286	0		335076	0	Bullish	Bearish	11.11		2.47	20,251.25	14:44:35	661705	-40		1028642	0		366937	40	Bullish	Bearish	45.99		1.55	44,782.15
14:45:33	227210	0		562286	0		335076	0	Bullish	Bearish	20.01		2.47	20,246.00	14:45:33	661705	0		1028642	0		366937	0	Bullish	Bearish	-43.28	Buy 45100 PE	1.55	44,755.45
14:46:33	227210	0		557432	-4854	Long UW	330222	-4854	Bullish	Bearish	0.44		2.45	20,251.95	14:46:33	651583	-10122	Short C	989614	-39028	Long UW	338031	-28906	Bullish	Bearish	43.50	Buy 44500 CE	1.52	44,784.30
14:47:35	224652	-2558	Short C	557432	0		332780	2558	Bullish	Bearish	13.91		2.48	20,248.65	14:47:35	651575	-8		989614	0		338039	8	Bullish	Bearish	14.21		1.52	44,767.15
14:48:36	224652	0		557432	0		332780	0	Bullish	Bearish	-2.79		2.48	20,246.55	14:48:36	651575	0		989614	0		338039	0	Bullish	Bearish	-43.28	Buy 45100 PE	1.52	44,767.70
14:49:33	224885	233		554491	-2941	Long UW	329606	-3174	Bullish	Bearish	8.16		2.47	20,254.10	14:49:33	651575	0		976897	-12717	Long UW	325322	-12717	Bullish	Bearish	-1.08		1.5	44,770.25
14:50:33	224885	0		554491	0		329606	0	Bullish	Bullish	8.23		2.47	20,261.75	14:50:33	677874	26299		976897	0		299023	-26299	Bullish	Bearish	-5.84		1.44	44,797.95
14:51:33	224885	0		554491	0		329606	0	Bullish	Bullish	8.23		2.47	20,261.65	14:51:33	677874	0		976897	0		299023	0	Bullish	Bearish	-12.65		1.44	44,790.30
14:52:33	231040	6155		554491	0		323451	-6155	Bullish	Bullish	2.20		2.4	20,267.05	14:52:33	681923	4049		976897	0		294974	-4049	Bullish	Bullish	-25.95		1.43	44,833.55
14:53:35	231040	0		540649	-13842	Long UW	309609	-13842	Bullish	Bullish	7.17		2.34	20,267.15	14:53:35	681923	0		942961	-33936	Long UW	261038	-33936	Bullish	Bullish	3.15		1.38	44,828.10
14:54:35	231040	0		540649	0		309609	0	Bullish	Bullish	6.64		2.34	20,258.25	14:54:35	681923	0		942961	0		261038	0	Bullish	Bearish	25.87	Buy 44500 CE	1.38	44,781.10
14:55:33	229557	-1483	Short C	528588	-12061	Long UW	299031	-10578	Bullish	Bullish	4.77		2.3	20,262.30	14:55:33	668361	-13562	Short C	942961	0		274600	13562	Bullish	Bearish	-45.26	Buy 45100 PE	1.41	44,794.95
14:56:33	229557	0		528588	0		299031	0	Bullish	Bullish	2.21		2.3	20,265.30	14:56:33	668361	0		911854	-31107	Long UW	243493	-31107	Bullish	Bearish	-15.07		1.36	44,804.10
14:57:33	229557	0		528588	0		299031	0	Bullish	Bullish	4.80		2.3	20,265.75	14:57:33	668361	0		911854	0		243493	0	Bullish	Bullish	-45.26		1.36	44,804.00
14:58:33	229557	0		523326	-5262	Long UW	293769	-5262	Bullish	Bullish	2.44		2.28	20,265.75	14:58:33	676608	8247		899055	-12799	Long UW	222447	-21046	Bullish	Bullish	-5.27		1.33	44,804.00
14:59:33	229805	248		523326	0		293521	-248	Bullish	Bullish	2.09		2.28	20,259.45	14:59:33	676608	0		899043	-12		222435	-12	Bullish	Bearish	-31.64		1.33	44,781.85
15:00:33	229805	0		523326	0		293521	0	Bullish	Bullish	3.28		2.28	20,261.20	15:00:33	676608	0		899043	0		222435	0	Bullish	Bullish	-16.53		1.33	44,791.25
15:01:33	222853	-6952	Short C	523326	0		300473	6952	Bullish	Bullish	0.44		2.35	20,270.50	15:01:33	676608	0		899043	0		222435	0	Bullish	Bullish	-18.52		1.33	44,792.35
15:02:33	222853	0		509215	-14111	Long UW	286362	-14111	Bullish	Bullish	1.30		2.28	20,266.60	15:02:33	674379	-2229	Short C	886896	-12147	Long UW	212517	-9918	Bullish	Bullish	4.93		1.32	44,785.00
15:03:33	222853	0		509215	0		286362	0	Bullish	Bullish	6.59		2.28	20,270.90	15:03:33	674376	-3		886896	0		212520	3	Bullish	Bullish	-25.95		1.32	44,804.10
15:																													

Nifty ATM	Nifty Spot	Nifty Pre C	Nifty Open	Nifty High	Nifty Low	India VIX	Current Expiry	Exp High	20,325.00	33.45	Not Break	Resistanc	20400	BN ATM	BN Spot	BN Pre CL	BN Open	BN High	BN Low	India VIX	Friday		Exp High	44,869.10	-82.00	Breakout	Resistanc	45000	
20250	20,267.90	20133.15	20,194.10	20,291.55	20,183.70	12.38	2023-12-07	Exp Low	20,063.20	120.50	Not Break	Support	20000	44800	44,814.20	44,481.75	44,580.15	44,951.10	44,531.75	12.38			Exp Low	44,291.20	240.55	Not Break	Support	44500	
Time	Call COI (Bearish ▼)	Call COI (+▲-▼)	Short Covering	Put COI (Bullish ▲)	Put COI (+▲-▼)	Long UW	NET Oi	+▲-▼	Net Oi Signal	Price Action Signal	VWAP Diff	Strike	Nifty PCR	Nifty LTP	Time	Call COI (Bearish ▼)	Call COI (+▲-▼)	Short Covering	Put COI (Bullish ▲)	Put COI (+▲-▼)	Long Unwinding	NET Oi	+▲-▼	Net Oi Signal	Price Action Signal	VWAP Diff	Strike	BN PCR	BN LTP
15:27:34	149290	0		379837	0		230547	0	Bullish	Bullish	2.31		2.54	20,269.80	15:27:34	540113	0		687589	0		147476	0	Bullish	Bullish	7.30		1.27	44,836.45
15:28:28	149290	0		379837	0		230547	0	Bullish	Bearish	1.49		2.54	20,264.25	15:28:28	540113	0		687589	0		147476	0	Bullish	Bullish	10.16		1.27	44,839.65
15:29:36	138564	-10726	Short C	360301	-19536	Long UW	221737	-8810	Bullish	Bearish	-3.41		2.6	20,258.65	15:29:36	500247	-39866	Short C	653919	-33670	Long UW	153672	6196	Bullish	Bullish	10.96		1.31	44,823.00
15:30:34	138564	0		360301	0		221737	0	Bullish	Bearish	-9.99		2.6	20,254.35	15:30:34	500247	0		653919	0		153672	0	Bullish	Bearish	-0.66		1.31	44,804.65
15:31:34	138564	0		360301	0		221737	0	Bullish	Bearish	-13.25	Buy 20400 PE	2.6	20,248.95	15:31:34	500247	0		653919	0		153672	0	Bullish	Bearish	-10.12		1.31	44,791.45

Nifty ATM	Nifty Spot	Nifty Pre C	Nifty Open	Nifty High	Nifty Low	India VIX	Current Expiry	Exp High	20,325.00	33.45	Not Break	Resistanc	20400	BN ATM	BN Spot	BN Pre CL	BN Open	BN High	BN Low	India VIX	Friday	Exp High	44,869.10	-82.00	Breakout	Resistanc	45000		
20250	20,267.90	20133.15	20,194.10	20,291.55	20,183.70	12.38	2023-12-07	Exp Low	20,063.20	120.50	Not Break	Support	20000	44800	44,814.20	44,481.75	44,580.15	44,951.10	44,531.75	12.38		Exp Low	44,291.20	240.55	Not Break	Support	44500		
Time	Call COI (Bearish ▼)	Call COI (+▲▼)	Short Covering	Put COI (Bullish ▲)	Put COI (+▲▼)	Long UW	NET Oi	+▲▼	Net Oi Signal	Price Action Signal	VWAP Diff	Strike	Nifty PCR	Nifty LTP	Time	Call COI (Bearish ▼)	Call COI (+▲▼)	Short Covering	Put COI (Bullish ▲)	Put COI (+▲▼)	Long Unwinding	NET Oi	+▲▼	Net Oi Signal	Price Action Signal	VWAP Diff	Strike	BN PCR	BN LTP
09:14:33	175319	0	0	123813	0	0	-51506	0	Bearish	Wait	43.50	20200	0.71	20,194.10	09:14:33	241931	0	0	79580	0	0	-162351	0	Bearish	Wait	47.46	44600	0.33	44,580.15
09:15:34	175319	0	0	123813	0	0	-51506	0	Bearish	Wait	43.50	20200	0.71	20,194.10	09:15:34	241931	0	0	79580	0	0	-162351	0	Bearish	Wait	47.46	44600	0.33	44,580.15
09:16:37	89317	-86002	Short C	123813	0	0	34496	86002	Bullish	Wait	4.11	20200	1.39	20,205.20	09:16:37	241931	0	0	62427	-17153	Long UW	-179504	-17153	Bearish	Wait	12.82	44600	0.26	44,565.80
09:17:32	89317	0	0	78431	-45382	Long UW	-10886	-45382	Bullish	Wait	3.03	20200	0.88	20,208.00	09:17:32	174856	-67075	Short C	62428	1	0	-112428	67076	Bearish	Wait	13.77	44600	0.36	44,567.55
09:18:37	89317	0	0	78431	0	0	-10886	0	Bearish	Wait	-0.59	20200	0.88	20,205.40	09:18:37	174856	0	0	62428	0	0	-112428	0	Bearish	Wait	13.77	44600	0.36	44,579.35
09:19:33	128631	39314	0	144549	66118	0	15918	26804	Bullish	Wait	8.33	20200	1.12	20,221.65	09:19:33	258403	83547	0	154800	92372	0	-103603	8825	Bearish	Wait	17.93	44600	0.6	44,616.05
09:20:33	128631	0	0	144549	0	0	15918	0	Bullish	Wait	16.27	20200	1.12	20,224.00	09:20:33	258403	0	0	154800	0	0	-103603	0	Bearish	Wait	43.44	44600	0.6	44,618.40
09:21:33	128631	0	0	144549	0	0	15918	0	Bullish	Wait	13.47	20200	1.12	20,222.45	09:21:33	328670	70267	0	208947	54147	0	-119723	-16120	Bearish	Wait	44.18	44600	0.64	44,620.00
09:22:34	150581	21950	0	210234	65685	0	59653	43735	Bullish	Wait	16.53	20200	1.4	20,223.40	09:22:34	344605	15935	0	247561	38614	0	-97044	22679	Bearish	Wait	45.56	44600	0.72	44,640.30
09:23:35	150581	0	0	210234	0	0	59653	0	Bullish	Wait	12.43	20200	1.4	20,215.55	09:23:35	344605	0	0	247561	0	0	-97044	0	Bearish	Wait	44.53	44600	0.72	44,632.80
09:24:34	174253	23672	0	265270	55036	0	91017	31364	Bullish	Wait	7.51	20200	1.52	20,217.20	09:24:34	426049	81444	0	247561	0	0	-178488	-81444	Bearish	Wait	44.75	44700	0.58	44,651.10
09:25:33	174253	0	0	265270	0	0	91017	0	Bullish	Wait	7.51	20200	1.52	20,219.65	09:25:33	426049	0	0	326619	79058	0	-99430	79058	Bearish	Wait	54.07	44700	0.77	44,663.70
09:26:33	174253	0	0	265270	0	0	91017	0	Bullish	Wait	9.24	20200	1.52	20,218.15	09:26:33	426049	0	0	326619	0	0	-99430	0	Bearish	Wait	48.96	44600	0.77	44,647.55
09:27:34	191708	17455	0	265270	0	0	73562	-17455	Bullish	Bullish	12.79	20250	1.38	20,229.50	09:27:34	426049	0	0	344876	18257	0	-81173	18257	Bearish	Bullish	58.68	44700	0.81	44,667.40
09:28:33	191708	0	0	292492	27222	0	100784	27222	Bullish	Bullish	15.08	20250	1.53	20,227.90	09:28:33	453740	27691	0	387548	42672	0	-66192	14981	Bearish	Bullish	53.22	44700	0.85	44,666.25
09:29:33	191708	0	0	292492	0	0	100784	0	Bullish	Bullish	13.49	20200	1.53	20,221.00	09:29:33	453740	0	0	387548	0	0	-66192	0	Bearish	Bullish	75.30	44700	0.85	44,659.65
09:30:34	191708	0	0	322732	30240	0	131024	30240	Bullish	Bullish	15.28	20250	1.68	20,226.05	09:30:34	453740	0	0	387548	0	0	-66192	0	Bearish	Bullish	70.18	44700	0.85	44,671.20
09:31:34	205882	14174	0	322732	0	0	116850	-14174	Bullish	Bullish	14.01	20250	1.57	20,227.65	09:31:34	478602	24862	0	452170	64622	0	-26432	39760	Bearish	Bullish	80.33	44700	0.94	44,670.50
09:32:33	205882	0	0	322732	0	0	116850	0	Bullish	Bullish	13.99	20250	1.57	20,230.15	09:32:33	478602	0	0	452170	0	0	-26432	0	Bearish	Bullish	68.62	44700	0.94	44,656.60
09:33:33	205882	0	0	322732	0	0	116850	0	Bullish	Bullish	17.13	20250	1.57	20,230.70	09:33:33	504950	26348	0	452170	0	0	-52780	-26348	Bearish	Bullish	61.42	44700	0.9	44,659.15
09:34:34	212289	6407	0	336737	14005	0	124448	7598	Bullish	Bullish	17.74	20250	1.59	20,233.55	09:34:34	504950	0	0	508684	56514	0	3734	56514	Bullish	Bullish	58.20	44700	1.01	44,666.55
09:35:34	212289	0	0	336737	0	0	124448	0	Bullish	Bullish	22.83	20250	1.59	20,228.60	09:35:34	504950	0	0	508762	78	0	3812	78	Bullish	Bullish	93.35	44700	1.01	44,684.85
09:36:34	212289	0	0	336737	0	0	124448	0	Bullish	Bullish	5.06	20200	1.59	20,222.75	09:36:34	506351	1401	0	554489	45727	0	48138	44326	Bullish	Bullish	77.37	44700	1.1	44,681.95
09:37:34	217513	5224	0	361410	24673	0	143897	19449	Bullish	Bullish	5.06	20200	1.66	20,222.40	09:37:34	506351	0	0	554653	164	0	48302	164	Bullish	Bullish	81.55	44700	1.1	44,706.45
09:38:33	217513	0	0	361410	0	0	143897	0	Bullish	Bullish	3.38	20200	1.66	20,220.85	09:38:33	506351	0	0	554653	0	0	48302	0	Bullish	Bullish	90.31	44700	1.1	44,720.50
09:39:36	217513	0	0	371123	9713	0	153610	9713	Bullish	Bearish	-1.04	20200	1.71	20,213.55	09:39:36	506351	0	0	554653	0	0	48302	0	Bullish	Bullish	55.03	44700	1.1	44,708.00
09:40:33	229824	12311	0	371123	0	0	141299	-12311	Bullish	Bearish	3.59	20200	1.61	20,218.40	09:40:33	523704	17353	0	590000	35347	0	66296	17994	Bullish	Bullish	86.03	44700	1.13	44,740.80
09:41:45	229824	0	0	371123	0	0	141299	0	Bullish	Bearish	1.93	20200	1.61	20,220.60	09:41:45	523704	0	0	590000	0	0	66296	0	Bullish	Bullish	86.31	44700	1.13	44,725.80
09:42:33	229824	0	0	371123	0	0	141299	0	Bullish	Bullish	5.89	20200	1.61	20,224.05	09:42:33	523704	0	0	590000	0	0	66296	0	Bullish	Bullish	96.87	44700	1.13	44,747.30
09:43:34	234677	4853	0	376403	5280	0	141726	427	Bullish	Bearish	4.83	20200	1.6	20,221.05	09:43:34	523002	-702	0	641321	51321	0	118319	52023	Bullish	Bullish	81.53	44700	1.23	44,728.65
09:44:34	234677	0	0	376403	0	0	141726	0	Bullish	Bearish	4.65	20200	1.6	20,229.00	09:44:34	523002	0	0	641321	0	0	118319	0	Bullish	Bullish	92.20	44800	1.23	44,758.00
09:45:34	240981	6304	0	382570	6167	0	141589	-137	Bullish	Bearish	4.71	20200	1.59	20,220.80	09:45:34	523002	0	0	641321	0	0	118319	0	Bullish	Bullish	79.27	44700	1.23	44,742.10
09:46:34	240981	0	0	382570	0	0	141589	0	Bullish	Bearish	1.33	20200	1.59	20,218.65	09:46:34	536838	13836	0	669627	28306	0	132789	14470	Bullish	Bullish	72.76	44700	1.25	44,741.75
09:47:33	240981	0	0	382570	0	0	141589	0	Bullish	Bearish	3.42	20200	1.59	20,221.55	09:47:33	536838	0	0	669627	0	0	132789	0	Bullish	Bullish	83.85	44800	1.25	44,756.55
09:48:35	240981	0	0	382570	0	0	141589	0	Bullish	Bearish	3.65	20200	1.59	20,219.20	09:48:35	547532	10694	0	669627	0	0	122095	-10694	Bullish	Bullish	75.72	44700	1.22	44,735.55
09:49:33	243861	2880	0	392319	9749	0	148458	6869	Bearish	Bearish	0.64	20200	1.61	20,220.35	09:49:33	547499	-33	0	685887	16260	0	138388	16293	Bullish	Bullish	50.03	44700	1.25	44,727.35
09:50:33	243861	0	0	392319	0	0	148458	0	Bullish	Bullish	11.37	20250	1.61	20,226.75	09:50:33	547499	0	0	685887	0	0	138388	0	Bullish	Bullish	77.97	44800	1.25	44,797.40

Nifty ATM	Nifty Spot	Nifty Pre Cl	Nifty Open	Nifty High	Nifty Low	India VIX	Current Expiry	Exp High	20,325.00	33.45	Not Break	Resistanc	20400	BN ATM	BN Spot	BN Pre CL	BN Open	BN High	BN Low	India VIX	Friday	Exp High	44,869.10	-82.00	Breakout	Resistanc	45000		
20250	20,267.90	20133.15	20,194.10	20,291.55	20,183.70	12.38	2023-12-07	Exp Low	20,063.20	120.50	Not Break	Support	20000	44800	44,814.20	44,481.75	44,580.15	44,951.10	44,531.75	12.38	Observer	Exp Low	44,291.20	240.55	Not Break	Support	44500		
Time	Call COI (Bearish ▼)	Call COI (+▲-▼)	Short Covering	Put COI (Bullish ▲)	Put COI (+▲-▼)	Long UW	NET Oi	+▲-▼	Net Oi Signal	Price Action Signal	VWAP Diff	Strike	Nifty PCR	Nifty LTP	Time	Call COI (Bearish ▼)	Call COI (+▲-▼)	Short Covering	Put COI (Bullish ▲)	Put COI (+▲-▼)	Long Unwinding	NET Oi	+▲-▼	Net Oi Signal	Price Action Signal	VWAP Diff	Strike	BN PCR	BN LTP
10:16:33	221175	9276		474176	3654		253001	-5622	Bullish	Bullish	21.02	20250	2.14	20,255.60	10:16:33	529434	11709		916410	18451		386976	6742	Bullish	Bullish	146.20	44900	1.73	44,896.10
10:17:36	221175	0		474176	0		253001	0	Bullish	Bearish	19.34	20250	2.14	20,252.75	10:17:36	529434	0		916410	0		386976	0	Bullish	Bullish	117.57	44900	1.73	44,887.80
10:18:33	226219	5044		474176	0		247957	-5044	Bullish	Bullish	16.37	20250	2.1	20,256.00	10:18:33	529434	0		928908	12498		399474	12498	Bullish	Bullish	108.09	44900	1.75	44,891.10
10:19:33	226219	0		478933	4757		252714	4757	Bullish	Bullish	21.15	20250	2.12	20,261.70	10:19:33	527422	-2012	Short C	928908	0		401486	2012	Bullish	Bullish	121.16	44900	1.76	44,904.00
10:20:33	226219	0		478933	0		252714	0	Bullish	Bullish	22.86	20250	2.12	20,259.25	10:20:33	527422	0		928908	0		401486	0	Bullish	Bullish	137.39	44900	1.76	44,901.30
10:21:33	229359	3140		478933	0		249574	-3140	Bullish	Bullish	20.61	20250	2.09	20,259.95	10:21:33	527422	0		928908	0		401486	0	Bullish	Bullish	129.57	44900	1.76	44,892.05
10:22:33	229359	0		475245	-3688	Long UW	245886	-3688	Bullish	Bullish	15.79	20250	2.07	20,258.25	10:22:33	534770	7348		935497	6589		400727	-759	Bullish	Bullish	110.30	44900	1.75	44,876.55
10:23:33	229359	0		475245	0		245886	0	Bullish	Bullish	16.55	20250	2.07	20,259.15	10:23:33	534770	0		935497	0		400727	0	Bullish	Bullish	119.66	44900	1.75	44,879.40
10:24:33	229359	0		471811	-3434	Long UW	242452	-3434	Bullish	Bullish	11.48	20250	2.06	20,257.35	10:24:33	534770	0		935497	0		400727	0	Bullish	Bullish	105.71	44900	1.75	44,881.50
10:25:33	230402	1043		471811	0		241409	-1043	Bullish	Bullish	9.47	20250	2.05	20,258.00	10:25:33	549191	14421		938547	3050		389356	-11371	Bullish	Bullish	104.38	44900	1.71	44,883.80
10:26:33	230402	0		471811	0		241409	0	Bullish	Bearish	10.70	20250	2.05	20,258.80	10:26:33	549191	0		938547	0		389356	0	Bullish	Bearish	104.14	44900	1.71	44,885.85
10:27:34	230402	0		471811	0		241409	0	Bullish	Bullish	13.96	20250	2.05	20,263.50	10:27:34	549191	0		938547	0		389356	0	Bullish	Bearish	113.63	44900	1.71	44,887.00
10:28:33	235557	5155		470666	-1145	Long UW	235109	-6300	Bullish	Bullish	13.38	20250	2	20,263.00	10:28:33	547762	-1429	Short C	939795	1248		392033	2677	Bullish	Bearish	108.42	44900	1.72	44,892.55
10:29:33	235557	0		470666	0		235109	0	Bullish	Bullish	13.54	20250	2	20,266.65	10:29:33	547762	0		939795	0		392033	0	Bullish	Bullish	122.57	44900	1.72	44,904.95
10:30:33	230388	4831		470666	0		230278	-4831	Bullish	Bullish	9.65	20250	1.96	20,260.60	10:30:33	553436	5674		939795	0		386359	-5674	Bullish	Bullish	114.67	44900	1.7	44,890.25
10:31:34	240381	-7		470212	-454		229831	-447	Bullish	Bullish	9.54	20250	1.96	20,260.25	10:31:34	552476	-960		949204	9409		396728	10369	Bullish	Bullish	109.60	44900	1.72	44,898.25
10:32:33	240381	0		470212	0		229831	0	Bullish	Bearish	0.08	20250	1.96	20,256.95	10:32:33	552476	0		949204	0		396728	0	Bullish	Bearish	102.82	44900	1.72	44,886.15
10:33:33	240381	0		465937	-4275	Long UW	225536	-4275	Bullish	Bearish	6.61	20250	1.94	20,257.85	10:33:33	552476	0		957406	8202		404930	8202	Bullish	Bearish	102.74	44900	1.73	44,877.40
10:34:34	239113	-1268	Short C	465937	0		226824	1268	Bullish	Bullish	7.42	20250	1.95	20,263.15	10:34:34	561411	8935		957507	101		396096	-8834	Bullish	Bearish	99.81	44900	1.71	44,886.30
10:35:34	239113	0		465937	0		226824	0	Bullish	Bullish	15.55	20250	1.95	20,265.80	10:35:34	561407	-4		957507	0		396100	4	Bullish	Bearish	108.99	44900	1.71	44,887.85
10:36:34	239113	0		465937	0		226824	0	Bullish	Bullish	14.28	20250	1.95	20,264.45	10:36:34	561407	0		957507	0		396100	0	Bullish	Bullish	108.99	44900	1.71	44,888.75
10:37:35	240994	1881		468171	2234		227177	353	Bullish	Bullish	14.77	20250	1.94	20,261.10	10:37:35	562641	1234		962769	5262		400128	4028	Bullish	Bearish	105.65	44900	1.71	44,879.40
10:38:34	240994	0		468171	0		227177	0	Bullish	Bullish	9.49	20250	1.94	20,262.20	10:38:34	562641	0		962769	0		400128	0	Bullish	Bearish	105.22	44900	1.71	44,877.40
10:39:34	240994	0		468171	0		227177	0	Bullish	Bullish	4.35	20250	1.94	20,260.25	10:39:34	562639	-2		962769	0		400130	2	Bullish	Bearish	96.00	44900	1.71	44,874.05
10:40:33	243342	2348		469536	1365		226194	-983	Bullish	Bullish	6.43	20250	1.93	20,263.95	10:40:33	569453	6814		964377	1608		394924	-5206	Bullish	Bearish	106.76	44900	1.69	44,884.70
10:41:33	243342	0		469536	0		226194	0	Bullish	Bullish	13.88	20250	1.93	20,263.60	10:41:33	569453	0		964377	0		394924	0	Bullish	Bearish	116.56	44900	1.69	44,892.25
10:42:32	243342	0		469536	0		226194	0	Bullish	Bearish	12.04	20250	1.93	20,264.60	10:42:32	569453	0		964377	0		394924	0	Bullish	Bearish	116.84	44900	1.69	44,901.65
10:43:33	245808	2466		472033	2497		226225	31	Bullish	Bearish	10.09	20250	1.92	20,260.05	10:43:33	564404	-5049	Short C	968930	4553		404526	9602	Bullish	Bearish	108.79	44900	1.72	44,871.80
10:44:34	245808	0		472033	0		226225	0	Bullish	Bullish	6.95	20250	1.92	20,262.65	10:44:34	564397	-7		968930	0		404533	7	Bullish	Bearish	72.83	44900	1.72	44,868.65
10:45:34	245808	0		470509	-1524	Long UW	224701	-1524	Bullish	Bullish	8.62	20250	1.91	20,259.20	10:45:34	563528	-869		968930	0		405402	869	Bullish	Bearish	82.32	44900	1.72	44,877.55
10:46:33	247356	1548		470509	0		223153	-1548	Bullish	Bullish	5.90	20250	1.9	20,259.60	10:46:33	563395	-133		949831	-19099	Long UW	386436	-18966	Bullish	Bearish	86.32	44900	1.69	44,870.20
10:47:36	247356	0		470509	0		223153	0	Bullish	Bearish	4.43	20250	1.9	20,259.05	10:47:36	563374	-21		949831	0		386457	21	Bullish	Bearish	88.21	44900	1.69	44,878.20
10:48:35	247356	0		470509	0		223153	0	Bullish	Bearish	4.43	20250	1.9	20,259.05	10:48:35	563374	0		949831	0		386457	0	Bullish	Bearish	88.21	44900	1.69	44,878.20
10:49:33	248971	1615		470785	276		221814	-1339	Bullish	Bearish	7.43	20250	1.89	20,263.50	10:49:33	573133	9759		950920	1089		377787	-8670	Bullish	Bearish	104.64	44900	1.66	44,885.95
10:50:34	248971	0		470785	0		221814	0	Bullish	Bullish	7.95	20250	1.89	20,261.50	10:50:34	573131	-2		950920	0		377789	2	Bullish	Bullish	104.64	44900	1.66	44,888.50
10:51:33	248971	0		470785	0		221814	0	Bullish	Bullish	7.48	20250	1.89	20,264.00	10:51:33	573131	0		952099	1179		378968	1179	Bullish	Bullish	93.50	44900	1.66	44,895.50
10:52:34	248125	-846		470898	113		222773	959	Bullish	Bearish	9.54	20250	1.9	20,258.10	10:52:34	565843	-7288	Short C	952145	46		386302	7334	Bullish	Bullish	98.00	44900	1.68	44,891.50
10:53:33	248135	10		470898	0		222763	-10	Bullish	Bearish	3.71	20250	1.9	20,257.35	10:53:33	565838	-5		952145	0		386							

Nifty ATM	Nifty Spot	Nifty Pre C	Nifty Open	Nifty High	Nifty Low	India VIX	Current Expiry	Exp High	20,325.00	33.45	Not Break	Resistanc	20400	BN ATM	BN Spot	BN Pre CL	BN Open	BN High	BN Low	India VIX	Friday	Exp High	44,869.10	-82.00	Breakout	Resistanc	45000		
20250	20,267.90	20133.15	20,194.10	20,291.55	20,183.70	12.38	2023-12-07	Exp Low	20,063.20	120.50	Not Break	Support	20000	44800	44,814.20	44,481.75	44,580.15	44,951.10	44,531.75	12.38	Observer	Exp Low	44,291.20	240.55	Not Break	Support	44500		
Time	Call COI (Bearish ▼)	Call COI (+▲-▼)	Short Covering	Put COI (Bullish ▲)	Put COI (+▲-▼)	Long UW	NET Oi	+▲-▼	Net Oi Signal	Price Action Signal	VPW Diff	Strike	Nifty PCR	Nifty LTP	Time	Call COI (Bearish ▼)	Call COI (+▲-▼)	Short Covering	Put COI (Bullish ▲)	Put COI (+▲-▼)	Long Unwinding	NET Oi	+▲-▼	Net Oi Signal	Price Action Signal	VPW Diff	Strike	BN PCR	BN LTP
11:18:34	246170	0		489486	0		243316	0	Bullish	Bearish	11.47	20250	1.99	20,264.00	11:18:34	601342	0		1000473	5342		399131	5342	Bullish	Bullish	101.31	44900	1.66	44,890.50
11:19:33	248503	2333		490330	844		241827	-1489	Bullish	Bearish	12.36	20250	1.97	20,264.65	11:19:33	605671	4329		1000473	0		394802	-4329	Bullish	Bullish	105.15	44900	1.65	44,890.40
11:20:33	248503	0		490330	0		241827	0	Bullish	Bearish	14.69	20250	1.97	20,262.40	11:20:33	605905	234		1000473	0		394568	-234	Bullish	Bearish	102.35	44900	1.65	44,879.50
11:21:33	248503	0		492041	1711		243538	1711	Bullish	Bearish	13.77	20250	1.98	20,262.45	11:21:33	605916	11		1000473	0		394557	-11	Bullish	Bearish	113.58	44900	1.65	44,879.35
11:22:34	247465	-1038	Short C	492041	0		244576	1038	Bullish	Bearish	14.51	20250	1.99	20,260.35	11:22:34	609296	3380		1002567	2094		393271	-1286	Bullish	Bearish	104.76	44900	1.65	44,874.50
11:23:33	247465	0		492041	0		244576	0	Bullish	Bearish	13.84	20250	1.99	20,259.60	11:23:33	609283	-13		1002567	0		393284	13	Bullish	Bearish	102.35	44900	1.65	44,874.70
11:24:33	247465	0		492041	0		244576	0	Bullish	Bearish	13.77	20250	1.99	20,256.90	11:24:33	609283	0		1002567	0		393284	0	Bullish	Bullish	100.29	44900	1.65	44,865.90
11:25:35	247079	-386		495814	3773		248735	4159	Bullish	Bearish	14.51	20250	2.01	20,256.15	11:25:35	611808	2525		1004404	1837		392596	-688	Bullish	Bearish	92.69	44900	1.64	44,872.20
11:26:33	247079	0		495814	0		248735	0	Bullish	Bearish	11.23	20250	2.01	20,257.80	11:26:33	611806	-2		1004404	0		392598	2	Bullish	Bearish	97.01	44900	1.64	44,871.40
11:27:33	247079	0		495814	0		248735	0	Bullish	Bullish	12.62	20250	2.01	20,271.55	11:27:33	611806	0		1004404	0		392598	0	Bullish	Bullish	113.68	44900	1.64	44,908.15
11:28:34	244347	-2732	Short C	495409	-405		251062	2327	Bullish	Bullish	10.95	20250	2.03	20,272.35	11:28:34	604492	-7314	Short C	1003125	-1279	Long UW	398633	6035	Bullish	Bullish	92.69	44900	1.66	44,932.45
11:29:35	244347	0		495409	0		251062	0	Bullish	Bullish	11.23	20300	2.03	20,277.55	11:29:35	604492	0		1003125	0		398633	0	Bullish	Bullish	97.01	44900	1.66	44,936.90
11:30:34	244347	0		496924	1515		252577	1515	Bullish	Bullish	26.77	20300	2.03	20,277.75	11:30:34	604492	0		1003276	151		398784	151	Bullish	Bullish	113.68	44900	1.66	44,931.55
11:31:34	243943	-404		496924	0		252981	404	Bullish	Bullish	27.64	20300	2.04	20,277.55	11:31:34	597535	-6957	Short C	990354	-12922	Long UW	392819	-5965	Bullish	Bullish	142.56	44900	1.66	44,929.95
11:32:33	243943	0		496924	0		252981	0	Bullish	Bullish	24.79	20300	2.04	20,275.95	11:32:33	597535	0		990354	0		392819	0	Bullish	Bullish	137.90	44900	1.66	44,917.60
11:33:34	243943	0		496924	0		252981	0	Bullish	Bullish	27.72	20300	2.04	20,278.05	11:33:34	597535	0		990354	0		392819	0	Bullish	Bullish	142.56	44900	1.66	44,917.40
11:34:33	241840	-2103	Short C	502227	5303		260387	7406	Bullish	Bullish	27.72	20300	2.08	20,275.30	11:34:33	613831	16296		1000974	10620		387143	-5676	Bullish	Bullish	113.01	44900	1.63	44,913.15
11:35:34	241840	0		502227	0		260387	0	Bullish	Bullish	24.92	20250	2.08	20,274.90	11:35:34	613598	-233		1000974	0		387376	233	Bullish	Bullish	115.60	44900	1.63	44,923.85
11:36:35	241840	0		502227	0		260387	0	Bullish	Bullish	27.72	20250	2.08	20,274.55	11:36:35	618733	5135		1000974	0		382241	-5135	Bullish	Bullish	115.60	44900	1.62	44,917.05
11:37:34	242428	588		502454	227		260026	-361	Bullish	Bullish	21.88	20250	2.07	20,272.85	11:37:34	619975	1242		1005164	4190		385189	2948	Bullish	Bullish	115.60	44900	1.62	44,921.45
11:38:33	242428	0		502454	0		260026	0	Bullish	Bullish	24.47	20250	2.07	20,271.80	11:38:33	619973	-2		1005207	43		385234	45	Bullish	Bullish	102.52	44900	1.62	44,914.75
11:39:33	242428	0		502454	0		260026	0	Bullish	Bullish	24.47	20250	2.07	20,271.20	11:39:33	619973	0		1005207	0		385234	0	Bullish	Bullish	102.52	44900	1.62	44,921.70
11:40:34	243504	1076		502737	283		259233	-793	Bullish	Bullish	24.47	20300	2.06	20,276.10	11:40:34	625253	5280		1005207	0		379954	-5280	Bullish	Bullish	102.52	44900	1.61	44,931.95
11:41:34	243504	0		502737	0		259233	0	Bullish	Bullish	24.47	20300	2.06	20,278.70	11:41:34	625245	-8		1007861	2654		382616	2662	Bullish	Bullish	102.52	44900	1.61	44,933.15
11:42:36	243504	0		502737	0		259233	0	Bullish	Bullish	21.93	20300	2.06	20,277.60	11:42:36	625245	0		1007861	0		382616	0	Bullish	Bullish	102.52	44900	1.61	44,938.55
11:43:37	245044	1540		502471	-266		257427	-1806	Bullish	Bearish	24.47	20300	2.05	20,275.20	11:43:37	631075	5830		1001206	-6655	Long UW	370131	-12485	Bullish	Bullish	114.96	44900	1.59	44,934.60
11:44:35	245044	0		502471	0		257427	0	Bullish	Bearish	24.47	20250	2.05	20,274.70	11:44:35	631068	-7		1001206	0		370138	7	Bullish	Bullish	102.52	44900	1.59	44,941.15
11:45:35	245672	628		502471	0		256799	-628	Bullish	Bullish	17.09	20300	2.05	20,276.80	11:45:35	631068	0		1002760	1554		371692	1554	Bullish	Bullish	102.52	44900	1.59	44,946.75
11:46:34	245637	-35		499280	-3191	Long UW	253643	-3156	Bullish	Bearish	18.67	20300	2.03	20,276.35	11:46:34	631307	239		1002760	0		371453	-239	Bullish	Bullish	116.87	44900	1.59	44,929.95
11:47:33	245637	0		499280	0		253643	0	Bullish	Bullish	18.67	20300	2.03	20,275.75	11:47:33	631308	1		1002760	0		371452	-1	Bullish	Bullish	108.74	44900	1.59	44,929.05
11:48:34	245724	87		499280	0		253556	-87	Bullish	Bullish	15.72	20300	2.03	20,277.50	11:48:34	631308	0		1002760	0		371452	0	Bullish	Bullish	91.16	44900	1.59	44,929.95
11:49:33	247246	1522		497576	-1704	Long UW	250330	-3226	Bullish	Bullish	15.72	20300	2.01	20,277.20	11:49:33	614669	-16639	Short C	1006248	3488		391579	20127	Bullish	Bullish	116.87	44900	1.64	44,926.90
11:50:35	247246	0		497576	0		250330	0	Bullish	Bullish	18.67	20300	2.01	20,277.55	11:50:35	614669	0		1006248	0		391579	0	Bullish	Bearish	116.87	44900	1.64	44,919.65
11:51:33	247246	0		497576	0		250330	0	Bullish	Bullish	18.67	20300	2.01	20,276.35	11:51:33	614669	0		1006248	0		391579	0	Bullish	Bullish	98.42	44900	1.64	44,928.05
11:52:34	249014	1768		497518	-58		248504	-1826	Bullish	Bullish	18.67	20300	2	20,276.00	11:52:34	620640	5971		1010363	4115		389723	-1856	Bullish	Bullish	99.90	44900	1.63	44,922.70
11:53:33	249014	0		497518	0		248504	0	Bullish	Bullish	16.21	20300	2	20,277.30	11:53:33	620640	0		1010363	0		389723	0	Bullish	Bearish	99.52	44900	1.63	44,929.00
11:54:34	249014	0		497518	0		248504	0	Bullish	Bearish	17.07	20300	2	20,276.80	11:54:34	620640	0		1010363	0		389723	0	Bullish	Bearish	116.87	44900	1.63	44,919.15
11:55:35	250818	1804		496183	-1335	Long UW	245365	-3139	Bullish	Bearish	18.67	20300	1.98	20,277.50	11:55:35	617085													

Nifty ATM	Nifty Spot	Nifty Pre CL	Nifty Open	Nifty High	Nifty Low	India VIX	Current Expiry	Exp High	20,325.00	33.45	Not Break	Resistanc	20400	BN ATM	BN Spot	BN Pre CL	BN Open	BN High	BN Low	India VIX	Friday	Exp High	44,869.10	-82.00	Breakout	Resistanc	45000		
20250	20,267.90	20133.15	20,194.10	20,291.55	20,183.70	12.38	2023-12-07	Exp Low	20,063.20	120.50	Not Break	Support	20000	44800	44,814.20	44,481.75	44,580.15	44,951.10	44,531.75	12.38	44800	44,291.20	240.55	Not Break	Support	44500			
Time	Call COI (Bearish ▼)	Call COI (+▲-▼)	Short Covering	Put COI (Bullish ▲)	Put COI (+▲-▼)	Long UW	NET Oi	+▲-▼	Net Oi Signal	Price Action Signal	VWAP Diff	Strike	Nifty PCR	Nifty LTP	Time	Call COI (Bearish ▼)	Call COI (+▲-▼)	Short Covering	Put COI (Bullish ▲)	Put COI (+▲-▼)	Long Unwinding	NET Oi	+▲-▼	Net Oi Signal	Price Action Signal	VWAP Diff	Strike	BN PCR	BN LTP
12:20:33	241267	0	0	500275	0		259008	0	Bullish	Bearish	6.01	20250	2.07	20,273.50	12:20:33	604197	-1	0	1005846	0		401649	1	Bullish	Bearish	30.59	44900	1.66	44,871.60
12:21:34	241267	0	0	500275	0		259008	0	Bullish	Bearish	9.65	20250	2.07	20,273.85	12:21:34	604197	0	0	1005846	0		401649	0	Bullish	Bearish	30.59	44900	1.66	44,871.60
12:22:34	242437	1170	0	501757	1482		259320	312	Bullish	Bearish	11.23	20250	2.07	20,272.75	12:22:34	610084	5887	0	1006974	1128		396890	-4759	Bullish	Bearish	57.84	44900	1.65	44,855.90
12:23:33	242319	-118	0	501757	0		259438	118	Bullish	Bearish	12.18	20300	2.07	20,275.80	12:23:33	610084	0	0	1006974	0		396890	0	Bullish	Bearish	65.98	44900	1.65	44,877.15
12:24:33	242319	0	0	501757	0		259438	0	Bullish	Bearish	8.82	20250	2.07	20,274.10	12:24:33	610084	0	0	1006974	0		396890	0	Bullish	Bearish	61.35	44900	1.65	44,874.55
12:25:34	243683	1364	0	498154	-3603	Long UW	254471	-4967	Bullish	Bearish	8.07	20250	2.04	20,271.90	12:25:34	614885	4801	0	1006475	-499		391590	-5300	Bullish	Bearish	49.98	44900	1.64	44,864.00
12:26:50	243683	0	0	498154	0		254471	0	Bullish	Bearish	8.42	20250	2.04	20,274.45	12:26:50	614885	0	0	1006475	0		391590	0	Bullish	Bearish	59.25	44900	1.64	44,876.25
12:29:23	245138	1455	0	498414	260		253276	-1195	Bullish	Bearish	8.42	20250	2.03	20,274.45	12:29:23	620293	5408	0	1005744	-731		385451	-6139	Bullish	Bearish	59.25	44900	1.62	44,876.25
12:30:08	245138	0	0	498414	0		253276	0	Bullish	Bearish	8.91	20300	2.03	20,275.25	12:30:08	620293	0	0	1005744	0		385451	0	Bullish	Bearish	62.57	44900	1.62	44,884.45
12:30:33	245138	0	0	498414	0		253276	0	Bullish	Bullish	8.91	20300	2.03	20,275.25	12:30:33	620293	0	0	1005744	0		385451	0	Bullish	Bullish	62.57	44900	1.62	44,884.45
12:31:33	245138	0	0	497995	-419		252857	-419	Bullish	Bearish	8.99	20250	2.03	20,274.60	12:31:33	623432	3139	0	1001013	-4731	Long UW	377581	-7870	Bullish	Bearish	57.84	44900	1.61	44,880.60
12:32:35	247458	2320	0	497995	0		250537	-2320	Bullish	Bearish	5.87	20250	2.01	20,270.25	12:32:35	623432	0	0	1001013	0		377581	0	Bullish	Bearish	57.84	44900	1.61	44,866.20
12:33:33	247458	0	0	497995	0		250537	0	Bullish	Bearish	11.89	20250	2.01	20,271.55	12:33:33	623432	0	0	1001013	0		377581	0	Bullish	Bearish	61.35	44900	1.61	44,866.50
12:34:34	245020	-2438	Short C	497574	-421		252554	2017	Bullish	Bullish	8.07	20250	2.03	20,274.95	12:34:34	628720	5288	0	999758	-1255	Long UW	371038	-6543	Bullish	Bullish	49.87	44900	1.59	44,880.80
12:35:34	245020	0	0	497574	0		252554	0	Bullish	Bullish	8.64	20250	2.03	20,274.95	12:35:34	628720	0	0	999758	0		371038	0	Bullish	Bullish	47.30	44900	1.59	44,880.80
12:36:39	245020	0	0	497574	0		252554	0	Bullish	Bullish	8.13	20250	2.03	20,274.95	12:36:39	628720	0	0	999758	0		371038	0	Bullish	Bullish	59.36	44900	1.59	44,880.80
12:37:33	244076	-944	0	494437	-3137	Long UW	250361	-2193	Bullish	Bearish	12.69	20300	2.03	20,274.95	12:37:33	629951	1231	0	997643	-2115	Long UW	367692	-3346	Bullish	Bullish	59.25	44900	1.58	44,880.80
12:38:34	244076	0	0	494437	0		250361	0	Bullish	Bullish	10.48	20250	2.03	20,274.95	12:38:34	629949	-2	0	997643	0		367694	2	Bullish	Bullish	72.12	44900	1.58	44,880.80
12:39:34	244076	0	0	494437	0		250361	0	Bullish	Bullish	8.91	20250	2.03	20,274.95	12:39:34	629949	0	0	997643	0		367694	0	Bullish	Bullish	65.34	44900	1.58	44,880.80
12:40:34	243241	-835	0	495546	1109		252305	1944	Bullish	Bullish	8.99	20300	2.04	20,277.25	12:40:34	635958	6009	0	991902	-5741	Long UW	355944	-11750	Bullish	Bullish	63.02	44900	1.56	44,899.70
12:41:33	243241	0	0	495546	0		252305	0	Bullish	Bullish	8.99	20300	2.04	20,278.05	12:41:33	635962	4	0	991902	0		355940	-4	Bullish	Bullish	79.59	44900	1.56	44,896.40
12:42:35	243241	0	0	495546	0		252305	0	Bullish	Bullish	16.42	20300	2.04	20,278.25	12:42:35	635962	0	0	991902	0		355940	0	Bullish	Bullish	57.73	44900	1.56	44,900.40
12:43:33	245282	2041	0	497812	2266		252530	225	Bullish	Bullish	4.71	20300	2.03	20,280.15	12:43:33	639834	3872	0	998628	6726		358794	2854	Bullish	Bullish	35.52	44900	1.56	44,902.60
12:44:33	245282	0	0	497812	0		252530	0	Bullish	Bullish	13.97	20300	2.03	20,275.25	12:44:33	639848	14	0	998628	0		358780	-14	Bullish	Bullish	67.59	44900	1.56	44,893.85
12:45:34	245282	0	0	497812	0		252530	0	Bullish	Bullish	10.48	20300	2.03	20,276.55	12:45:34	639848	0	0	998628	0		358780	0	Bullish	Bullish	64.37	44900	1.56	44,902.65
12:46:34	246303	1021	0	498788	976		252485	-45	Bullish	Bullish	13.29	20300	2.03	20,275.95	12:46:34	648441	8593	0	1000731	2103		352290	-6490	Bullish	Bullish	69.15	44900	1.54	44,892.35
12:47:33	246303	0	0	498788	0		252485	0	Bullish	Bullish	13.49	20300	2.03	20,278.00	12:47:33	648432	-9	0	1000731	0		352299	9	Bullish	Bullish	72.63	44900	1.54	44,891.75
12:48:34	246303	0	0	498788	0		252485	0	Bullish	Bullish	17.78	20300	2.03	20,277.55	12:48:34	648432	0	0	1000731	0		352299	0	Bullish	Bullish	67.38	44900	1.54	44,885.25
12:49:34	246197	-106	0	500288	1500		254091	1606	Bullish	Bullish	12.64	20300	2.03	20,275.55	12:49:34	651478	3046	0	1003375	2644		351897	-402	Bullish	Bullish	61.24	44900	1.54	44,888.75
12:50:33	246197	0	0	500288	0		254091	0	Bullish	Bullish	14.43	20300	2.03	20,275.80	12:50:33	651501	23	0	1003375	0		351874	-23	Bullish	Bullish	63.35	44900	1.54	44,893.45
12:51:33	246197	0	0	500288	0		254091	0	Bullish	Bullish	13.97	20300	2.03	20,276.10	12:51:33	651501	0	0	1003375	0		351874	0	Bullish	Bullish	65.03	44900	1.54	44,892.10
12:52:37	245425	-772	0	502777	2489		257352	3261	Bullish	Bullish	16.01	20300	2.05	20,276.20	12:52:37	653557	2056	0	1006431	3056		352874	1000	Bullish	Bullish	64.37	44900	1.54	44,886.45
12:53:33	245425	0	0	502777	0		257352	0	Bullish	Bearish	13.40	20300	2.05	20,276.05	12:53:33	653578	21	0	1006431	0		352853	-21	Bullish	Bearish	55.09	44900	1.54	44,886.95
12:54:34	245425	0	0	502777	0		257352	0	Bullish	Bearish	14.04	20300	2.05	20,275.70	12:54:34	653575	-3	0	1006431	0		352856	3	Bullish	Bearish	62.55	44900	1.54	44,883.90
12:55:37	245425	0	0	505999	3222		260574	3222	Bullish	Bearish	16.43	20300	2.06	20,277.05	12:55:37	650227	-3348	Short C	1008365	1934		358138	5282	Bullish	Bearish	48.23	44900	1.55	44,885.50
12:56:33	245381	-44	0	505999	0		260618	44	Bullish	Bearish	16.71	20300	2.06	20,277.55	12:56:33	650126	-101	0	1008365	0		358239	101	Bullish	Bearish	49.00	44900	1.55	44,890.25
12:57:33	245381	0	0	505999	0		260618	0	Bullish	Bullish	13.97	20300	2.06	20,279.95	12:57:33	650126	0	0	1008365	0		358239	0	Bullish	Bearish	65.03	44900	1.55	44,890.35
12:58:28	243606	-1775	Short C	511147	5148		267541	6923	Bullish	Bullish	20.16	203																	

Nifty ATM	Nifty Spot	Nifty Pre CL	Nifty Open	Nifty High	Nifty Low	India VIX	Current Expiry	Exp High	20,325.00	33.45	Not Break	Resistanc	20400	BN ATM	BN Spot	BN Pre CL	BN Open	BN High	BN Low	India VIX	Friday	Exp High	44,869.10	-82.00	Breakout	Resistanc	45000		
20250	20,267.90	20133.15	20,194.10	20,291.55	20,183.70	12.38	2023-12-07	Exp Low	20,063.20	120.50	Not Break	Support	20000	44800	44,814.20	44,481.75	44,580.15	44,951.10	44,531.75	12.38	Observer	Exp Low	44,291.20	240.55	Not Break	Support	44500		
Time	Call COI (Bearish ▼)	Call COI (+▲-▼)	Short Covering	Put COI (Bullish ▲)	Put COI (+▲-▼)	Long UW	NET Oi	+▲-▼	Net Oi Signal	Price Action Signal	VWAP Diff	Strike	Nifty PCR	Nifty LTP	Time	Call COI (Bearish ▼)	Call COI (+▲-▼)	Short Covering	Put COI (Bullish ▲)	Put COI (+▲-▼)	Long Unwinding	NET Oi	+▲-▼	Net Oi Signal	Price Action Signal	VWAP Diff	Strike	BN PCR	BN LTP
13:23:33	243087	0		522099	0		279012	0	Bullish	Bearish	10.57	20250	2.15	20,271.80	13:23:33	680308	-53		1032466	0		352158	53	Bullish	Bullish	53.95	44900	1.52	44,870.05
13:24:34	243087	0		522099	0		279012	0	Bullish	Bearish	12.52	20250	2.15	20,271.45	13:24:34	680308	0		1032466	0		352158	0	Bullish	Bullish	56.71	44900	1.52	44,882.70
13:25:34	244002	915		523316	1217		279314	302	Bullish	Bearish	13.56	20250	2.14	20,273.45	13:25:34	679612	-696		1041685	9219		362073	9915	Bullish	Bullish	70.41	44900	1.53	44,887.95
13:26:33	243844	-158		523316	0		279472	158	Bullish	Bullish	14.25	20300	2.15	20,275.65	13:26:33	679527	-85		1041685	0		362158	85	Bullish	Bullish	80.33	44900	1.53	44,903.45
13:27:33	243844	0		523316	0		279472	0	Bullish	Bullish	14.24	20300	2.15	20,276.65	13:27:33	679528	1		1041685	0		362157	-1	Bullish	Bullish	78.57	44900	1.53	44,893.85
13:28:34	242625	-1219	Short C	523316	0		280691	1219	Bullish	Bearish	12.50	20250	2.16	20,274.45	13:28:34	680783	1255		1041685	0		360902	-1255	Bullish	Bullish	78.57	44900	1.53	44,893.35
13:29:33	242625	0		520170	-3146	Long UW	277545	-3146	Bullish	Bearish	12.79	20250	2.14	20,274.80	13:29:33	680783	0		1038322	-3363	Long UW	357539	-3363	Bullish	Bullish	73.38	44900	1.53	44,895.45
13:30:34	242625	0		520170	0		277545	0	Bullish	Bearish	14.73	20250	2.14	20,273.20	13:30:34	680783	0		1038322	0		357539	0	Bullish	Bullish	73.38	44900	1.53	44,889.95
13:31:33	243530	905		520127	-43		276597	-948	Bullish	Bearish	15.72	20250	2.14	20,273.95	13:31:33	686318	5535		1045329	7007		359011	1472	Bullish	Bullish	73.38	44900	1.52	44,888.15
13:32:33	243530	0		520127	0		276597	0	Bullish	Bullish	15.45	20250	2.14	20,274.75	13:32:33	686318	0		1045329	0		359011	0	Bullish	Bullish	76.51	44900	1.52	44,891.30
13:33:33	243530	0		520127	0		276597	0	Bullish	Bullish	14.73	20300	2.14	20,276.15	13:33:33	686320	2		1045329	0		359009	-2	Bullish	Bullish	76.08	44900	1.52	44,894.55
13:34:33	241857	-1673	Short C	523493	3366		281636	5039	Bullish	Bullish	16.87	20300	2.16	20,276.35	13:34:33	676342	-9978	Short C	1040375	-4954	Long UW	364033	5024	Bullish	Bullish	75.67	44900	1.54	44,895.90
13:35:34	241825	-32		523493	0		281668	32	Bullish	Bullish	16.61	20250	2.16	20,274.90	13:35:34	676317	-25		1040375	0		364058	25	Bullish	Bullish	79.57	44900	1.54	44,892.60
13:36:32	241825	0		523493	0		281668	0	Bullish	Bearish	15.45	20250	2.16	20,266.60	13:36:32	676317	0		1040375	0		364058	0	Bullish	Bullish	78.11	44900	1.54	44,881.15
13:37:33	241825	0		534211	10718		292386	10718	Bullish	Bullish	15.45	20250	2.21	20,271.50	13:37:33	682272	5955		1053121	12746		370849	6791	Bullish	Bullish	75.06	44900	1.54	44,887.60
13:38:34	245785	3960		534211	0		288426	-3960	Bullish	Bullish	17.58	20250	2.17	20,274.45	13:38:34	682272	0		1053121	0		370849	0	Bullish	Bullish	87.43	44900	1.54	44,915.85
13:39:34	245785	0		534211	0		288426	0	Bullish	Bullish	17.58	20300	2.17	20,277.25	13:39:34	682272	0		1053121	0		370849	0	Bullish	Bullish	87.43	44900	1.54	44,914.50
13:40:34	244806	-979		534211	0		289405	979	Bullish	Bearish	16.87	20250	2.18	20,274.50	13:40:34	678387	-3885	Short C	1058493	5372		380106	9257	Bullish	Bullish	82.75	44900	1.56	44,911.00
13:41:35	244806	0		528949	-5262	Long UW	284143	-5262	Bullish	Bullish	16.87	20300	2.16	20,276.00	13:41:35	678390	3		1058561	68		380171	65	Bullish	Bullish	69.93	44900	1.56	44,915.90
13:42:41	244806	0		528949	0		284143	0	Bullish	Bullish	16.87	20300	2.16	20,277.65	13:42:41	678379	-11		1058561	0		380182	11	Bullish	Bullish	97.17	44900	1.56	44,932.20
13:43:35	245247	441		529144	195		283897	-246	Bullish	Bullish	17.29	20300	2.16	20,279.80	13:43:35	671200	-7179	Short C	1058561	0		387361	7179	Bullish	Bullish	107.10	44900	1.58	44,931.40
13:44:33	245242	-5		529144	0		283902	5	Bullish	Bullish	16.61	20250	2.16	20,274.75	13:44:33	671195	-5		1061617	3056		390422	3061	Bullish	Bullish	104.81	44900	1.58	44,913.55
13:45:33	245242	0		529144	0		283902	0	Bullish	Bearish	16.41	20250	2.16	20,273.65	13:45:33	671195	0		1061617	0		390422	0	Bullish	Bullish	84.26	44900	1.58	44,912.70
13:46:33	243809	-1433	Short C	528087	-1057	Long UW	284278	376	Bullish	Bearish	16.66	20300	2.17	20,275.85	13:46:33	666461	-4734	Short C	1061617	0		395156	4734	Bullish	Bullish	78.11	44900	1.59	44,919.15
13:47:34	243809	0		528087	0		284278	0	Bullish	Bullish	23.30	20300	2.17	20,277.45	13:47:34	666464	3		1076032	14415		409568	14412	Bullish	Bullish	78.11	44900	1.61	44,909.50
13:48:34	243809	0		528087	0		284278	0	Bullish	Bullish	23.08	20300	2.17	20,275.85	13:48:34	666460	-4		1076032	0		409572	4	Bullish	Bullish	75.06	44900	1.61	44,912.80
13:49:33	240847	-2962	Short C	528087	0		287240	2962	Bullish	Bullish	21.88	20300	2.19	20,276.45	13:49:33	665948	-512		1078936	2904		412988	3416	Bullish	Bullish	75.06	44900	1.62	44,911.60
13:50:33	240557	-290		533584	5497		293027	5977	Bullish	Bullish	15.34	20300	2.22	20,278.55	13:50:33	665950	2		1078979	43		413029	41	Bullish	Bullish	83.65	44900	1.62	44,914.85
13:51:32	240557	0		533584	0		293027	0	Bullish	Bullish	25.09	20300	2.22	20,280.25	13:51:32	665949	-1		1078979	0		413030	1	Bullish	Bearish	77.37	44900	1.62	44,911.30
13:52:34	240557	0		533104	-480		292547	-480	Bullish	Bullish	27.53	20300	2.22	20,281.40	13:52:34	665661	-288		1080765	1786		415104	2074	Bullish	Bullish	101.24	44900	1.62	44,922.15
13:53:33	238675	-1882	Short C	533104	0		294429	1882	Bullish	Bullish	17.33	20300	2.23	20,279.55	13:53:33	665659	-2		1080765	0		415106	2	Bullish	Bullish	82.75	44900	1.62	44,915.40
13:54:36	238675	0		533104	0		294429	0	Bullish	Bullish	20.74	20300	2.23	20,276.80	13:54:36	665647	-12		1080765	0		415118	12	Bullish	Bullish	89.70	44900	1.62	44,920.60
13:55:35	236073	-2602	Short C	535549	2445		299476	5047	Bullish	Bearish	19.97	20300	2.27	20,276.75	13:55:35	665647	0		1082951	2186		417304	2186	Bullish	Bearish	97.17	44900	1.63	44,922.90
13:56:33	236073	0		535549	0		299476	0	Bullish	Bearish	17.29	20300	2.27	20,279.55	13:56:33	667740	2093		1082951	0		415211	-2093	Bullish	Bearish	92.68	44900	1.62	44,930.40
13:57:33	236073	0		535549	0		299476	0	Bullish	Bearish	25.37	20250	2.27	20,274.25	13:57:33	667740	0		1082951	0		415211	0	Bullish	Bearish	84.26	44900	1.62	44,910.25
13:58:33	233497	-2576	Short C	539991	4442		306494	7018	Bullish	Bullish	23.30	20300	2.31	20,275.40	13:58:33	667740	0		1082951	0		415211	0	Bullish	Bearish	87.79	44900	1.62	44,909.55
13:59:34	233460	-37		539991	0		306531	37	Bullish	Bearish	21.88	20300	2.31	20,275.30	13:59:34	665864	-1876	Short C	1089386	6435		423522	8311	Bullish	Bearish	87.88	44900	1.64	44,912.75
14:00:33	233460	0		539991	0		306531	0	Bullish	Bearish	21.51	20300	2.31	20,275.60	14:00:33	665864	0		1089386	0		423522	0	Bullish	Bullish	83.65	44900	1.64	44,919.35
14:01:34	233425	-35		540149	158		306724	193	Bullish	Bullish	23.43	20300	2.31	20,278.80	14:01:34	668894	3030		1089578	192		420684	-2838	Bullish	Bullish	90.69	44900	1.63	44,916.45
14:02:34	233425	0		540149	0		306724	0	Bullish	Bullish	25.01	20300	2.31	20,280.95	14:02:34	668894	0		1089578	0		420684	0	Bullish	Bullish	94.67	44900	1.63	44,927.35
14:03:33	233425	0		540149	0		306724	0	Bullish	Bullish	21.61	20300	2.31	20,280.70	14:03:33	668894	0		1089578	0		420684	0	Bullish	Bullish	92.68	44900	1.63	44,925.70
14:04:33	231469	-1956	Short C	538746	-1403	Long UW	307277	553	Bullish	Bullish	24.14	20300	2.33	20,281.40	14:04:33	668981	87		1087634	-1944	Long UW	418653	-2031	Bullish	Bullish	87.79	44900	1.63	44,932.35

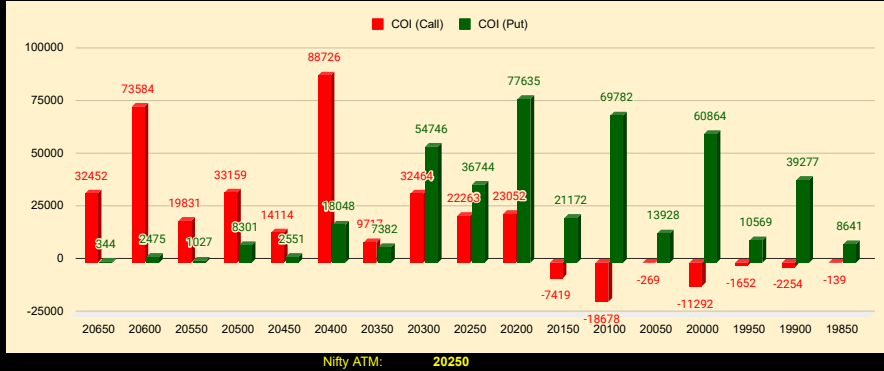
Nifty ATM	Nifty Spot	Nifty Pre O	Nifty Open	Nifty High	Nifty Low	India VIX	Current Expiry	Exp High	20,325.00	33.45	Not Break	Resistanc	20400	BN ATM	BN Spot	BN Pre CL	BN Open	BN High	BN Low	India VIX	Friday	Exp High	44,869.10	-82.00	Breakout	Resistanc	45000		
20250	20,267.90	20133.15	20,194.10	20,291.55	20,183.70	12.38	2023-12-07	Exp Low	20,063.20	120.50	Not Break	Support	20000	44800	44,814.20	44,481.75	44,580.15	44,951.10	44,531.75	12.38	Observer	Exp Low	44,291.20	240.55	Not Break	Support	44500		
Time	Call COI (Bearish ▼)	Call COI (+▲▼)	Short Covering	Put COI (Bullish ▲)	Put COI (+▲▼)	Long UW	NET Oi	+▲▼	Net Oi Signal	Price Action Signal	VWAP Diff	Strike	Nifty PCR	Nifty LTP	Time	Call COI (Bearish ▼)	Call COI (+▲▼)	Short Covering	Put COI (Bullish ▲)	Put COI (+▲▼)	Long Unwinding	NET Oi	+▲▼	Net Oi Signal	Price Action Signal	VWAP Diff	Strike	BN PCR	BN LTP
14:25:33	220628			547144	2749		326516	2749	Bullish	Bearish	22.82	20300	2.48	20,278.25	14:25:33	656986	9989		1054804	4156		397818	-5833	Bullish	Bullish	68.97	44900	1.61	44,900.80
14:26:33	220097	-531		547144	0		327047	531	Bullish	Bearish	22.80	20300	2.49	20,277.05	14:26:33	656989	3		1054804	0		397815	-3	Bullish	Bullish	75.39	44900	1.61	44,901.25
14:27:33	220097	0		547144	0		327047	0	Bullish	Bullish	19.74	20300	2.49	20,277.25	14:27:33	656989	0		1054804	0		397815	0	Bullish	Bullish	62.15	44900	1.61	44,889.25
14:28:33	220174	77		547144	0		326970	-77	Bullish	Bearish	20.28	20250	2.49	20,273.90	14:28:33	656986	-3		1054804	0		397818	3	Bullish	Bullish	68.97	44900	1.61	44,877.05
14:29:34	220174	0		544312	-2832	Long UW	324138	-2832	Bullish	Bearish	21.84	20250	2.47	20,271.70	14:29:34	657083	97		1056235	1431		399152	1334	Bullish	Bullish	55.83	44900	1.61	44,880.10
14:30:35	220174	0		544312	0		324138	0	Bullish	Bearish	21.84	20250	2.47	20,268.15	14:30:35	657083	0		1056235	0		399152	0	Bullish	Bearish	42.22	44900	1.61	44,873.10
14:31:34	221886	1712		548738	4426		326852	2714	Bullish	Bearish	19.74	20250	2.47	20,269.65	14:31:34	657083	0		1056235	0		399152	0	Bullish	Bearish	64.21	44900	1.61	44,869.60
14:32:33	221886	0		548738	0		326852	0	Bullish	Bearish	15.43	20250	2.47	20,266.35	14:32:33	658172	1089		1052862	-3373	Long UW	394690	-4462	Bullish	Bearish	49.48	44900	1.6	44,866.30
14:33:36	221886	0		548738	0		326852	0	Bullish	Bearish	20.32	20250	2.47	20,260.70	14:33:36	658172	0		1052862	0		394690	0	Bullish	Bearish	55.83	44900	1.6	44,854.75
14:34:36	219755	-2131	Short C	557627	8889		337872	11020	Bullish	Bearish	20.32	20250	2.54	20,265.75	14:34:36	654647	-3525	Short C	1057609	4747		402962	8272	Bullish	Bearish	55.83	44900	1.62	44,857.15
14:35:33	219755	0		557627	0		337872	0	Bullish	Bearish	20.33	20250	2.54	20,267.70	14:35:33	654688	41		1057609	0		402921	-41	Bullish	Bearish	42.22	44900	1.62	44,859.30
14:36:33	219755	0		557627	0		337872	0	Bullish	Bearish	20.01	20250	2.54	20,263.70	14:36:33	654688	0		1057609	0		402921	0	Bullish	Bearish	45.99	44800	1.62	44,846.25
14:37:44	222502	2747		559806	2179		337304	-568	Bullish	Bearish	15.32	20250	2.52	20,261.50	14:37:44	657829	3141		1052930	-4679	Long UW	395101	-7820	Bullish	Bearish	51.88	44800	1.6	44,835.60
14:38:33	222502	0		559806	0		337304	0	Bullish	Bearish	15.32	20250	2.52	20,260.15	14:38:33	657829	0		1052930	0		395101	0	Bullish	Bearish	51.88	44800	1.6	44,827.65
14:39:34	222502	0		559806	0		337304	0	Bullish	Bearish	19.13	20250	2.52	20,256.85	14:39:34	657829	0		1052930	0		395101	0	Bullish	Bearish	14.21	44800	1.6	44,816.95
14:40:34	223129	627		559806	0		336677	-627	Bullish	Bearish	10.79	20250	2.51	20,256.90	14:40:34	652456	-5373	Short C	1052930	0		400474	5373	Bullish	Bearish	39.33	44800	1.61	44,818.40
14:41:34	223129	0		563826	4020		340697	4020	Bullish	Bearish	10.79	20250	2.53	20,254.40	14:41:34	652438	-18		1043279	-9651	Long UW	390841	-9633	Bullish	Bearish	39.33	44800	1.6	44,802.15
14:42:34	223129	0		563826	0		340697	0	Bullish	Bearish	11.03	20250	2.53	20,259.25	14:42:34	652438	0		1043279	0		390841	0	Bullish	Bearish	-1.08	44800	1.6	44,812.30
14:43:34	227210	4081		562286	-1540	Long UW	335076	-5621	Bullish	Bearish	7.17	20250	2.47	20,256.65	14:43:34	661745	9307		1028642	-14637	Long UW	366897	-23944	Bullish	Bearish	-5.84	44800	1.55	44,804.10
14:44:35	227210	0		562286	0		335076	0	Bullish	Bearish	11.11	20250	2.47	20,251.25	14:44:35	661705	-40		1028642	0		366937	40	Bullish	Bearish	45.99	44800	1.55	44,782.15
14:45:33	227210	0		562286	0		335076	0	Bullish	Bearish	20.01	20250	2.47	20,246.00	14:45:33	661705	0		1028642	0		366937	0	Bullish	Bearish	-43.28	44800	1.55	44,755.45
14:46:33	227210	0		557432	-4854	Long UW	330222	-4854	Bullish	Bearish	0.44	20250	2.45	20,251.95	14:46:33	651583	-10122	Short C	989614	-39028	Long UW	338031	-28906	Bullish	Bearish	43.50	44800	1.52	44,784.30
14:47:35	224652	-2558	Short C	557432	0		332780	2558	Bullish	Bearish	13.91	20250	2.48	20,248.65	14:47:35	651575	-8		989614	0		338039	8	Bullish	Bearish	14.21	44800	1.52	44,767.15
14:48:36	224652	0		557432	0		332780	0	Bullish	Bearish	-2.79	20250	2.48	20,246.50	14:48:36	651575	0		989614	0		338039	0	Bullish	Bearish	-43.28	44800	1.52	44,767.70
14:49:33	224885	233		554491	-2941	Long UW	329606	-3174	Bullish	Bearish	8.16	20250	2.47	20,254.10	14:49:33	651575	0		978997	-12717	Long UW	325322	-12717	Bullish	Bearish	-1.08	44800	1.5	44,770.25
14:50:33	224885	0		554491	0		329606	0	Bullish	Bullish	8.23	20250	2.47	20,261.75	14:50:33	677874	26299		976897	0		299023	-26299	Bullish	Bearish	-5.84	44800	1.44	44,797.95
14:51:33	224885	0		554491	0		329606	0	Bullish	Bullish	8.23	20250	2.47	20,261.65	14:51:33	677874	0		976897	0		299023	0	Bullish	Bearish	-12.65	44800	1.44	44,790.30
14:52:33	231040	6155		554491	0		323451	-6155	Bullish	Bullish	2.20	20250	2.4	20,267.05	14:52:33	681923	4049		976897	0		294974	-4049	Bullish	Bullish	-25.95	44800	1.43	44,833.55
14:53:35	231040	0		540649	-13842	Long UW	309609	-13842	Bullish	Bullish	7.17	20250	2.34	20,267.15	14:53:35	681923	0		942961	-33936	Long UW	261038	-33936	Bullish	Bullish	3.15	44800	1.38	44,828.10
14:54:35	231040	0		540649	0		309609	0	Bullish	Bullish	6.64	20250	2.34	20,258.25	14:54:35	681923	0		942961	0		261038	0	Bullish	Bearish	25.87	44800	1.38	44,781.10
14:55:33	229557	-1483	Short C	528588	-12061	Long UW	299031	-10578	Bullish	Bullish	4.77	20250	2.3	20,262.30	14:55:33	668361	-13562	Short C	942961	0		274600	13562	Bullish	Bearish	-45.26	44800	1.41	44,794.95
14:56:33	229557	0		528588	0		299031	0	Bullish	Bullish	2.21	20250	2.3	20,265.30	14:56:33	668361	0		911854	-31107	Long UW	243493	-31107	Bullish	Bearish	-15.07	44800	1.36	44,804.10
14:57:33	229557	0		528588	0		299031	0	Bullish	Bullish	4.80	20250	2.3	20,265.75	14:57:33	668361	0		911854	0		243493	0	Bullish	Bullish	-45.26	44800	1.36	44,804.00
14:58:33	229557	0		523326	-5262	Long UW	293769	-5262	Bullish	Bullish	2.44	20250	2.28	20,265.75	14:58:33	676608	8247		899055	-12799	Long UW	222447	-21046	Bullish	Bullish	-5.27	44800	1.33	44,804.00
14:59:33	229805	248		523326	0		293521	-248	Bullish	Bullish	2.09	20250	2.28	20,259.45	14:59:33	676608	0		899043	-12		222435	-12	Bullish	Bearish	-31.64	44800	1.33	44,781.85
15:00:33	229805	0		523326	0		293521	0	Bullish	Bullish	3.28	20250	2.28	20,261.20	15:00:33	676608	0		899043	0		222435	0	Bullish	Bullish	-16.53	44800	1.33	44,791.25
15:01:33	222853	-6952	Short C	523326	0		300473	6952	Bullish	Bullish	0.44	20250	2.35	20,270.50	15:01:33	676608	0		899043	0		222435	0	Bullish	Bullish	-18.52	44800	1.33	44,792.35
15:02:33	222853	0		509215	-14111	Long UW	286362	-14111	Bullish	Bullish	1.30	20250	2.28	20,266.60	15:02:33	674379	-2229	Short C											

Nifty ATM	Nifty LTP	Nifty Pre CL	Nifty Open	Nifty High	Nifty Low	India VIX	Select Expiry	Exp High	20,325.00	33.45	Not Break	BN ATM	BN LTP	BN Pre CL	BN Open	BN High	BN Low	India VIX	Friday	Exp High	44,869.10	-82.00	Breakout		
20250	20,267.90	20133.15	20,194.10	20,291.55	20,183.70	12.38	2023-12-07	Exp Low	20,063.20	120.50	Not Break	44800	44,814.20	44481.75	44,580.15	44,951.10	44,531.75	12.38		Exp Low	44,291.20	240.55	Not Break		
Call Time Value	Call OI	COI (Call)	Call Volume	OI Change	Call LTP	STRIKE	Put LTP	OI Change	Put Volume	COI (Put)	Put OI	Put Time Value	Call Time Value	Call OI	COI (Call)	Call Volume	OI Change	Call LTP	STRIKE	Put LTP	OI Change	Put Volume	COI (Put)	Put OI	Put Time Value
16.75	86549	73584	767262	-1298	OTM 16.75	20600	ITM 335.9	-74	14525	2475	2591	3.80	90.00	46557	36484	1267144	-1376	OTM 90	45400	ITM 605.55	-60	36716	2866	3021	19.75
25.00	23886	19831	529661	342	OTM 25	20550	ITM 291.9	0	6859	1027	1221	9.85	115.00	41523	31366	1537148	-2401	OTM 115	45300	ITM 518.4	-152	112201	6058	6274	32.60
33.10	89489	33159	1167290	-1638	OTM 33.1	20500	ITM 253.5	-45	113056	8301	10202	21.40	149.10	68558	59950	2072593	-526	OTM 149.1	45200	ITM 450.65	458	267738	15375	15778	64.85
48.55	49098	14114	620985	-397	OTM 48.55	20450	ITM 216	-225	58300	2551	2650	33.90	171.10	71180	60768	2059955	-2869	OTM 171.1	45100	ITM 377	-1197	590101	17500	17956	91.20
61.30	111075	88726	1353478	-2345	OTM 61.3	20400	ITM 182.3	-572	311492	18048	19031	50.25	223.00	181885	106222	5222920	-11093	OTM 223	45000	ITM 325	-5048	2545371	63655	78104	139.20
85.00	33794	9717	949361	-1465	OTM 85	20350	ITM 148.3	-995	307716	7382	8849	66.25	270.00	101655	89171	3555318	-2763	OTM 270	44900	ITM 274.25	-8352	3058514	51260	53383	188.45
111.00	97920	32464	1944111	-1699	OTM 111	20300	ITM 122	-3436	1467770	54746	60874	89.90	313.15	85883	69048	3259805	-6852	ATM 327.3	44800	ATM 230	-510	3286125	95565	108267	230.00
114.10	34669	22263	1178186	-1639	ATM 132	20250	ATM 103.0	-3121	1367384	36744	42382	103.05	265.80	56824	2080	2122189	-5301	ITM 380	44700	OTM 203.75	-5240	2596291	72729	89005	203.75
97.10	57961	23052	1235361	-1872	ITM 165	20200	OTM 84.8	-3890	1898336	77635	109968	84.80	240.80	40108	20584	1419307	-851	ITM 455	44600	OTM 175	-3407	2268826	71454	87204	175.00
82.10	18495	-7419	248635	-474	ITM 200	20150	OTM 68.9	-1600	590729	21172	41110	68.90	214.80	110609	50696	1190038	-3809	ITM 529	44500	OTM 143	-3161	2259504	90530	154864	143.00
67.15	24446	-18678	275566	-676	ITM 235.05	20100	OTM 56.5	-1950	951236	69782	101986	56.50	193.80	19424	-12346	281234	-640	ITM 608	44400	OTM 110	-806	1113944	30579	58510	110.00
60.10	6879	-269	35929	21	ITM 278	20050	OTM 45	-1732	358294	13928	30285	45.00	172.35	12257	-2731	149273	-467	ITM 686.5	44300	OTM 97	435	920355	17116	47153	97.00
49.65	45101	-11292	140187	-577	ITM 317.55	20000	OTM 38	-2240	896103	60864	138942	38.00	158.80	6718	-2486	64447	-17	ITM 773	44200	OTM 81	-2471	987878	28673	60848	81.00
47.85	3708	-1652	5723	1	ITM 365.75	19950	OTM 31.25	-743	305013	10569	23485	31.25	135.80	3029	-1881	18338	-7	ITM 850	44100	OTM 73	-2795	699542	12705	34534	73.00
39.35	27773	-2254	17813	-54	ITM 407.25	19900	OTM 25	-1306	514655	39277	96390	25.00	125.85	26008	-5453	83685	-900	ITM 940.0	44000	OTM 60	-30	1291618	37284	112730	60.00
36.15	3762	-139	1627	-7	ITM 454.05	19850	OTM 21.5	-330	198479	8641	29623	21.50	117.25	3088	-389	5823	7	ITM 1031.	43900	OTM 53	-1680	524133	15078	28627	53.00
32.10	18829	-2272	7444	-99	ITM 500	19800	OTM 18.1	-336	394728	9813	77542	18.10	110.80	3940	-836	8407	-1	ITM 1125	43800	OTM 52.75	346	524234	25492	48047	52.75
	733434	138564								360301	797131			879246	500247								653919	1004305	
15:41						01-Dec-2023 15:41:49	NIFTY NET OI	221737		Nifty50 PCR :	2.6		15:41							01-Dec-2023 15:41:49	BN NET OI	153672		Bank Nifty PCR :	1.31

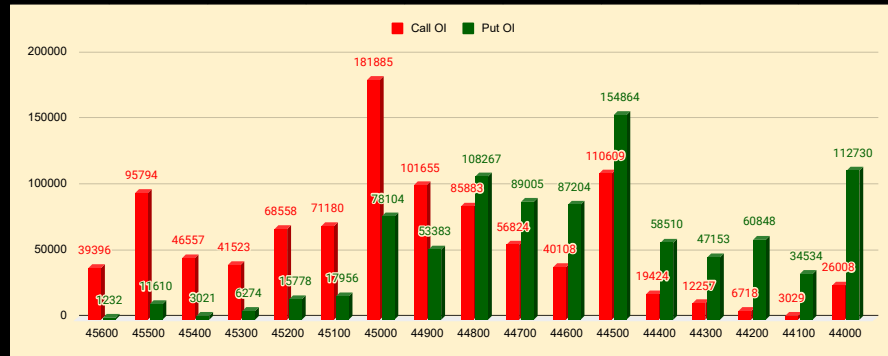
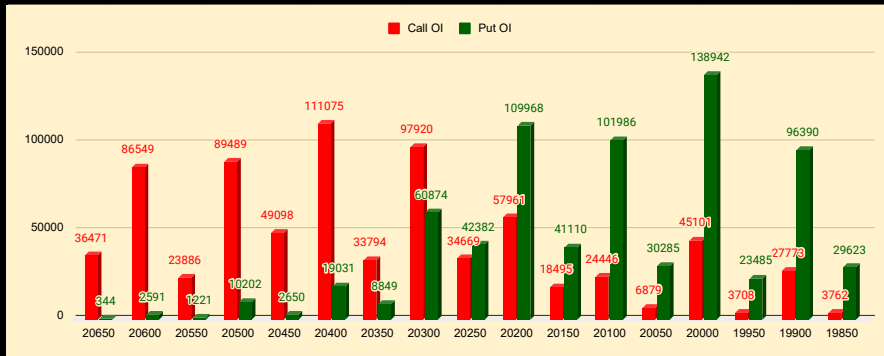
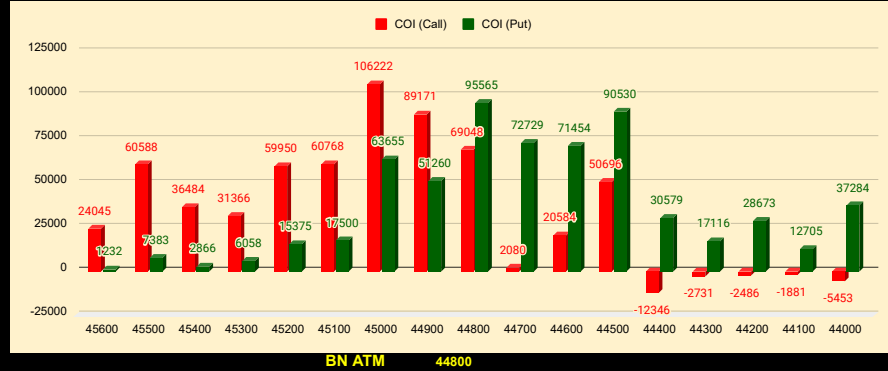
NIFTY 50

BANK NIFTY

01-Dec-2023 15:42:10 Friday



01-Dec-2023 15:42:10 Friday



Golden Rules using OiDeer

Avoid Signals of VWAP difference below 9-10 Points

9-10 प्वाइंट से नीचे VWAP अंतर के सिग्नल से बचें

PCR above 2 Strong Bullish & PCR Below 0.50 is Strong Bearish. If Call COI is negative then it will show 100 PCR and If Put COI is negative then it will show 0 PCR

PCR २ के ऊपर Strong बुलिश और PCR ०.५० के निचे स्ट्रॉंग बिअरिश। यदि कॉल COI नेगेटिव है तो यह 100 PCR दिखाएगा और यदि COI पुट नकारात्मक है तो यह 0 PCR दिखाएगा

Rule 1) Both Nifty and Bank Nifty Oi data should be in same direction. If One is Negative and other is positive then Avoid Trade because कौन किसको अपनी तरफ खिंचेगा ये कह नहीं सकते. Let Both Nifty and BN Oi data in Same direction then look for any Opportunity.

नियम 1) निफ्टी और बैंक निफ्टी दोनों डेटा एक ही दिशा में होने चाहिए। यदि एक नकारात्मक है और दूसरा सकारात्मक है तो व्यापार से बचें क्योंकि कौन किसको अपनी तरफ खिंचेगा ये कह नहीं सकते। निफ्टी और बीएन ओआई डेटा दोनों को एक ही दिशा में जाने दें और फिर किसी अवसर की तलाश करें।

Rule 2) Safe traders can wait for All Three Singals become Same color. If all Three Signals are not Same then Please Avoide Trade.

नियम 2) सुरक्षित ट्रेडर तीनों सिग्नल के एक ही रंग में आने का इंतजार कर सकते हैं। यदि तीनों संकेत समान नहीं हैं तो कृपया व्यापार से बचें।

Rule 3) Any upside movement should be supported by short Covering and any downside movement should be supported by Long unwinding.

नियम 3) किसी भी ऊपर की गतिविधि को शॉर्ट कवरींग द्वारा समर्थित किया जाना चाहिए और किसी भी नकारात्मक गतिविधि को लॉन्ग अनवाइंडिंग द्वारा समर्थित किया जाना चाहिए।

Rule 4) if Oi data is Negative (Oi data below red line) and if market already given big downside movement, then please wait till market to Go Up near VWAP and Return then Buy Put PE with SL above VWAP. (VWAP Difference below 10 is best for taking Position)

नियम 4) यदि Oi डेटा नकारात्मक है (लाल रेखा के नीचे Oi डेटा) और यदि बाजार में पहले से ही बड़ी गिरावट है, तो कृपया VWAP के पास बाजार के ऊपर जाने तक प्रतीक्षा करें और फिर VWAP के ऊपर SL के साथ PE खरीदें। (VWAP अंतर 10 से कम स्थिति लेने के लिए सबसे अच्छा है)

Rule 5) if Oi is Positive (Oi data above red line) and if market already given big upside movement then wait for market to come down near VWAP and go up then Buy Call CE with SL below VWAP. (VWAP Difference below 10 is best for taking Position)

नियम 5) यदि Oi धनात्मक है (लाल रेखा के ऊपर Oi डेटा) और यदि बाजार में पहले से ही बड़ी तेजी है तो बाजार के VWAP के पास नीचे आने और ऊपर जाने की प्रतीक्षा करें, फिर VWAP के नीचे SL के साथ कॉल CE खरीदें। (VWAP अंतर 10 से कम स्थिति लेने के लिए सबसे अच्छा है)

Rule 6) In Reversal Case, Take Trade on the Basis of Price Action and VWAP Signal because Net Oi Signal Come Latter.

नियम 6) रिवर्सल केस में, प्राइस एक्शन और VWAP सिग्नल के आधार पर Trade लें क्योंकि नेट Oi सिग्नल बाद में आते हैं।

Rule 7) When your target is done of 40-50 points, Close your PC/laptop and don't look back to Market and Enjoy the day. (निफ्टी बुलाती है मगर जानेका नहीं)

नियम 7) जब आपका लक्ष्य 40-50 अंक का हो जाए, तो अपना पीसी/लैपटॉप बंद कर दें और बाजार की ओर मुड़कर न देखें और दिन का आनंद लें। (निफ्टी बुलाती है मगर जानेका नहीं)

Rule 8) Do not try to catch every movement. Do not Overtrade.

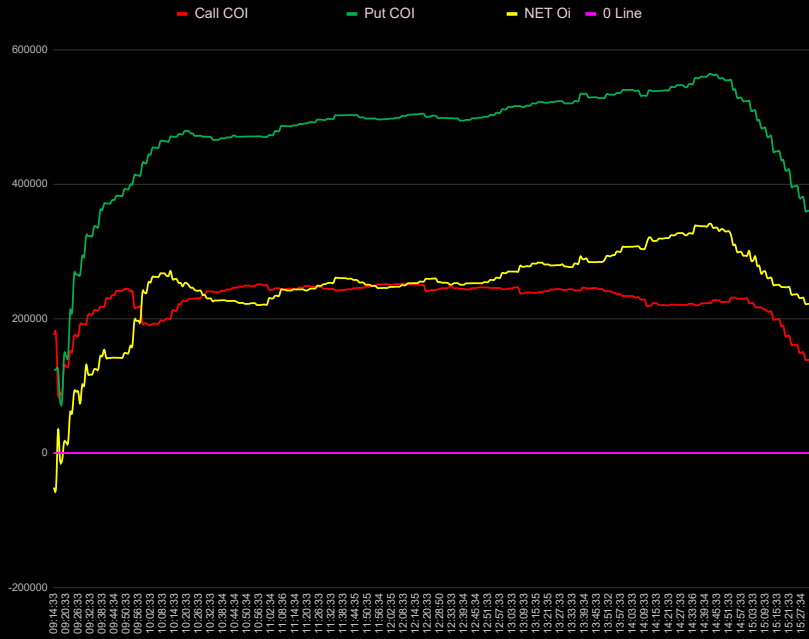
नियम 8) हर Movement को पकड़ने की कोशिश न करें। ओवरट्रेड न करें।

Wish you Happy Trading Day 👍

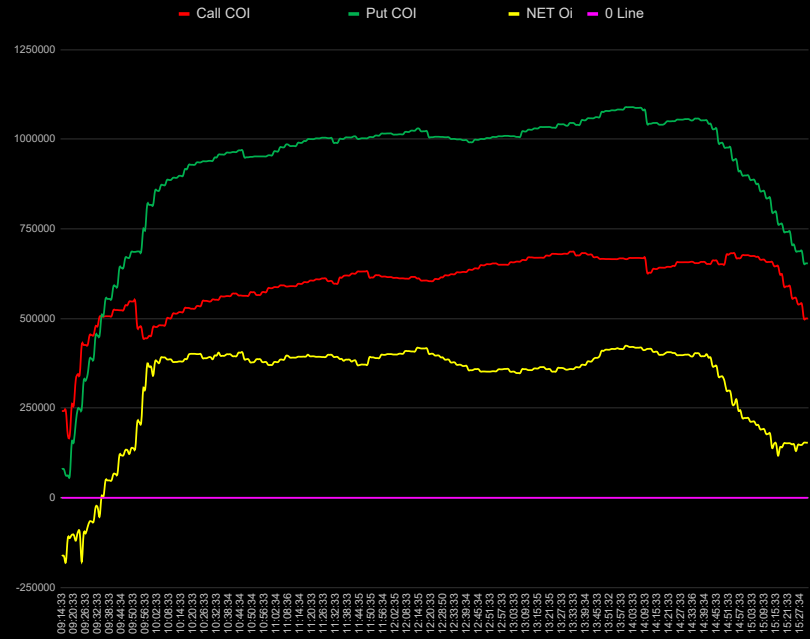
आपको ट्रेडिंग दिवस की शुभकामनाएं 👍



- Team OiDeer



NIFTY 50







BANK NIFTY



Nifty ATM	Nifty Spot	Nifty Pre Cl	Nifty Open	Nifty High	Nifty Low	India VIX	Current Expiry	Exp High	20,325.00	33.45	Not Break	Resistanc	20400	BN ATM	BN Spot	BN Pre CL	BN Open	BN High	BN Low	India VIX	Friday		Exp High	-82.00	Breakout	Resistanc	45000	
20250	20,267.90	20133.15	20,194.10	20,291.55	20,183.70	12.38	2023-12-07	Exp Low	20,063.20	120.50	Not Break	Support	20000	44800	44,814.20	44,481.75	44,580.15	44,951.10	44,531.75	12.38			Exp Low :	44,291.20	240.55	Not Break	Support	44500
Time	Call COI (Bearish ▼)	Call COI (+▲▼)	Short Covering	Put COI (Bullish ▲)	Put COI (+▲▼)	Long UW	NET Oi	+▲▼	Net Oi Signal	Price Action Signal		Nifty PCR	Nifty LTP	Time	Call COI (Bearish ▼)	Call COI (+▲▼)	Short Covering	Put COI (Bullish ▲)	Put COI (+▲▼)	Long Unwinding	NET Oi	+▲▼	Net Oi Signal	Price Action Signal		BN PCR	BN LTP	
09:18:37	89317	0		78431	0		-10886	0	Bearish	Wait		0.88	20,205.40	09:18:37	174856	0		62428	0		-112428	0	Bearish	Wait		0.36	44,579.35	
09:23:40	150581	61264		210234	131803		59653	70539	Bullish	Wait		1.4	20,215.55	09:23:40	344605	169749		247561	185133		-97044	15384	Bearish	Wait		0.72	44,632.80	
09:28:37	191708	41127		292492	82258		100784	41131	Bullish	Wait		1.53	20,227.90	09:28:37	453740	109135		387548	139987		-66192	30852	Bearish	Wait		0.85	44,666.25	
09:33:37	205882	14174		322732	30240		116850	16066	Bullish	Bullish		1.57	20,230.70	09:33:37	504950	51210		452170	64622		-52780	13412	Bearish	Bullish		0.9	44,659.15	
09:38:37	217513	11631		361410	38678		143897	27047	Bullish	Bullish		1.66	20,220.85	09:38:37	506351	1401		554653	102483		48302	101082	Bullish	Bullish		1.1	44,720.50	
09:43:37	234677	17164		376403	14993		141726	-2171	Bullish	Bearish		1.6	20,221.05	09:43:37	523002	16651		641321	86668		118319	70017	Bullish	Bullish		1.23	44,728.65	
09:48:38	240981	6304		382570	6167		141589	-137	Bullish	Bearish		1.59	20,219.20	09:48:38	547532	24530		669627	28306		122095	3776	Bullish	Bullish		1.22	44,735.55	
09:53:37	239983	-998		399552	16982		159569	17980	Bullish	Bullish		1.66	20,242.40	09:53:37	476268	-71264	Short C	687095	17468		210827	88732	Bullish	Bullish		1.44	44,849.65	
09:58:39	192773	-47210	Short C	431349	31797		238576	79007	Bullish	Bullish		2.24	20,254.85	09:58:39	451870	-24398	Short C	816976	129881		365106	154279	Bullish	Bullish		1.81	44,894.30	
10:03:37	192183	-590		454139	22590		261956	23380	Bullish	Bullish		2.36	20,252.00	10:03:37	481068	29198		856737	39761		375669	10563	Bullish	Bullish		1.78	44,881.75	
10:08:37	197028	4845		464124	9985		267096	5140	Bullish	Bullish		2.36	20,244.35	10:08:37	500712	19644		886582	29845		385870	10201	Bullish	Bullish		1.77	44,867.35	
10:13:36	211899	14871		470522	6398		258623	-8473	Bullish	Bullish		2.26	20,262.10	10:13:36	517725	17013		897959	11377		380234	-5636	Bullish	Bullish		1.73	44,911.90	
10:18:38	226219	14320		474176	3654		247957	-10666	Bullish	Bullish		2.1	20,256.00	10:18:38	529434	11709		928908	30949		399474	19240	Bullish	Bullish		1.75	44,891.10	
10:23:38	229359	3140		475245	1069		245886	-2071	Bullish	Bullish		2.07	20,259.15	10:23:38	534770	5336		935497	6589		400727	1253	Bullish	Bullish		1.75	44,879.40	
10:28:39	235557	6198		470666	-4579	Long UW	235109	-10777	Bullish	Bullish		2	20,263.00	10:28:39	547762	12992		939795	4298		392033	-8694	Bullish	Bearish		1.72	44,892.55	
10:33:37	240381	4824		465937	-4729	Long UW	225556	-9553	Bullish	Bullish		1.94	20,257.85	10:33:37	552476	4714		957406	17611		404930	12897	Bullish	Bearish		1.73	44,877.40	
10:38:39	240994	613		468171	2234		227177	1621	Bullish	Bullish		1.94	20,262.20	10:38:39	562641	10165		962769	5363		400128	-4802	Bullish	Bearish		1.71	44,877.40	
10:43:37	245808	4814		472033	3862		226225	-952	Bullish	Bearish		1.92	20,260.05	10:43:37	564404	1763		968930	6161		404526	4398	Bullish	Bearish		1.72	44,871.80	
10:48:37	247356	1548		470509	-1524	Long UW	223153	-3072	Bullish	Bullish		1.9	20,260.05	10:48:37	563374	-1030	Short C	949831	-19099	Long UW	386457	-18069	Bullish	Bearish		1.69	44,871.80	
10:53:37	248135	779		470898	389		222763	-390	Bullish	Bearish		1.9	20,257.35	10:53:37	565838	2464		952145	2314		386307	-150	Bullish	Bullish		1.68	44,882.65	
10:58:37	249287	1152		470050	-845.98		220763	-2000	Bullish	Bearish		1.89	20,255.90	10:58:37	584670	18832		955301	3156		370631	-15676	Bullish	Bearish		1.63	44,862.45	
11:03:37	242850	-6437	Short C	472806	2756		229956	9193	Bullish	Bullish		1.95	20,265.25	11:03:37	587621	2951		966234	10933		378613	7982	Bullish	Bearish		1.64	44,870.60	
11:08:38	243394	544		486325	13519		242931	12975	Bullish	Bullish		2	20,266.30	11:08:38	589463	1842		985291	19057		395828	17215	Bullish	Bearish		1.67	44,879.50	
11:13:38	244118	724		487304	2679		243186	255	Bullish	Bullish		2	20,265.80	11:13:38	596681	7218		990110	4819		393429	-2399	Bullish	Bullish		1.66	44,886.10	
11:18:37	246170	2052		489486	2182		243316	130	Bullish	Bearish		1.99	20,264.00	11:18:37	601342	4661		1000473	10363		399131	5702	Bullish	Bullish		1.66	44,890.90	
11:23:37	247465	1295		492041	2555		244576	1260	Bullish	Bearish		1.99	20,259.60	11:23:37	609283	7941		1002567	2094		393284	-5847	Bullish	Bearish		1.65	44,874.70	
11:28:39	244347	-3118	Short C	495409	3368		251062	6486	Bullish	Bullish		2.03	20,272.35	11:28:39	604492	-4791	Short C	1003125	558		398633	5349	Bullish	Bullish		1.66	44,932.45	
11:33:37	243943	-404		496924	1515		252981	1919	Bullish	Bullish		2.04	20,278.05	11:33:37	597535	-6957	Short C	990354	-12771	Long UW	392819	-5814	Bullish	Bullish		1.66	44,917.40	
11:38:40	242428	-1515	Short C	502454	5530		260026	7045	Bullish	Bullish		2.07	20,271.80	11:38:40	619973	22438		1005207	14853		385234	-7585	Bullish	Bullish		1.62	44,914.75	
11:43:42	245044	2616		502471	17		252747	-2599	Bullish	Bullish		2.05	20,275.20	11:43:42	631075	11102		1001206	-4001	Long UW	370131	-15103	Bullish	Bullish		1.59	44,934.60	
11:48:37	245724	680		499280	-3191	Long UW	253556	-3871	Bullish	Bearish		2.03	20,277.50	11:48:37	631308	233		1002760	1554		371452	1321	Bullish	Bullish		1.59	44,929.95	
11:53:37	249014	3290		497518	-1762	Long UW	248504	-5052	Bullish	Bullish		2	20,277.30	11:53:37	620640	-10668	Short C	1010363	7603		389723	18271	Bullish	Bullish		1.63	44,929.00	
11:58:37	251048	2034		496528	-990		245480	-3024	Bullish	Bullish		1.98	20,278.35	11:58:37	615617	-5023	Short C	1016315	5952		400698	10975	Bullish	Bearish		1.65	44,920.95	
12:03:38	250443	-605		494754	926		247011	1531	Bullish	Bullish		1.99	20,278.35	12:03:38	613519	-2098	Short C	1013152	-3163	Long UW	399633	-1065	Bullish	Bearish		1.65	44,920.95	
12:08:37	251782	1339		501315	3861		249533	2522	Bullish	Bullish		1.99	20,279.25	12:08:37	611311	-2208	Short C	1020493	7341		409182	9549	Bullish	Bearish		1.67	44,896.85	
12:13:39	251065	-717		503764	2449		252699	3166	Bullish	Bullish		2.01	20,281.20	12:13:39	611743	432		1029691	9198		417948	8766	Bullish	Bearish		1.68	44,906.25	
12:18:37	249654	-1411	Short C	504542	778		254888	2189	Bullish	Bearish		2.02	20,273.95	12:18:37	605932	-5811	Short C	1022385	-7306	Long UW	416453	-1495	Bullish	Bearish		1.69	44,872.25	
12:23:37	242319	-7335	Short C	501757	-2785	Long UW	259438	4550	Bullish	Bearish		2.07	20,275.80	12:23:37	610084	4152		1006974	-15411	Long UW	396890	-19563	Bullish	Bearish		1.65	44,877.15	
12:29:23	245138	2819		498414	-3343	Long UW	253276	-6162	Bullish	Bearish		2.03	20,274.45	12:29:23	620293	10209		1005744	-1230	Long UW	385451	-11439	Bullish	Bearish		1.62	44,876.25	
12:33:37	247458	2320		497995	-419		250537	-2739	Bullish	Bearish		2.01	20,271.55	12:33:37	623432	3139		1001013	-4731	Long UW	377581	-7870	Bullish	Bearish		1.61	44,866.50	
12:38:39	244076	-3382	Short C	494437	-3558	Long UW	250361	-176	Bullish	Bearish		2.03																

Nifty ATM	Nifty Spot	Nifty Pre Cl	Nifty Open	Nifty High	Nifty Low	India VIX	Current Expiry	Exp High	20,325.00	33.45	Not Break	Resistanc	20400	BN ATM	BN Spot	BN Pre CL	BN Open	BN High	BN Low	India VIX	Friday		Exp High	44,889.10	-82.00	Breakout	Resistanc	45000	
20250	20,267.90	20133.15	20,194.10	20,291.55	20,183.70	12.38	2023-12-07	Exp Low	20,063.20	120.50	Not Break	Support	20000	44800	44,814.20	44,481.75	44,580.15	44,951.10	44,531.75	12.38			Exp Low	44,291.20	240.55	Not Break	Support	44500	
Time	Call COI (Bearish ▼)	Call COI (+▲▼)	Short Covering	Put COI (Bullish ▲)	Put COI (+▲▼)	Long UW	NET Oi	+▲▼	Net Oi Signal	Price Action Signal			Nifty PCR	Nifty LTP	Time	Call COI (Bearish ▼)	Call COI (+▲▼)	Short Covering	Put COI (Bullish ▲)	Put COI (+▲▼)	Long Unwinding	NET Oi	+▲▼	Net Oi Signal	Price Action Signal			BN PCR	BN LTP
14:18:40	219988	-2786	Short C	538857	501		318869	3287	Bullish	Bearish			2.45	20,275.80	14:18:40	641843	3592		1040814	-4633	Long UW	398971	-8225	Bullish	Bearish			1.62	44,874.70
14:23:38	220628	640		544395	5538		323767	4898	Bullish	Bearish			2.47	20,274.35	14:23:38	646997	5154		1050648	9834		403651	4680	Bullish	Bullish			1.62	44,893.35
14:28:39	220174	-454		547144	2749		326970	3203	Bullish	Bearish			2.49	20,273.90	14:28:39	656986	9989		1054804	4156		397818	-5833	Bullish	Bearish			1.61	44,877.05
14:33:38	221886	1712		548738	1594		326852	-118	Bullish	Bearish			2.47	20,260.70	14:33:38	658172	1186		1052862	-1942	Long UW	394690	-3128	Bullish	Bearish			1.6	44,854.75
14:38:37	222502	616		559806	11068		337304	10452	Bullish	Bearish			2.52	20,260.15	14:38:37	657829	-343		1052930	68		395101	411	Bullish	Bearish			1.6	44,827.65
14:43:37	227210	4708		562286	2480		335076	-2228	Bullish	Bearish			2.47	20,256.65	14:43:37	661745	3916		1028642	-24288	Long UW	366897	-28204	Bullish	Bearish			1.55	44,804.10
14:48:38	224652	-2558	Short C	557432	-4854	Long UW	332780	-2296	Bullish	Bearish			2.48	20,246.55	14:48:38	651575	-10170	Short C	989614	-39028	Long UW	338039	-28858	Bullish	Bearish			1.52	44,767.70
14:53:37	231040	6388		540649	-16783	Long UW	309609	-23171	Bullish	Bullish			2.34	20,267.15	14:53:37	681923	30348		942961	-46653	Long UW	261038	-77001	Bullish	Bullish			1.38	44,828.10
14:58:37	229557	-1483	Short C	523326	-17323	Long UW	293769	-15840	Bullish	Bullish			2.28	20,267.15	14:58:37	676608	-5315	Short C	899055	-43906	Long UW	222447	-38591	Bullish	Bullish			1.33	44,828.10
15:03:37	222853	-6704	Short C	509215	-14111	Long UW	286362	-7407	Bullish	Bullish			2.28	20,270.90	15:03:37	674376	-2232	Short C	886896	-12159	Long UW	212520	-9927	Bullish	Bullish			1.32	44,804.10
15:08:39	213577	-9276	Short C	483413	-25802	Long UW	269836	-16526	Bullish	Bullish			2.26	20,273.65	15:08:39	664223	-10153	Short C	855336	-31560	Long UW	191113	-21407	Bullish	Bearish			1.29	44,811.75
15:13:38	198711	-14866	Short C	448669	-34744	Long UW	249958	-19878	Bullish	Bullish			2.26	20,269.10	15:13:38	657810	-6413	Short C	796865	-58471	Long UW	139055	-52058	Bullish	Bearish			1.21	44,816.55
15:18:37	188803	-9908	Short C	435692	-12977	Long UW	246889	-3069	Bullish	Bearish			2.31	20,269.25	15:18:37	622749	-35061	Short C	763613	-33252	Long UW	140864	1809	Bullish	Bullish			1.23	44,827.00
15:23:37	160854	-27949	Short C	396699	-38993	Long UW	235845	-11044	Bullish	Bearish			2.47	20,266.70	15:23:37	557209	-65540	Short C	706139	-57474	Long UW	148930	8066	Bullish	Bullish			1.27	44,824.55
15:28:36	149290	-11564	Short C	379837	-16862	Long UW	230547	-5298	Bullish	Bearish			2.54	20,264.25	15:28:36	540113	-17096	Short C	687589	-18550	Long UW	147476	-1454	Bullish	Bullish			1.27	44,839.65

Nifty ATM	Nifty Spot	Nifty Pre Cl	Nifty Open	Nifty High	Nifty Low	India VIX	Current Expiry	Exp High	20,325.00	33.45	Not Break	Resistanc	20400	BN ATM	BN Spot	BN Pre CL	BN Open	BN High	BN Low	India VIX	Friday		Exp High	44,889.10	-82.00	Breakout	Resistanc	45000
20250	20,267.90	20133.15	20,194.10	20,291.55	20,183.70	12.38	2023-12-07	Exp Low	20,063.20	120.50	Not Break	Support	20000	44800	44,814.20	44,481.75	44,580.15	44,951.10	44,531.75	12.38			Exp Low	44,291.20	240.55	Not Break	Support	44500
Time	Call COI (Bearish ▼)	Call COI (+▲▼)	Short Covering	Put COI (Bullish ▲)	Put COI (+▲▼)	Long UW	NET Oi	+▲▼	Net Oi Signal	Price Action Signal		Nifty PCR	Nifty LTP	Time	Call COI (Bearish ▼)	Call COI (+▲▼)	Short Covering	Put COI (Bullish ▲)	Put COI (+▲▼)	Long Unwinding	NET Oi	+▲▼	Net Oi Signal	Price Action Signal		BN PCR	BN LTP	
09:21:03	128631	0		144549	0		15918	0	Bullish	Wait		1.12	20,222.45	09:21:03	328670	0		208947	0		-119723	0	Bearish	Wait		0.64	44,620.00	
09:31:03	205882	77251		322732	178183		116850	100932	Bullish	Bullish		1.57	20,227.65	09:31:03	478602	149932		452170	243223		-26432	93291	Bearish	Bullish		0.94	44,670.50	
09:41:02	229824	23942		371123	48391		141299	24449	Bullish	Bearish		1.61	20,220.60	09:41:02	523704	45102		590000	137830		66296	92728	Bullish	Bullish		1.13	44,725.80	
09:51:02	243861	14037		392319	21196		148458	7159	Bullish	Bullish		1.61	20,229.95	09:51:02	547499	23795		685887	95887		138388	72092	Bullish	Bullish		1.25	44,800.90	
10:01:02	190113	-53748	Short C	443773	51454		253860	105202	Bullish	Bullish		2.33	20,254.30	10:01:02	476564	-70935	Short C	856737	170850		380173	241785	Bullish	Bullish		1.8	44,872.25	
10:11:01	199828	9715		463384	19611		263556	9896	Bullish	Bearish		2.32	20,248.05	10:11:01	513778	37214		892636	35899		378858	-1315	Bullish	Bullish		1.74	44,874.80	
10:21:02	229359	29531		478933	15549		249574	-13982	Bullish	Bullish		2.09	20,259.95	10:21:02	527422	13644		928908	36272		401486	22628	Bullish	Bullish		1.76	44,892.05	
10:31:03	240381	11022		470212	-8721	Long UW	229831	-19743	Bullish	Bullish		1.96	20,260.25	10:31:03	552476	25054		949204	20296		396728	-4758	Bullish	Bullish		1.72	44,898.25	
10:41:02	243342	2961		469536	-676		226194	-3637	Bullish	Bullish		1.93	20,263.60	10:41:02	569453	16977		964377	15173		394924	-1804	Bullish	Bearish		1.69	44,892.25	
10:51:02	248971	5629		470785	1249		221814	-4380	Bullish	Bullish		1.89	20,264.00	10:51:02	573131	3678		952099	-12278	Long UW	378968	-15956	Bullish	Bullish		1.66	44,895.50	
11:01:03	242850	-6121	Short C	472806	2021		229956	8142	Bullish	Bullish		1.95	20,268.80	11:01:03	587624	14493		966234	14135		378610	-358	Bullish	Bearish		1.64	44,884.20	
11:11:04	244389	1539		486115	13309		241726	11770	Bullish	Bearish		1.99	20,260.65	11:11:04	590277	2653		981271	15037		390994	12384	Bullish	Bearish		1.66	44,862.35	
11:21:02	248503	4114		492041	5926		243538	1812	Bullish	Bullish		1.98	20,262.45	11:21:02	605916	15639		1000473	19202		394557	3563	Bullish	Bullish		1.65	44,879.35	
11:31:02	243943	-4560	Short C	496924	4883		252981	9443	Bullish	Bullish		2.04	20,277.55	11:31:02	597535	-8381	Short C	990354	-10119	Long UW	392819	-1738	Bullish	Bullish		1.66	44,929.95	
11:41:03	243504	-439		502737	5813		259233	6252	Bullish	Bullish		2.06	20,278.70	11:41:03	625245	27710		1007861	17507		382616	-10203	Bullish	Bullish		1.61	44,933.15	
11:51:02	247246	3742		497576	-5161	Long UW	250330	-8903	Bullish	Bearish		2.01	20,276.35	11:51:02	614669	-10576	Short C	1006248	-1613	Long UW	391579	8963	Bullish	Bearish		1.64	44,928.05	
12:01:04	250443	3197		497454	-122		247011	-3319	Bullish	Bullish		1.99	20,282.00	12:01:04	613519	-1150	Short C	1013152	6904		399633	8054	Bullish	Bearish		1.65	44,922.15	
12:11:02	250825	382		503228	5774		252403	5392	Bullish	Bearish		2.01	20,280.60	12:11:02	615932	2413		1024095	10943		408163	8530	Bullish	Bearish		1.66	44,900.35	
12:21:01	241267	-9558	Short C	500275	-2953	Long UW	259008	6605	Bullish	Bearish		2.07	20,273.85	12:21:01	604197	-11735	Short C	1005846	-18249	Long UW	401649	-6514	Bullish	Bearish		1.66	44,871.60	
12:31:03	245138	3871		497995	-2280	Long UW	252857	-6151	Bullish	Bullish		2.03	20,274.60	12:31:03	623432	19235		1001013	-4833	Long UW	377581	-24068	Bullish	Bullish		1.61	44,880.60	
12:41:01	243241	-1897	Short C	495546	-2449	Long UW	252305	-552	Bullish	Bullish		2.04	20,278.05	12:41:01	635962	12530		991902	-9111	Long UW	359940	-21641	Bullish	Bullish		1.56	44,896.40	
12:51:02	246197	2956		500288	4742		254091	1786	Bullish	Bearish		2.03	20,276.10	12:51:02	651501	15539		1003375	11473		351874	-4066	Bullish	Bearish		1.54	44,892.10	
13:01:03	244654	-1543	Short C	514536	14248		269882	15791	Bullish	Bullish		2.1	20,277.30	13:01:03	656760	5259		1008561	5186		351801	-73	Bullish	Bearish		1.54	44,867.50	
13:11:02	238857	-5797	Short C	516626	2090		277769	7887	Bullish	Bearish		2.16	20,275.50	13:11:02	670508	13748		1026683	18122		356175	4374	Bullish	Bearish		1.53	44,846.10	
13:21:02	240675	1818		521134	4508		280459	2690	Bullish	Bearish		2.17	20,271.00	13:21:02	675387	4879		1034254	7571		358867	2692	Bullish	Bullish		1.53	44,865.60	
13:31:01	243530	2855		520127	-1007	Long UW	276597	-3862	Bullish	Bullish		2.14	20,273.95	13:31:01	686318	10931		1045329	11075		359011	144	Bullish	Bullish		1.52	44,888.15	
13:41:02	244806	1276		528949	8822		284143	7546	Bullish	Bullish		2.16	20,276.00	13:41:02	678390	-7928	Short C	1058561	13232		380171	21160	Bullish	Bullish		1.56	44,915.90	
13:51:03	240557	-4249	Short C	533584	4635		293027	8884	Bullish	Bullish		2.22	20,280.25	13:51:03	665949	-12441	Short C	1078979	20418		413030	32859	Bullish	Bearish		1.62	44,911.30	
14:01:03	233425	-7132	Short C	540149	6565		306724	13697	Bullish	Bearish		2.31	20,278.80	14:01:03	668894	2945		1089578	10599		420684	7654	Bullish	Bullish		1.63	44,916.45	
14:11:04	219048	-14377	Short C	539161	-988		320113	13389	Bullish	Bullish		2.46	20,281.40	14:11:04	628224	-40670	Short C	1043520	-46058	Long UW	415296	-5388	Bullish	Bearish		1.66	44,886.25	
14:21:02	219637	589		539477	316		319840	-273	Bullish	Bearish		2.46	20,274.95	14:21:02	644183	15959		1050118	6598		405935	-9361	Bullish	Bearish		1.63	44,885.25	
14:31:05	221886	2249		548738	9261		326852	7012	Bullish	Bearish		2.47	20,269.65	14:31:05	657083	12900		1056235	6117		399152	-6783	Bullish	Bearish		1.61	44,869.60	
14:41:03	223129	1243		563826	15088		340697	13845	Bullish	Bearish		2.53	20,254.40	14:41:03	652438	-4645	Short C	1043279	-12956	Long UW	390841	-8311	Bullish	Bearish		1.6	44,802.15	
14:51:02	224885	1756		554491	-9335	Long UW	329606	-11091	Bullish	Bullish		2.47	20,261.65	14:51:02	677874	25436		976897	-66382	Long UW	299023	-91818	Bullish	Bearish		1.44	44,790.30	
15:01:02	222853	-2032	Short C	523326	-31165	Long UW	300473	-29133	Bullish	Bullish		2.35	20,270.50	15:01:02	676608	-1266	Short C	899043	-77854	Long UW	224335	-76588	Bullish	Bullish		1.33	44,792.35	
15:11:02	210216	-12637	Short C	470606	-52720	Long UW	260390	-40083	Bullish	Bearish		2.24	20,265.80	15:11:02	657972	-18636	Short C	835951	-63092	Long UW	177979	-44456	Bullish	Bullish		1.27	44,805.25	
15:21:03	174120	-36096	Short C	420591	-50015	Long UW	246471	-13919	Bullish	Bullish		2.42	20,267.80	15:21:03	589618	-68354	Short C	741637	-94314	Long UW	152019	-25960	Bullish	Bullish		1.26	44,824.70	
15:31:03	138564	-35556	Short C	360301	-60290	Long UW	221737	-24734	Bullish	Bearish		2.6	20,248.95	15:31:03	500247	-89371	Short C	653919	-87718	Long UW	153672	1653	Bullish	Bearish		1.31	44,791.45	

Nifty ATM	Nifty Spot	Nifty Pre Cl	Nifty Open	Nifty High	Nifty Low	India VIX	Current Expiry	Exp High	20,325.00	33.45	Not Break	Resistanc	20400	BN ATM	BN Spot	BN Pre CL	BN Open	BN High	BN Low	India VIX	Friday		Exp High	44,889.10	-82.00	Breakout	Resistanc	45000
20250	20,267.90	20133.15	20,194.10	20,291.55	20,183.70	12.38	2023-12-07	Exp Low	20,063.20	120.50	Not Break	Support	20000	44800	44,814.20	44,481.75	44,580.15	44,951.10	44,531.75	12.38			Exp Low	44,291.20	240.55	Not Break	Support	44500
Time	Call COI (Bearish ▼)	Call COI (+▲▼)	Short Covering	Put COI (Bullish ▲)	Put COI (+▲▼)	Long UW	NET Oi	+▲▼	Net Oi Signal	Price Action Signal		Nifty PCR	Nifty LTP	Time	Call COI (Bearish ▼)	Call COI (+▲▼)	Short Covering	Put COI (Bullish ▲)	Put COI (+▲▼)	Long Unwinding	NET Oi	+▲▼	Net Oi Signal	Price Action Signal		BN PCR	BN LTP	
09:22:23	150581	0		210234	0		59653	0	Bullish	Wait		1.4	20,223.40	09:22:23	344605	0		247561	0		-97044	0	Bearish	Wait		0.72	44,640.30	
09:37:24	217513	66932		361410	151176		143897	84244	Bullish	Bearish		1.66	20,222.40	09:37:24	506351	161746		554653	307092		48302	145346	Bullish	Bullish		1.1	44,706.45	
09:52:23	239983	22470		399552	38142		159569	15672	Bullish	Bullish		1.66	20,239.70	09:52:23	476268	-30083	Short C	687095	132442		210827	162525	Bullish	Bullish		1.44	44,854.65	
10:07:23	197028	-42955	Short C	464124	64572		267096	107527	Bullish	Bullish		2.36	20,247.45	10:07:23	500712	24444		886582	199487		385870	175043	Bullish	Bullish		1.77	44,874.45	
10:22:23	229359	32331		475245	11121		245886	-21210	Bullish	Bullish		2.07	20,258.25	10:22:23	534770	34058		935497	48915		400727	14857	Bullish	Bullish		1.75	44,876.55	
10:37:24	240994	11635		468171	-7074	Long UW	227177	-18709	Bullish	Bullish		1.94	20,261.10	10:37:24	562641	27871		962769	27272		400128	-599	Bullish	Bullish		1.71	44,879.40	
10:52:25	248125	7131		470898	2727		222773	-4404	Bullish	Bearish		1.9	20,258.10	10:52:25	565843	3202		952145	-10624	Long UW	386302	-13826	Bullish	Bullish		1.68	44,891.50	
11:07:26	243394	-4731	Short C	486325	15427		242931	20158	Bullish	Bullish		2	20,269.15	11:07:26	589459	23616		985291	33146		395832	9530	Bullish	Bullish		1.67	44,894.15	
11:22:23	247465	4071		492041	5716		244576	1645	Bullish	Bearish		1.99	20,260.35	11:22:23	609296	19837		1002567	17276		393271	-2561	Bullish	Bearish		1.65	44,874.50	
11:37:22	242428	-5037	Short C	502454	10413		260026	15450	Bullish	Bullish		2.07	20,272.85	11:37:22	619975	10679		1005164	2597		385189	-8082	Bullish	Bullish		1.62	44,921.45	
11:52:23	249014	6586		497518	-4936	Long UW	248504	-11522	Bullish	Bullish		2	20,276.00	11:52:23	620640	665		1010363	5199		389723	4534	Bullish	Bullish		1.63	44,922.70	
12:07:24	251782	2768		501315	3797		249533	1029	Bullish	Bullish		1.99	20,283.40	12:07:24	611308	-9332	Short C	1020493	10130		409185	19462	Bullish	Bearish		1.67	44,914.35	
12:22:24	242437	-9345	Short C	501757	442		259320	9787	Bullish	Bearish		2.07	20,272.75	12:22:24	610084	-1224	Short C	1006974	-13519	Long UW	396890	-12295	Bullish	Bearish		1.65	44,855.90	
12:37:22	244076	1639		494437	-7320	Long UW	250361	-8959	Bullish	Bullish		2.03	20,274.95	12:37:22	629951	19867		997643	-9331	Long UW	367692	-29198	Bullish	Bullish		1.58	44,880.80	
12:52:24	245425	1349		502777	8340		257352	6991	Bullish	Bullish		2.05	20,276.20	12:52:24	635357	23606		1006431	8788		352874	-14818	Bullish	Bullish		1.54	44,886.45	
13:07:23	237553	-7872	Short C	516058	13281		278505	21153	Bullish	Bearish		2.17	20,275.50	13:07:23	663211	9654		1021846	15415		358635	5761	Bullish	Bearish		1.54	44,844.05	
13:22:23	243087	5534		522099	6041		279012	507	Bullish	Bearish		2.15	20,270.65	13:22:23	680361	17150		1032466	10620		352105	-6530	Bullish	Bullish		1.52	44,871.20	
13:37:23	241825	-1262	Short C	534211	12112		292386	13374	Bullish	Bullish		2.21	20,271.50	13:37:23	682272	1911		1053121	20655		370849	18744	Bullish	Bullish		1.54	44,887.60	
13:52:25	240557	-1268	Short C	533104	-1107	Long UW	292547	161	Bullish	Bullish		2.22	20,281.40	13:52:25	665661	-16611	Short C	1080765	27644		415104	44255	Bullish	Bullish		1.62	44,922.15	
14:07:24	228049	-12508	Short C	531629	-1475	Long UW	303580	11033	Bullish	Bullish		2.33	20,288.90	14:07:24	668590	2929		1087617	6852		419027	3923	Bullish	Bullish		1.63	44,935.55	
14:22:23	220628	-7421	Short C	544395	12766		323767	20187	Bullish	Bearish		2.47	20,276.80	14:22:23	644183	-24407	Short C	1050118	-37499	Long UW	405935	-13092	Bullish	Bearish		1.63	44,892.20	
14:37:24	219755	-873		559477	15082		339722	15955	Bullish	Bearish		2.55	20,261.50	14:37:24	657830	13647		1052930	2812		395100	-10835	Bullish	Bearish		1.6	44,835.60	
14:52:23	231040	11285		554491	-4986	Long UW	323451	-16271	Bullish	Bullish		2.4	20,267.05	14:52:23	681923	24093		976897	-76033	Long UW	294974	-100126	Bullish	Bearish		1.43	44,833.55	
15:07:24	216718	-14322	Short C	483413	-71078	Long UW	266695	-56756	Bullish	Bullish		2.23	20,267.35	15:07:24	664263	-17660	Short C	855401	-121496	Long UW	191138	-103836	Bullish	Bearish		1.29	44,801.85	
15:22:25	160876	-55842	Short C	396699	-86714	Long UW	235823	-30872	Bullish	Bullish		2.47	20,270.05	15:22:25	589618	-74645	Short C	741637	-113764	Long UW	152019	-39119	Bullish	Bullish		1.26	44,825.15	

Bank Nifty Component						Nifty Component					
Sr No	Name	LTP	Prev Cl	Change	Gainer	Sr No	Name	LTP	Prev Cl	Change	Gainer
1	HDFC Bank	1,555.40	1,558.80	-3.40	9	1	RELIANCE	2393.00	2377.45	15.55	29
2	ICICI Bank	946.70	934.95	11.75	Looser	2	HDFCBANK	1552.35	1558.80	-6.45	Looser
3	SBI	571.75	564.75	7.00	3	3	INFY	1451.50	1455.15	-3.65	22
4	Kotak Mahindra Bank	1,750.50	1,755.45	-4.95		4	ICICIBANK	947.50	934.95	12.55	
5	Axis Bank	1,104.65	1,074.25	30.40		5	TCS	3512.00	3487.60	24.40	
6	IndusInd Bank	1,461.05	1,466.10	-5.05		6	KOTAKBANK	1749.70	1755.45	-5.75	
7	Bank of Baroda Ltd	201.85	197.10	4.75		7	HINDUNILVR	2559.00	2545.55	13.45	
8	AU Small Finance Bank	743.80	741.40	2.40		8	AXISBANK	1103.00	1074.25	28.75	
9	Federal Bank	148.75	147.35	1.40		9	LT	3184.15	3109.20	74.95	
10	IDFC First Bank	86.20	85.20	1.00		10	ITC	449.15	435.80	13.35	
11	Bandhan Bank	226.25	226.10	0.15		11	SBIN	571.85	564.75	7.10	
12	Punjab National Bank	80.70	77.60	3.10		12	BAJFINANCE	7248.90	7121.90	127.00	
						13	ASIANPAINT	3172.00	3119.90	52.10	
						14	BHARTIARTL	1012.00	1014.70	-2.70	
						15	HCLTECH	1339.00	1340.90	-1.90	
						16	MARUTI	10559.00	10608.70	-49.70	
						17	TATASTEEL	130.00	127.90	2.10	
						18	WIPRO	407.30	413.05	-5.75	
						19	ULTRACEMCO	9040.00	9003.65	36.35	
						20	M&M	1627.00	1647.75	-20.75	
						21	BAJAJFINSV	1681.55	1673.50	8.05	
						22	SUNPHARMA	1228.00	1225.85	2.15	
						23	TITAN	3483.00	3490.60	-7.60	
						24	TECHM	1220.30	1220.95	-0.65	
						25	DRREDDY	5748.00	5788.15	-40.15	
						26	JSWSTEEL	808.00	801.10	6.90	
						27	NESTLEIND	24350.00	24236.15	113.85	
						28	INDUSINDBK	1461.90	1466.10	-4.20	
						29	TATAMOTORS	703.95	706.40	-2.45	
						30	POWERGRID	210.00	208.95	1.05	
						31	GRASIM	2010.50	2005.45	5.05	
						32	HDFCLIFE	681.65	690.75	-9.10	
						33	DIVISLAB	3785.05	3788.70	-3.65	
Common Stocks & its Weightage in Nifty50 & Bank Nifty											
	Sr no	Common Stocks	Nifty50	Bank Nifty							
	1	HDFCBANK	8.87	26.30							
	2	ICICIBANK	8.00	24.67							
	3	AXISBANK	2.29	12.18							
	4	SBIN	2.66	11.03							
	5	KOTAKBANK	3.91	10.63							
	6	INDUSINDBK	0.80	5.44							
			26.53	90.25							
Fin Nifty Component											
Sr No	Name	LTP	Prev Cl	Change	Gainer						
1	IEX	142.50	143.85	-1.35	10						
2	SBICARD	740.00	739.15	0.85	Looser						
3	ICICIGI	1,456.00	1,480.00	-24.00	10						
4	LICHSGFIN	492.00	491.15	0.85							
5	BAJFINANCE	7,248.90	7,121.90	127.00							
6	SBILIFE	1,420.30	1,435.25	-14.95							
7	AXISBANK	1,103.00	1,074.25	28.75							

8	BAJAJFINSV	1,681.55	1,673.50	8.05			34	NTPC	268.95	261.30	7.65
9	SBIN	571.85	564.75	7.10			35	HINDALCO	517.00	515.65	1.35
10	ICICIBANK	947.50	934.95	12.55			36	BAJAJ-AUTO	6052.80	6090.55	-37.75
11	MUTHOOTFIN	1,446.00	1,481.90	-35.90			37	ADANI PORTS	826.90	825.50	1.40
12	KOTAKBANK	1,749.70	1,755.45	-5.75			38	CIPLA	1204.95	1212.30	-7.35
13	CHOLAFIN	1,125.45	1,117.45	8.00			39	TATA CONSUM	943.00	940.75	2.25
14	HDFCBANK	1,552.35	1,558.80	-6.45			40	SBILIFE	1420.30	1435.25	-14.95
15	RECLTD	375.00	348.70	26.30			41	BPCL	437.50	435.70	1.80
16	HDFCLIFE	681.65	690.75	-9.10			42	UPL	575.00	570.65	4.35
17	ICICIPRULI	556.20	562.60	-6.40			43	BRITANNIA	4968.00	4852.65	115.35
18	SHRIRAMFIN	1,997.35	2,007.20	-9.85			44	ONGC	194.45	194.95	-0.50
19	PFC	365.80	334.90	30.90			45	EICHERMOT	3892.85	3896.90	-4.05
20	HDFCAMC	2,934.00	2,969.55	-35.55			46	HEROMOTOCO	3767.00	3819.05	-52.05
							47	ADANI ENT	2359.00	2358.55	0.45
							48	COALINDIA	346.00	342.15	3.85
							49	APOLLOHOSP	5572.75	5528.95	43.80
							50	LTIM	5565.00	5536.70	28.30

Sectors	Per % Change	Ranking			1 - Metal		2 - Media		3 - FMCG		4 - Realty	
Metal	23.40%	1	Rank	Stock Name	LTP	Stock Name	LTP	Stock Name	LTP	Stock Name	LTP	
Media	18.50%	2	1	MOIL	317.95 (21.65)	TV18BRDCST	47.75 (4.65)	RADICO	1566.8 (60.5)	LODHA	915.25 (33.55)	
FMCG	18.39%	3	2	JSL	518.3 (17)	ZEEL	265.6 (12.5)	COLPAL	2275.05 (78.85)	PRESTIGE	1040 (37.1)	
Realty	13.99%	4	3	VEDL	240.3 (6.95)	NAVNETEDUL	143.65 (6.15)	ITC	449.15 (13.35)	SOBHA	940.1 (32.85)	
Banking	12.88%	5	4	JINDALSTEL	687.6 (16.8)	NETWORK18	87.25 (0.7)	BRITANNIA	4968 (115.35)	BRIGADE	840.8 (24.55)	
Oil & Gas	7.08%	6	5	RATNAMANI	3814 (84.6)	INOXLEISUR	0 (0)	GODREJCP	1026.4 (18.2)	SUNTECK	502.3 (4.05)	
Pharma	4.06%	7	6	NATIONALUM	93.75 (1.75)	INOXLEISUR	0 (0)	EMAMILTD	512.6 (6.45)	OBOROIRLTY	1410.2 (9.35)	
Consumer Durables	3.51%	8	7	TATASTEEL	130 (2.1)	DISHTV	18.7 (-0.05)	UBL	1665.2 (18.4)	DLF	626.95 (1.1)	
IT	0.07%	9	8	HINDCOPPER	175.65 (2.6)	NAZARA	795.8 (-2.8)	DABUR	542 (3.95)	IBREALEST	82.75 (-0.15)	
Automobile	-2.28%	10	9	JSWSTEEL	808 (6.9)	SUNTV	671.7 (-2.7)	HINDUNILVR	2559 (13.45)	GODREJPROP	1871 (-5.7)	
Company Name	Sector	Symbol	O=H (Bearish)	O=L (Bullish)	LTP	Change	Per % Change	Prev Cl	Open	High	Low	
AU Small Finance Bank Ltd.	Banking	AUBANK			745	3.6	0.49%	741.4	745	751.4	740.05	
Axis Bank Ltd.	Banking	AXISBANK			1103	28.75	2.68%	1074.25	1075.4	1109	1070.2	
Bandhan Bank Ltd.	Banking	BANDHANBNK			225.95	-0.15	-0.07%	226.1	228.1	229.9	225.55	
Bank of Baroda	Banking	BANKBARODA			201.75	4.65	2.36%	197.1	198.5	203.85	198.35	
Federal Bank Ltd.	Banking	FEDERALBNK			148.55	1.2	0.81%	147.35	148.75	150.3	148	
HDFC Bank Ltd.	Banking	HDFCBANK			1552.35	-6.45	-0.41%	1558.8	1557.9	1565.75	1552.1	
ICICI Bank Ltd.	Banking	ICICIBANK			947.5	12.55	1.34%	934.95	935.95	952	933	
IDFC First Bank Ltd.	Banking	IDFCFIRSTB			86.2	1	1.17%	85.2	85.8	86.4	85.4	
IndusInd Bank Ltd.	Banking	INDUSINDBK			1461.9	-4.2	-0.29%	1466.1	1479	1493	1458.15	
Kotak Mahindra Bank Ltd.	Banking	KOTAKBANK			1749.7	-5.75	-0.33%	1755.45	1760	1766	1748.25	
Punjab National Bank	Banking	PNB			80.6	3	3.87%	77.6	78.1	81.5	78.05	
State Bank of India	Banking	SBIN			571.85	7.1	1.26%	564.75	567	574.2	566.55	
Ashok Leyland Ltd.	Automobile	ASHOKLEY			175.95	-7.2	-3.93%	183.15	183.65	184.2	175.05	
Bajaj Auto Ltd.	Automobile	BAJAJ-AUTO			6052.8	-37.75	-0.62%	6090.55	6050	6090	6003.3	
Balkrishna Industries Ltd.	Automobile	BALKRISIND			2560.9	-15.5	-0.60%	2576.4	2588	2598.5	2548	
Bharat Forge Ltd.	Automobile	BHARATFORG			1154	33.75	3.01%	1120.25	1130	1163.45	1124.6	
Bosch Ltd.	Automobile	BOSCHLTD			21961	361.45	1.67%	21599.55	21700	22125.35	21490	
Eicher Motors Ltd.	Automobile	EICHERMOT			3892.85	-4.05	-0.10%	3896.9	3922	3950	3882.05	
Hero MotoCorp Ltd.	Automobile	HEROMOTOCO			3767	-52.05	-1.36%	3819.05	3860	3865	3740.35	
MRF Ltd.	Automobile	MRF			111425	-258	-0.23%	111683	111651	112100	111110.5	
Mahindra & Mahindra Ltd.	Automobile	M&M			1627	-20.75	-1.26%	1647.75	1656	1666	1621.2	
Maruti Suzuki India Ltd.	Automobile	MARUTI			10559	-49.7	-0.47%	10608.7	10608	10759	10533.05	
Samvardhana Motherson International Ltd.	Automobile	MOTHERSON			93.15	1.1	1.20%	92.05	92.9	93.85	91.3	
Sona BLW Precision Forgings Ltd.	Automobile	SONACOMS			562.8	4.8	0.86%	558	563.5	566	556	
TVS Motor Company Ltd.	Automobile	TVSMOTOR			1905	40.5	2.17%	1864.5	1883	1924	1867.7	
Tata Motors Ltd.	Automobile	TATAMOTORS			703.95	-2.45	-0.35%	706.4	708	711	703	
Tube Investments of India Ltd.	Automobile	TIINDIA			3290	-76.3	-2.27%	3366.3	3367.5	3388.55	3281.85	
Britannia Industries Ltd.	FMCG	BRITANNIA			4968	115.35	2.38%	4852.65	4873	4984	4860.05	
Colgate Palmolive (India) Ltd.	FMCG	COLPAL			2275.05	78.85	3.59%	2196.2	2194.55	2289	2187.3	
Dabur India Ltd.	FMCG	DABUR			542	3.95	0.73%	538.05	540	544.4	537.7	
Emami Ltd.	FMCG	EMAMILTD			512.6	6.45	1.27%	506.15	507.5	517.65	503.6	
Godrej Consumer Products Ltd.	FMCG	GODREJCP			1026.4	18.2	1.81%	1008.2	1013	1029	1008	
Hindustan Unilever Ltd.	FMCG	HINDUNILVR			2559	13.45	0.53%	2545.55	2547.5	2581.95	2542	
ITC Ltd.	FMCG	ITC			449.15	13.35	3.06%	435.8	437.9	450.95	437.4	

Marico Ltd.	FMCG	MARICO		536.7	-1.95	-0.36%	538.65	540	541.6	533.6
Nestle India Ltd.	FMCG	NESTLEIND		24350	113.85	0.47%	24236.15	24339.95	24365	24156.4
Procter & Gamble Hygiene & Health Care Ltd	FMCG	PGHH		17318.45	78.55	0.46%	17239.9	17239.9	17469.95	17104.8
Radico Khaitan Ltd	FMCG	RADICO		1566.8	60.5	4.02%	1506.3	1533.95	1592	1510.05
Tata Consumer Products Ltd.	FMCG	TATACONSUM		943	2.25	0.24%	940.75	945.9	952.9	939.75
United Breweries Ltd.	FMCG	UBL		1665.2	18.4	1.12%	1646.8	1650	1679.9	1643.15
United Spirits Ltd.	FMCG	MCDOWELL-N		1051.65	2.8	0.27%	1048.85	1049.95	1057	1047.7
Varun Beverages Ltd.	FMCG	VBL		1091.95	-13.05	-1.18%	1105	1110	1126	1085.65
Coforge Ltd.	IT	COFORGE		5705	-55.85	-0.97%	5760.85	5810	5810.85	5695
HCL Technologies Ltd.	IT	HCLTECH		1339	-1.9	-0.14%	1340.9	1346	1349	1328
Infosys Ltd.	IT	INFY	O=H	1451.5	-3.65	-0.25%	1455.15	1459.9	1459.9	1446.15
L&T Technology Services Ltd.	IT	LTTS		4804.95	36	0.75%	4768.95	4799.95	4829.05	4737.1
LTIMindtree Ltd.	IT	LTIM		5565	28.3	0.51%	5536.7	5600	5610	5522.6
Mphasis Ltd.	IT	MPHASIS		2375.8	21.15	0.90%	2354.65	2366.95	2385	2340
Persistent Systems Ltd.	IT	PERSISTENT		6401.05	1.1	0.02%	6399.95	6445	6483.35	6390
Tata Consultancy Services Ltd.	IT	TCS		3512	24.4	0.70%	3487.6	3500	3516.95	3490.05
Tech Mahindra Ltd.	IT	TECHM	O=H	1220.3	-0.65	-0.05%	1220.95	1226.8	1226.8	1211.55
Wipro Ltd.	IT	WIPRO	O=H	407.3	-5.75	-1.39%	413.05	413.75	413.75	406.5
Dish TV India Ltd.	Media	DISHTV		18.7	-0.05	-0.27%	18.75	18.9	19.15	18.65
Hathway Cable & Datacom Ltd.	Media	HATHWAY		19.75	-0.3	-1.50%	20.05	20.2	20.45	19.65
Inox Leisure Ltd.	Media	INOXLEISUR	O=H	0	0	0.00%	0	0	0	0
Navneet Education Ltd.	Media	NAVNETEDUL		143.65	6.15	4.47%	137.5	138.2	147	137.85
Nazara Technologies Ltd.	Media	NAZARA		795.8	-2.8	-0.35%	798.6	802	804	792.75
Network18 Media & Investments Ltd.	Media	NETWORK18		87.25	0.7	0.81%	86.55	86.9	94.2	86.1
PVR Ltd.	Media	PVR	O=H	0	0	0.00%	0	0	0	0
Sun TV Network Ltd.	Media	SUNTV		671.7	-2.7	-0.40%	674.4	675.55	686.85	671.65
TV18 Broadcast Ltd.	Media	TV18BRDCST		47.75	4.65	10.79%	43.1	43.4	48.5	43.3
Zee Entertainment Enterprises Ltd.	Media	ZEEL		265.6	12.5	4.94%	253.1	255.05	269.9	254
APL Apollo Tubes Ltd.	Metal	APLAPOLLO		1643.55	-44.1	-2.61%	1687.65	1700	1745	1640.5
Adani Enterprises Ltd.	Metal	ADANIEN		2359	0.45	0.02%	2358.55	2370	2403.35	2354.1
Hindalco Industries Ltd.	Metal	HINDALCO		517	1.35	0.26%	515.65	520.05	524.8	515.3
Hindustan Copper Ltd.	Metal	HINDCOPPER		175.65	2.6	1.50%	173.05	175.3	179.45	173.8
Hindustan Zinc Ltd.	Metal	HINDZINC		300	0.75	0.25%	299.25	300.95	302	297.85
JSW Steel Ltd.	Metal	JSWSTEEL		808	6.9	0.86%	801.1	805	815	796.9
Jindal Stainless Ltd.	Metal	JSL		518.3	17	3.39%	501.3	502.5	520	495.05
Jindal Steel & Power Ltd.	Metal	JINDALSTEL		687.6	16.8	2.50%	670.8	678	693.3	671.05
MOIL Ltd.	Metal	MOIL	O=L	317.95	21.65	7.31%	296.3	295	319.45	295
National Aluminium Co. Ltd.	Metal	NATIONALUM		93.75	1.75	1.90%	92	92.95	94.15	92.35
Ratnamani Metals & Tubes Ltd.	Metal	RATNAMANI		3814	84.6	2.27%	3729.4	3761	3938.8	3732.05
Steel Authority of India Ltd.	Metal	SAIL		93.05	0.75	0.81%	92.3	93	94.2	92.2
Tata Steel Ltd.	Metal	TATASTEEL		130	2.1	1.64%	127.9	128.9	130.3	128.05
Vedanta Ltd.	Metal	VEDL		240.3	6.95	2.98%	233.35	234.8	242	233.55
Welspun Corp Ltd.	Metal	WELCORP		532	1.65	0.31%	530.35	530.8	541.45	528
Abbott India Ltd.	Pharma	ABBOTINDIA		23654.9	-150.25	-0.63%	23805.15	23751.1	23925.9	23614.2
Alkem Laboratories Ltd.	Pharma	ALKEM		4645	-78.55	-1.66%	4723.55	4724.9	4741.95	4621.75
Aurobindo Pharma Ltd.	Pharma	AUROPHARMA		1033	-8.55	-0.82%	1041.55	1049	1059.65	1031
Biocon Ltd.	Pharma	BIOCON		240.3	2	0.84%	238.3	241	245.1	240.05

Cipla Ltd.	Pharma	CIPLA		1204.95	-7.35	-0.61%	1212.3	1213.45	1217.85	1203.5
Divi's Laboratories Ltd.	Pharma	DIVISLAB		3785.05	-3.65	-0.10%	3788.7	3799	3819.7	3772
Dr. Reddy's Laboratories Ltd.	Pharma	DRREDDY		5748	-40.15	-0.69%	5788.15	5800	5856.55	5739.45
Gland Pharma Ltd.	Pharma	GLAND		1800	25.35	1.43%	1774.65	1796.8	1840	1780
Glaxosmithkline Pharmaceuticals Ltd.	Pharma	GLAXO		1674	16.9	1.02%	1657.1	1670	1708	1669.95
Glenmark Pharmaceuticals Ltd.	Pharma	GLENMARK		791.9	11.95	1.53%	779.95	781.8	798	778.85
Granules India Ltd.	Pharma	GRANULES		393.15	-6.4	-1.60%	399.55	404	404.9	391.5
Ipca Laboratories Ltd.	Pharma	IPCALAB		1150	17.05	1.50%	1132.95	1133	1153	1123.95
Laurus Labs Ltd.	Pharma	LAURUSLABS		377.6	-3.25	-0.85%	380.85	383	386.5	377.6
Lupin Ltd.	Pharma	LUPIN		1300	19.1	1.49%	1280.9	1280.9	1305.2	1276.45
NATCO Pharma Ltd.	Pharma	NATCOPHARM		785	-7.5	-0.95%	792.5	794.95	802.9	784
Pfizer Ltd.	Pharma	PFIZER		4112.45	27.65	0.68%	4084.8	4085.05	4123.5	4085
Sanofi India Ltd.	Pharma	SANOFI		8201	157.3	1.96%	8043.7	8050	8236	8001.3
Sun Pharmaceutical Industries Ltd.	Pharma	SUNPHARMA		1228	2.15	0.18%	1225.85	1233.05	1241.85	1225
Torrent Pharmaceuticals Ltd.	Pharma	TORNTPHARM		2147	20.45	0.96%	2126.55	2135	2157.45	2118.5
Zydus Lifesciences Ltd.	Pharma	ZYDUSLIFE		640	2.45	0.38%	637.55	641.7	648.95	637.5
Brigade Enterprises Ltd.	Realty	BRIGADE	O=L	840.8	24.55	3.01%	816.25	816	934.95	816
DLF Ltd.	Realty	DLF		626.95	1.1	0.18%	625.85	631.9	634.3	625.55
Godrej Properties Ltd.	Realty	GODREJPROP		1871	-5.7	-0.30%	1876.7	1885	1896.5	1854.55
Indiabulls Real Estate Ltd.	Realty	IBREALEST		82.75	-0.15	-0.18%	82.9	83.35	84.9	82.1
Macrotech Developers Ltd.	Realty	LODHA		915.25	33.55	3.81%	881.7	884.35	932	883.5
Oberoi Realty Ltd.	Realty	OBEROIRLTY		1410.2	9.35	0.67%	1400.85	1409	1424.8	1403.45
Phoenix Mills Ltd.	Realty	PHOENIXLTD		2340	-31.05	-1.31%	2371.05	2371	2393.95	2332.1
Prestige Estates Projects Ltd.	Realty	PRESTIGE		1040	37.1	3.70%	1002.9	1018.55	1048.7	1016.8
Sobha Ltd.	Realty	SOBHA		940.1	32.85	3.62%	907.25	915	962.6	908.75
Sunteck Realty Ltd.	Realty	SUNTECK		502.3	4.05	0.81%	498.25	501	506.6	498
Amber Enterprises India Ltd.	Consumer Durat	AMBER		3112.5	63.85	2.09%	3048.65	3080	3199	3060
Bata India Ltd.	Consumer Durat	BATAINDIA		1620	2.15	0.13%	1617.85	1630.6	1634	1613.6
Blue Star Ltd.	Consumer Durat	BLUESTARCO		990	-11.85	-1.18%	1001.85	1006	1009.85	987
Crompton Greaves Consumer Electricals Ltd.	Consumer Durat	CROMPTON		289	4.05	1.42%	284.95	286.35	290.55	285
Dixon Technologies (India) Ltd.	Consumer Durat	DIXON		5959	448.4	8.14%	5510.6	5530	6034.95	5514
Havells India Ltd.	Consumer Durat	HAVELLS		1311	8.35	0.64%	1302.65	1315	1320	1306
Kajaria Ceramics Ltd.	Consumer Durat	KAJARIACER		1362	24	1.79%	1338	1349.75	1369	1343.2
Orient Electric Ltd.	Consumer Durat	ORIENTELEC		216.75	0.2	0.09%	216.55	217.65	219.5	215.4
Rajesh Exports Ltd.	Consumer Durat	RAJESHXPO		355.5	2.4	0.68%	353.1	353.15	358.2	351.55
Relaxo Footwears Ltd.	Consumer Durat	RELAXO		915	4.95	0.54%	910.05	910.05	917.5	906
TTK Prestige Ltd.	Consumer Durat	TTKPRESTIG		770	-1.3	-0.17%	771.3	776.75	777.95	767
Titan Company Ltd.	Consumer Durat	TITAN		3483	-7.6	-0.22%	3490.6	3499	3500	3470
V-Guard Industries Ltd.	Consumer Durat	VGUARD		297.65	-3.95	-1.31%	301.6	301.65	303.6	296.25
Voltas Ltd.	Consumer Durat	VOLTAS	O=L	834.55	6.6	0.80%	827.95	828.15	841	828.15
Whirlpool of India Ltd.	Consumer Durat	WHIRLPOOL		1415	-156.25	-9.94%	1571.25	1550.15	1556.95	1405.1
Adani Total Gas Ltd.	Oil & Gas	ATGL		700.35	-8.45	-1.19%	708.8	716.7	723	697.05
Aegis Logistics Ltd.	Oil & Gas	AEGISCHEM		368	-3.95	-1.06%	371.95	374.45	375.65	365.4
Bharat Petroleum Corporation Ltd.	Oil & Gas	BPCL		437.5	1.8	0.41%	435.7	440	442.4	433.4
Castrol India Ltd.	Oil & Gas	CASTROLIND		139.7	1.5	1.09%	138.2	139.5	141.95	138.6
GAIL (India) Ltd.	Oil & Gas	GAIL		136.3	4.4	3.34%	131.9	134	137.35	132.35
Gujarat Gas Ltd.	Oil & Gas	GUJGASLTD		433.5	0.35	0.08%	433.15	434.9	439	432.3

Gujarat State Petronet Ltd.	Oil & Gas	GSPL			291.1	2.6	0.90%	288.5	290	292	288.4
Hindustan Petroleum Corporation Ltd.	Oil & Gas	HINDPETRO			345.5	-1.9	-0.55%	347.4	348.1	356.35	344.05
Indian Oil Corporation Ltd.	Oil & Gas	IOC			111.05	-0.7	-0.63%	111.75	112.85	113.95	110.6
Indraprastha Gas Ltd.	Oil & Gas	IGL			394.7	5.6	1.44%	389.1	391	400.8	389.5
Mahanagar Gas Ltd.	Oil & Gas	MGL			1058	16.65	1.60%	1041.35	1046.8	1081.9	1043.1
Oil & Natural Gas Corporation Ltd.	Oil & Gas	ONGC			194.45	-0.5	-0.26%	194.95	195.25	198.25	194.25
Oil India Ltd.	Oil & Gas	OIL			310	4.8	1.57%	305.2	308	314.5	305.5
Petronet LNG Ltd.	Oil & Gas	PETRONET	O=H		202.15	-0.65	-0.32%	202.8	205	205	200.75
Reliance Industries Ltd.	Oil & Gas	RELIANCE			2393	15.55	0.65%	2377.45	2378	2396.4	2377.6

Top 15 Bearish Stocks | Sell !!! Sell !! Sell!!

Symbol	Sector	O=H	Per %	LTP	OPEN	HIGH	LOW	for STBT sell after 3 pm			
NIACL	Financial Services	O=H	-9.86%	230.05 (-25.15)	261.9	261.9	229.7				
WHIRLPOOL	Consumer Durables		-9.37%	1424.1 (-147.15)	1550.15	1556.95	1405.1				
ORIENTCEM	Construction Materials		-4.29%	248.9 (-11.15)	259.85	260.6	243.7				
GICRE	Financial Services		-3.77%	307.5 (-12.05)	321	322.7	305				
IONEXCHANG	Construction		-3.53%	562.25 (-20.55)	582	588.7	554.1				
COCHINSHIP	Capital Goods	O=H	-3.20%	1166 (-38.6)	1200	1200	1155.75				
SUPRIYA	Healthcare		-3.19%	282 (-9.3)	291.4	294.35	281.1				
DBREALTY	Realty		-3.18%	202.3 (-6.65)	209.95	210.45	201				
SIS	Services		-3.18%	470.95 (-15.45)	483	485.85	466.5				
NEWGEN	Information Technology		-3.14%	1410 (-45.65)	1462	1474	1407.2				
RAILTEL	Telecommunication		-3.13%	281.4 (-9.1)	291.15	298.5	280.05				
STARHEALTH	Financial Services		-3.04%	560.45 (-17.55)	580	580.85	558.05				
GUFICBIO	Healthcare		-2.98%	324.3 (-9.95)	334.5	335.9	320.55				
TATACOMM (F&O)	Telecommunication		-2.79%	1658.05 (-47.5)	1733.9	1733.95	1656.1				
APLAPOLLO	Capital Goods		-2.61%	1643.55 (-44.1)	1700	1745	1640.5				

Top 15 Bullish Stocks | Buy !!! Buy !!! Buy !!!

Symbol	Sector	O=L	Per %	LTP	OPEN	HIGH	LOW	for BTST buy after 3 pm			
DATAMATICS	Information Tech	O=L	18.03%	747.95 (114.25)	640	760	640				
PFC (F&O)	Financial Services		9.23%	365.8 (30.9)	340	368.35	337				
RECLTD (F&O)	Financial Services		7.51%	374.9 (26.2)	354.9	382.7	351.1				
MOIL	Metals & Mining	O=L	7.31%	317.95 (21.65)	295	319.45	295				
OPTIEMUS	Telecommunication		7.20%	335.8 (22.55)	315.7	342.5	314.65				
NOCIL	Chemicals	O=L	6.94%	246.5 (16)	233.65	248.75	233.65				
FINCABLES	Capital Goods		6.78%	1031.9 (65.5)	978	1032.5	972				
HBLPOWER	Automobile		6.43%	383 (23.15)	364	403.75	362.5				
CLEAN	Chemicals		6.25%	1449 (85.25)	1373	1455	1368.1				
BIRLACORPN	Construction Materials		6.04%	1435.35 (81.7)	1373	1435.35	1366.9				
VARROC	Automobile		6.02%	570 (32.35)	543	581.55	541.05				
HIL	Consumer Durables	O=L	5.98%	2899.05 (163.55)	2733	2934.9	2733				
JUBLPHARMA	Healthcare		5.96%	455.05 (25.6)	431.55	458.65	428.75				
ROLEXRINGS	Automobile		5.94%	2470.5 (138.5)	2341	2494.7	2332.95				
MAITHANALL	Metals & Mining	O=L	5.93%	1156.5 (64.7)	1092.1	1183.75	1092.1				

www.oideer.com

Tool Subscription Link:

<https://www.oideer.com/subscription-plan/>

1 Day Expiry Spacial Tool Link free to all (Activated only on Expiry Day):

<https://www.oideer.com/oidata-sheet/>

Daily Oi Report (PDF):

<https://www.oideer.com/pdf/>

Learning Videos:

<https://www.oideer.com/training-videos/>

FII-DII Data (Participant wise data):

<https://www.oideer.com/fii-dii-data/>